

### #07 GSM850\_GPRS10\_Bottom Face\_0cm\_Ch251

**DUT: 252422**

Communication System: GSM850; Frequency: 848.8 MHz; Duty Cycle: 1:4

Medium: MSL\_850\_120525 Medium parameters used:  $f = 849$  MHz;  $\sigma = 0.976$  mho/m;  $\epsilon_r = 54.4$ ;  $\rho = 1000$  kg/m<sup>3</sup>

Ambient Temperature : 22.5 °C ; Liquid Temperature : 21.5 °C

DASY4 Configuration:

- Probe: ET3DV6R - SN1788; ConvF(5.75, 5.75, 5.75); Calibrated: 2012/1/26
- Sensor-Surface: 4mm (Mechanical Surface Detection)
- Electronics: DAE4 Sn778; Calibrated: 2011/11/22
- Phantom: ELI 4.0\_Front; Type: QDOVA001BB; Serial: 1026
- Measurement SW: DASY4, V4.7 Build 80; Postprocessing SW: SEMCAD, V1.8 Build 186

**Ch251/Area Scan (81x131x1):** Measurement grid: dx=20mm, dy=20mm

Maximum value of SAR (interpolated) = 0.979 mW/g

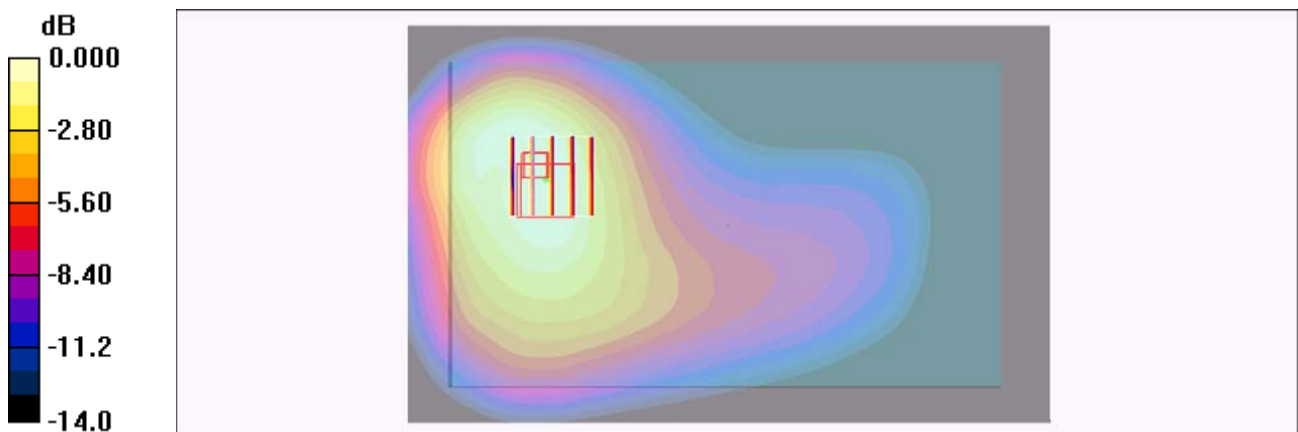
**Ch251/Zoom Scan (5x5x7)/Cube 0:** Measurement grid: dx=8mm, dy=8mm, dz=5mm

Reference Value = 12.7 V/m; Power Drift = -0.044 dB

Peak SAR (extrapolated) = 1.30 W/kg

**SAR(1 g) = 0.856 mW/g; SAR(10 g) = 0.570 mW/g**

Maximum value of SAR (measured) = 0.925 mW/g



0 dB = 0.925mW/g

### #08 GSM850\_GPRS10\_Primary Portrait\_0cm\_Ch251

**DUT: 252422**

Communication System: GSM850; Frequency: 848.8 MHz; Duty Cycle: 1:4

Medium: MSL\_850\_120525 Medium parameters used:  $f = 849$  MHz;  $\sigma = 0.976$  mho/m;  $\epsilon_r = 54.4$ ;  $\rho = 1000$  kg/m<sup>3</sup>

Ambient Temperature : 22.5 °C ; Liquid Temperature : 21.5 °C

DASY4 Configuration:

- Probe: ET3DV6R - SN1788; ConvF(5.75, 5.75, 5.75); Calibrated: 2012/1/26
- Sensor-Surface: 4mm (Mechanical Surface Detection)
- Electronics: DAE4 Sn778; Calibrated: 2011/11/22
- Phantom: ELI 4.0\_Front; Type: QDOVA001BB; Serial: 1026
- Measurement SW: DASY4, V4.7 Build 80; Postprocessing SW: SEMCAD, V1.8 Build 186

**Ch251/Area Scan (31x81x1):** Measurement grid: dx=20mm, dy=20mm

Maximum value of SAR (interpolated) = 0.554 mW/g

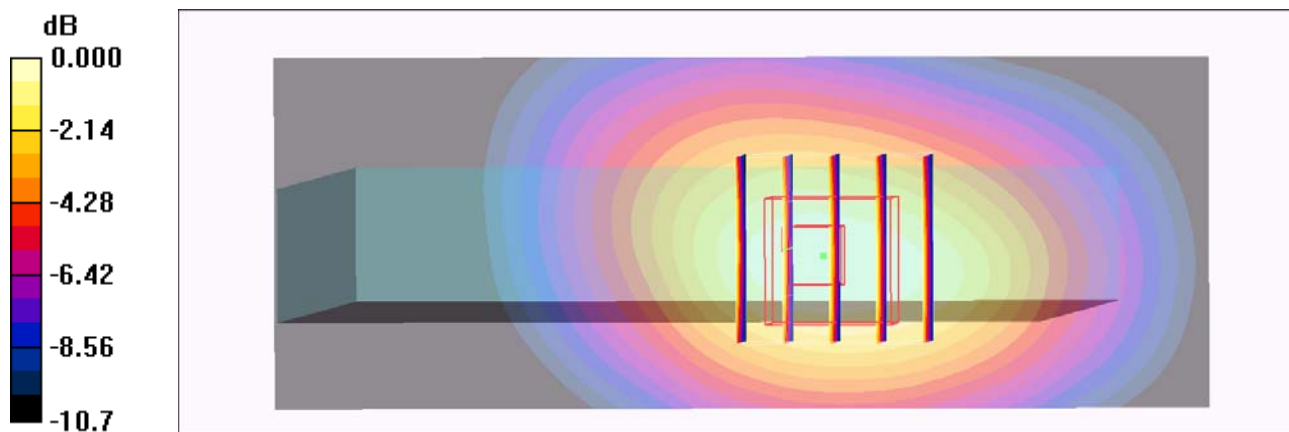
**Ch251/Zoom Scan (5x5x7)/Cube 0:** Measurement grid: dx=8mm, dy=8mm, dz=5mm

Reference Value = 23.7 V/m; Power Drift = -0.018 dB

Peak SAR (extrapolated) = 0.715 W/kg

**SAR(1 g) = 0.510 mW/g; SAR(10 g) = 0.343 mW/g**

Maximum value of SAR (measured) = 0.547 mW/g



0 dB = 0.547mW/g

### #09 GSM850\_GPRS10\_Primary Landscape\_0cm\_Ch251

**DUT: 252422**

Communication System: GSM850; Frequency: 848.8 MHz; Duty Cycle: 1:4

Medium: MSL\_850\_120525 Medium parameters used:  $f = 849$  MHz;  $\sigma = 0.976$  mho/m;  $\epsilon_r = 54.4$ ;  $\rho = 1000$  kg/m<sup>3</sup>

Ambient Temperature : 22.5 °C ; Liquid Temperature : 21.5 °C

DASY4 Configuration:

- Probe: ET3DV6R - SN1788; ConvF(5.75, 5.75, 5.75); Calibrated: 2012/1/26
- Sensor-Surface: 4mm (Mechanical Surface Detection)
- Electronics: DAE4 Sn778; Calibrated: 2011/11/22
- Phantom: ELI 4.0\_Front; Type: QDOVA001BB; Serial: 1026
- Measurement SW: DASY4, V4.7 Build 80; Postprocessing SW: SEMCAD, V1.8 Build 186

**Ch251/Area Scan (31x131x1):** Measurement grid: dx=20mm, dy=20mm

Maximum value of SAR (interpolated) = 0.441 mW/g

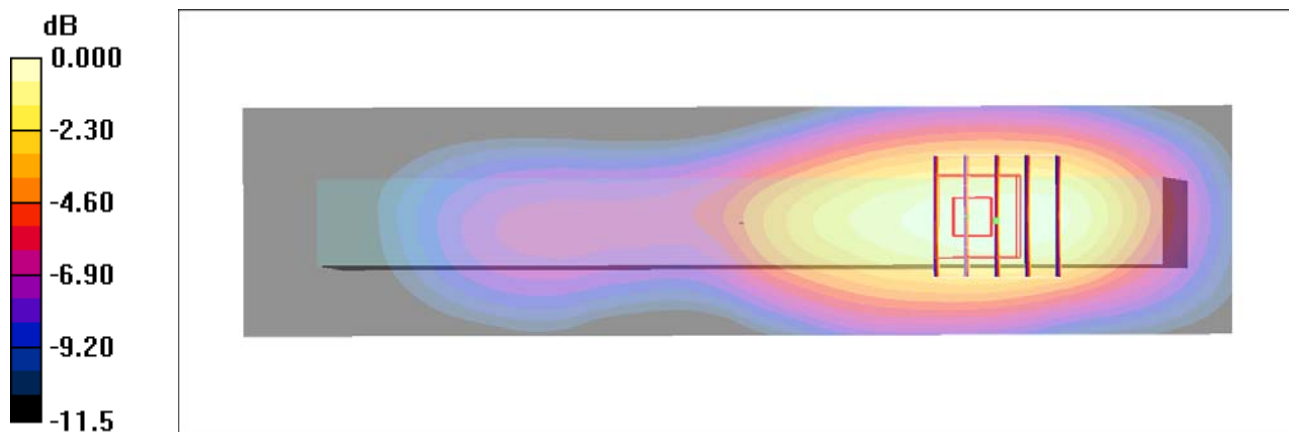
**Ch251/Zoom Scan (5x5x7)/Cube 0:** Measurement grid: dx=8mm, dy=8mm, dz=5mm

Reference Value = 15.5 V/m; Power Drift = -0.049 dB

Peak SAR (extrapolated) = 0.586 W/kg

**SAR(1 g) = 0.404 mW/g; SAR(10 g) = 0.266 mW/g**

Maximum value of SAR (measured) = 0.437 mW/g



0 dB = 0.437mW/g

### #10 GSM850\_GPRS10\_Front Face\_0cm\_Ch251\_Holster

**DUT: 252422**

Communication System: GSM850; Frequency: 848.8 MHz; Duty Cycle: 1:4

Medium: MSL\_850\_120525 Medium parameters used:  $f = 849$  MHz;  $\sigma = 0.976$  mho/m;  $\epsilon_r = 54.4$ ;  $\rho = 1000$  kg/m<sup>3</sup>

Ambient Temperature : 22.5 °C ; Liquid Temperature : 21.5 °C

DASY4 Configuration:

- Probe: ET3DV6R - SN1788; ConvF(5.75, 5.75, 5.75); Calibrated: 2012/1/26
- Sensor-Surface: 4mm (Mechanical Surface Detection)
- Electronics: DAE4 Sn778; Calibrated: 2011/11/22
- Phantom: ELI 4.0\_Front; Type: QDOVA001BB; Serial: 1026
- Measurement SW: DASY4, V4.7 Build 80; Postprocessing SW: SEMCAD, V1.8 Build 186

**Ch251/Area Scan (81x131x1):** Measurement grid: dx=20mm, dy=20mm

Maximum value of SAR (interpolated) = 0.367 mW/g

**Ch251/Zoom Scan (5x5x7)/Cube 0:** Measurement grid: dx=8mm, dy=8mm, dz=5mm

Reference Value = 9.72 V/m; Power Drift = -0.152 dB

Peak SAR (extrapolated) = 0.446 W/kg

**SAR(1 g) = 0.342 mW/g; SAR(10 g) = 0.248 mW/g**

Maximum value of SAR (measured) = 0.358 mW/g

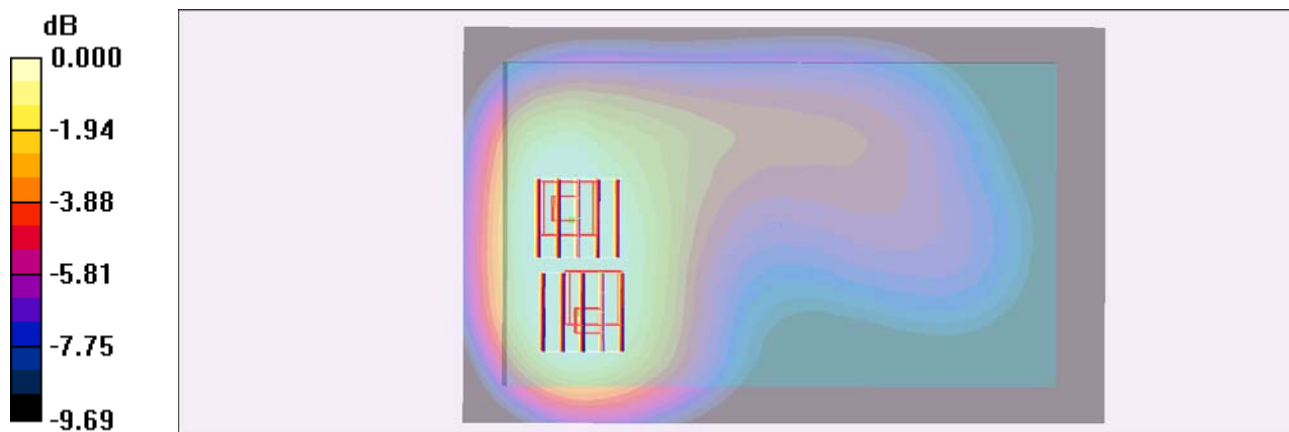
**Ch251/Zoom Scan (5x5x7)/Cube 1:** Measurement grid: dx=8mm, dy=8mm, dz=5mm

Reference Value = 9.72 V/m; Power Drift = -0.152 dB

Peak SAR (extrapolated) = 0.407 W/kg

**SAR(1 g) = 0.301 mW/g; SAR(10 g) = 0.216 mW/g**

Maximum value of SAR (measured) = 0.322 mW/g



0 dB = 0.322mW/g

### #69 GSM850\_GPRS10\_Bottom Face\_0cm\_Ch251\_Jelly Sets

**DUT: 252422**

Communication System: GSM850; Frequency: 848.8 MHz; Duty Cycle: 1:4

Medium: MSL\_850\_120525 Medium parameters used:  $f = 849 \text{ MHz}$ ;  $\sigma = 0.976 \text{ mho/m}$ ;  $\epsilon_r = 54.4$ ;  $\rho = 1000 \text{ kg/m}^3$

Ambient Temperature : 22.5 °C ; Liquid Temperature : 21.5 °C

DASY4 Configuration:

- Probe: ET3DV6R - SN1788; ConvF(5.75, 5.75, 5.75); Calibrated: 2012/1/26
- Sensor-Surface: 4mm (Mechanical Surface Detection)
- Electronics: DAE4 Sn778; Calibrated: 2011/11/22
- Phantom: ELI 4.0\_Front; Type: QDOVA001BB; Serial: 1026
- Measurement SW: DASY4, V4.7 Build 80; Postprocessing SW: SEMCAD, V1.8 Build 186

**Ch251/Area Scan (81x61x1):** Measurement grid: dx=20mm, dy=20mm

Maximum value of SAR (interpolated) = 0.893 mW/g

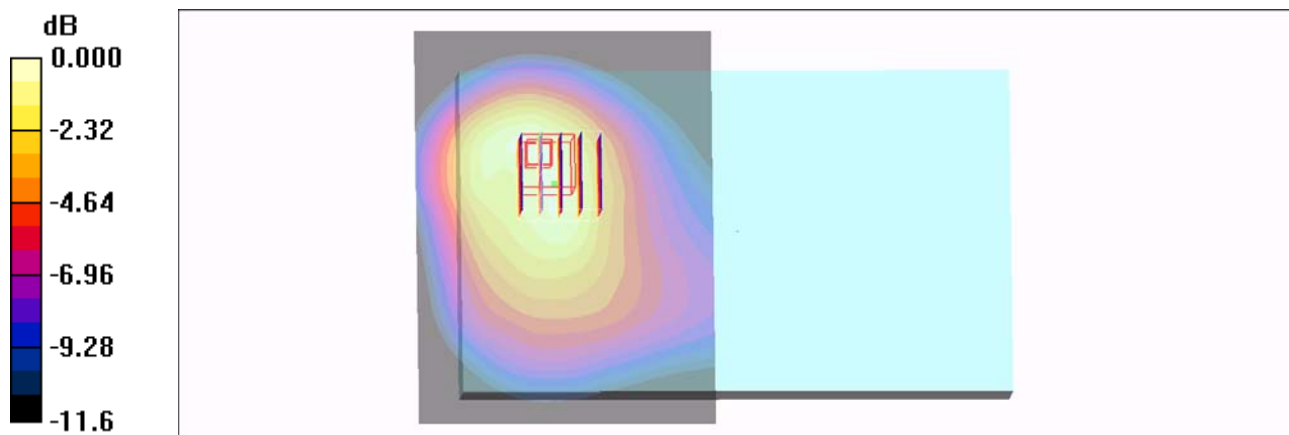
**Ch251/Zoom Scan (5x5x7)/Cube 0:** Measurement grid: dx=8mm, dy=8mm, dz=5mm

Reference Value = 12.0 V/m; Power Drift = -0.068 dB

Peak SAR (extrapolated) = 1.45 W/kg

**SAR(1 g) = 0.901 mW/g; SAR(10 g) = 0.579 mW/g**

Maximum value of SAR (measured) = 0.991 mW/g



0 dB = 0.991mW/g

### #69 GSM850\_GPRS10\_Bottom Face\_0cm\_Ch251\_Jelly Sets\_2D

**DUT: 252422**

Communication System: GSM850; Frequency: 848.8 MHz; Duty Cycle: 1:4

Medium: MSL\_850\_120525 Medium parameters used:  $f = 849 \text{ MHz}$ ;  $\sigma = 0.976 \text{ mho/m}$ ;  $\epsilon_r = 54.4$ ;  $\rho = 1000 \text{ kg/m}^3$

Ambient Temperature : 22.5 °C ; Liquid Temperature : 21.5 °C

DASY4 Configuration:

- Probe: ET3DV6R - SN1788; ConvF(5.75, 5.75, 5.75); Calibrated: 2012/1/26
- Sensor-Surface: 4mm (Mechanical Surface Detection)
- Electronics: DAE4 Sn778; Calibrated: 2011/11/22
- Phantom: ELI 4.0\_Front; Type: QDOVA001BB; Serial: 1026
- Measurement SW: DASY4, V4.7 Build 80; Postprocessing SW: SEMCAD, V1.8 Build 186

**Ch251/Area Scan (81x61x1):** Measurement grid: dx=20mm, dy=20mm

Maximum value of SAR (interpolated) = 0.893 mW/g

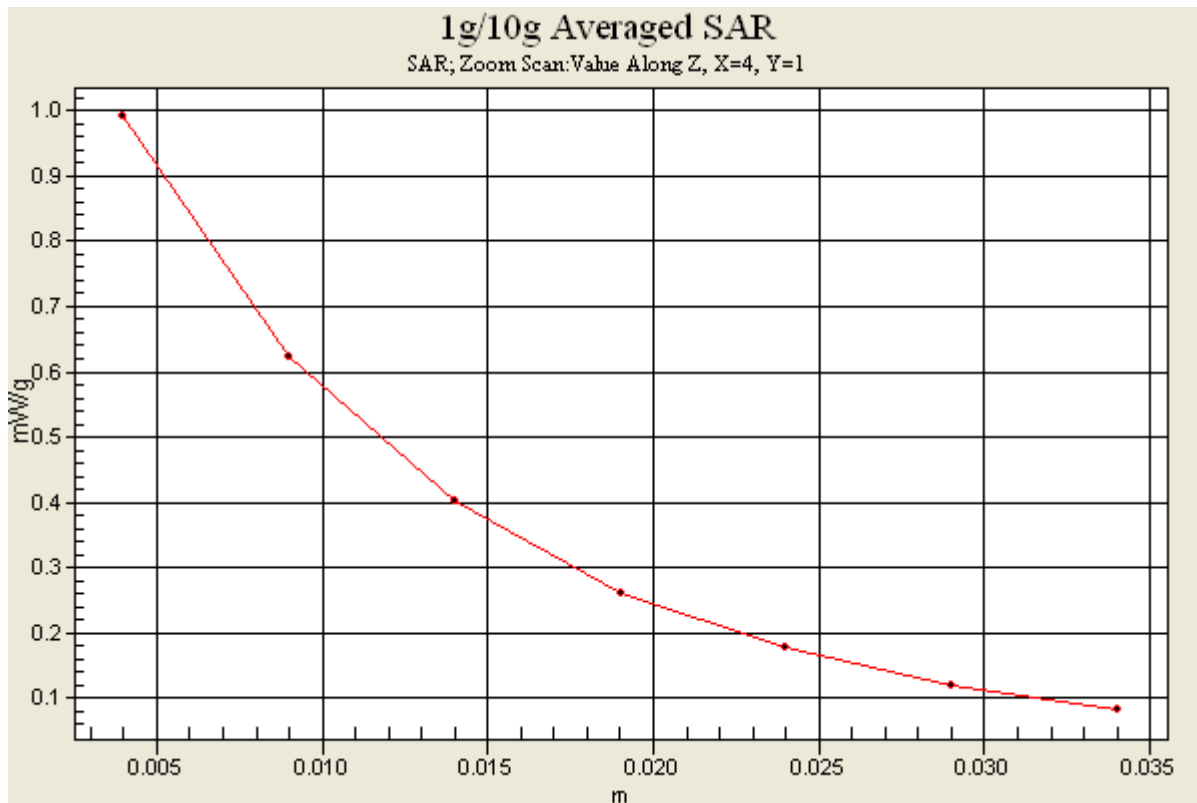
**Ch251/Zoom Scan (5x5x7)/Cube 0:** Measurement grid: dx=8mm, dy=8mm, dz=5mm

Reference Value = 12.0 V/m; Power Drift = -0.068 dB

Peak SAR (extrapolated) = 1.45 W/kg

**SAR(1 g) = 0.901 mW/g; SAR(10 g) = 0.579 mW/g**

Maximum value of SAR (measured) = 0.991 mW/g



### #11 GSM850\_GPRS10\_Bottom Face\_0cm\_Ch128

**DUT: 252422**

Communication System: GSM850; Frequency: 824.2 MHz; Duty Cycle: 1:4

Medium: MSL\_850\_120525 Medium parameters used :  $f = 824.2$  MHz;  $\sigma = 0.952$  mho/m;  $\epsilon_r = 54.7$ ;

$\rho = 1000$  kg/m<sup>3</sup>

Ambient Temperature : 22.5 °C ; Liquid Temperature : 21.5 °C

DASY4 Configuration:

- Probe: ET3DV6R - SN1788; ConvF(5.75, 5.75, 5.75); Calibrated: 2012/1/26
- Sensor-Surface: 4mm (Mechanical Surface Detection)
- Electronics: DAE4 Sn778; Calibrated: 2011/11/22
- Phantom: ELI 4.0\_Front; Type: QDOVA001BB; Serial: 1026
- Measurement SW: DASY4, V4.7 Build 80; Postprocessing SW: SEMCAD, V1.8 Build 186

**Ch128/Area Scan (81x61x1):** Measurement grid: dx=20mm, dy=20mm

Maximum value of SAR (interpolated) = 0.859 mW/g


**Ch128/Zoom Scan (5x5x7)/Cube 0:** Measurement grid: dx=8mm, dy=8mm, dz=5mm

Reference Value = 10.9 V/m; Power Drift = -0.020 dB

Peak SAR (extrapolated) = 1.18 W/kg

**SAR(1 g) = 0.777 mW/g; SAR(10 g) = 0.524 mW/g**

Maximum value of SAR (measured) = 0.856 mW/g



0 dB = 0.856mW/g

### #12 GSM850\_GPRS10\_Bottom Face\_0cm\_Ch189

**DUT: 252422**

Communication System: GSM850; Frequency: 836.4 MHz; Duty Cycle: 1:4

Medium: MSL\_850\_120525 Medium parameters used :  $f = 836.4$  MHz;  $\sigma = 0.964$  mho/m;  $\epsilon_r = 54.5$ ;

$\rho = 1000$  kg/m<sup>3</sup>

Ambient Temperature : 22.5 °C ; Liquid Temperature : 21.5 °C

DASY4 Configuration:

- Probe: ET3DV6R - SN1788; ConvF(5.75, 5.75, 5.75); Calibrated: 2012/1/26
- Sensor-Surface: 4mm (Mechanical Surface Detection)
- Electronics: DAE4 Sn778; Calibrated: 2011/11/22
- Phantom: ELI 4.0\_Front; Type: QDOVA001BB; Serial: 1026
- Measurement SW: DASY4, V4.7 Build 80; Postprocessing SW: SEMCAD, V1.8 Build 186

**Ch189/Area Scan (81x61x1):** Measurement grid: dx=20mm, dy=20mm

Maximum value of SAR (interpolated) = 0.892 mW/g


**Ch189/Zoom Scan (5x5x7)/Cube 0:** Measurement grid: dx=8mm, dy=8mm, dz=5mm

Reference Value = 11.8 V/m; Power Drift = -0.037 dB

Peak SAR (extrapolated) = 1.36 W/kg

**SAR(1 g) = 0.894 mW/g; SAR(10 g) = 0.596 mW/g**

Maximum value of SAR (measured) = 0.950 mW/g



0 dB = 0.950mW/g



### #70 GSM850\_GPRS10\_Bottom Face\_0cm\_Ch128\_Jelly Sets

**DUT: 252422**

Communication System: GSM850; Frequency: 824.2 MHz; Duty Cycle: 1:4

Medium: MSL\_850\_120525 Medium parameters used :  $f = 824.2$  MHz;  $\sigma = 0.952$  mho/m;  $\epsilon_r = 54.7$ ;

$\rho = 1000$  kg/m<sup>3</sup>

Ambient Temperature : 22.5 °C ; Liquid Temperature : 21.5 °C

DASY4 Configuration:

- Probe: ET3DV6R - SN1788; ConvF(5.75, 5.75, 5.75); Calibrated: 2012/1/26
- Sensor-Surface: 4mm (Mechanical Surface Detection)
- Electronics: DAE4 Sn778; Calibrated: 2011/11/22
- Phantom: ELI 4.0\_Front; Type: QDOVA001BB; Serial: 1026
- Measurement SW: DASY4, V4.7 Build 80; Postprocessing SW: SEMCAD, V1.8 Build 186

**Ch128/Area Scan (81x61x1):** Measurement grid: dx=20mm, dy=20mm

Maximum value of SAR (interpolated) = 0.870 mW/g


**Ch128/Zoom Scan (5x5x7)/Cube 0:** Measurement grid: dx=8mm, dy=8mm, dz=5mm

Reference Value = 11.3 V/m; Power Drift = -0.146 dB

Peak SAR (extrapolated) = 1.17 W/kg

**SAR(1 g) = 0.773 mW/g; SAR(10 g) = 0.512 mW/g**

Maximum value of SAR (measured) = 0.833 mW/g



0 dB = 0.833mW/g

### #71 GSM850\_GPRS10\_Bottom Face\_0cm\_Ch189\_Jelly Sets

**DUT: 252422**

Communication System: GSM850; Frequency: 836.4 MHz; Duty Cycle: 1:4

Medium: MSL\_850\_120525 Medium parameters used :  $f = 836.4$  MHz;  $\sigma = 0.964$  mho/m;  $\epsilon_r = 54.5$ ;

$\rho = 1000$  kg/m<sup>3</sup>

Ambient Temperature : 22.5 °C ; Liquid Temperature : 21.5 °C

DASY4 Configuration:

- Probe: ET3DV6R - SN1788; ConvF(5.75, 5.75, 5.75); Calibrated: 2012/1/26
- Sensor-Surface: 4mm (Mechanical Surface Detection)
- Electronics: DAE4 Sn778; Calibrated: 2011/11/22
- Phantom: ELI 4.0\_Front; Type: QDOVA001BB; Serial: 1026
- Measurement SW: DASY4, V4.7 Build 80; Postprocessing SW: SEMCAD, V1.8 Build 186

**Ch189/Area Scan (81x61x1):** Measurement grid: dx=20mm, dy=20mm

Maximum value of SAR (interpolated) = 0.899 mW/g

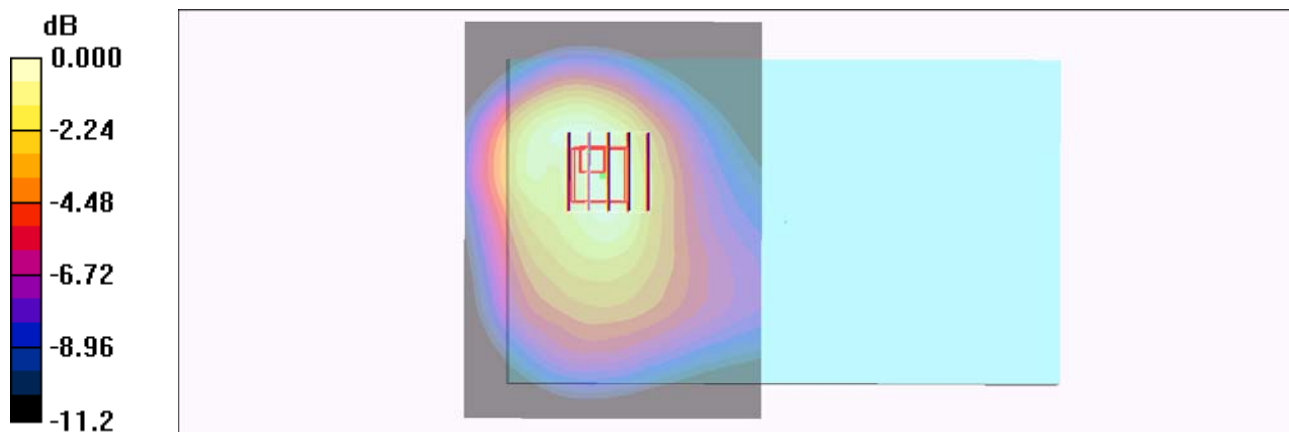
**Ch189/Zoom Scan (5x5x7)/Cube 0:** Measurement grid: dx=8mm, dy=8mm, dz=5mm

Reference Value = 11.5 V/m; Power Drift = -0.084 dB

Peak SAR (extrapolated) = 1.32 W/kg

**SAR(1 g) = 0.877 mW/g; SAR(10 g) = 0.576 mW/g**

Maximum value of SAR (measured) = 0.944 mW/g



0 dB = 0.944mW/g

### #13 GSM850\_GPRS10\_Bottom Face\_0cm\_Ch251\_Hand Strap

**DUT: 252422**

Communication System: GSM850; Frequency: 848.8 MHz; Duty Cycle: 1:4

Medium: MSL\_850\_120525 Medium parameters used:  $f = 849$  MHz;  $\sigma = 0.976$  mho/m;  $\epsilon_r = 54.4$ ;  $\rho = 1000$  kg/m<sup>3</sup>

Ambient Temperature : 22.5 °C ; Liquid Temperature : 21.5 °C

DASY4 Configuration:

- Probe: ET3DV6R - SN1788; ConvF(5.75, 5.75, 5.75); Calibrated: 2012/1/26
- Sensor-Surface: 4mm (Mechanical Surface Detection)
- Electronics: DAE4 Sn778; Calibrated: 2011/11/22
- Phantom: ELI 4.0\_Front; Type: QDOVA001BB; Serial: 1026
- Measurement SW: DASY4, V4.7 Build 80; Postprocessing SW: SEMCAD, V1.8 Build 186

**Ch251/Area Scan (81x131x1):** Measurement grid: dx=20mm, dy=20mm

Maximum value of SAR (interpolated) = 0.178 mW/g

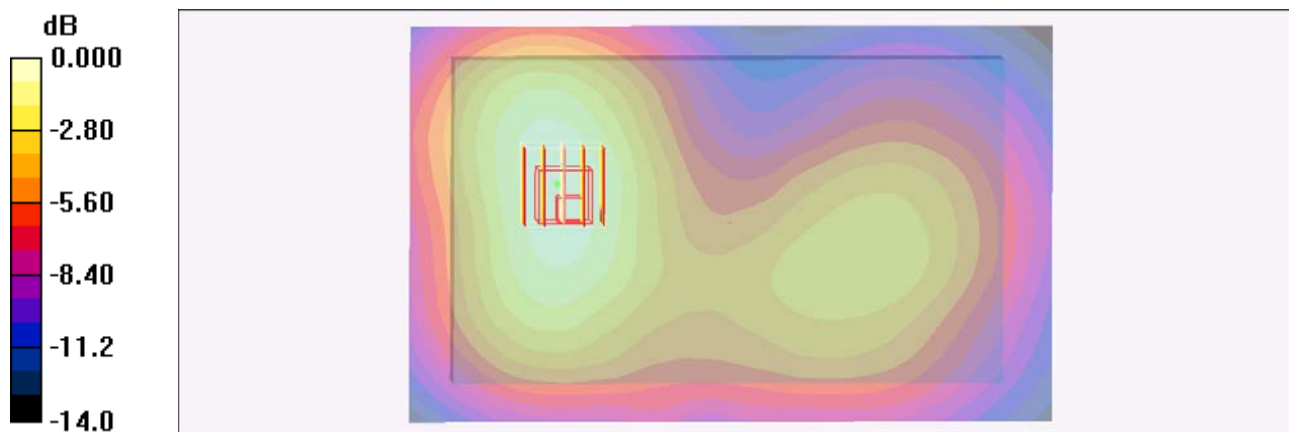
**Ch251/Zoom Scan (5x5x7)/Cube 0:** Measurement grid: dx=8mm, dy=8mm, dz=5mm

Reference Value = 7.54 V/m; Power Drift = -0.058 dB

Peak SAR (extrapolated) = 0.413 W/kg

**SAR(1 g) = 0.167 mW/g; SAR(10 g) = 0.122 mW/g**

Maximum value of SAR (measured) = 0.177 mW/g



0 dB = 0.178mW/g

### #14 GSM850\_GPRS10\_Primary Portrait\_0cm\_Ch251\_Hand Strap

**DUT: 252422**

Communication System: GSM850; Frequency: 848.8 MHz; Duty Cycle: 1:4

Medium: MSL\_850\_120525 Medium parameters used:  $f = 849 \text{ MHz}$ ;  $\sigma = 0.976 \text{ mho/m}$ ;  $\epsilon_r = 54.4$ ;  $\rho = 1000 \text{ kg/m}^3$

Ambient Temperature : 22.5 °C ; Liquid Temperature : 21.5 °C

DASY4 Configuration:

- Probe: ET3DV6R - SN1788; ConvF(5.75, 5.75, 5.75); Calibrated: 2012/1/26
- Sensor-Surface: 4mm (Mechanical Surface Detection)
- Electronics: DAE4 Sn778; Calibrated: 2011/11/22
- Phantom: ELI 4.0\_Front; Type: QDOVA001BB; Serial: 1026
- Measurement SW: DASY4, V4.7 Build 80; Postprocessing SW: SEMCAD, V1.8 Build 186

**Ch251/Area Scan (31x81x1):** Measurement grid:  $dx=20\text{mm}$ ,  $dy=20\text{mm}$

Maximum value of SAR (interpolated) = 0.546 mW/g

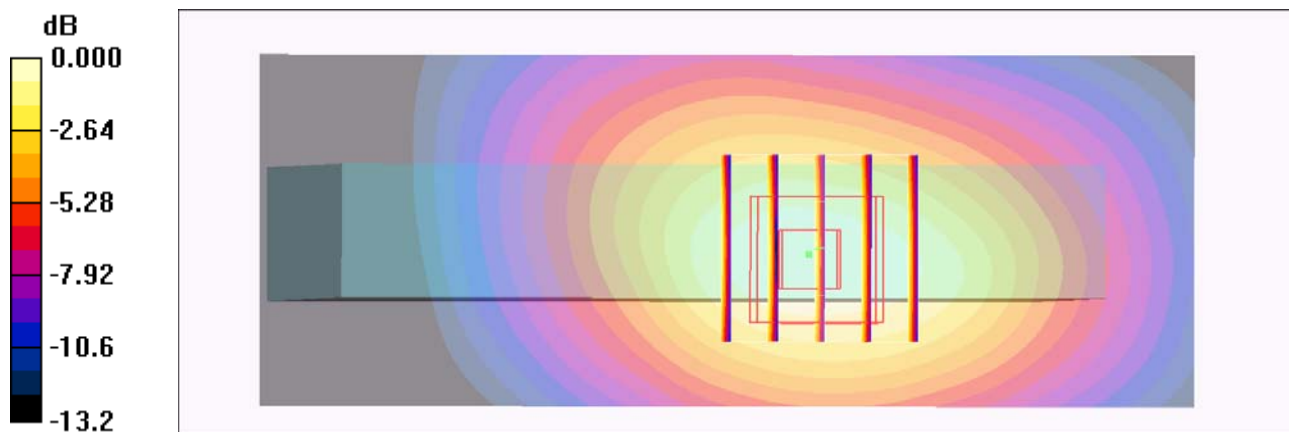
**Ch251/Zoom Scan (5x5x7)/Cube 0:** Measurement grid:  $dx=8\text{mm}$ ,  $dy=8\text{mm}$ ,  $dz=5\text{mm}$

Reference Value = 23.8 V/m; Power Drift = -0.004 dB

Peak SAR (extrapolated) = 0.702 W/kg

**SAR(1 g) = 0.510 mW/g; SAR(10 g) = 0.343 mW/g**

Maximum value of SAR (measured) = 0.547 mW/g



0 dB = 0.547mW/g

### #15 GSM850\_GPRS10\_Primary Landscape\_0cm\_Ch251\_Hand Strap

**DUT: 252422**

Communication System: GSM850; Frequency: 848.8 MHz; Duty Cycle: 1:4

Medium: MSL\_850\_120525 Medium parameters used:  $f = 849 \text{ MHz}$ ;  $\sigma = 0.976 \text{ mho/m}$ ;  $\epsilon_r = 54.4$ ;  $\rho = 1000 \text{ kg/m}^3$

Ambient Temperature : 22.5 °C ; Liquid Temperature : 21.5 °C

DASY4 Configuration:

- Probe: ET3DV6R - SN1788; ConvF(5.75, 5.75, 5.75); Calibrated: 2012/1/26
- Sensor-Surface: 4mm (Mechanical Surface Detection)
- Electronics: DAE4 Sn778; Calibrated: 2011/11/22
- Phantom: ELI 4.0\_Front; Type: QDOVA001BB; Serial: 1026
- Measurement SW: DASY4, V4.7 Build 80; Postprocessing SW: SEMCAD, V1.8 Build 186

**Ch251/Area Scan (31x131x1):** Measurement grid: dx=20mm, dy=20mm

Maximum value of SAR (interpolated) = 0.418 mW/g

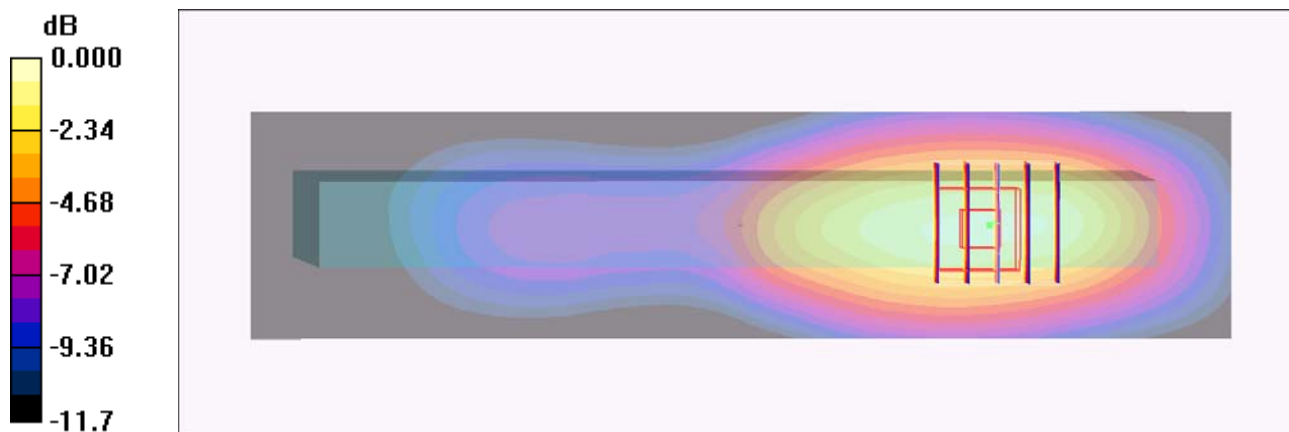
**Ch251/Zoom Scan (5x5x7)/Cube 0:** Measurement grid: dx=8mm, dy=8mm, dz=5mm

Reference Value = 15.6 V/m; Power Drift = -0.079 dB

Peak SAR (extrapolated) = 0.656 W/kg

**SAR(1 g) = 0.443 mW/g; SAR(10 g) = 0.289 mW/g**

Maximum value of SAR (measured) = 0.474 mW/g



0 dB = 0.474mW/g

### #16 GSM850\_GPRS10\_Front Face\_0cm\_Ch251\_Hand Strap\_Holster

**DUT: 252422**

Communication System: GSM850; Frequency: 848.8 MHz; Duty Cycle: 1:4

Medium: MSL\_850\_120525 Medium parameters used:  $f = 849 \text{ MHz}$ ;  $\sigma = 0.976 \text{ mho/m}$ ;  $\epsilon_r = 54.4$ ;  $\rho = 1000 \text{ kg/m}^3$

Ambient Temperature : 22.5 °C ; Liquid Temperature : 21.5 °C

DASY4 Configuration:

- Probe: ET3DV6R - SN1788; ConvF(5.75, 5.75, 5.75); Calibrated: 2012/1/26
- Sensor-Surface: 4mm (Mechanical Surface Detection)
- Electronics: DAE4 Sn778; Calibrated: 2011/11/22
- Phantom: ELI 4.0\_Front; Type: QDOVA001BB; Serial: 1026
- Measurement SW: DASY4, V4.7 Build 80; Postprocessing SW: SEMCAD, V1.8 Build 186

**Ch251/Area Scan (81x131x1):** Measurement grid: dx=20mm, dy=20mm

Maximum value of SAR (interpolated) = 0.377 mW/g

**Ch251/Zoom Scan (5x5x7)/Cube 0:** Measurement grid: dx=8mm, dy=8mm, dz=5mm

Reference Value = 9.74 V/m; Power Drift = -0.012 dB

Peak SAR (extrapolated) = 0.464 W/kg

**SAR(1 g) = 0.350 mW/g; SAR(10 g) = 0.251 mW/g**

Maximum value of SAR (measured) = 0.367 mW/g

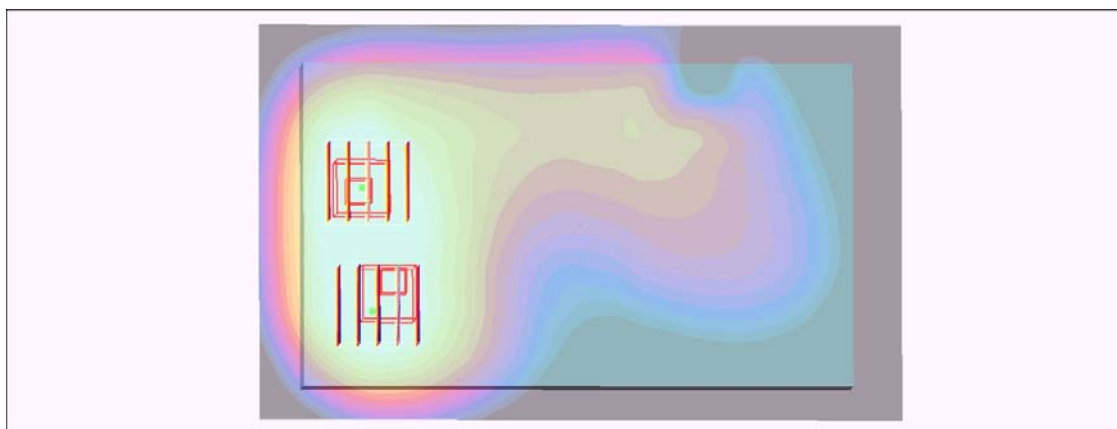
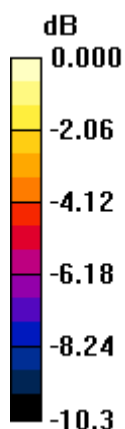
**Ch251/Zoom Scan (5x5x7)/Cube 1:** Measurement grid: dx=8mm, dy=8mm, dz=5mm

Reference Value = 9.74 V/m; Power Drift = -0.012 dB

Peak SAR (extrapolated) = 0.370 W/kg

**SAR(1 g) = 0.277 mW/g; SAR(10 g) = 0.198 mW/g**

Maximum value of SAR (measured) = 0.295 mW/g



0 dB = 0.295mW/g

## #92 GSM850\_GPRS10\_Primary Portrait\_0cm\_Ch251\_Hand Strap\_Jelly Sets

**DUT: 252422**

Communication System: GSM850; Frequency: 848.8 MHz; Duty Cycle: 1:4

Medium: MSL\_850\_120525 Medium parameters used:  $f = 849$  MHz;  $\sigma = 0.976$  mho/m;  $\epsilon_r = 54.4$ ;  $\rho = 1000$  kg/m<sup>3</sup>

Ambient Temperature : 22.5 °C ; Liquid Temperature : 21.5 °C

DASY4 Configuration:

- Probe: ET3DV6R - SN1788; ConvF(5.75, 5.75, 5.75); Calibrated: 2012/1/26
- Sensor-Surface: 4mm (Mechanical Surface Detection)
- Electronics: DAE4 Sn778; Calibrated: 2011/11/22
- Phantom: ELI 4.0\_Front; Type: QDOVA001BB; Serial: 1026
- Measurement SW: DASY4, V4.7 Build 80; Postprocessing SW: SEMCAD, V1.8 Build 186

**Ch251/Area Scan (31x81x1):** Measurement grid: dx=20mm, dy=20mm

Maximum value of SAR (interpolated) = 0.628 mW/g

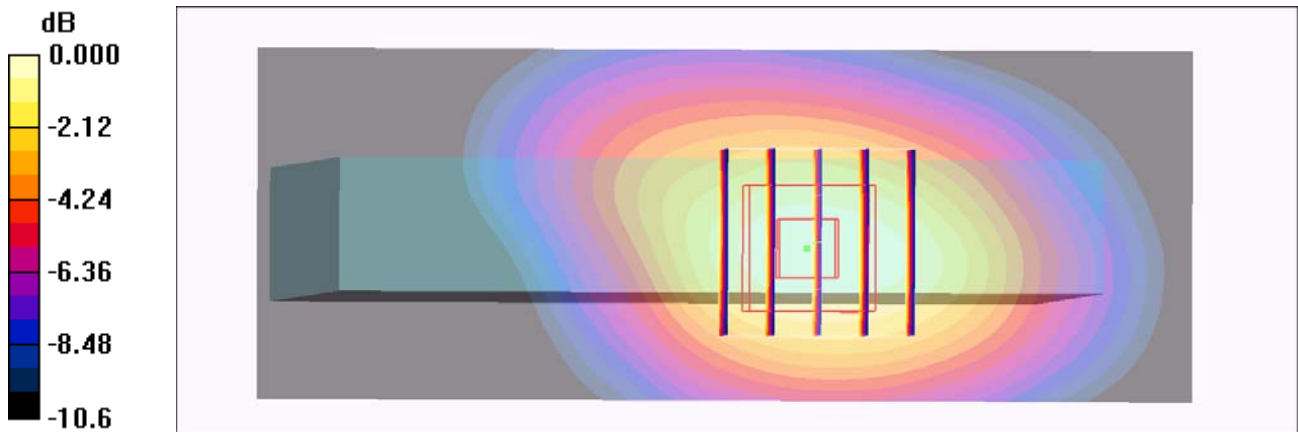
**Ch251/Zoom Scan (5x5x7)/Cube 0:** Measurement grid: dx=8mm, dy=8mm, dz=5mm

Reference Value = 24.3 V/m; Power Drift = 0.098 dB

Peak SAR (extrapolated) = 0.798 W/kg

**SAR(1 g) = 0.583 mW/g; SAR(10 g) = 0.392 mW/g**

Maximum value of SAR (measured) = 0.628 mW/g



0 dB = 0.628mW/g

## #92 GSM850\_GPRS10\_Primary Portrait\_0cm\_Ch251\_Hand Strap\_Jelly Sets\_2D

**DUT: 252422**

Communication System: GSM850; Frequency: 848.8 MHz; Duty Cycle: 1:4

Medium: MSL\_850\_120525 Medium parameters used:  $f = 849$  MHz;  $\sigma = 0.976$  mho/m;  $\epsilon_r = 54.4$ ;  $\rho = 1000$  kg/m<sup>3</sup>

Ambient Temperature : 22.5 °C ; Liquid Temperature : 21.5 °C

DASY4 Configuration:

- Probe: ET3DV6R - SN1788; ConvF(5.75, 5.75, 5.75); Calibrated: 2012/1/26
- Sensor-Surface: 4mm (Mechanical Surface Detection)
- Electronics: DAE4 Sn778; Calibrated: 2011/11/22
- Phantom: ELI 4.0\_Front; Type: QDOVA001BB; Serial: 1026
- Measurement SW: DASY4, V4.7 Build 80; Postprocessing SW: SEMCAD, V1.8 Build 186

**Ch251/Area Scan (31x81x1):** Measurement grid: dx=20mm, dy=20mm

Maximum value of SAR (interpolated) = 0.628 mW/g

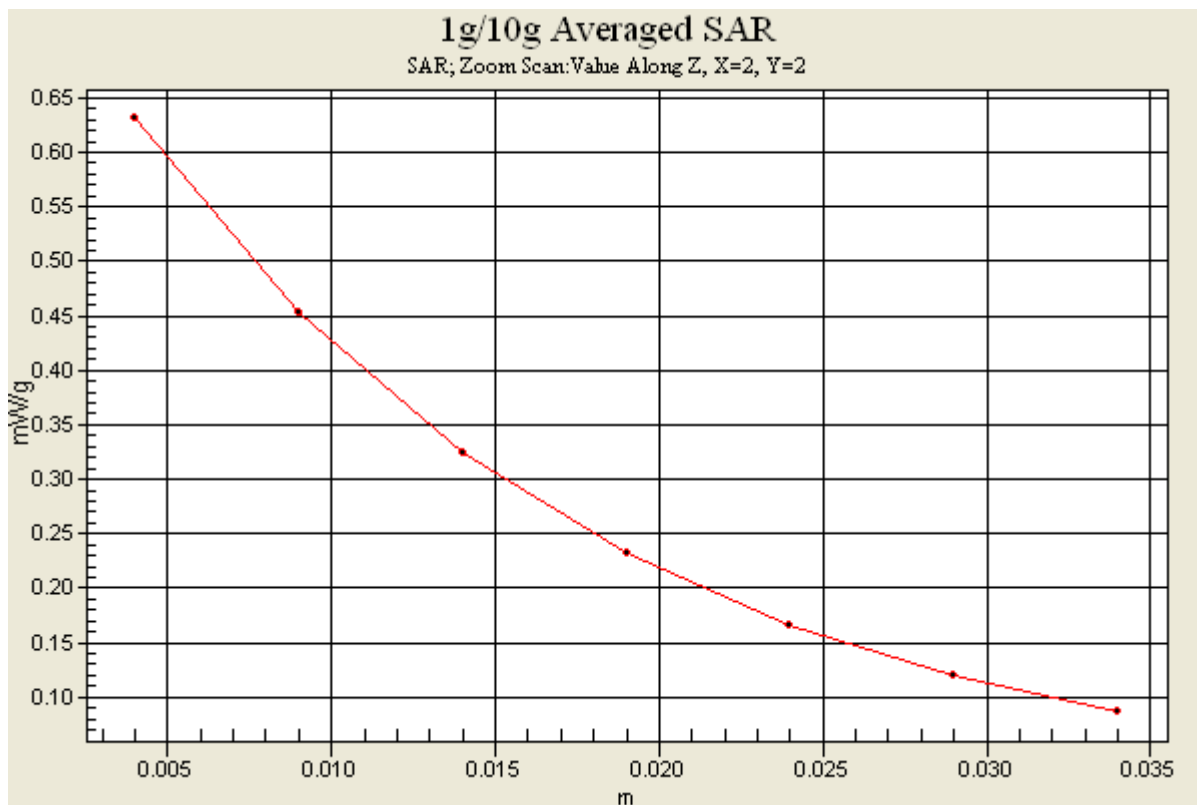
**Ch251/Zoom Scan (5x5x7)/Cube 0:** Measurement grid: dx=8mm, dy=8mm, dz=5mm

Reference Value = 24.3 V/m; Power Drift = 0.098 dB

Peak SAR (extrapolated) = 0.798 W/kg

**SAR(1 g) = 0.583 mW/g; SAR(10 g) = 0.392 mW/g**

Maximum value of SAR (measured) = 0.628 mW/g





### #39 GSM1900\_GPRS10\_Bottom Face\_0cm\_Ch512

**DUT: 252422**

Communication System: PCS; Frequency: 1850.2 MHz; Duty Cycle: 1:4

Medium: MSL\_1900\_120525 Medium parameters used :  $f = 1850.2$  MHz;  $\sigma = 1.46$  mho/m;  $\epsilon_r = 54.8$ ;

$\rho = 1000$  kg/m<sup>3</sup>

Ambient Temperature : 22.5 °C ; Liquid Temperature : 21.5 °C

DASY4 Configuration:

- Probe: ET3DV6R - SN1788; ConvF(4.06, 4.06, 4.06); Calibrated: 2012/1/26
- Sensor-Surface: 4mm (Mechanical Surface Detection)
- Electronics: DAE4 Sn778; Calibrated: 2011/11/22
- Phantom: ELI 4.0\_Front; Type: QDOVA001BB; Serial: 1026
- Measurement SW: DASY4, V4.7 Build 80; Postprocessing SW: SEMCAD, V1.8 Build 186

**Ch512/Area Scan (81x131x1):** Measurement grid: dx=20mm, dy=20mm

Maximum value of SAR (interpolated) = 1.00 mW/g

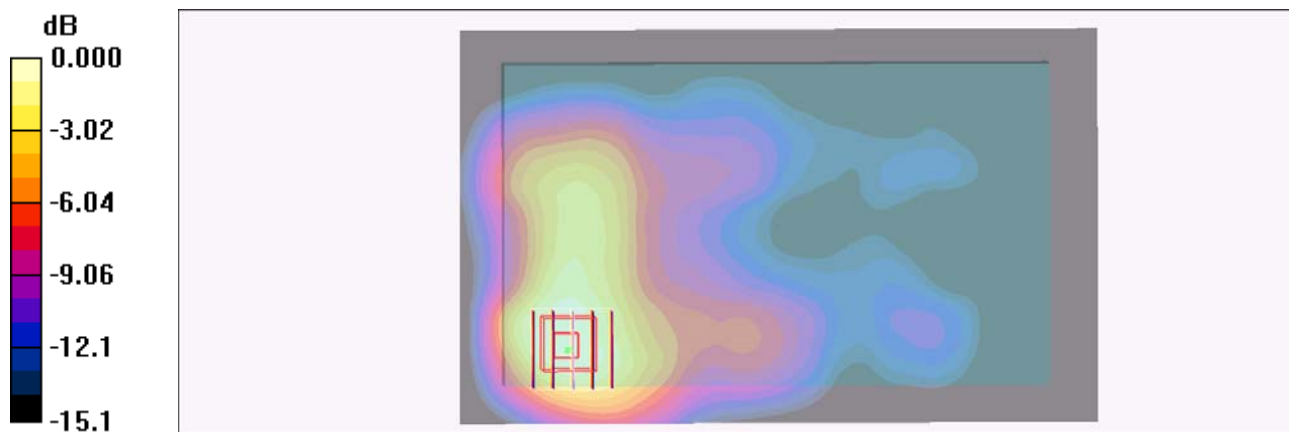
**Ch512/Zoom Scan (5x5x7)/Cube 0:** Measurement grid: dx=8mm, dy=8mm, dz=5mm

Reference Value = 4.36 V/m; Power Drift = 0.166 dB

Peak SAR (extrapolated) = 1.31 W/kg

**SAR(1 g) = 0.875 mW/g; SAR(10 g) = 0.542 mW/g**

Maximum value of SAR (measured) = 0.953 mW/g



0 dB = 0.953mW/g

## #40 GSM1900\_GPRS10\_Primary Portrait\_0cm\_Ch512

**DUT: 252422**

Communication System: PCS; Frequency: 1850.2 MHz; Duty Cycle: 1:4

Medium: MSL\_1900\_120525 Medium parameters used :  $f = 1850.2$  MHz;  $\sigma = 1.46$  mho/m;  $\epsilon_r = 54.8$ ;

$\rho = 1000$  kg/m<sup>3</sup>

Ambient Temperature : 22.5 °C ; Liquid Temperature : 21.5 °C

DASY4 Configuration:

- Probe: ET3DV6R - SN1788; ConvF(4.06, 4.06, 4.06); Calibrated: 2012/1/26
- Sensor-Surface: 4mm (Mechanical Surface Detection)
- Electronics: DAE4 Sn778; Calibrated: 2011/11/22
- Phantom: ELI 4.0\_Front; Type: QDOVA001BB; Serial: 1026
- Measurement SW: DASY4, V4.7 Build 80; Postprocessing SW: SEMCAD, V1.8 Build 186

**Ch512/Area Scan (31x81x1):** Measurement grid: dx=20mm, dy=20mm

Maximum value of SAR (interpolated) = 0.605 mW/g

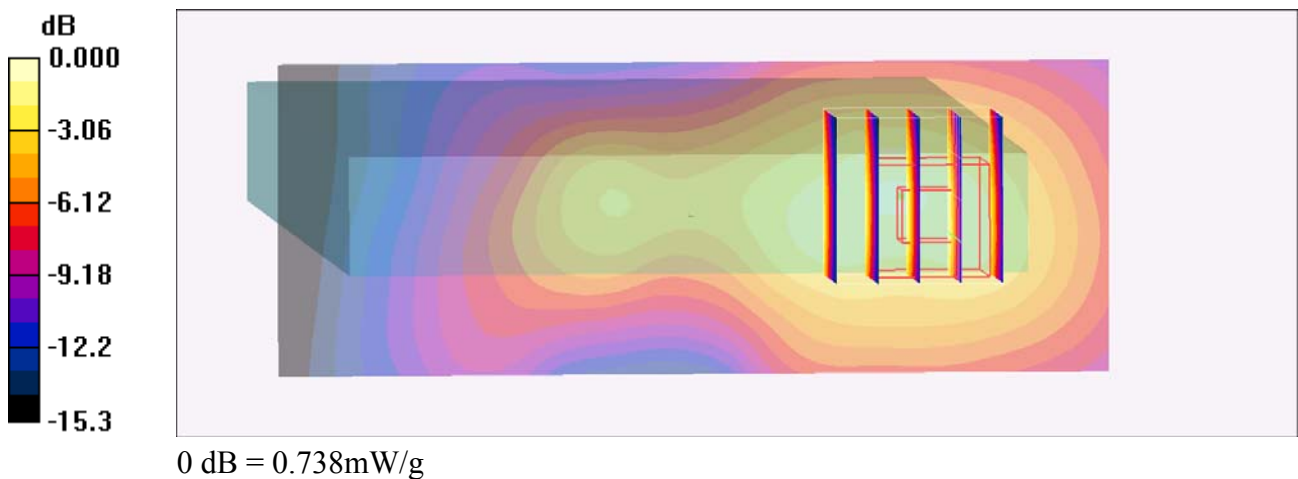
**Ch512/Zoom Scan (5x5x7)/Cube 0:** Measurement grid: dx=8mm, dy=8mm, dz=5mm

Reference Value = 17.0 V/m; Power Drift = 0.014 dB

Peak SAR (extrapolated) = 1.10 W/kg

**SAR(1 g) = 0.718 mW/g; SAR(10 g) = 0.419 mW/g**

Maximum value of SAR (measured) = 0.738 mW/g



### #41 GSM1900\_GPRS10\_Primary Landscape\_0cm\_Ch512

**DUT: 252422**

Communication System: PCS; Frequency: 1850.2 MHz; Duty Cycle: 1:4

Medium: MSL\_1900\_120525 Medium parameters used :  $f = 1850.2 \text{ MHz}$ ;  $\sigma = 1.46 \text{ mho/m}$ ;  $\epsilon_r = 54.8$ ;

$\rho = 1000 \text{ kg/m}^3$

Ambient Temperature :  $22.5 \text{ }^\circ\text{C}$ ; Liquid Temperature :  $21.5 \text{ }^\circ\text{C}$

DASY4 Configuration:

- Probe: ET3DV6R - SN1788; ConvF(4.06, 4.06, 4.06); Calibrated: 2012/1/26
- Sensor-Surface: 4mm (Mechanical Surface Detection)
- Electronics: DAE4 Sn778; Calibrated: 2011/11/22
- Phantom: ELI 4.0\_Front; Type: QDOVA001BB; Serial: 1026
- Measurement SW: DASY4, V4.7 Build 80; Postprocessing SW: SEMCAD, V1.8 Build 186

**Ch512/Area Scan (31x131x1):** Measurement grid:  $dx=20\text{mm}$ ,  $dy=20\text{mm}$

Maximum value of SAR (interpolated) =  $0.046 \text{ mW/g}$

**Ch512/Zoom Scan (5x5x7)/Cube 1:** Measurement grid:  $dx=8\text{mm}$ ,  $dy=8\text{mm}$ ,  $dz=5\text{mm}$

Reference Value =  $5.50 \text{ V/m}$ ; Power Drift =  $0.046 \text{ dB}$

Peak SAR (extrapolated) =  $0.075 \text{ W/kg}$

**SAR(1 g) =  $0.050 \text{ mW/g}$ ; SAR(10 g) =  $0.029 \text{ mW/g}$**

Maximum value of SAR (measured) =  $0.052 \text{ mW/g}$


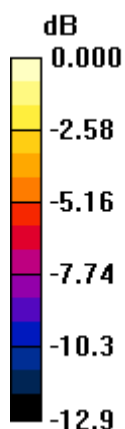
**Ch512/Zoom Scan (5x5x7)/Cube 0:** Measurement grid:  $dx=8\text{mm}$ ,  $dy=8\text{mm}$ ,  $dz=5\text{mm}$

Reference Value =  $5.50 \text{ V/m}$ ; Power Drift =  $0.046 \text{ dB}$

Peak SAR (extrapolated) =  $0.068 \text{ W/kg}$

**SAR(1 g) =  $0.047 \text{ mW/g}$ ; SAR(10 g) =  $0.031 \text{ mW/g}$**

Maximum value of SAR (measured) =  $0.050 \text{ mW/g}$



0 dB =  $0.050\text{mW/g}$

### #42 GSM1900\_GPRS10\_Front Face\_0cm\_Ch512\_Holster

**DUT: 252422**

Communication System: PCS; Frequency: 1850.2 MHz; Duty Cycle: 1:4

Medium: MSL\_1900\_120525 Medium parameters used :  $f = 1850.2$  MHz;  $\sigma = 1.46$  mho/m;  $\epsilon_r = 54.8$ ;

$\rho = 1000$  kg/m<sup>3</sup>

Ambient Temperature : 22.5 °C ; Liquid Temperature : 21.5 °C

DASY4 Configuration:

- Probe: ET3DV6R - SN1788; ConvF(4.06, 4.06, 4.06); Calibrated: 2012/1/26
- Sensor-Surface: 4mm (Mechanical Surface Detection)
- Electronics: DAE4 Sn778; Calibrated: 2011/11/22
- Phantom: ELI 4.0\_Front; Type: QDOVA001BB; Serial: 1026
- Measurement SW: DASY4, V4.7 Build 80; Postprocessing SW: SEMCAD, V1.8 Build 186

**Ch512/Area Scan (81x131x1):** Measurement grid: dx=20mm, dy=20mm

Maximum value of SAR (interpolated) = 0.571 mW/g

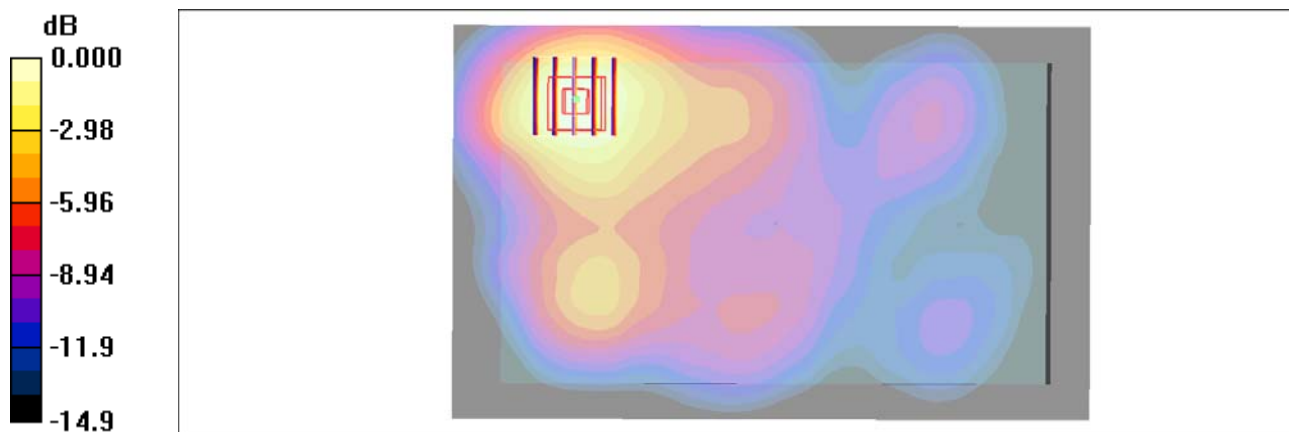
**Ch512/Zoom Scan (5x5x7)/Cube 0:** Measurement grid: dx=8mm, dy=8mm, dz=5mm

Reference Value = 7.73 V/m; Power Drift = -0.096 dB

Peak SAR (extrapolated) = 0.816 W/kg

**SAR(1 g) = 0.544 mW/g; SAR(10 g) = 0.339 mW/g**

Maximum value of SAR (measured) = 0.590 mW/g



0 dB = 0.590mW/g

### #84 GSM1900\_GPRS10\_Bottom Face\_0cm\_Ch512\_Jelly Sets

**DUT: 252422**

Communication System: PCS; Frequency: 1850.2 MHz; Duty Cycle: 1:4

Medium: MSL\_1900\_120525 Medium parameters used:  $f = 1850.2$  MHz;  $\sigma = 1.46$  mho/m;  $\epsilon_r = 54.8$ ;

$\rho = 1000$  kg/m<sup>3</sup>

Ambient Temperature : 22.5 °C ; Liquid Temperature : 21.5 °C

DASY4 Configuration:

- Probe: ET3DV6R - SN1788; ConvF(4.06, 4.06, 4.06); Calibrated: 2012/1/26
- Sensor-Surface: 4mm (Mechanical Surface Detection)
- Electronics: DAE4 Sn778; Calibrated: 2011/11/22
- Phantom: ELI 4.0\_Front; Type: QDOVA001BB; Serial: 1026
- Measurement SW: DASY4, V4.7 Build 80; Postprocessing SW: SEMCAD, V1.8 Build 186

**Ch512/Area Scan (81x61x1):** Measurement grid: dx=20mm, dy=20mm

Maximum value of SAR (interpolated) = 1.09 mW/g


**Ch512/Zoom Scan (5x5x7)/Cube 0:** Measurement grid: dx=8mm, dy=8mm, dz=5mm

Reference Value = 7.23 V/m; Power Drift = -0.045 dB

Peak SAR (extrapolated) = 1.44 W/kg

**SAR(1 g) = 0.943 mW/g; SAR(10 g) = 0.576 mW/g**

Maximum value of SAR (measured) = 1.01 mW/g



0 dB = 1.01mW/g

### #43 GSM1900\_GPRS10\_Bottom Face\_0cm\_Ch661

**DUT: 252422**

Communication System: PCS; Frequency: 1880 MHz; Duty Cycle: 1:4

Medium: MSL\_1900\_120525 Medium parameters used:  $f = 1880$  MHz;  $\sigma = 1.49$  mho/m;  $\epsilon_r = 54.6$ ;  $\rho = 1000$  kg/m<sup>3</sup>

Ambient Temperature : 22.5 °C ; Liquid Temperature : 21.5 °C

DASY4 Configuration:

- Probe: ET3DV6R - SN1788; ConvF(4.06, 4.06, 4.06); Calibrated: 2012/1/26
- Sensor-Surface: 4mm (Mechanical Surface Detection)
- Electronics: DAE4 Sn778; Calibrated: 2011/11/22
- Phantom: ELI 4.0\_Front; Type: QDOVA001BB; Serial: 1026
- Measurement SW: DASY4, V4.7 Build 80; Postprocessing SW: SEMCAD, V1.8 Build 186

**Ch661/Area Scan (81x61x1):** Measurement grid: dx=20mm, dy=20mm

Maximum value of SAR (interpolated) = 1.11 mW/g

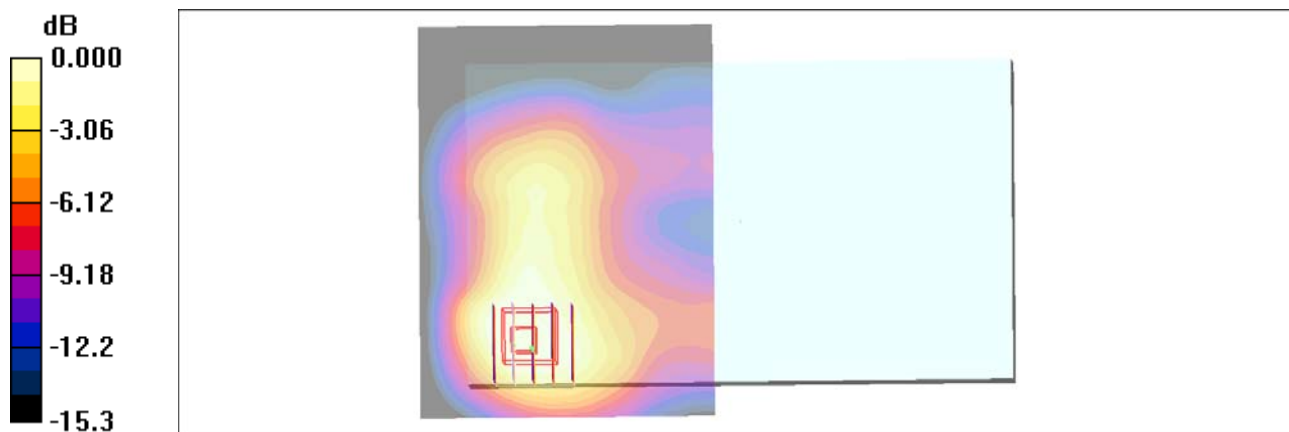
**Ch661/Zoom Scan (5x5x7)/Cube 0:** Measurement grid: dx=8mm, dy=8mm, dz=5mm

Reference Value = 4.19 V/m; Power Drift = -0.096 dB

Peak SAR (extrapolated) = 1.33 W/kg

**SAR(1 g) = 0.873 mW/g; SAR(10 g) = 0.543 mW/g**

Maximum value of SAR (measured) = 0.932 mW/g



0 dB = 0.932mW/g

### #44 GSM1900\_GPRS10\_Bottom Face\_0cm\_Ch810

**DUT: 252422**

Communication System: PCS; Frequency: 1909.8 MHz; Duty Cycle: 1:4

Medium: MSL\_1900\_120525 Medium parameters used:  $f = 1910$  MHz;  $\sigma = 1.53$  mho/m;  $\epsilon_r = 54.6$ ;  $\rho = 1000$  kg/m<sup>3</sup>

Ambient Temperature : 22.5 °C ; Liquid Temperature : 21.5 °C

DASY4 Configuration:

- Probe: ET3DV6R - SN1788; ConvF(4.06, 4.06, 4.06); Calibrated: 2012/1/26
- Sensor-Surface: 4mm (Mechanical Surface Detection)
- Electronics: DAE4 Sn778; Calibrated: 2011/11/22
- Phantom: ELI 4.0\_Front; Type: QDOVA001BB; Serial: 1026
- Measurement SW: DASY4, V4.7 Build 80; Postprocessing SW: SEMCAD, V1.8 Build 186

**Ch810/Area Scan (81x61x1):** Measurement grid: dx=20mm, dy=20mm

Maximum value of SAR (interpolated) = 1.06 mW/g


**Ch810/Zoom Scan (5x5x7)/Cube 0:** Measurement grid: dx=8mm, dy=8mm, dz=5mm

Reference Value = 4.14 V/m; Power Drift = 0.020 dB

Peak SAR (extrapolated) = 1.04 W/kg

**SAR(1 g) = 0.725 mW/g; SAR(10 g) = 0.451 mW/g**

Maximum value of SAR (measured) = 0.791 mW/g



0 dB = 0.791mW/g

### #85 GSM1900\_GPRS10\_Bottom Face\_0cm\_Ch661\_Jelly Sets

**DUT: 252422**

Communication System: PCS; Frequency: 1880 MHz; Duty Cycle: 1:4

Medium: MSL\_1900\_120525 Medium parameters used:  $f = 1880$  MHz;  $\sigma = 1.49$  mho/m;  $\epsilon_r = 54.6$ ;  $\rho = 1000$  kg/m<sup>3</sup>

Ambient Temperature : 22.5 °C ; Liquid Temperature : 21.5 °C

DASY4 Configuration:

- Probe: ET3DV6R - SN1788; ConvF(4.06, 4.06, 4.06); Calibrated: 2012/1/26
- Sensor-Surface: 4mm (Mechanical Surface Detection)
- Electronics: DAE4 Sn778; Calibrated: 2011/11/22
- Phantom: ELI 4.0\_Front; Type: QDOVA001BB; Serial: 1026
- Measurement SW: DASY4, V4.7 Build 80; Postprocessing SW: SEMCAD, V1.8 Build 186

**Ch661/Area Scan (81x61x1):** Measurement grid: dx=20mm, dy=20mm

Maximum value of SAR (interpolated) = 1.13 mW/g


**Ch661/Zoom Scan (5x5x7)/Cube 0:** Measurement grid: dx=8mm, dy=8mm, dz=5mm

Reference Value = 7.33 V/m; Power Drift = 0.045 dB

Peak SAR (extrapolated) = 1.45 W/kg

**SAR(1 g) = 0.944 mW/g; SAR(10 g) = 0.575 mW/g**

Maximum value of SAR (measured) = 1.03 mW/g



0 dB = 1.03mW/g



### #85 GSM1900\_GPRS10\_Bottom Face\_0cm\_Ch661\_Jelly Sets\_2D

**DUT: 252422**

Communication System: PCS; Frequency: 1880 MHz; Duty Cycle: 1:4

Medium: MSL\_1900\_120525 Medium parameters used:  $f = 1880$  MHz;  $\sigma = 1.49$  mho/m;  $\epsilon_r = 54.6$ ;

$\rho = 1000$  kg/m<sup>3</sup>

Ambient Temperature : 22.5 °C ; Liquid Temperature : 21.5 °C

DASY4 Configuration:

- Probe: ET3DV6R - SN1788; ConvF(4.06, 4.06, 4.06); Calibrated: 2012/1/26
- Sensor-Surface: 4mm (Mechanical Surface Detection)
- Electronics: DAE4 Sn778; Calibrated: 2011/11/22
- Phantom: ELI 4.0\_Front; Type: QDOVA001BB; Serial: 1026
- Measurement SW: DASY4, V4.7 Build 80; Postprocessing SW: SEMCAD, V1.8 Build 186

**Ch661/Area Scan (81x61x1):** Measurement grid: dx=20mm, dy=20mm

Maximum value of SAR (interpolated) = 1.13 mW/g

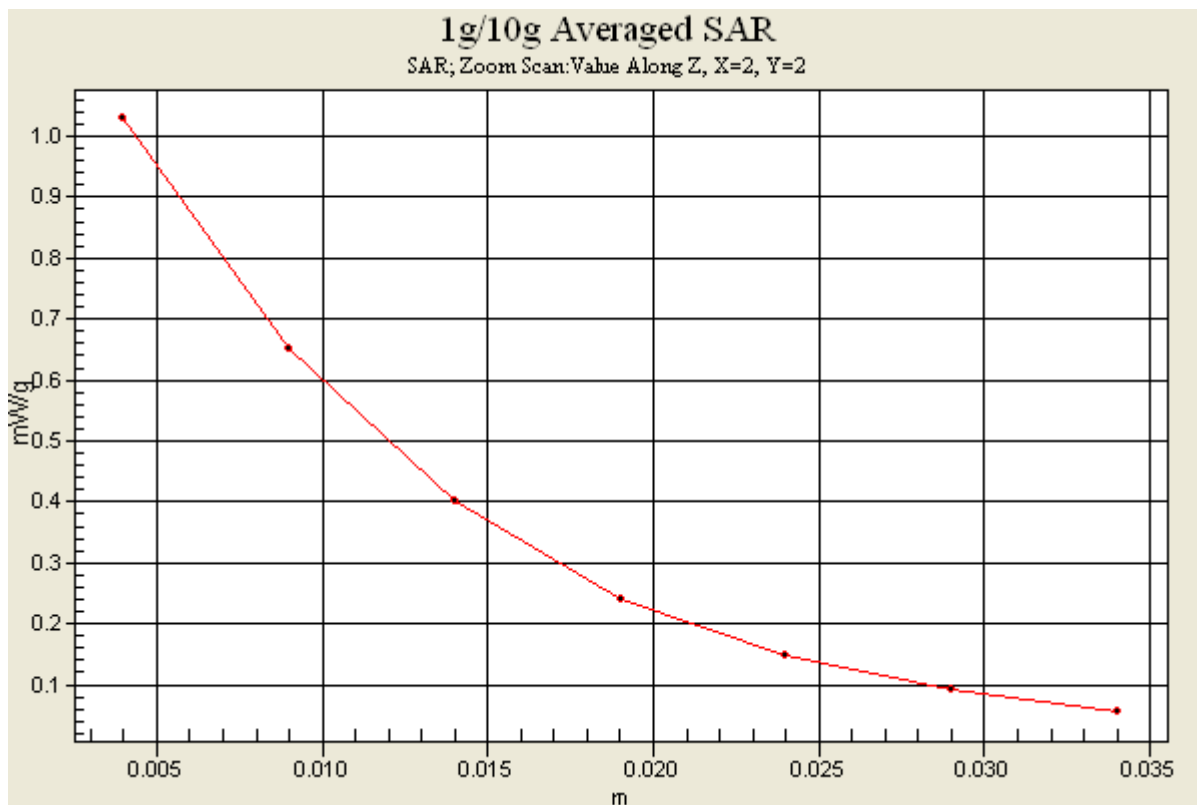
**Ch661/Zoom Scan (5x5x7)/Cube 0:** Measurement grid: dx=8mm, dy=8mm, dz=5mm

Reference Value = 7.33 V/m; Power Drift = 0.045 dB

Peak SAR (extrapolated) = 1.45 W/kg

**SAR(1 g) = 0.944 mW/g; SAR(10 g) = 0.575 mW/g**

Maximum value of SAR (measured) = 1.03 mW/g



### #86 GSM1900\_GPRS10\_Bottom Face\_0cm\_Ch810\_Jelly Sets

**DUT: 252422**

Communication System: PCS; Frequency: 1909.8 MHz; Duty Cycle: 1:4

Medium: MSL\_1900\_120525 Medium parameters used:  $f = 1910$  MHz;  $\sigma = 1.53$  mho/m;  $\epsilon_r = 54.6$ ;  $\rho = 1000$  kg/m<sup>3</sup>

Ambient Temperature : 22.5 °C ; Liquid Temperature : 21.5 °C

DASY4 Configuration:

- Probe: ET3DV6R - SN1788; ConvF(4.06, 4.06, 4.06); Calibrated: 2012/1/26
- Sensor-Surface: 4mm (Mechanical Surface Detection)
- Electronics: DAE4 Sn778; Calibrated: 2011/11/22
- Phantom: ELI 4.0\_Front; Type: QDOVA001BB; Serial: 1026
- Measurement SW: DASY4, V4.7 Build 80; Postprocessing SW: SEMCAD, V1.8 Build 186

**Ch810/Area Scan (81x61x1):** Measurement grid: dx=20mm, dy=20mm

Maximum value of SAR (interpolated) = 1.04 mW/g

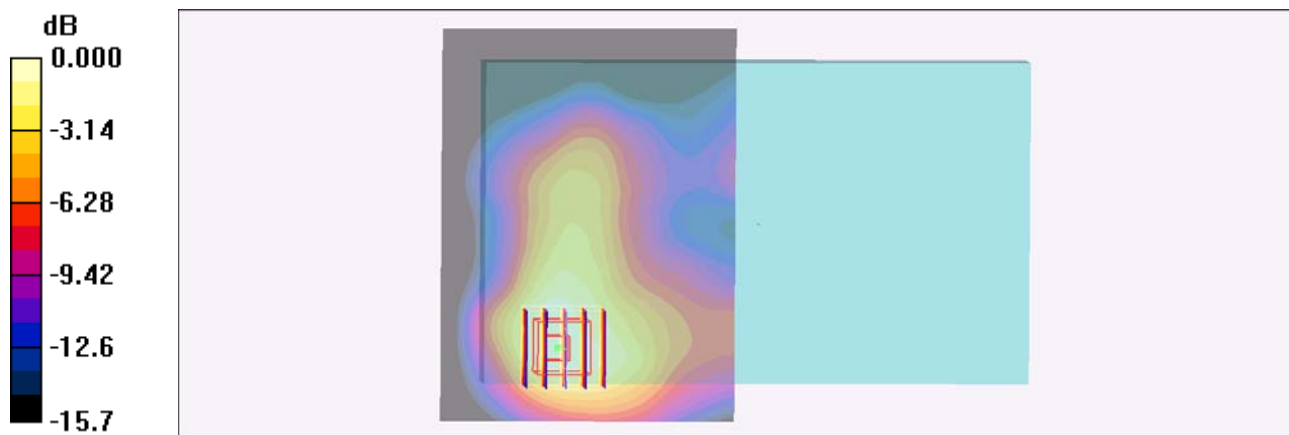
**Ch810/Zoom Scan (5x5x7)/Cube 0:** Measurement grid: dx=8mm, dy=8mm, dz=5mm

Reference Value = 6.62 V/m; Power Drift = -0.009 dB

Peak SAR (extrapolated) = 1.38 W/kg

**SAR(1 g) = 0.881 mW/g; SAR(10 g) = 0.534 mW/g**

Maximum value of SAR (measured) = 0.960 mW/g



0 dB = 0.960mW/g

### #35 GSM1900\_GPRS10\_Bottom Face\_0cm\_Ch512\_Hand Strap

**DUT: 252422**

Communication System: PCS; Frequency: 1850.2 MHz; Duty Cycle: 1:4

Medium: MSL\_1900\_120525 Medium parameters used :  $f = 1850.2$  MHz;  $\sigma = 1.46$  mho/m;  $\epsilon_r = 54.8$ ;

$\rho = 1000$  kg/m<sup>3</sup>

Ambient Temperature : 22.5 °C ; Liquid Temperature : 21.5 °C

DASY4 Configuration:

- Probe: ET3DV6R - SN1788; ConvF(4.06, 4.06, 4.06); Calibrated: 2012/1/26
- Sensor-Surface: 4mm (Mechanical Surface Detection)
- Electronics: DAE4 Sn778; Calibrated: 2011/11/22
- Phantom: ELI 4.0\_Front; Type: QDOVA001BB; Serial: 1026
- Measurement SW: DASY4, V4.7 Build 80; Postprocessing SW: SEMCAD, V1.8 Build 186

**Ch512/Area Scan (81x131x1):** Measurement grid: dx=20mm, dy=20mm

Maximum value of SAR (interpolated) = 0.156 mW/g

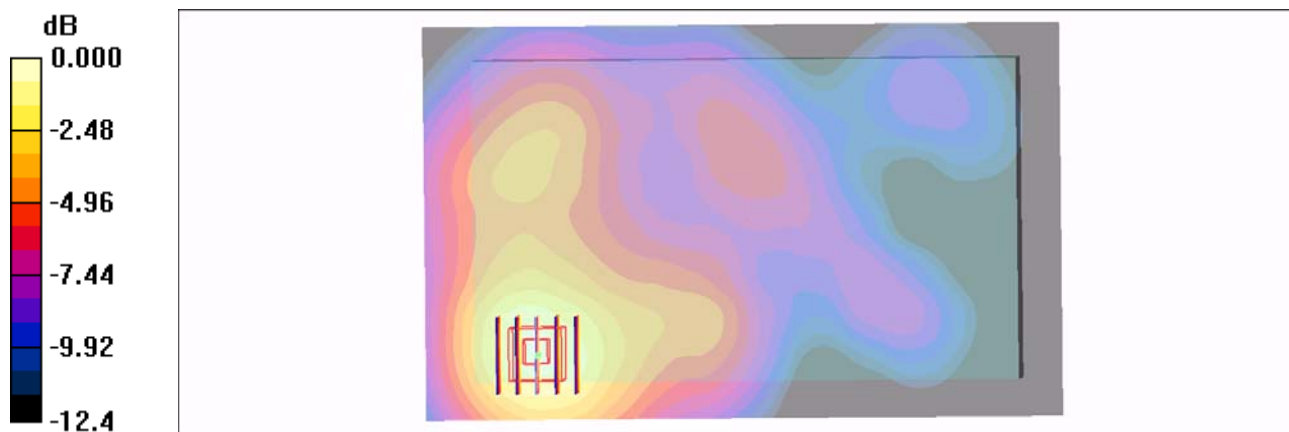
**Ch512/Zoom Scan (5x5x7)/Cube 0:** Measurement grid: dx=8mm, dy=8mm, dz=5mm

Reference Value = 4.83 V/m; Power Drift = 0.044 dB

Peak SAR (extrapolated) = 0.219 W/kg

**SAR(1 g) = 0.162 mW/g; SAR(10 g) = 0.109 mW/g**

Maximum value of SAR (measured) = 0.173 mW/g



0 dB = 0.173mW/g

### #36 GSM1900\_GPRS10\_Primary Portrait\_0cm\_Ch512\_Hand Strap

**DUT: 252422**

Communication System: PCS; Frequency: 1850.2 MHz; Duty Cycle: 1:4

Medium: MSL\_1900\_120525 Medium parameters used :  $f = 1850.2$  MHz;  $\sigma = 1.46$  mho/m;  $\epsilon_r = 54.8$ ;

$\rho = 1000$  kg/m<sup>3</sup>

Ambient Temperature : 22.5 °C ; Liquid Temperature : 21.5 °C

DASY4 Configuration:

- Probe: ET3DV6R - SN1788; ConvF(4.06, 4.06, 4.06); Calibrated: 2012/1/26
- Sensor-Surface: 4mm (Mechanical Surface Detection)
- Electronics: DAE4 Sn778; Calibrated: 2011/11/22
- Phantom: ELI 4.0\_Front; Type: QDOVA001BB; Serial: 1026
- Measurement SW: DASY4, V4.7 Build 80; Postprocessing SW: SEMCAD, V1.8 Build 186

**Ch512/Area Scan (31x81x1):** Measurement grid: dx=20mm, dy=20mm

Maximum value of SAR (interpolated) = 0.816 mW/g

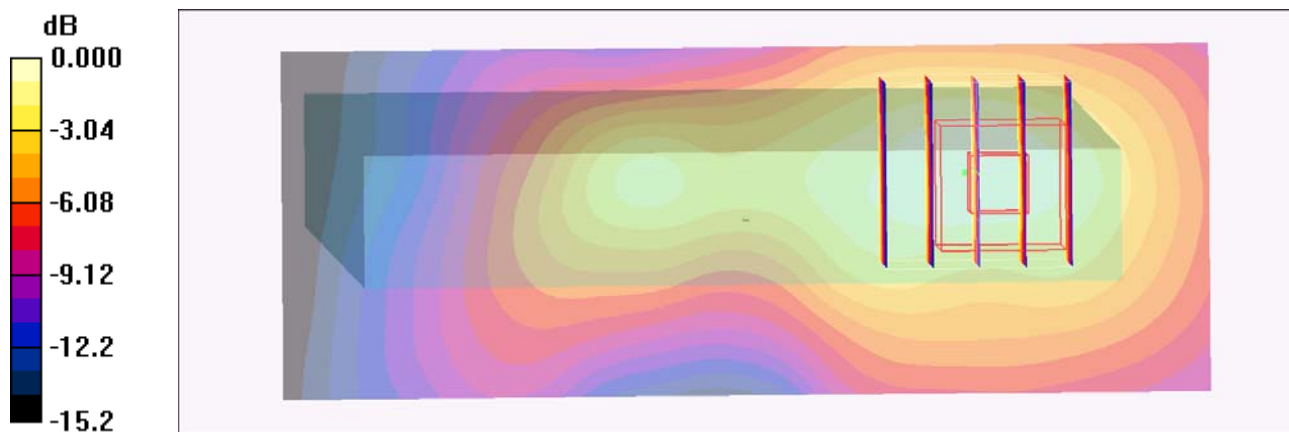
**Ch512/Zoom Scan (5x5x7)/Cube 0:** Measurement grid: dx=8mm, dy=8mm, dz=5mm

Reference Value = 16.7 V/m; Power Drift = -0.025 dB

Peak SAR (extrapolated) = 1.03 W/kg

**SAR(1 g) = 0.681 mW/g; SAR(10 g) = 0.400 mW/g**

Maximum value of SAR (measured) = 0.718 mW/g



0 dB = 0.718mW/g

### #37 GSM1900\_GPRS10\_Primary Landscape\_0cm\_Ch512\_Hand Strap

**DUT: 252422**

Communication System: PCS; Frequency: 1850.2 MHz; Duty Cycle: 1:4

Medium: MSL\_1900\_120525 Medium parameters used :  $f = 1850.2$  MHz;  $\sigma = 1.46$  mho/m;  $\epsilon_r = 54.8$ ;

$\rho = 1000$  kg/m<sup>3</sup>

Ambient Temperature : 22.5 °C ; Liquid Temperature : 21.5 °C

DASY4 Configuration:

- Probe: ET3DV6R - SN1788; ConvF(4.06, 4.06, 4.06); Calibrated: 2012/1/26
- Sensor-Surface: 4mm (Mechanical Surface Detection)
- Electronics: DAE4 Sn778; Calibrated: 2011/11/22
- Phantom: ELI 4.0\_Front; Type: QDOVA001BB; Serial: 1026
- Measurement SW: DASY4, V4.7 Build 80; Postprocessing SW: SEMCAD, V1.8 Build 186

**Ch512/Area Scan (31x131x1):** Measurement grid: dx=20mm, dy=20mm

Maximum value of SAR (interpolated) = 0.044 mW/g

**Ch512/Zoom Scan (5x5x7)/Cube 0:** Measurement grid: dx=8mm, dy=8mm, dz=5mm

Reference Value = 5.02 V/m; Power Drift = 0.017 dB

Peak SAR (extrapolated) = 0.064 W/kg

**SAR(1 g) = 0.045 mW/g; SAR(10 g) = 0.030 mW/g**

Maximum value of SAR (measured) = 0.048 mW/g

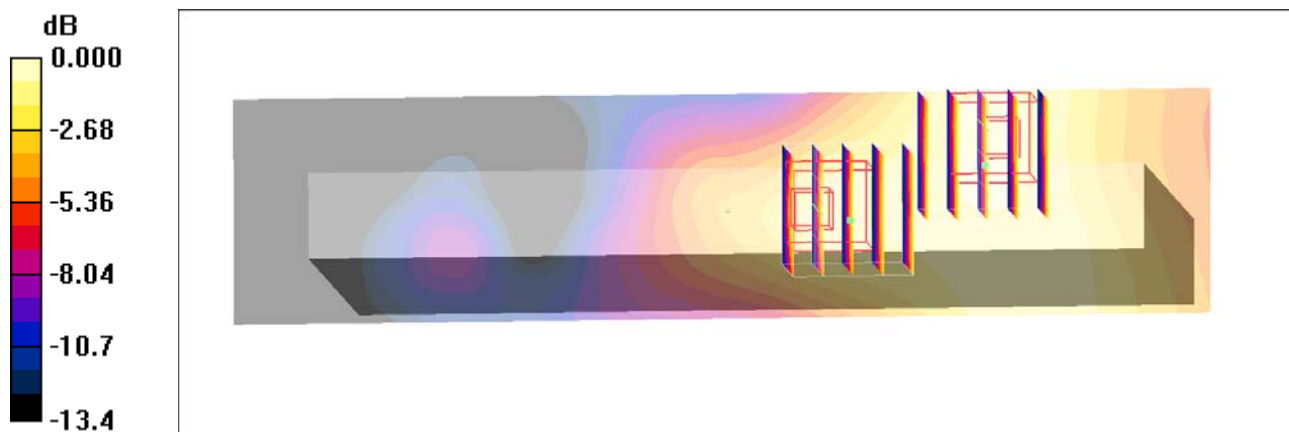
**Ch512/Zoom Scan (5x5x7)/Cube 1:** Measurement grid: dx=8mm, dy=8mm, dz=5mm

Reference Value = 5.02 V/m; Power Drift = 0.017 dB

Peak SAR (extrapolated) = 0.067 W/kg

**SAR(1 g) = 0.045 mW/g; SAR(10 g) = 0.027 mW/g**

Maximum value of SAR (measured) = 0.049 mW/g



0 dB = 0.049mW/g

### #38 GSM1900\_GPRS10\_Front Face\_0cm\_Ch512\_Hand Strap\_Holster

**DUT: 252422**

Communication System: PCS; Frequency: 1850.2 MHz; Duty Cycle: 1:4

Medium: MSL\_1900\_120525 Medium parameters used :  $f = 1850.2$  MHz;  $\sigma = 1.46$  mho/m;  $\epsilon_r = 54.8$ ;

$\rho = 1000$  kg/m<sup>3</sup>

Ambient Temperature : 22.5 °C ; Liquid Temperature : 21.5 °C

DASY4 Configuration:

- Probe: ET3DV6R - SN1788; ConvF(4.06, 4.06, 4.06); Calibrated: 2012/1/26
- Sensor-Surface: 4mm (Mechanical Surface Detection)
- Electronics: DAE4 Sn778; Calibrated: 2011/11/22
- Phantom: ELI 4.0\_Front; Type: QDOVA001BB; Serial: 1026
- Measurement SW: DASY4, V4.7 Build 80; Postprocessing SW: SEMCAD, V1.8 Build 186

**Ch512/Area Scan (81x131x1):** Measurement grid: dx=20mm, dy=20mm

Maximum value of SAR (interpolated) = 0.562 mW/g

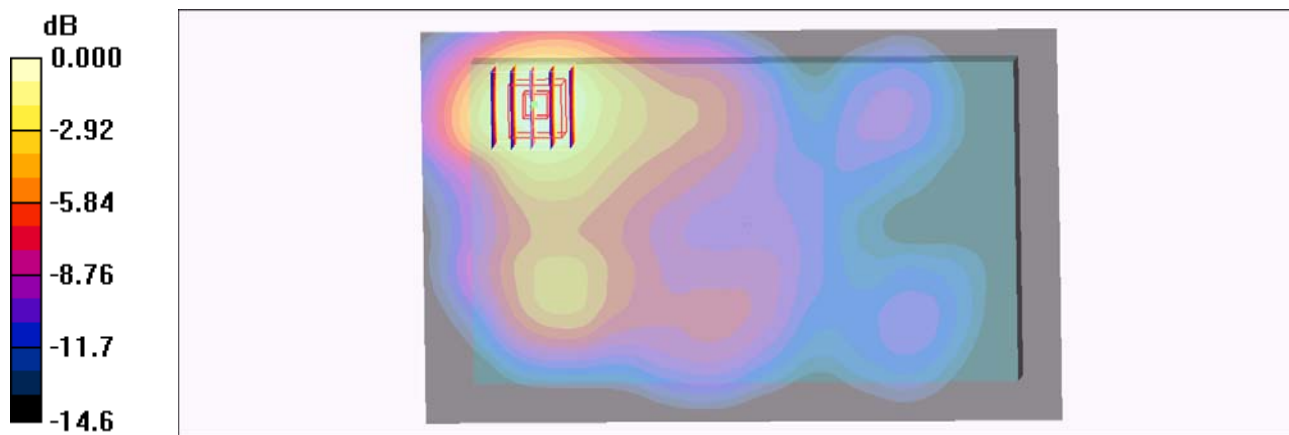
**Ch512/Zoom Scan (5x5x7)/Cube 0:** Measurement grid: dx=8mm, dy=8mm, dz=5mm

Reference Value = 7.52 V/m; Power Drift = -0.140 dB

Peak SAR (extrapolated) = 0.789 W/kg

**SAR(1 g) = 0.532 mW/g; SAR(10 g) = 0.331 mW/g**

Maximum value of SAR (measured) = 0.585 mW/g



0 dB = 0.585mW/g

## #81 GSM1900\_GPRS10\_Primary Portrait\_0cm\_Ch512\_Hand Strap\_Jelly Sets

**DUT: 252422**

Communication System: PCS; Frequency: 1850.2 MHz; Duty Cycle: 1:4

Medium: MSL\_1900\_120525 Medium parameters used :  $f = 1850.2$  MHz;  $\sigma = 1.46$  mho/m;  $\epsilon_r = 54.8$ ;

$\rho = 1000$  kg/m<sup>3</sup>

Ambient Temperature : 22.5 °C ; Liquid Temperature : 21.5 °C

DASY4 Configuration:

- Probe: ET3DV6R - SN1788; ConvF(4.06, 4.06, 4.06); Calibrated: 2012/1/26
- Sensor-Surface: 4mm (Mechanical Surface Detection)
- Electronics: DAE4 Sn778; Calibrated: 2011/11/22
- Phantom: ELI 4.0\_Front; Type: QDOVA001BB; Serial: 1026
- Measurement SW: DASY4, V4.7 Build 80; Postprocessing SW: SEMCAD, V1.8 Build 186

**Ch512/Area Scan (31x81x1):** Measurement grid: dx=20mm, dy=20mm

Maximum value of SAR (interpolated) = 0.600 mW/g


**Ch512/Zoom Scan (5x5x7)/Cube 0:** Measurement grid: dx=8mm, dy=8mm, dz=5mm

Reference Value = 16.2 V/m; Power Drift = 0.120 dB

Peak SAR (extrapolated) = 1.12 W/kg

**SAR(1 g) = 0.715 mW/g; SAR(10 g) = 0.407 mW/g**

Maximum value of SAR (measured) = 0.738 mW/g



0 dB = 0.738mW/g

## #81 GSM1900\_GPRS10\_Primary Portrait\_0cm\_Ch512\_Hand Strap\_Jelly Sets\_2D

**DUT: 252422**

Communication System: PCS; Frequency: 1850.2 MHz; Duty Cycle: 1:4

Medium: MSL\_1900\_120525 Medium parameters used :  $f = 1850.2$  MHz;  $\sigma = 1.46$  mho/m;  $\epsilon_r =$

54.8;  $\rho = 1000$  kg/m<sup>3</sup>

Ambient Temperature : 22.5 °C ; Liquid Temperature : 21.5 °C

DASY4 Configuration:

- Probe: ET3DV6R - SN1788; ConvF(4.06, 4.06, 4.06); Calibrated: 2012/1/26
- Sensor-Surface: 4mm (Mechanical Surface Detection)
- Electronics: DAE4 Sn778; Calibrated: 2011/11/22
- Phantom: ELI 4.0\_Front; Type: QDOVA001BB; Serial: 1026
- Measurement SW: DASY4, V4.7 Build 80; Postprocessing SW: SEMCAD, V1.8 Build 186

**Ch512/Area Scan (31x81x1):** Measurement grid: dx=20mm, dy=20mm

Maximum value of SAR (interpolated) = 0.600 mW/g

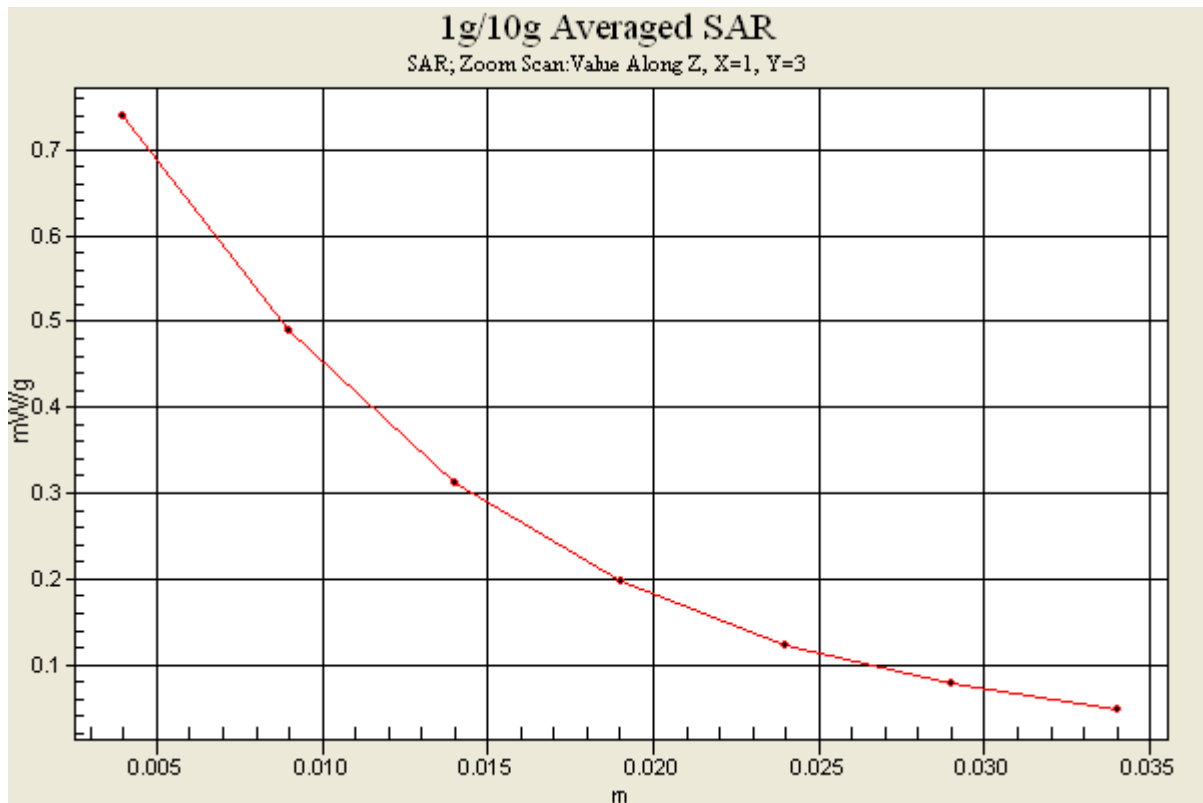
**Ch512/Zoom Scan (5x5x7)/Cube 0:** Measurement grid: dx=8mm, dy=8mm, dz=5mm

Reference Value = 16.2 V/m; Power Drift = 0.120 dB

Peak SAR (extrapolated) = 1.12 W/kg

**SAR(1 g) = 0.715 mW/g; SAR(10 g) = 0.407 mW/g**

Maximum value of SAR (measured) = 0.738 mW/g





### #01 WCDMA V\_RMC12.2K\_Bottom Face\_0cm\_Ch4132

**DUT: 252422**

Communication System: WCDMA; Frequency: 826.4 MHz; Duty Cycle: 1:1

Medium: MSL\_850\_120525 Medium parameters used :  $f = 826.4$  MHz;  $\sigma = 0.955$  mho/m;  $\epsilon_r = 54.6$ ;

$\rho = 1000$  kg/m<sup>3</sup>

Ambient Temperature : 22.5 °C ; Liquid Temperature : 21.5 °C

DASY4 Configuration:

- Probe: ET3DV6R - SN1788; ConvF(5.75, 5.75, 5.75); Calibrated: 2012/1/26
- Sensor-Surface: 4mm (Mechanical Surface Detection)
- Electronics: DAE4 Sn778; Calibrated: 2011/11/22
- Phantom: ELI 4.0\_Front; Type: QDOVA001BB; Serial: 1026
- Measurement SW: DASY4, V4.7 Build 80; Postprocessing SW: SEMCAD, V1.8 Build 186

**Ch4132/Area Scan (81x131x1):** Measurement grid: dx=20mm, dy=20mm

Maximum value of SAR (interpolated) = 0.827 mW/g

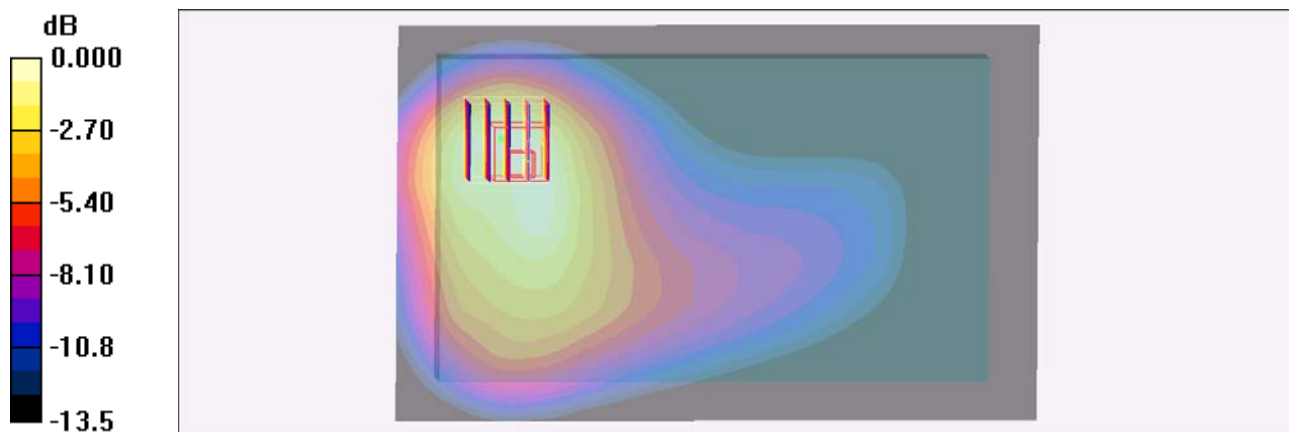
**Ch4132/Zoom Scan (5x5x7)/Cube 0:** Measurement grid: dx=8mm, dy=8mm, dz=5mm

Reference Value = 11.5 V/m; Power Drift = -0.038 dB

Peak SAR (extrapolated) = 1.28 W/kg

**SAR(1 g) = 0.833 mW/g; SAR(10 g) = 0.517 mW/g**

Maximum value of SAR (measured) = 0.894 mW/g



0 dB = 0.894mW/g

## #02 WCDMA V\_RMC12.2K\_Primary Portrait\_0cm\_Ch4132

**DUT: 252422**

Communication System: WCDMA; Frequency: 826.4 MHz; Duty Cycle: 1:1

Medium: MSL\_850\_120525 Medium parameters used :  $f = 826.4$  MHz;  $\sigma = 0.955$  mho/m;  $\epsilon_r = 54.6$ ;

$\rho = 1000$  kg/m<sup>3</sup>

Ambient Temperature : 22.5 °C ; Liquid Temperature : 21.5 °C

DASY4 Configuration:

- Probe: ET3DV6R - SN1788; ConvF(5.75, 5.75, 5.75); Calibrated: 2012/1/26
- Sensor-Surface: 4mm (Mechanical Surface Detection)
- Electronics: DAE4 Sn778; Calibrated: 2011/11/22
- Phantom: ELI 4.0\_Front; Type: QDOVA001BB; Serial: 1026
- Measurement SW: DASY4, V4.7 Build 80; Postprocessing SW: SEMCAD, V1.8 Build 186

**Ch4132/Area Scan (31x81x1):** Measurement grid: dx=20mm, dy=20mm

Maximum value of SAR (interpolated) = 0.584 mW/g

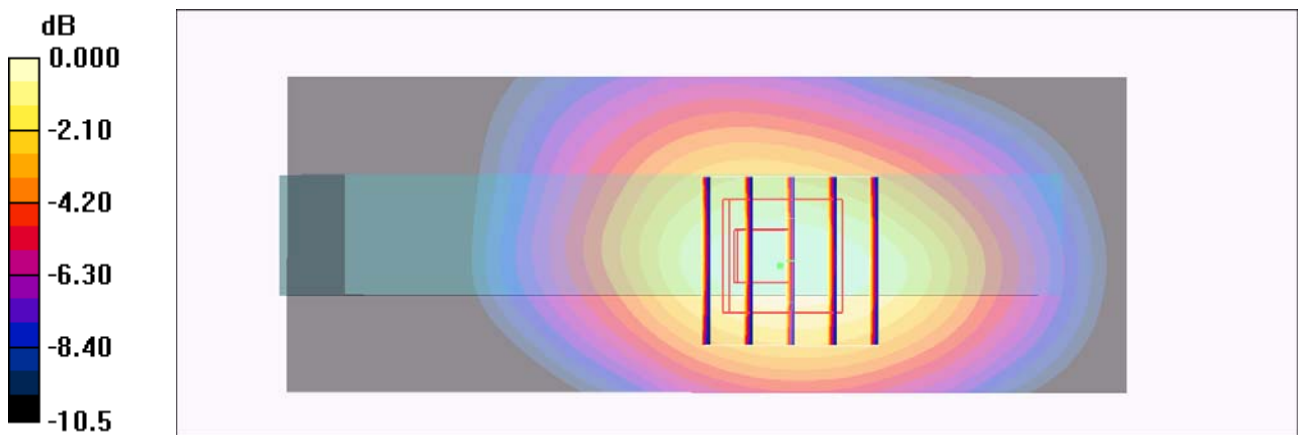
**Ch4132/Zoom Scan (5x5x7)/Cube 0:** Measurement grid: dx=8mm, dy=8mm, dz=5mm

Reference Value = 25.3 V/m; Power Drift = -0.066 dB

Peak SAR (extrapolated) = 0.759 W/kg

**SAR(1 g) = 0.542 mW/g; SAR(10 g) = 0.367 mW/g**

Maximum value of SAR (measured) = 0.581 mW/g



0 dB = 0.581mW/g

### #03 WCDMA V\_RMC12.2K\_Primary Landscape\_0cm\_Ch4132

**DUT: 252422**

Communication System: WCDMA; Frequency: 826.4 MHz; Duty Cycle: 1:1

Medium: MSL\_850\_120525 Medium parameters used :  $f = 826.4$  MHz;  $\sigma = 0.955$  mho/m;  $\epsilon_r = 54.6$ ;

$\rho = 1000$  kg/m<sup>3</sup>

Ambient Temperature : 22.5 °C ; Liquid Temperature : 21.5 °C

DASY4 Configuration:

- Probe: ET3DV6R - SN1788; ConvF(5.75, 5.75, 5.75); Calibrated: 2012/1/26
- Sensor-Surface: 4mm (Mechanical Surface Detection)
- Electronics: DAE4 Sn778; Calibrated: 2011/11/22
- Phantom: ELI 4.0\_Front; Type: QDOVA001BB; Serial: 1026
- Measurement SW: DASY4, V4.7 Build 80; Postprocessing SW: SEMCAD, V1.8 Build 186

**Ch4132/Area Scan (31x131x1):** Measurement grid: dx=20mm, dy=20mm

Maximum value of SAR (interpolated) = 0.321 mW/g

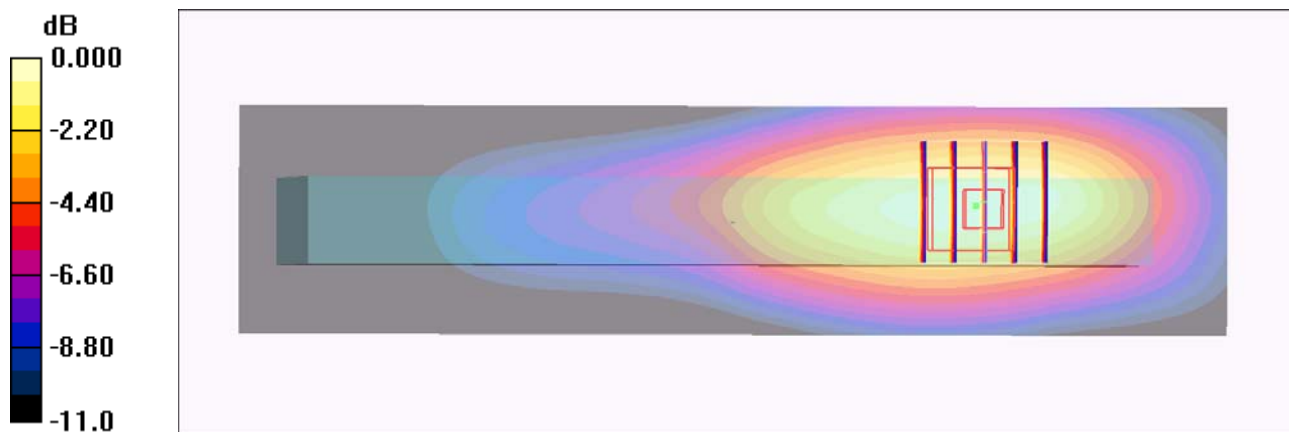
**Ch4132/Zoom Scan (5x5x7)/Cube 0:** Measurement grid: dx=8mm, dy=8mm, dz=5mm

Reference Value = 14.2 V/m; Power Drift = -0.042 dB

Peak SAR (extrapolated) = 0.457 W/kg

**SAR(1 g) = 0.310 mW/g; SAR(10 g) = 0.202 mW/g**

Maximum value of SAR (measured) = 0.334 mW/g



0 dB = 0.334mW/g

### #04 WCDMA V\_RMC12.2K\_Front Face\_0cm\_Ch4132\_Holster

**DUT: 252422**

Communication System: WCDMA; Frequency: 826.4 MHz; Duty Cycle: 1:1

Medium: MSL\_850\_120525 Medium parameters used :  $f = 826.4$  MHz;  $\sigma = 0.955$  mho/m;  $\epsilon_r = 54.6$ ;

$\rho = 1000$  kg/m<sup>3</sup>

Ambient Temperature : 22.5 °C ; Liquid Temperature : 21.5 °C

DASY4 Configuration:

- Probe: ET3DV6R - SN1788; ConvF(5.75, 5.75, 5.75); Calibrated: 2012/1/26
- Sensor-Surface: 4mm (Mechanical Surface Detection)
- Electronics: DAE4 Sn778; Calibrated: 2011/11/22
- Phantom: ELI 4.0\_Front; Type: QDOVA001BB; Serial: 1026
- Measurement SW: DASY4, V4.7 Build 80; Postprocessing SW: SEMCAD, V1.8 Build 186

**Ch4132/Area Scan (81x131x1):** Measurement grid: dx=20mm, dy=20mm

Maximum value of SAR (interpolated) = 0.363 mW/g

**Ch4132/Zoom Scan (5x5x7)/Cube 0:** Measurement grid: dx=8mm, dy=8mm, dz=5mm

Reference Value = 9.37 V/m; Power Drift = -0.053 dB

Peak SAR (extrapolated) = 0.441 W/kg

**SAR(1 g) = 0.338 mW/g; SAR(10 g) = 0.245 mW/g**

Maximum value of SAR (measured) = 0.355 mW/g

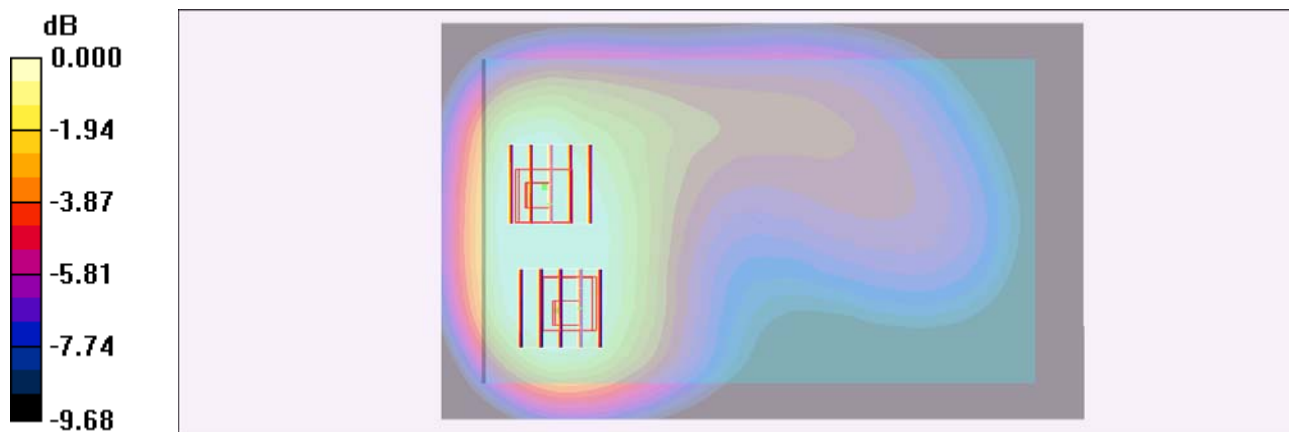
**Ch4132/Zoom Scan (5x5x7)/Cube 1:** Measurement grid: dx=8mm, dy=8mm, dz=5mm

Reference Value = 9.37 V/m; Power Drift = -0.053 dB

Peak SAR (extrapolated) = 0.396 W/kg

**SAR(1 g) = 0.296 mW/g; SAR(10 g) = 0.212 mW/g**

Maximum value of SAR (measured) = 0.312 mW/g



0 dB = 0.312mW/g

## #72 WCDMA V\_RMC12.2K\_Bottom Face\_0cm\_Ch4132\_Jelly Sets

**DUT: 252422**

Communication System: WCDMA; Frequency: 826.4 MHz; Duty Cycle: 1:1

Medium: MSL\_850\_120525 Medium parameters used :  $f = 826.4$  MHz;  $\sigma = 0.955$  mho/m;  $\epsilon_r = 54.6$ ;

$\rho = 1000$  kg/m<sup>3</sup>

Ambient Temperature : 22.5 °C ; Liquid Temperature : 21.5 °C

DASY4 Configuration:

- Probe: ET3DV6R - SN1788; ConvF(5.75, 5.75, 5.75); Calibrated: 2012/1/26
- Sensor-Surface: 4mm (Mechanical Surface Detection)
- Electronics: DAE4 Sn778; Calibrated: 2011/11/22
- Phantom: ELI 4.0\_Front; Type: QDOVA001BB; Serial: 1026
- Measurement SW: DASY4, V4.7 Build 80; Postprocessing SW: SEMCAD, V1.8 Build 186

**Ch4132/Area Scan (81x61x1):** Measurement grid: dx=20mm, dy=20mm

Maximum value of SAR (interpolated) = 0.842 mW/g

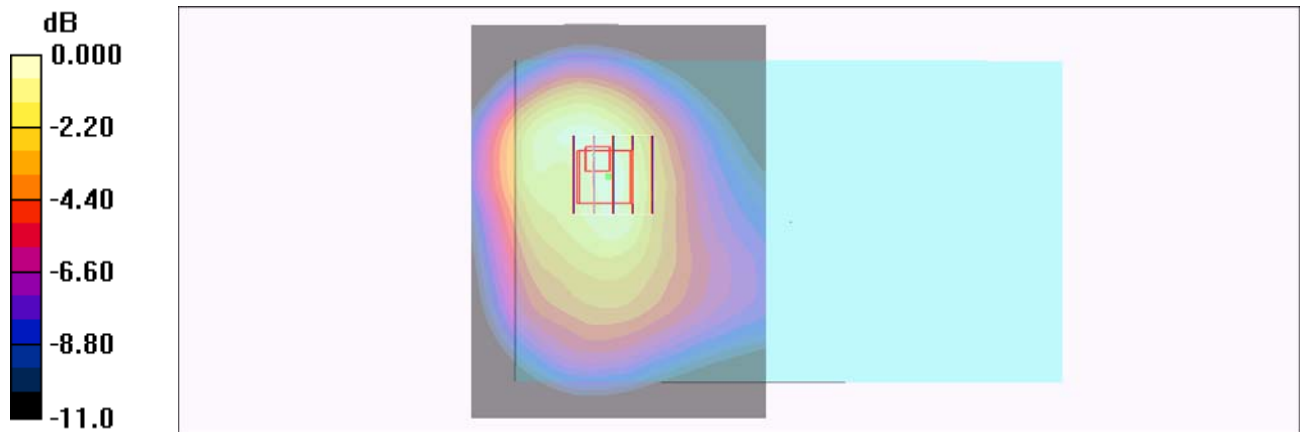
**Ch4132/Zoom Scan (5x5x7)/Cube 0:** Measurement grid: dx=8mm, dy=8mm, dz=5mm

Reference Value = 11.4 V/m; Power Drift = -0.089 dB

Peak SAR (extrapolated) = 1.28 W/kg

**SAR(1 g) = 0.839 mW/g; SAR(10 g) = 0.555 mW/g**

Maximum value of SAR (measured) = 0.905 mW/g



0 dB = 0.905mW/g

## #05 WCDMA V\_RMC12.2K\_Bottom Face\_0cm\_Ch4182

**DUT: 252422**

Communication System: WCDMA; Frequency: 836.4 MHz; Duty Cycle: 1:1

Medium: MSL\_850\_120525 Medium parameters used :  $f = 836.4$  MHz;  $\sigma = 0.964$  mho/m;  $\epsilon_r = 54.5$ ;

$\rho = 1000$  kg/m<sup>3</sup>

Ambient Temperature : 22.5 °C ; Liquid Temperature : 21.5 °C

DASY4 Configuration:

- Probe: ET3DV6R - SN1788; ConvF(5.75, 5.75, 5.75); Calibrated: 2012/1/26
- Sensor-Surface: 4mm (Mechanical Surface Detection)
- Electronics: DAE4 Sn778; Calibrated: 2011/11/22
- Phantom: ELI 4.0\_Front; Type: QDOVA001BB; Serial: 1026
- Measurement SW: DASY4, V4.7 Build 80; Postprocessing SW: SEMCAD, V1.8 Build 186

**Ch4182/Area Scan (81x61x1):** Measurement grid: dx=20mm, dy=20mm

Maximum value of SAR (interpolated) = 0.959 mW/g


**Ch4182/Zoom Scan (5x5x7)/Cube 0:** Measurement grid: dx=8mm, dy=8mm, dz=5mm

Reference Value = 12.3 V/m; Power Drift = 0.043 dB

Peak SAR (extrapolated) = 1.48 W/kg

**SAR(1 g) = 0.956 mW/g; SAR(10 g) = 0.593 mW/g**

Maximum value of SAR (measured) = 1.03 mW/g



### #05 WCDMA V\_RMC12.2K\_Bottom Face\_0cm\_Ch4182\_2D

**DUT: 252422**

Communication System: WCDMA; Frequency: 836.4 MHz; Duty Cycle: 1:1

Medium: MSL\_850\_120525 Medium parameters used :  $f = 836.4$  MHz;  $\sigma = 0.964$  mho/m;  $\epsilon_r = 54.5$ ;

$\rho = 1000$  kg/m<sup>3</sup>

Ambient Temperature : 22.5 °C ; Liquid Temperature : 21.5 °C

DASY4 Configuration:

- Probe: ET3DV6R - SN1788; ConvF(5.75, 5.75, 5.75); Calibrated: 2012/1/26
- Sensor-Surface: 4mm (Mechanical Surface Detection)
- Electronics: DAE4 Sn778; Calibrated: 2011/11/22
- Phantom: ELI 4.0\_Front; Type: QDOVA001BB; Serial: 1026
- Measurement SW: DASY4, V4.7 Build 80; Postprocessing SW: SEMCAD, V1.8 Build 186

**Ch4182/Area Scan (81x61x1):** Measurement grid: dx=20mm, dy=20mm

Maximum value of SAR (interpolated) = 0.959 mW/g

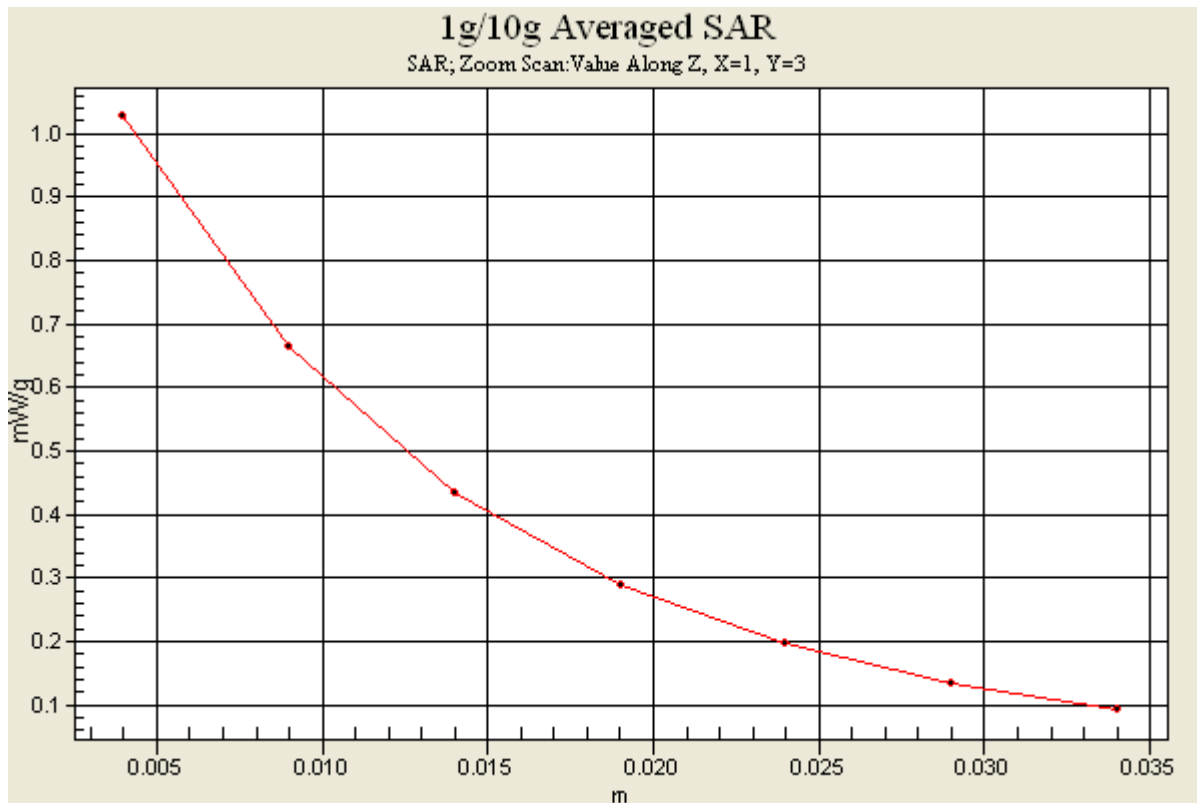
**Ch4182/Zoom Scan (5x5x7)/Cube 0:** Measurement grid: dx=8mm, dy=8mm, dz=5mm

Reference Value = 12.3 V/m; Power Drift = 0.043 dB

Peak SAR (extrapolated) = 1.48 W/kg

**SAR(1 g) = 0.956 mW/g; SAR(10 g) = 0.593 mW/g**

Maximum value of SAR (measured) = 1.03 mW/g



### #06 WCDMA V\_RMC12.2K\_Bottom Face\_0cm\_Ch4233

**DUT: 252422**

Communication System: WCDMA; Frequency: 846.6 MHz; Duty Cycle: 1:1

Medium: MSL\_850\_120525 Medium parameters used:  $f = 847$  MHz;  $\sigma = 0.974$  mho/m;  $\epsilon_r = 54.4$ ;  $\rho = 1000$  kg/m<sup>3</sup>

Ambient Temperature : 22.5 °C ; Liquid Temperature : 21.5 °C

DASY4 Configuration:

- Probe: ET3DV6R - SN1788; ConvF(5.75, 5.75, 5.75); Calibrated: 2012/1/26
- Sensor-Surface: 4mm (Mechanical Surface Detection)
- Electronics: DAE4 Sn778; Calibrated: 2011/11/22
- Phantom: ELI 4.0\_Front; Type: QDOVA001BB; Serial: 1026
- Measurement SW: DASY4, V4.7 Build 80; Postprocessing SW: SEMCAD, V1.8 Build 186

**Ch4233/Area Scan (81x61x1):** Measurement grid: dx=20mm, dy=20mm

Maximum value of SAR (interpolated) = 0.944 mW/g

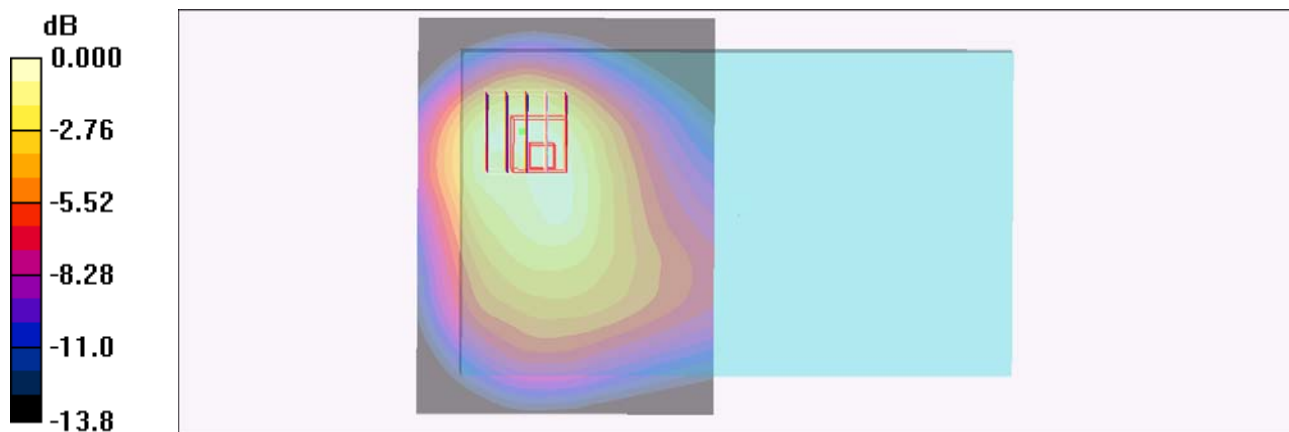
**Ch4233/Zoom Scan (5x5x7)/Cube 0:** Measurement grid: dx=8mm, dy=8mm, dz=5mm

Reference Value = 12.3 V/m; Power Drift = 0.020 dB

Peak SAR (extrapolated) = 1.45 W/kg

**SAR(1 g) = 0.932 mW/g; SAR(10 g) = 0.578 mW/g**

Maximum value of SAR (measured) = 1.00 mW/g



0 dB = 1.00mW/g



### #73 WCDMA V\_RMC12.2K\_Bottom Face\_0cm\_Ch4182\_Jelly Sets

**DUT: 252422**

Communication System: WCDMA; Frequency: 836.4 MHz; Duty Cycle: 1:1

Medium: MSL\_850\_120525 Medium parameters used :  $f = 836.4$  MHz;  $\sigma = 0.964$  mho/m;  $\epsilon_r = 54.5$ ;

$\rho = 1000$  kg/m<sup>3</sup>

Ambient Temperature : 22.5 °C ; Liquid Temperature : 21.5 °C

DASY4 Configuration:

- Probe: ET3DV6R - SN1788; ConvF(5.75, 5.75, 5.75); Calibrated: 2012/1/26
- Sensor-Surface: 4mm (Mechanical Surface Detection)
- Electronics: DAE4 Sn778; Calibrated: 2011/11/22
- Phantom: ELI 4.0\_Front; Type: QDOVA001BB; Serial: 1026
- Measurement SW: DASY4, V4.7 Build 80; Postprocessing SW: SEMCAD, V1.8 Build 186

**Ch4182/Area Scan (81x61x1):** Measurement grid: dx=20mm, dy=20mm

Maximum value of SAR (interpolated) = 0.974 mW/g


**Ch4182/Zoom Scan (5x5x7)/Cube 0:** Measurement grid: dx=8mm, dy=8mm, dz=5mm

Reference Value = 12.1 V/m; Power Drift = -0.038 dB

Peak SAR (extrapolated) = 1.48 W/kg

**SAR(1 g) = 0.954 mW/g; SAR(10 g) = 0.608 mW/g**

Maximum value of SAR (measured) = 1.02 mW/g



0 dB = 1.02mW/g

### #74 WCDMA V\_RMC12.2K\_Bottom Face\_0cm\_Ch4233\_Jelly Sets

**DUT: 252422**

Communication System: WCDMA; Frequency: 846.6 MHz; Duty Cycle: 1:1

Medium: MSL\_850\_120525 Medium parameters used:  $f = 847 \text{ MHz}$ ;  $\sigma = 0.974 \text{ mho/m}$ ;  $\epsilon_r = 54.4$ ;  $\rho = 1000 \text{ kg/m}^3$

Ambient Temperature : 22.5 °C ; Liquid Temperature : 21.5 °C

DASY4 Configuration:

- Probe: ET3DV6R - SN1788; ConvF(5.75, 5.75, 5.75); Calibrated: 2012/1/26
- Sensor-Surface: 4mm (Mechanical Surface Detection)
- Electronics: DAE4 Sn778; Calibrated: 2011/11/22
- Phantom: ELI 4.0\_Front; Type: QDOVA001BB; Serial: 1026
- Measurement SW: DASY4, V4.7 Build 80; Postprocessing SW: SEMCAD, V1.8 Build 186

**Ch4233/Area Scan (81x61x1):** Measurement grid: dx=20mm, dy=20mm

Maximum value of SAR (interpolated) = 0.975 mW/g

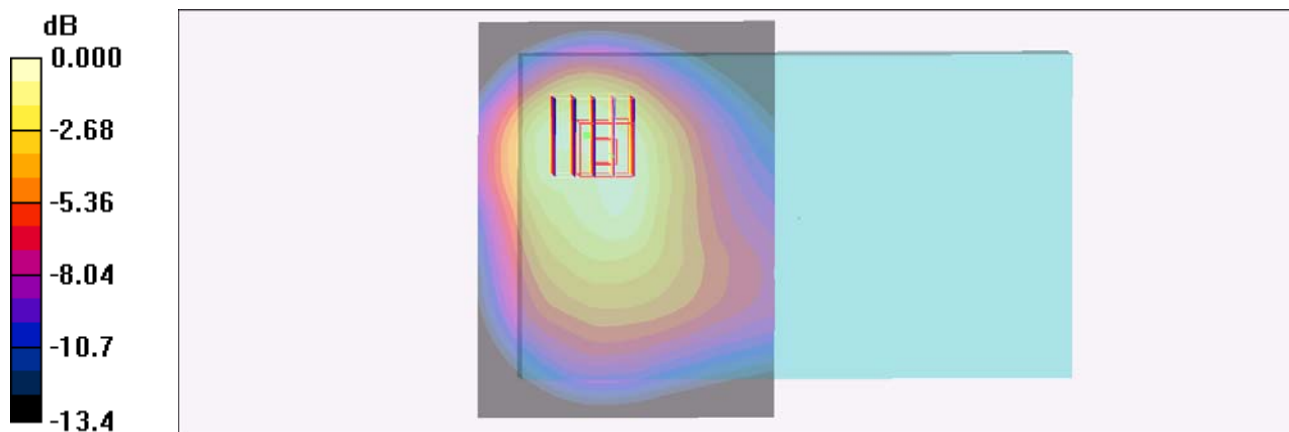
**Ch4233/Zoom Scan (5x5x7)/Cube 0:** Measurement grid: dx=8mm, dy=8mm, dz=5mm

Reference Value = 12.1 V/m; Power Drift = -0.021 dB

Peak SAR (extrapolated) = 1.47 W/kg

**SAR(1 g) = 0.944 mW/g; SAR(10 g) = 0.600 mW/g**

Maximum value of SAR (measured) = 1.01 mW/g



0 dB = 1.01mW/g

### #17 WCDMA V\_RMC12.2K\_Bottom Face\_0cm\_Ch4132\_Hand Strap

**DUT: 252422**

Communication System: WCDMA; Frequency: 826.4 MHz; Duty Cycle: 1:1

Medium: MSL\_850\_120525 Medium parameters used :  $f = 826.4$  MHz;  $\sigma = 0.955$  mho/m;  $\epsilon_r = 54.6$ ;

$\rho = 1000$  kg/m<sup>3</sup>

Ambient Temperature : 22.5 °C ; Liquid Temperature : 21.5 °C

DASY4 Configuration:

- Probe: ET3DV6R - SN1788; ConvF(5.75, 5.75, 5.75); Calibrated: 2012/1/26
- Sensor-Surface: 4mm (Mechanical Surface Detection)
- Electronics: DAE4 Sn778; Calibrated: 2011/11/22
- Phantom: ELI 4.0\_Front; Type: QDOVA001BB; Serial: 1026
- Measurement SW: DASY4, V4.7 Build 80; Postprocessing SW: SEMCAD, V1.8 Build 186

**Ch4132/Area Scan (81x131x1):** Measurement grid: dx=20mm, dy=20mm

Maximum value of SAR (interpolated) = 0.153 mW/g

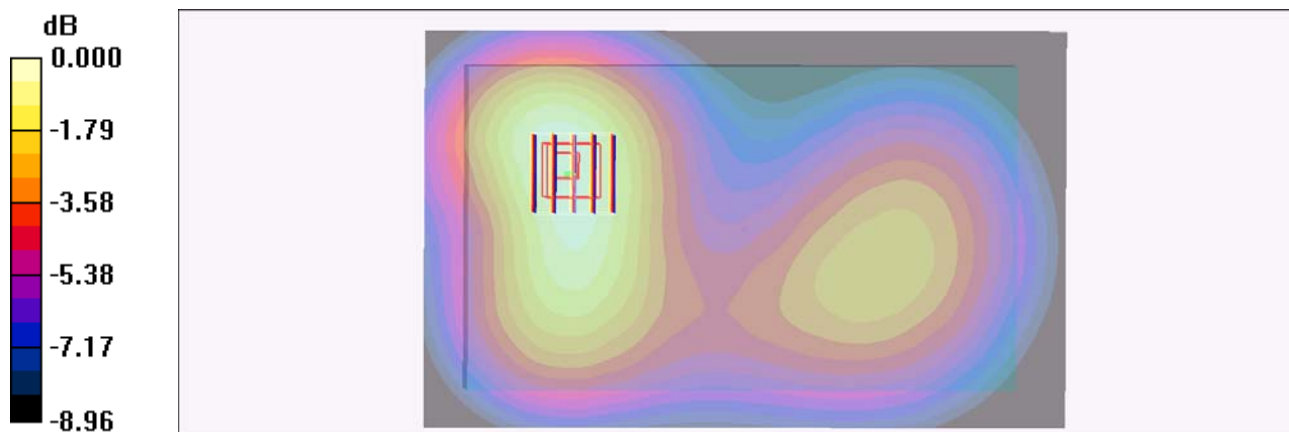
**Ch4132/Zoom Scan (5x5x7)/Cube 0:** Measurement grid: dx=8mm, dy=8mm, dz=5mm

Reference Value = 7.22 V/m; Power Drift = -0.010 dB

Peak SAR (extrapolated) = 0.187 W/kg

**SAR(1 g) = 0.145 mW/g; SAR(10 g) = 0.105 mW/g**

Maximum value of SAR (measured) = 0.153 mW/g



0 dB = 0.153mW/g

## #18 WCDMA V\_RMC12.2K\_Primary Portrait\_0cm\_Ch4132\_Hand Strap

**DUT: 252422**

Communication System: WCDMA; Frequency: 826.4 MHz; Duty Cycle: 1:1

Medium: MSL\_850\_120525 Medium parameters used :  $f = 826.4$  MHz;  $\sigma = 0.955$  mho/m;  $\epsilon_r = 54.6$ ;

$\rho = 1000$  kg/m<sup>3</sup>

Ambient Temperature : 22.5 °C ; Liquid Temperature : 21.5 °C

DASY4 Configuration:

- Probe: ET3DV6R - SN1788; ConvF(5.75, 5.75, 5.75); Calibrated: 2012/1/26
- Sensor-Surface: 4mm (Mechanical Surface Detection)
- Electronics: DAE4 Sn778; Calibrated: 2011/11/22
- Phantom: ELI 4.0\_Front; Type: QDOVA001BB; Serial: 1026
- Measurement SW: DASY4, V4.7 Build 80; Postprocessing SW: SEMCAD, V1.8 Build 186

**Ch4132/Area Scan (31x81x1):** Measurement grid: dx=20mm, dy=20mm

Maximum value of SAR (interpolated) = 0.576 mW/g

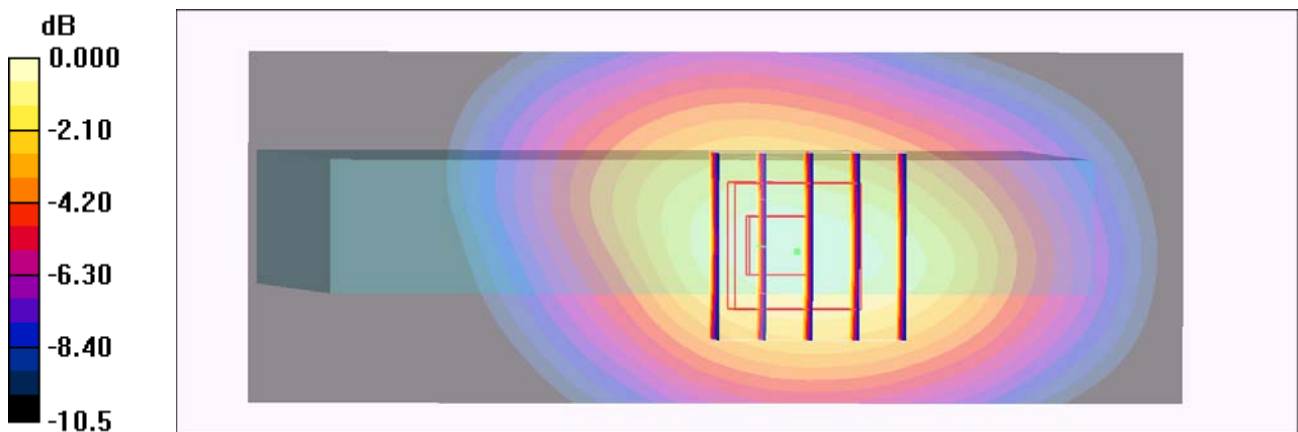
**Ch4132/Zoom Scan (5x5x7)/Cube 0:** Measurement grid: dx=8mm, dy=8mm, dz=5mm

Reference Value = 25.4 V/m; Power Drift = -0.005 dB

Peak SAR (extrapolated) = 0.768 W/kg

**SAR(1 g) = 0.548 mW/g; SAR(10 g) = 0.371 mW/g**

Maximum value of SAR (measured) = 0.592 mW/g



0 dB = 0.592mW/g

## #19 WCDMA V\_RMC12.2K\_Primary Landscape\_0cm\_Ch4132\_Hand Strap

**DUT: 252422**

Communication System: WCDMA; Frequency: 826.4 MHz; Duty Cycle: 1:1

Medium: MSL\_850\_120525 Medium parameters used :  $f = 826.4$  MHz;  $\sigma = 0.955$  mho/m;  $\epsilon_r = 54.6$ ;

$\rho = 1000$  kg/m<sup>3</sup>

Ambient Temperature : 22.5 °C ; Liquid Temperature : 21.5 °C

DASY4 Configuration:

- Probe: ET3DV6R - SN1788; ConvF(5.75, 5.75, 5.75); Calibrated: 2012/1/26
- Sensor-Surface: 4mm (Mechanical Surface Detection)
- Electronics: DAE4 Sn778; Calibrated: 2011/11/22
- Phantom: ELI 4.0\_Front; Type: QDOVA001BB; Serial: 1026
- Measurement SW: DASY4, V4.7 Build 80; Postprocessing SW: SEMCAD, V1.8 Build 186

**Ch4132/Area Scan (31x131x1):** Measurement grid: dx=20mm, dy=20mm

Maximum value of SAR (interpolated) = 0.328 mW/g

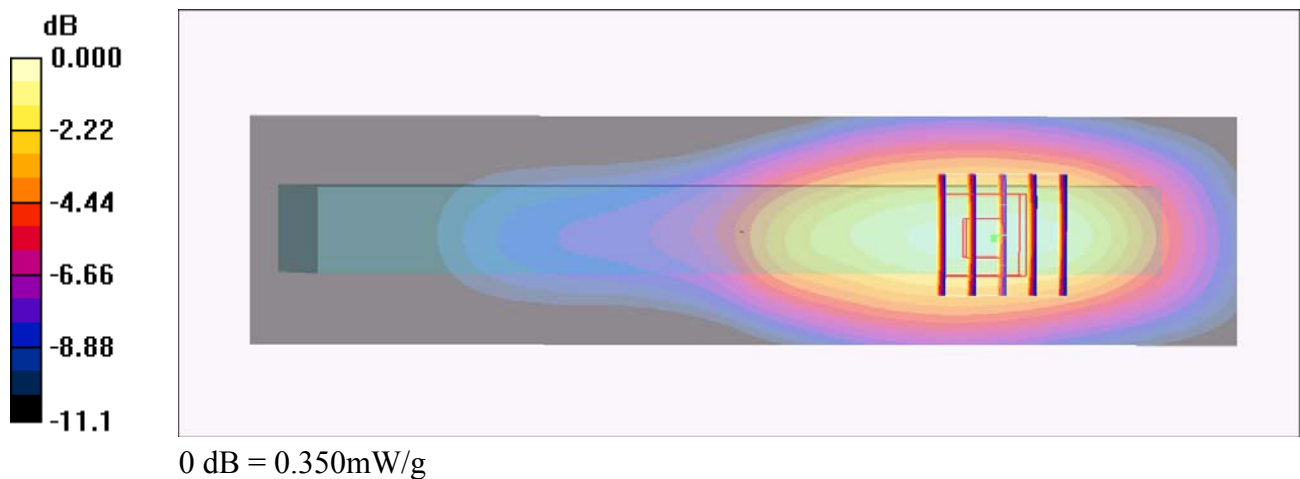
**Ch4132/Zoom Scan (5x5x7)/Cube 0:** Measurement grid: dx=8mm, dy=8mm, dz=5mm

Reference Value = 14.4 V/m; Power Drift = -0.109 dB

Peak SAR (extrapolated) = 0.469 W/kg

**SAR(1 g) = 0.320 mW/g; SAR(10 g) = 0.210 mW/g**

Maximum value of SAR (measured) = 0.350 mW/g



## #20 WCDMA V\_RMC12.2K\_Front Face\_0cm\_Ch4132\_Hand Strap\_Holster

**DUT: 252422**

Communication System: WCDMA; Frequency: 826.4 MHz; Duty Cycle: 1:1

Medium: MSL\_850\_120525 Medium parameters used :  $f = 826.4$  MHz;  $\sigma = 0.955$  mho/m;  $\epsilon_r = 54.6$ ;

$\rho = 1000$  kg/m<sup>3</sup>

Ambient Temperature : 22.5 °C ; Liquid Temperature : 21.5 °C

DASY4 Configuration:

- Probe: ET3DV6R - SN1788; ConvF(5.75, 5.75, 5.75); Calibrated: 2012/1/26
- Sensor-Surface: 4mm (Mechanical Surface Detection)
- Electronics: DAE4 Sn778; Calibrated: 2011/11/22
- Phantom: ELI 4.0\_Front; Type: QDOVA001BB; Serial: 1026
- Measurement SW: DASY4, V4.7 Build 80; Postprocessing SW: SEMCAD, V1.8 Build 186

**Ch4132/Area Scan (81x131x1):** Measurement grid: dx=20mm, dy=20mm

Maximum value of SAR (interpolated) = 0.401 mW/g

**Ch4132/Zoom Scan (5x5x7)/Cube 0:** Measurement grid: dx=8mm, dy=8mm, dz=5mm

Reference Value = 9.43 V/m; Power Drift = -0.047 dB

Peak SAR (extrapolated) = 0.482 W/kg

**SAR(1 g) = 0.369 mW/g; SAR(10 g) = 0.267 mW/g**

Maximum value of SAR (measured) = 0.388 mW/g

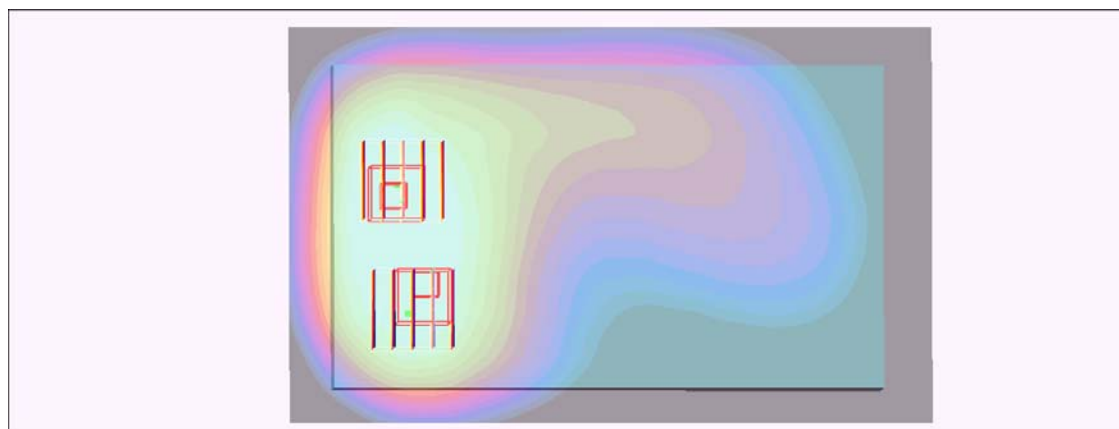
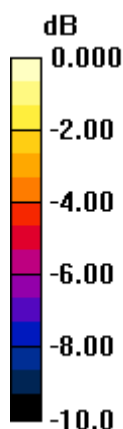
**Ch4132/Zoom Scan (5x5x7)/Cube 1:** Measurement grid: dx=8mm, dy=8mm, dz=5mm

Reference Value = 9.43 V/m; Power Drift = -0.047 dB

Peak SAR (extrapolated) = 0.412 W/kg

**SAR(1 g) = 0.304 mW/g; SAR(10 g) = 0.217 mW/g**

Maximum value of SAR (measured) = 0.325 mW/g



0 dB = 0.325mW/g

### #95 WCDMA V\_RMC12.2K\_Primary Portrait\_0cm\_Ch4132\_Hand Strap\_Jelly Sets

**DUT: 252422**

Communication System: WCDMA; Frequency: 826.4 MHz; Duty Cycle: 1:1

Medium: MSL\_850\_120525 Medium parameters used :  $f = 826.4$  MHz;  $\sigma = 0.955$  mho/m;  $\epsilon_r = 54.6$ ;

$\rho = 1000$  kg/m<sup>3</sup>

Ambient Temperature : 22.5 °C ; Liquid Temperature : 21.5 °C

DASY4 Configuration:

- Probe: ET3DV6R - SN1788; ConvF(5.75, 5.75, 5.75); Calibrated: 2012/1/26
- Sensor-Surface: 4mm (Mechanical Surface Detection)
- Electronics: DAE4 Sn778; Calibrated: 2011/11/22
- Phantom: ELI 4.0\_Front; Type: QDOVA001BB; Serial: 1026
- Measurement SW: DASY4, V4.7 Build 80; Postprocessing SW: SEMCAD, V1.8 Build 186

**Ch4132/Area Scan (31x81x1):** Measurement grid: dx=20mm, dy=20mm

Maximum value of SAR (interpolated) = 0.623 mW/g

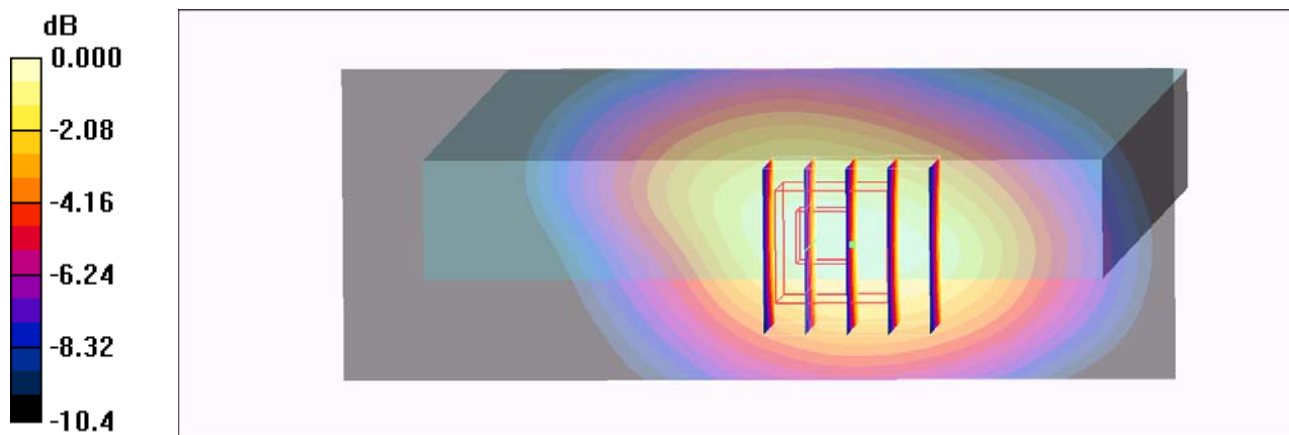
**Ch4132/Zoom Scan (5x5x7)/Cube 0:** Measurement grid: dx=8mm, dy=8mm, dz=5mm

Reference Value = 26.2 V/m; Power Drift = 0.029 dB

Peak SAR (extrapolated) = 0.828 W/kg

**SAR(1 g) = 0.595 mW/g; SAR(10 g) = 0.403 mW/g**

Maximum value of SAR (measured) = 0.641 mW/g



0 dB = 0.641mW/g

### #95 WCDMA V\_RMC12.2K\_Primary Portrait\_0cm\_Ch4132\_Hand Strap\_Jelly Sets\_2D

**DUT: 252422**

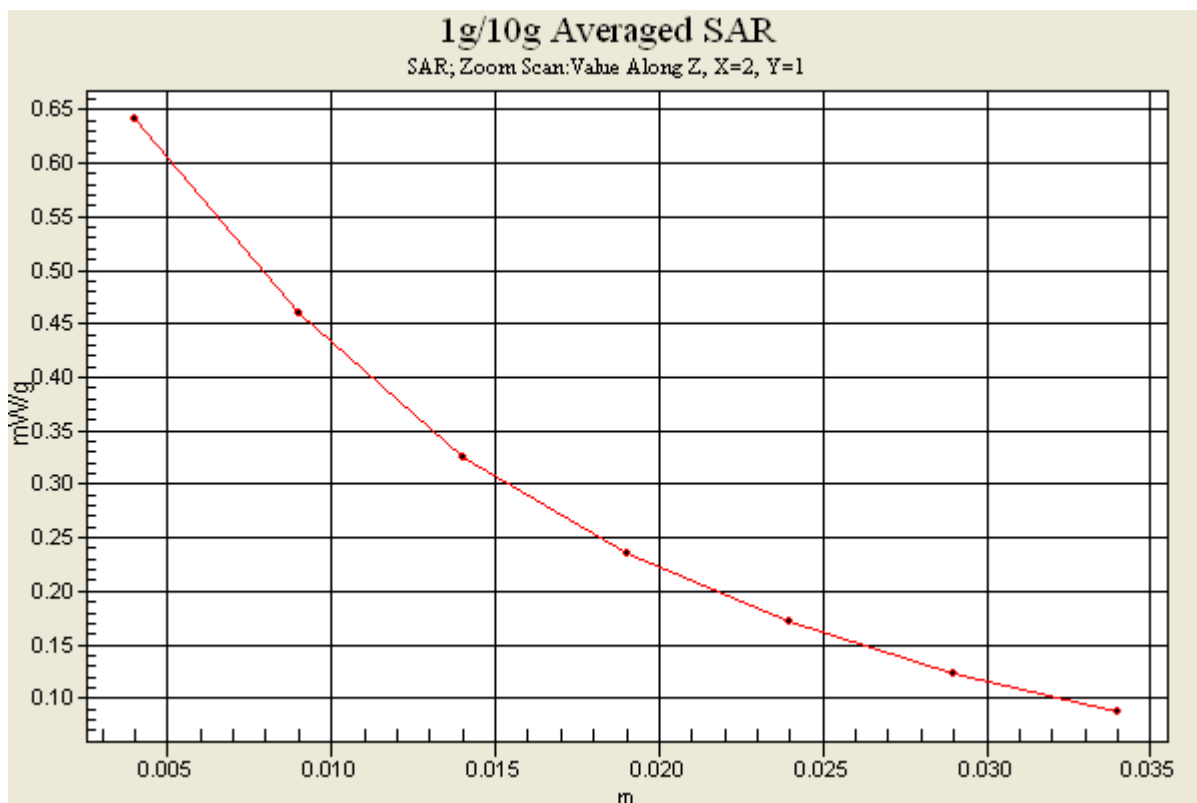
Communication System: WCDMA; Frequency: 826.4 MHz; Duty Cycle: 1:1  
Medium: MSL\_850\_120525 Medium parameters used :  $f = 826.4$  MHz;  $\sigma = 0.955$  mho/m;  $\epsilon_r = 54.6$ ;  
 $\rho = 1000$  kg/m<sup>3</sup>  
Ambient Temperature : 22.5 °C ; Liquid Temperature : 21.5 °C

DASY4 Configuration:

- Probe: ET3DV6R - SN1788; ConvF(5.75, 5.75, 5.75); Calibrated: 2012/1/26
- Sensor-Surface: 4mm (Mechanical Surface Detection)
- Electronics: DAE4 Sn778; Calibrated: 2011/11/22
- Phantom: ELI 4.0\_Front; Type: QDOVA001BB; Serial: 1026
- Measurement SW: DASY4, V4.7 Build 80; Postprocessing SW: SEMCAD, V1.8 Build 186

**Ch4132/Area Scan (31x81x1):** Measurement grid: dx=20mm, dy=20mm  
Maximum value of SAR (interpolated) = 0.623 mW/g

**Ch4132/Zoom Scan (5x5x7)/Cube 0:** Measurement grid: dx=8mm, dy=8mm, dz=5mm  
Reference Value = 26.2 V/m; Power Drift = 0.029 dB  
Peak SAR (extrapolated) = 0.828 W/kg  
**SAR(1 g) = 0.595 mW/g; SAR(10 g) = 0.403 mW/g**  
Maximum value of SAR (measured) = 0.641 mW/g





### #96 WCDMA IV\_RMC12.2K\_Bottom Face\_0cm\_Ch1413

**DUT: 252422**

Communication System: WCDMA; Frequency: 1732.6 MHz; Duty Cycle: 1:1

Medium: MSL\_1750\_120526 Medium parameters used:  $f = 1733$  MHz;  $\sigma = 1.53$  mho/m;  $\epsilon_r = 51.8$ ;  $\rho = 1000$  kg/m<sup>3</sup>

Ambient Temperature : 22.6 °C ; Liquid Temperature : 21.6 °C

DASY4 Configuration:

- Probe: ET3DV6R - SN1788; ConvF(4.29, 4.29, 4.29); Calibrated: 2012/1/26
- Sensor-Surface: 4mm (Mechanical Surface Detection)
- Electronics: DAE4 Sn778; Calibrated: 2011/11/22
- Phantom: ELI 4.0\_Front; Type: QDOVA001BB; Serial: 1026
- Measurement SW: DASY4, V4.7 Build 80; Postprocessing SW: SEMCAD, V1.8 Build 186

**Ch1413/Area Scan (81x131x1):** Measurement grid: dx=20mm, dy=20mm

Maximum value of SAR (interpolated) = 0.748 mW/g

**Ch1413/Zoom Scan (5x5x7)/Cube 0:** Measurement grid: dx=8mm, dy=8mm, dz=5mm

Reference Value = 2.64 V/m; Power Drift = -0.122 dB

Peak SAR (extrapolated) = 0.964 W/kg

**SAR(1 g) = 0.696 mW/g; SAR(10 g) = 0.442 mW/g**

Maximum value of SAR (measured) = 0.744 mW/g

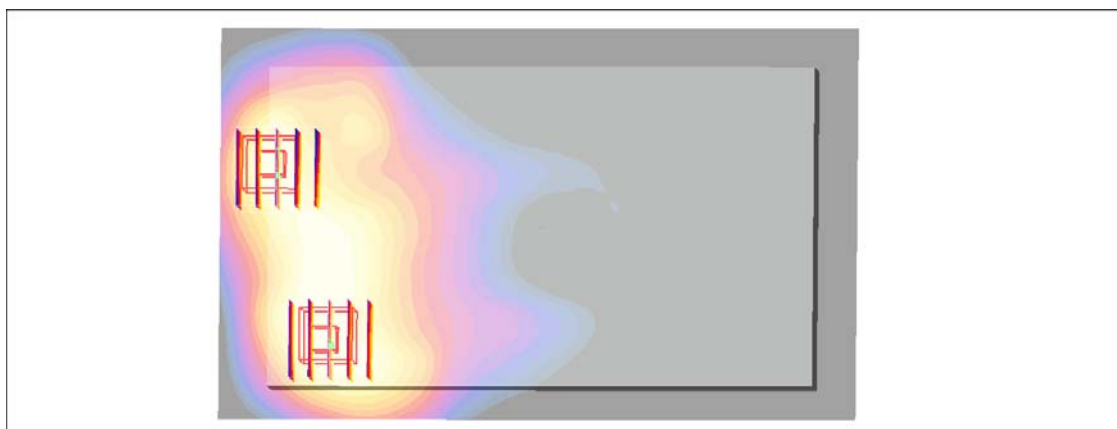
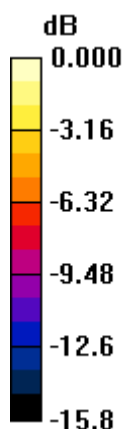
**Ch1413/Zoom Scan (5x5x7)/Cube 1:** Measurement grid: dx=8mm, dy=8mm, dz=5mm

Reference Value = 2.64 V/m; Power Drift = -0.122 dB

Peak SAR (extrapolated) = 0.929 W/kg

**SAR(1 g) = 0.639 mW/g; SAR(10 g) = 0.365 mW/g**

Maximum value of SAR (measured) = 0.658 mW/g



0 dB = 0.658mW/g

### #97 WCDMA IV\_RMC12.2K\_Primary Portrait\_0cm\_Ch1413

**DUT: 252422**

Communication System: WCDMA; Frequency: 1732.6 MHz; Duty Cycle: 1:1

Medium: MSL\_1750\_120526 Medium parameters used:  $f = 1733$  MHz;  $\sigma = 1.53$  mho/m;  $\epsilon_r = 51.8$ ;  $\rho = 1000$  kg/m<sup>3</sup>

Ambient Temperature : 22.6 °C; Liquid Temperature : 21.6 °C

DASY4 Configuration:

- Probe: ET3DV6R - SN1788; ConvF(4.29, 4.29, 4.29); Calibrated: 2012/1/26
- Sensor-Surface: 4mm (Mechanical Surface Detection)
- Electronics: DAE4 Sn778; Calibrated: 2011/11/22
- Phantom: ELI 4.0\_Front; Type: QDOVA001BB; Serial: 1026
- Measurement SW: DASY4, V4.7 Build 80; Postprocessing SW: SEMCAD, V1.8 Build 186

**Ch1413/Area Scan (31x91x1):** Measurement grid: dx=20mm, dy=20mm

Maximum value of SAR (interpolated) = 0.905 mW/g

**Ch1413/Zoom Scan (5x5x7)/Cube 0:** Measurement grid: dx=8mm, dy=8mm, dz=5mm

Reference Value = 17.7 V/m; Power Drift = -0.088 dB

Peak SAR (extrapolated) = 1.48 W/kg

**SAR(1 g) = 0.859 mW/g; SAR(10 g) = 0.386 mW/g**

Maximum value of SAR (measured) = 0.979 mW/g


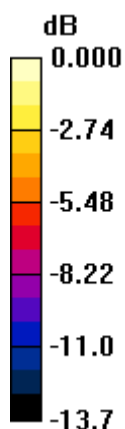
**Ch1413/Zoom Scan (5x5x7)/Cube 1:** Measurement grid: dx=8mm, dy=8mm, dz=5mm

Reference Value = 17.7 V/m; Power Drift = -0.088 dB

Peak SAR (extrapolated) = 1.16 W/kg

**SAR(1 g) = 0.845 mW/g; SAR(10 g) = 0.522 mW/g**

Maximum value of SAR (measured) = 0.936 mW/g



0 dB = 0.936mW/g

### #100 WCDMA IV\_RMC12.2K\_Primary Landscape\_0cm\_Ch1413

**DUT: 252422**

Communication System: WCDMA; Frequency: 1732.6 MHz; Duty Cycle: 1:1

Medium: MSL\_1750\_120526 Medium parameters used:  $f = 1733$  MHz;  $\sigma = 1.53$  mho/m;  $\epsilon_r = 51.8$ ;  $\rho$

$= 1000$  kg/m<sup>3</sup>

Ambient Temperature : 22.6 °C ; Liquid Temperature : 21.6 °C

DASY4 Configuration:

- Probe: ET3DV6R - SN1788; ConvF(4.29, 4.29, 4.29); Calibrated: 2012/1/26

- Sensor-Surface: 4mm (Mechanical Surface Detection)

- Electronics: DAE4 Sn778; Calibrated: 2011/11/22

- Phantom: ELI 4.0\_Front; Type: QDOVA001BB; Serial: 1026

- Measurement SW: DASY4, V4.7 Build 80; Postprocessing SW: SEMCAD, V1.8 Build 186

**Ch1413/Area Scan (31x131x1):** Measurement grid: dx=20mm, dy=20mm

Maximum value of SAR (interpolated) = 0.076 mW/g

**Ch1413/Zoom Scan (5x5x7)/Cube 0:** Measurement grid: dx=8mm, dy=8mm, dz=5mm

Reference Value = 3.22 V/m; Power Drift = -0.123 dB

Peak SAR (extrapolated) = 0.119 W/kg

**SAR(1 g) = 0.080 mW/g; SAR(10 g) = 0.048 mW/g**

Maximum value of SAR (measured) = 0.089 mW/g



0 dB = 0.089mW/g

### #101 WCDMA IV\_RMC12.2K\_Front Face\_0cm\_Ch1413\_Holster

**DUT: 252422**

Communication System: WCDMA; Frequency: 1732.6 MHz; Duty Cycle: 1:1

Medium: MSL\_1750\_120526 Medium parameters used:  $f = 1733$  MHz;  $\sigma = 1.53$  mho/m;  $\epsilon_r = 51.8$ ;  $\rho$

$= 1000$  kg/m<sup>3</sup>

Ambient Temperature : 22.6 °C; Liquid Temperature : 21.6 °C

DASY4 Configuration:

- Probe: ET3DV6R - SN1788; ConvF(4.29, 4.29, 4.29); Calibrated: 2012/1/26

- Sensor-Surface: 4mm (Mechanical Surface Detection)

- Electronics: DAE4 Sn778; Calibrated: 2011/11/22

- Phantom: ELI 4.0\_Front; Type: QDOVA001BB; Serial: 1026

- Measurement SW: DASY4, V4.7 Build 80; Postprocessing SW: SEMCAD, V1.8 Build 186

**Ch1413/Area Scan (81x131x1):** Measurement grid: dx=20mm, dy=20mm

Maximum value of SAR (interpolated) = 0.429 mW/g

**Ch1413/Zoom Scan (5x5x7)/Cube 0:** Measurement grid: dx=8mm, dy=8mm, dz=5mm

Reference Value = 6.66 V/m; Power Drift = -0.076 dB

Peak SAR (extrapolated) = 0.559 W/kg

**SAR(1 g) = 0.414 mW/g; SAR(10 g) = 0.268 mW/g**

Maximum value of SAR (measured) = 0.446 mW/g


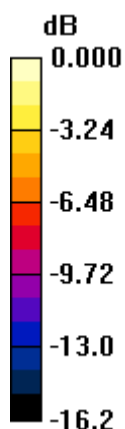
**Ch1413/Zoom Scan (5x5x7)/Cube 1:** Measurement grid: dx=8mm, dy=8mm, dz=5mm

Reference Value = 6.66 V/m; Power Drift = -0.076 dB

Peak SAR (extrapolated) = 0.425 W/kg

**SAR(1 g) = 0.321 mW/g; SAR(10 g) = 0.199 mW/g**

Maximum value of SAR (measured) = 0.348 mW/g



0 dB = 0.348mW/g

### #108 WCDMA IV\_RMC12.2K\_Primary Portrait\_0cm\_Ch1413\_Jelly Stes

**DUT: 252422**

Communication System: WCDMA; Frequency: 1732.6 MHz; Duty Cycle: 1:1

Medium: MSL\_1750\_120526 Medium parameters used:  $f = 1733$  MHz;  $\sigma = 1.53$  mho/m;  $\epsilon_r = 51.8$ ;  $\rho$

$= 1000$  kg/m<sup>3</sup>

Ambient Temperature : 22.6 °C; Liquid Temperature : 21.6 °C

DASY4 Configuration:

- Probe: ET3DV6R - SN1788; ConvF(4.29, 4.29, 4.29); Calibrated: 2012/1/26
- Sensor-Surface: 4mm (Mechanical Surface Detection)
- Electronics: DAE4 Sn778; Calibrated: 2011/11/22
- Phantom: ELI 4.0\_Front; Type: QDOVA001BB; Serial: 1026
- Measurement SW: DASY4, V4.7 Build 80; Postprocessing SW: SEMCAD, V1.8 Build 186

**Ch1413/Area Scan (31x81x1):** Measurement grid: dx=20mm, dy=20mm

Maximum value of SAR (interpolated) = 0.843 mW/g

**Ch1413/Zoom Scan (5x5x7)/Cube 1:** Measurement grid: dx=8mm, dy=8mm, dz=5mm

Reference Value = 19.3 V/m; Power Drift = 0.087 dB

Peak SAR (extrapolated) = 1.41 W/kg

**SAR(1 g) = 0.846 mW/g; SAR(10 g) = 0.401 mW/g**

Maximum value of SAR (measured) = 0.870 mW/g

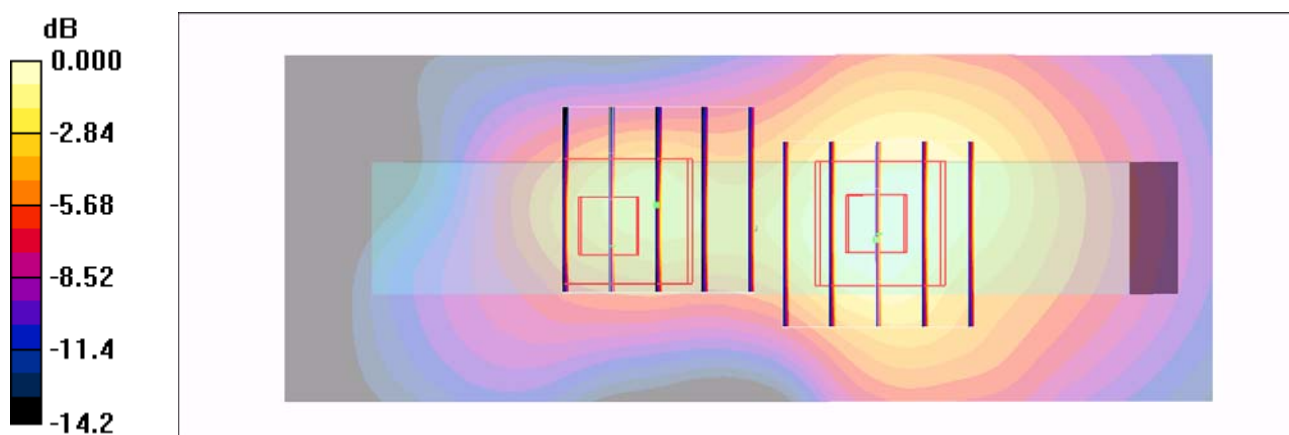
**Ch1413/Zoom Scan (5x5x7)/Cube 0:** Measurement grid: dx=8mm, dy=8mm, dz=5mm

Reference Value = 19.3 V/m; Power Drift = 0.087 dB

Peak SAR (extrapolated) = 1.15 W/kg

**SAR(1 g) = 0.816 mW/g; SAR(10 g) = 0.503 mW/g**

Maximum value of SAR (measured) = 0.900 mW/g



0 dB = 0.900mW/g

### #98 WCDMA IV\_RMC12.2K\_Primary Portrait\_0cm\_Ch1312

**DUT: 252422**

Communication System: WCDMA; Frequency: 1712.4 MHz; Duty Cycle: 1:1

Medium: MSL\_1750\_120526 Medium parameters used :  $f = 1712.4$  MHz;  $\sigma = 1.5$  mho/m;  $\epsilon_r = 51.9$ ;

$\rho = 1000$  kg/m<sup>3</sup>

Ambient Temperature : 22.6 °C ; Liquid Temperature : 21.6 °C

DASY4 Configuration:

- Probe: ET3DV6R - SN1788; ConvF(4.29, 4.29, 4.29); Calibrated: 2012/1/26
- Sensor-Surface: 4mm (Mechanical Surface Detection)
- Electronics: DAE4 Sn778; Calibrated: 2011/11/22
- Phantom: ELI 4.0\_Front; Type: QDOVA001BB; Serial: 1026
- Measurement SW: DASY4, V4.7 Build 80; Postprocessing SW: SEMCAD, V1.8 Build 186

**Ch1312/Area Scan (31x91x1):** Measurement grid: dx=20mm, dy=20mm

Maximum value of SAR (interpolated) = 0.959 mW/g


**Ch1312/Zoom Scan (5x5x7)/Cube 0:** Measurement grid: dx=8mm, dy=8mm, dz=5mm

Reference Value = 16.1 V/m; Power Drift = -0.162 dB

Peak SAR (extrapolated) = 1.20 W/kg

**SAR(1 g) = 0.881 mW/g; SAR(10 g) = 0.544 mW/g**

Maximum value of SAR (measured) = 0.980 mW/g



0 dB = 0.980mW/g

### #99 WCDMA IV\_RMC12.2K\_Primary Portrait\_0cm\_Ch1513

**DUT: 252422**

Communication System: WCDMA; Frequency: 1752.6 MHz; Duty Cycle: 1:1

Medium: MSL\_1750\_120526 Medium parameters used:  $f = 1752.6$  MHz;  $\sigma = 1.55$  mho/m;  $\epsilon_r = 51.7$ ;

$\rho = 1000$  kg/m<sup>3</sup>

Ambient Temperature : 22.6 °C; Liquid Temperature : 21.6 °C

DASY4 Configuration:

- Probe: ET3DV6R - SN1788; ConvF(4.29, 4.29, 4.29); Calibrated: 2012/1/26
- Sensor-Surface: 4mm (Mechanical Surface Detection)
- Electronics: DAE4 Sn778; Calibrated: 2011/11/22
- Phantom: ELI 4.0\_Front; Type: QDOVA001BB; Serial: 1026
- Measurement SW: DASY4, V4.7 Build 80; Postprocessing SW: SEMCAD, V1.8 Build 186

**Ch1513/Area Scan (31x91x1):** Measurement grid: dx=20mm, dy=20mm

Maximum value of SAR (interpolated) = 0.818 mW/g

**Ch1513/Zoom Scan (5x5x7)/Cube 1:** Measurement grid: dx=8mm, dy=8mm, dz=5mm

Reference Value = 19.3 V/m; Power Drift = -0.060 dB

Peak SAR (extrapolated) = 1.57 W/kg

**SAR(1 g) = 0.964 mW/g; SAR(10 g) = 0.456 mW/g**

Maximum value of SAR (measured) = 1.10 mW/g


**Ch1513/Zoom Scan (5x5x7)/Cube 0:** Measurement grid: dx=8mm, dy=8mm, dz=5mm

Reference Value = 19.3 V/m; Power Drift = -0.060 dB

Peak SAR (extrapolated) = 1.07 W/kg

**SAR(1 g) = 0.777 mW/g; SAR(10 g) = 0.487 mW/g**

Maximum value of SAR (measured) = 0.858 mW/g



## #99 WCDMA IV\_RMC12.2K\_Primary Portrait\_0cm\_Ch1513\_2D

**DUT: 252422**

Communication System: WCDMA; Frequency: 1752.6 MHz; Duty Cycle: 1:1

Medium: MSL\_1750\_120526 Medium parameters used:  $f = 1753$  MHz;  $\sigma = 1.55$  mho/m;  $\epsilon_r = 51.7$ ;

$\rho = 1000$  kg/m<sup>3</sup>

Ambient Temperature : 22.6 °C; Liquid Temperature : 21.6 °C

DASY4 Configuration:

- Probe: ET3DV6R - SN1788; ConvF(4.29, 4.29, 4.29); Calibrated: 2012/1/26

- Sensor-Surface: 4mm (Mechanical Surface Detection)

- Electronics: DAE4 Sn778; Calibrated: 2011/11/22

- Phantom: ELI 4.0\_Front; Type: QDOVA001BB; Serial: 1026

- Measurement SW: DASY4, V4.7 Build 80; Postprocessing SW: SEMCAD, V1.8 Build 186

**Ch1513/Area Scan (31x91x1):** Measurement grid: dx=20mm, dy=20mm

Maximum value of SAR (interpolated) = 0.818 mW/g

**Ch1513/Zoom Scan (5x5x7)/Cube 1:** Measurement grid: dx=8mm, dy=8mm, dz=5mm

Reference Value = 19.3 V/m; Power Drift = -0.060 dB

Peak SAR (extrapolated) = 1.57 W/kg

**SAR(1 g) = 0.964 mW/g; SAR(10 g) = 0.456 mW/g**

Maximum value of SAR (measured) = 1.10 mW/g

**Ch1513/Zoom Scan (5x5x7)/Cube 0:** Measurement grid: dx=8mm, dy=8mm, dz=5mm

Reference Value = 19.3 V/m; Power Drift = -0.060 dB

Peak SAR (extrapolated) = 1.07 W/kg

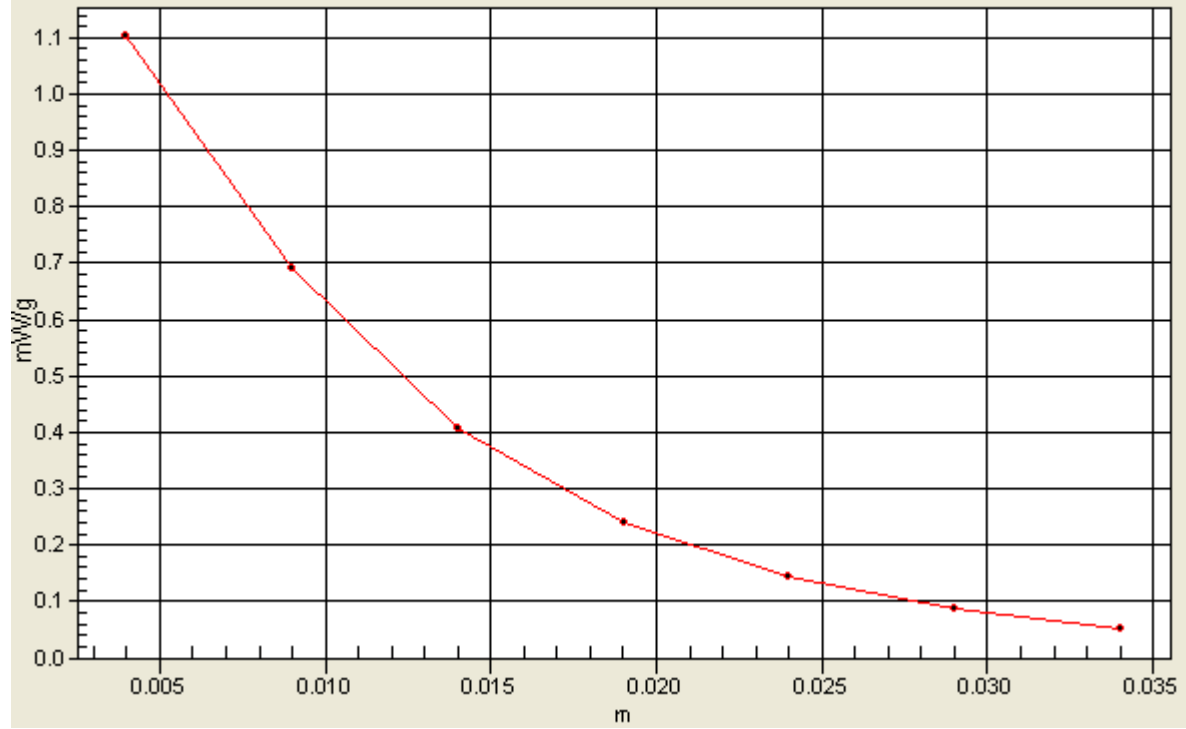
**SAR(1 g) = 0.777 mW/g; SAR(10 g) = 0.487 mW/g**

Maximum value of SAR (measured) = 0.858 mW/g



# 1g/10g Averaged SAR

SAR; Zoom Scan: Value Along Z, X=2, Y=1



### #109 WCDMA IV\_RMC12.2K\_Primary Portrait\_0cm\_Ch1312\_Jelly Stes

**DUT: 252422**

Communication System: WCDMA; Frequency: 1712.4 MHz; Duty Cycle: 1:1

Medium: MSL\_1750\_120526 Medium parameters used :  $f = 1712.4$  MHz;  $\sigma = 1.5$  mho/m;  $\epsilon_r = 51.9$ ;

$\rho = 1000$  kg/m<sup>3</sup>

Ambient Temperature : 22.6 °C ; Liquid Temperature : 21.6 °C

DASY4 Configuration:

- Probe: ET3DV6R - SN1788; ConvF(4.29, 4.29, 4.29); Calibrated: 2012/1/26
- Sensor-Surface: 4mm (Mechanical Surface Detection)
- Electronics: DAE4 Sn778; Calibrated: 2011/11/22
- Phantom: ELI 4.0\_Front; Type: QDOVA001BB; Serial: 1026
- Measurement SW: DASY4, V4.7 Build 80; Postprocessing SW: SEMCAD, V1.8 Build 186

**Ch1312/Area Scan (31x81x1):** Measurement grid: dx=20mm, dy=20mm

Maximum value of SAR (interpolated) = 0.979 mW/g

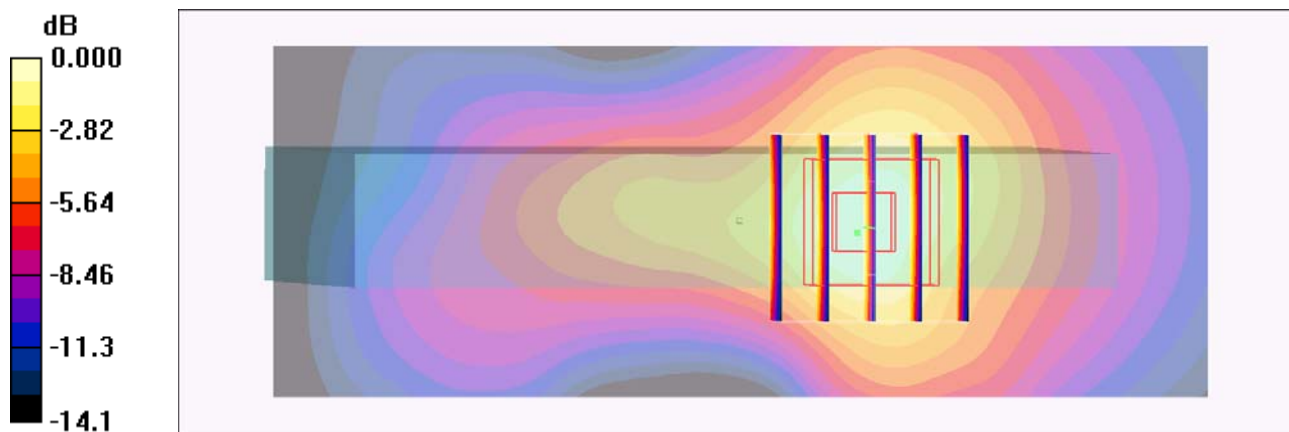
**Ch1312/Zoom Scan (5x5x7)/Cube 0:** Measurement grid: dx=8mm, dy=8mm, dz=5mm

Reference Value = 18.9 V/m; Power Drift = -0.018 dB

Peak SAR (extrapolated) = 1.24 W/kg

**SAR(1 g) = 0.882 mW/g; SAR(10 g) = 0.539 mW/g**

Maximum value of SAR (measured) = 0.979 mW/g



0 dB = 0.979mW/g

### #110 WCDMA IV\_RMC12.2K\_Primary Portrait\_0cm\_Ch1513\_Jelly Stes

**DUT: 252422**

Communication System: WCDMA; Frequency: 1752.6 MHz; Duty Cycle: 1:1

Medium: MSL\_1750\_120526 Medium parameters used:  $f = 1753$  MHz;  $\sigma = 1.55$  mho/m;  $\epsilon_r = 51.7$ ;  $\rho = 1000$  kg/m<sup>3</sup>

Ambient Temperature : 22.6 °C ; Liquid Temperature : 21.6 °C

DASY4 Configuration:

- Probe: ET3DV6R - SN1788; ConvF(4.29, 4.29, 4.29); Calibrated: 2012/1/26
- Sensor-Surface: 4mm (Mechanical Surface Detection)
- Electronics: DAE4 Sn778; Calibrated: 2011/11/22
- Phantom: ELI 4.0\_Front; Type: QDOVA001BB; Serial: 1026
- Measurement SW: DASY4, V4.7 Build 80; Postprocessing SW: SEMCAD, V1.8 Build 186

**Ch1513/Area Scan (31x81x1):** Measurement grid: dx=20mm, dy=20mm

Maximum value of SAR (interpolated) = 0.747 mW/g

**Ch1513/Zoom Scan (5x5x7)/Cube 1:** Measurement grid: dx=8mm, dy=8mm, dz=5mm

Reference Value = 19.7 V/m; Power Drift = 0.106 dB

Peak SAR (extrapolated) = 1.49 W/kg

**SAR(1 g) = 0.916 mW/g; SAR(10 g) = 0.447 mW/g**

Maximum value of SAR (measured) = 1.00 mW/g

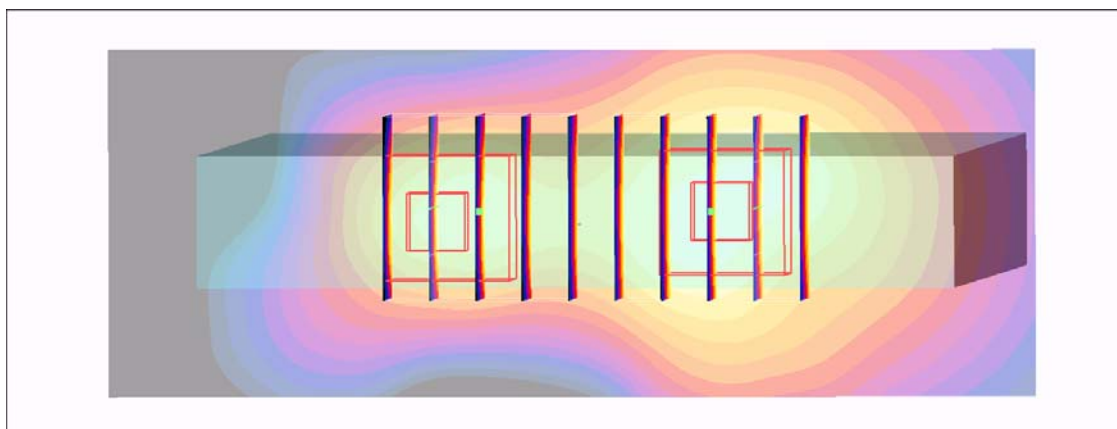
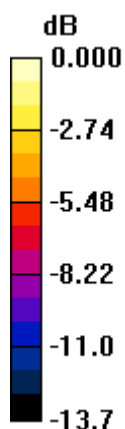
**Ch1513/Zoom Scan (5x5x7)/Cube 0:** Measurement grid: dx=8mm, dy=8mm, dz=5mm

Reference Value = 19.7 V/m; Power Drift = 0.106 dB

Peak SAR (extrapolated) = 1.04 W/kg

**SAR(1 g) = 0.742 mW/g; SAR(10 g) = 0.464 mW/g**

Maximum value of SAR (measured) = 0.816 mW/g



0 dB = 0.816mW/g

### #102 WCDMA IV\_RMC12.2K\_Bottom Face\_0cm\_Ch1413\_Hand Strap

**DUT: 252422**

Communication System: WCDMA; Frequency: 1732.6 MHz; Duty Cycle: 1:1

Medium: MSL\_1750\_120526 Medium parameters used:  $f = 1733$  MHz;  $\sigma = 1.53$  mho/m;  $\epsilon_r = 51.8$ ;  $\rho = 1000$  kg/m<sup>3</sup>

Ambient Temperature : 22.6 °C ; Liquid Temperature : 21.6 °C

DASY4 Configuration:

- Probe: ET3DV6R - SN1788; ConvF(4.29, 4.29, 4.29); Calibrated: 2012/1/26
- Sensor-Surface: 4mm (Mechanical Surface Detection)
- Electronics: DAE4 Sn778; Calibrated: 2011/11/22
- Phantom: ELI 4.0\_Front; Type: QDOVA001BB; Serial: 1026
- Measurement SW: DASY4, V4.7 Build 80; Postprocessing SW: SEMCAD, V1.8 Build 186

**Ch1413/Area Scan (81x131x1):** Measurement grid: dx=20mm, dy=20mm

Maximum value of SAR (interpolated) = 0.136 mW/g

**Ch1413/Zoom Scan (5x5x7)/Cube 0:** Measurement grid: dx=8mm, dy=8mm, dz=5mm

Reference Value = 4.13 V/m; Power Drift = -0.051 dB

Peak SAR (extrapolated) = 0.160 W/kg

**SAR(1 g) = 0.124 mW/g; SAR(10 g) = 0.085 mW/g**

Maximum value of SAR (measured) = 0.132 mW/g

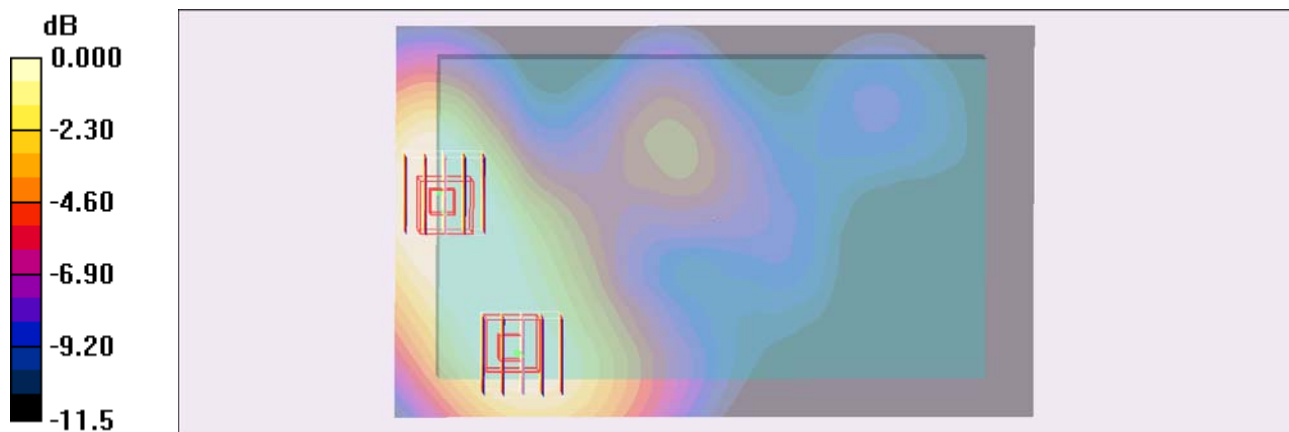
**Ch1413/Zoom Scan (5x5x7)/Cube 1:** Measurement grid: dx=8mm, dy=8mm, dz=5mm

Reference Value = 4.13 V/m; Power Drift = -0.051 dB

Peak SAR (extrapolated) = 0.119 W/kg

**SAR(1 g) = 0.096 mW/g; SAR(10 g) = 0.067 mW/g**

Maximum value of SAR (measured) = 0.102 mW/g



0 dB = 0.102mW/g

### #103 WCDMA IV\_RMC12.2K\_Primary Portrait\_0cm\_Ch1413\_Hand Strap

**DUT: 252422**

Communication System: WCDMA; Frequency: 1732.6 MHz; Duty Cycle: 1:1

Medium: MSL\_1750\_120526 Medium parameters used:  $f = 1733$  MHz;  $\sigma = 1.53$  mho/m;  $\epsilon_r = 51.8$ ;  $\rho$

$= 1000$  kg/m<sup>3</sup>

Ambient Temperature : 22.6 °C ; Liquid Temperature : 21.6 °C

DASY4 Configuration:

- Probe: ET3DV6R - SN1788; ConvF(4.29, 4.29, 4.29); Calibrated: 2012/1/26
- Sensor-Surface: 4mm (Mechanical Surface Detection)
- Electronics: DAE4 Sn778; Calibrated: 2011/11/22
- Phantom: ELI 4.0\_Front; Type: QDOVA001BB; Serial: 1026
- Measurement SW: DASY4, V4.7 Build 80; Postprocessing SW: SEMCAD, V1.8 Build 186

**Ch1413/Area Scan (31x81x1):** Measurement grid: dx=20mm, dy=20mm

Maximum value of SAR (interpolated) = 0.909 mW/g

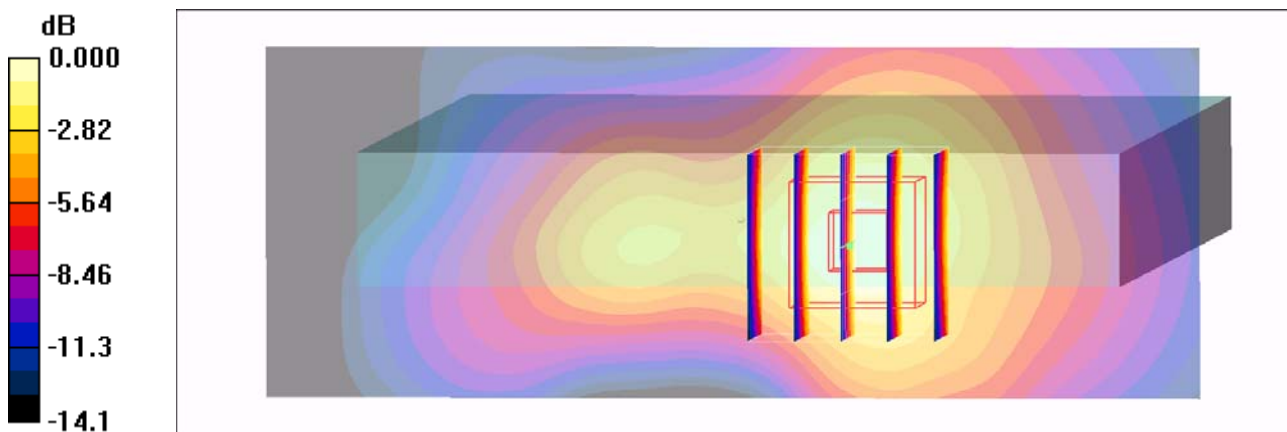
**Ch1413/Zoom Scan (5x5x7)/Cube 0:** Measurement grid: dx=8mm, dy=8mm, dz=5mm

Reference Value = 19.5 V/m; Power Drift = 0.047 dB

Peak SAR (extrapolated) = 1.17 W/kg

**SAR(1 g) = 0.847 mW/g; SAR(10 g) = 0.521 mW/g**

Maximum value of SAR (measured) = 0.941 mW/g



0 dB = 0.941mW/g

## #106 WCDMA IV\_RMC12.2K\_Primary Landscape\_0cm\_Ch1413\_Hand Strap

**DUT: 252422**

Communication System: WCDMA; Frequency: 1732.6 MHz; Duty Cycle: 1:1

Medium: MSL\_1750\_120526 Medium parameters used:  $f = 1733$  MHz;  $\sigma = 1.53$  mho/m;  $\epsilon_r = 51.8$ ;  $\rho = 1000$  kg/m<sup>3</sup>

Ambient Temperature : 22.6 °C ; Liquid Temperature : 21.6 °C

DASY4 Configuration:

- Probe: ET3DV6R - SN1788; ConvF(4.29, 4.29, 4.29); Calibrated: 2012/1/26
- Sensor-Surface: 4mm (Mechanical Surface Detection)
- Electronics: DAE4 Sn778; Calibrated: 2011/11/22
- Phantom: ELI 4.0\_Front; Type: QDOVA001BB; Serial: 1026
- Measurement SW: DASY4, V4.7 Build 80; Postprocessing SW: SEMCAD, V1.8 Build 186

**Ch1413/Area Scan (31x131x1):** Measurement grid: dx=20mm, dy=20mm

Maximum value of SAR (interpolated) = 0.048 mW/g


**Ch1413/Zoom Scan (5x5x7)/Cube 0:** Measurement grid: dx=8mm, dy=8mm, dz=5mm

Reference Value = 3.13 V/m; Power Drift = -0.047 dB

Peak SAR (extrapolated) = 0.060 W/kg

**SAR(1 g) = 0.045 mW/g; SAR(10 g) = 0.028 mW/g**

Maximum value of SAR (measured) = 0.048 mW/g



0 dB = 0.048mW/g

### #107 WCDMA IV\_RMC12.2K\_Front Face\_0cm\_Ch1413\_Hand Strap\_Holster

**DUT: 252422**

Communication System: WCDMA; Frequency: 1732.6 MHz; Duty Cycle: 1:1

Medium: MSL\_1750\_120526 Medium parameters used:  $f = 1733$  MHz;  $\sigma = 1.53$  mho/m;  $\epsilon_r = 51.8$ ;  $\rho$

$= 1000$  kg/m<sup>3</sup>

Ambient Temperature : 22.6 °C; Liquid Temperature : 21.6 °C

DASY4 Configuration:

- Probe: ET3DV6R - SN1788; ConvF(4.29, 4.29, 4.29); Calibrated: 2012/1/26
- Sensor-Surface: 4mm (Mechanical Surface Detection)
- Electronics: DAE4 Sn778; Calibrated: 2011/11/22
- Phantom: ELI 4.0\_Front; Type: QDOVA001BB; Serial: 1026
- Measurement SW: DASY4, V4.7 Build 80; Postprocessing SW: SEMCAD, V1.8 Build 186

**Ch1413/Area Scan (81x131x1):** Measurement grid: dx=20mm, dy=20mm

Maximum value of SAR (interpolated) = 0.507 mW/g

**Ch1413/Zoom Scan (5x5x7)/Cube 0:** Measurement grid: dx=8mm, dy=8mm, dz=5mm

Reference Value = 6.80 V/m; Power Drift = -0.015 dB

Peak SAR (extrapolated) = 0.638 W/kg

**SAR(1 g) = 0.471 mW/g; SAR(10 g) = 0.303 mW/g**

Maximum value of SAR (measured) = 0.508 mW/g


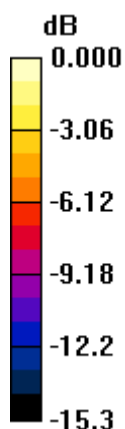
**Ch1413/Zoom Scan (5x5x7)/Cube 1:** Measurement grid: dx=8mm, dy=8mm, dz=5mm

Reference Value = 6.80 V/m; Power Drift = -0.015 dB

Peak SAR (extrapolated) = 0.436 W/kg

**SAR(1 g) = 0.331 mW/g; SAR(10 g) = 0.210 mW/g**

Maximum value of SAR (measured) = 0.362 mW/g



0 dB = 0.362mW/g

# #111 WCDMA IV\_RMC12.2K\_Primary Portrait\_0cm\_Ch1413\_Hand Strap\_Jelly Stes

**DUT: 252422**

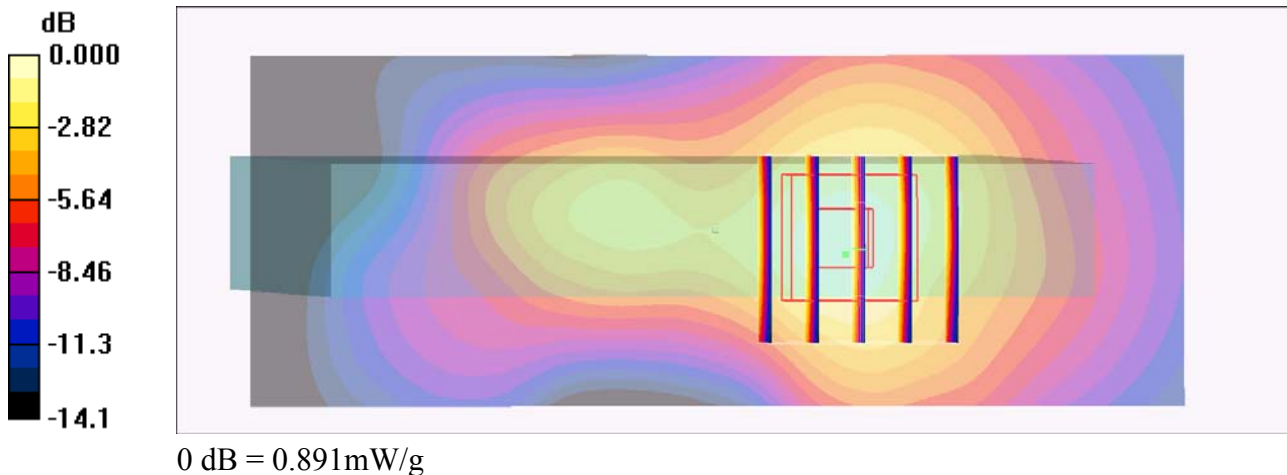
Communication System: WCDMA; Frequency: 1732.6 MHz; Duty Cycle: 1:1  
Medium: MSL\_1750\_120526 Medium parameters used:  $f = 1733$  MHz;  $\sigma = 1.53$  mho/m;  $\epsilon_r = 51.8$ ;  $\rho = 1000$  kg/m<sup>3</sup>  
Ambient Temperature : 22.6 °C ; Liquid Temperature : 21.6 °C

DASY4 Configuration:

- Probe: ET3DV6R - SN1788; ConvF(4.29, 4.29, 4.29); Calibrated: 2012/1/26
- Sensor-Surface: 4mm (Mechanical Surface Detection)
- Electronics: DAE4 Sn778; Calibrated: 2011/11/22
- Phantom: ELI 4.0\_Front; Type: QDOVA001BB; Serial: 1026
- Measurement SW: DASY4, V4.7 Build 80; Postprocessing SW: SEMCAD, V1.8 Build 186

**Ch1413/Area Scan (31x81x1):** Measurement grid: dx=20mm, dy=20mm  
Maximum value of SAR (interpolated) = 0.871 mW/g

**Ch1413/Zoom Scan (5x5x7)/Cube 0:** Measurement grid: dx=8mm, dy=8mm, dz=5mm  
Reference Value = 19.7 V/m; Power Drift = 0.018 dB  
Peak SAR (extrapolated) = 1.14 W/kg  
**SAR(1 g) = 0.816 mW/g; SAR(10 g) = 0.505 mW/g**  
Maximum value of SAR (measured) = 0.891 mW/g





### #104 WCDMA IV\_RMC12.2K\_Primary Portrait\_0cm\_Ch1312\_Hand Strap

**DUT: 252422**

Communication System: WCDMA; Frequency: 1712.4 MHz; Duty Cycle: 1:1

Medium: MSL\_1750\_120526 Medium parameters used :  $f = 1712.4$  MHz;  $\sigma = 1.5$  mho/m;  $\epsilon_r = 51.9$ ;

$\rho = 1000$  kg/m<sup>3</sup>

Ambient Temperature : 22.6 °C ; Liquid Temperature : 21.6 °C

DASY4 Configuration:

- Probe: ET3DV6R - SN1788; ConvF(4.29, 4.29, 4.29); Calibrated: 2012/1/26
- Sensor-Surface: 4mm (Mechanical Surface Detection)
- Electronics: DAE4 Sn778; Calibrated: 2011/11/22
- Phantom: ELI 4.0\_Front; Type: QDOVA001BB; Serial: 1026
- Measurement SW: DASY4, V4.7 Build 80; Postprocessing SW: SEMCAD, V1.8 Build 186

**Ch1312/Area Scan (31x81x1):** Measurement grid: dx=20mm, dy=20mm

Maximum value of SAR (interpolated) = 1.02 mW/g

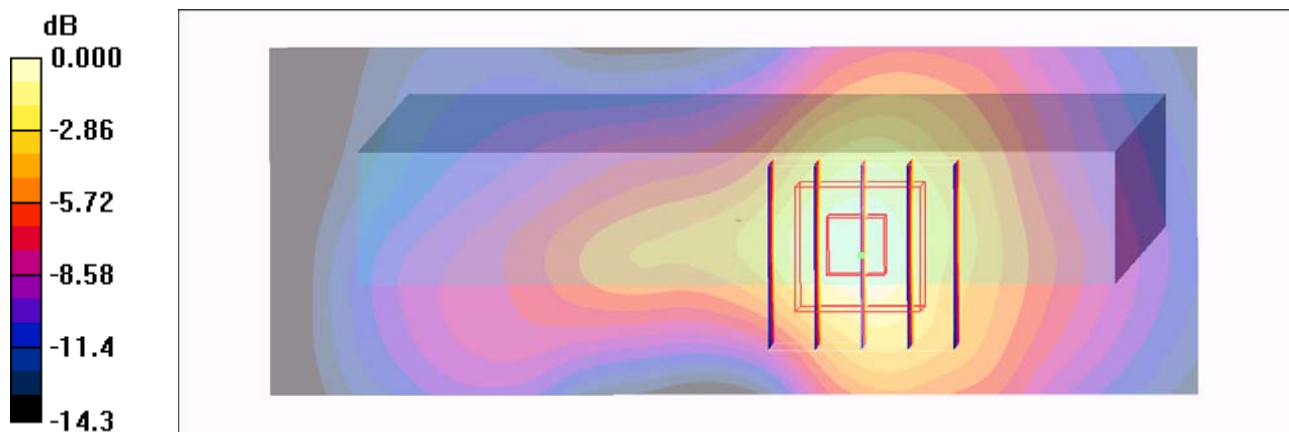
**Ch1312/Zoom Scan (5x5x7)/Cube 0:** Measurement grid: dx=8mm, dy=8mm, dz=5mm

Reference Value = 18.1 V/m; Power Drift = 0.030 dB

Peak SAR (extrapolated) = 1.25 W/kg

**SAR(1 g) = 0.913 mW/g; SAR(10 g) = 0.560 mW/g**

Maximum value of SAR (measured) = 1.01 mW/g



0 dB = 1.01mW/g

### #105 WCDMA IV\_RMC12.2K\_Primary Portrait\_0cm\_Ch1513\_Hand Strap

**DUT: 252422**

Communication System: WCDMA; Frequency: 1752.6 MHz; Duty Cycle: 1:1

Medium: MSL\_1750\_120526 Medium parameters used:  $f = 1753$  MHz;  $\sigma = 1.55$  mho/m;  $\epsilon_r = 51.7$ ;  $\rho = 1000$  kg/m<sup>3</sup>

Ambient Temperature : 22.6 °C; Liquid Temperature : 21.6 °C

DASY4 Configuration:

- Probe: ET3DV6R - SN1788; ConvF(4.29, 4.29, 4.29); Calibrated: 2012/1/26
- Sensor-Surface: 4mm (Mechanical Surface Detection)
- Electronics: DAE4 Sn778; Calibrated: 2011/11/22
- Phantom: ELI 4.0\_Front; Type: QDOVA001BB; Serial: 1026
- Measurement SW: DASY4, V4.7 Build 80; Postprocessing SW: SEMCAD, V1.8 Build 186

**Ch1513/Area Scan (31x81x1):** Measurement grid: dx=20mm, dy=20mm

Maximum value of SAR (interpolated) = 0.867 mW/g

**Ch1513/Zoom Scan (5x5x7)/Cube 0:** Measurement grid: dx=8mm, dy=8mm, dz=5mm

Reference Value = 21.4 V/m; Power Drift = -0.040 dB

Peak SAR (extrapolated) = 1.67 W/kg

**SAR(1 g) = 1.01 mW/g; SAR(10 g) = 0.495 mW/g**

Maximum value of SAR (measured) = 1.15 mW/g


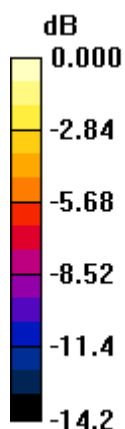
**Ch1513/Zoom Scan (5x5x7)/Cube 1:** Measurement grid: dx=8mm, dy=8mm, dz=5mm

Reference Value = 21.4 V/m; Power Drift = -0.040 dB

Peak SAR (extrapolated) = 1.14 W/kg

**SAR(1 g) = 0.821 mW/g; SAR(10 g) = 0.508 mW/g**

Maximum value of SAR (measured) = 0.905 mW/g



0 dB = 0.905mW/g

## #105 WCDMA IV\_RMC12.2K\_Primary Portrait\_0cm\_Ch1513\_Hand Strap\_2D

**DUT: 252422**

Communication System: WCDMA; Frequency: 1752.6 MHz; Duty Cycle: 1:1

Medium: MSL\_1750\_120526 Medium parameters used:  $f = 1753$  MHz;  $\sigma = 1.55$  mho/m;  $\epsilon_r = 51.7$ ;

$\rho = 1000$  kg/m<sup>3</sup>

Ambient Temperature : 22.6 °C; Liquid Temperature : 21.6 °C

DASY4 Configuration:

- Probe: ET3DV6R - SN1788; ConvF(4.29, 4.29, 4.29); Calibrated: 2012/1/26

- Sensor-Surface: 4mm (Mechanical Surface Detection)

- Electronics: DAE4 Sn778; Calibrated: 2011/11/22

- Phantom: ELI 4.0\_Front; Type: QDOVA001BB; Serial: 1026

- Measurement SW: DASY4, V4.7 Build 80; Postprocessing SW: SEMCAD, V1.8 Build 186

**Ch1513/Area Scan (31x81x1):** Measurement grid: dx=20mm, dy=20mm

Maximum value of SAR (interpolated) = 0.867 mW/g

**Ch1513/Zoom Scan (5x5x7)/Cube 0:** Measurement grid: dx=8mm, dy=8mm, dz=5mm

Reference Value = 21.4 V/m; Power Drift = -0.040 dB

Peak SAR (extrapolated) = 1.67 W/kg

**SAR(1 g) = 1.01 mW/g; SAR(10 g) = 0.495 mW/g**

Maximum value of SAR (measured) = 1.15 mW/g

**Ch1513/Zoom Scan (5x5x7)/Cube 1:** Measurement grid: dx=8mm, dy=8mm, dz=5mm

Reference Value = 21.4 V/m; Power Drift = -0.040 dB

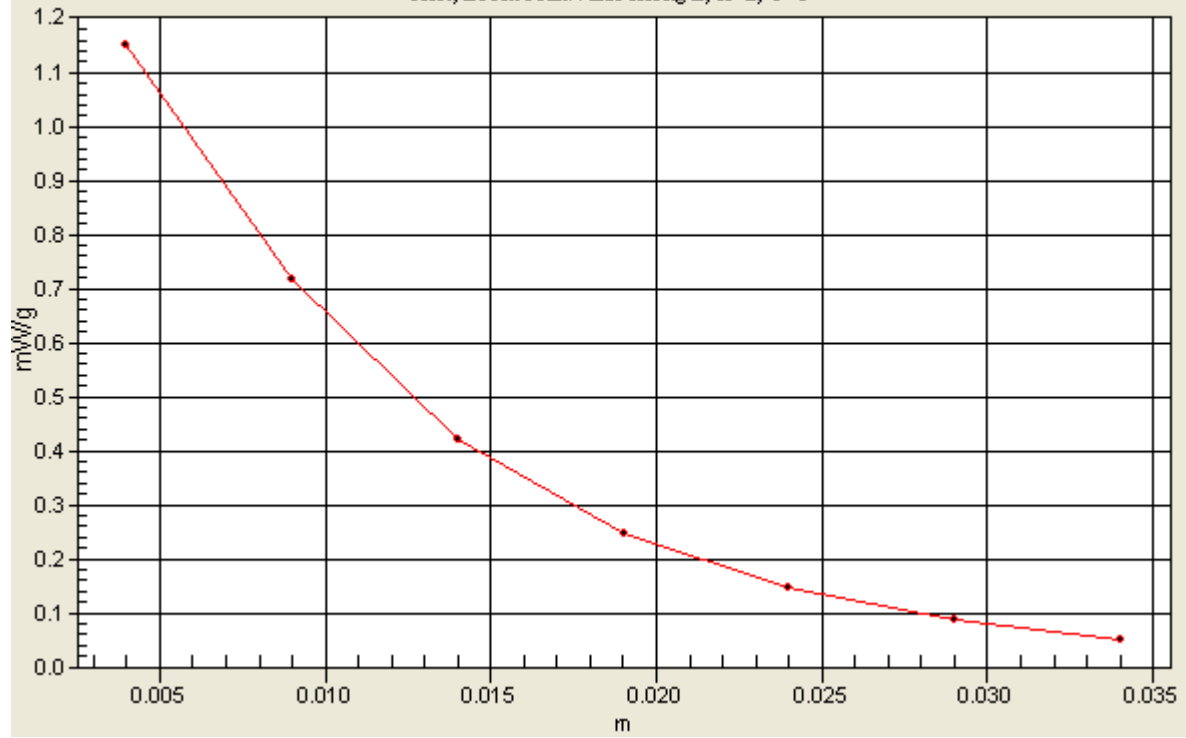
Peak SAR (extrapolated) = 1.14 W/kg

**SAR(1 g) = 0.821 mW/g; SAR(10 g) = 0.508 mW/g**

Maximum value of SAR (measured) = 0.905 mW/g

# 1g/10g Averaged SAR

SAR; Zoom Scan: Value Along Z, X=2, Y=1



# #112 WCDMA IV\_RMC12.2K\_Primary Portrait\_0cm\_Ch1312\_Hand Strap\_Jelly Stes

**DUT: 252422**

Communication System: WCDMA; Frequency: 1712.4 MHz; Duty Cycle: 1:1

Medium: MSL\_1750\_120526 Medium parameters used :  $f = 1712.4$  MHz;  $\sigma = 1.5$  mho/m;  $\epsilon_r = 51.9$ ;

$\rho = 1000$  kg/m<sup>3</sup>

Ambient Temperature : 22.6 °C ; Liquid Temperature : 21.6 °C

DASY4 Configuration:

- Probe: ET3DV6R - SN1788; ConvF(4.29, 4.29, 4.29); Calibrated: 2012/1/26

- Sensor-Surface: 4mm (Mechanical Surface Detection)

- Electronics: DAE4 Sn778; Calibrated: 2011/11/22

- Phantom: ELI 4.0\_Front; Type: QDOVA001BB; Serial: 1026

- Measurement SW: DASY4, V4.7 Build 80; Postprocessing SW: SEMCAD, V1.8 Build 186

**Ch1312/Area Scan (31x81x1):** Measurement grid: dx=20mm, dy=20mm

Maximum value of SAR (interpolated) = 0.968 mW/g

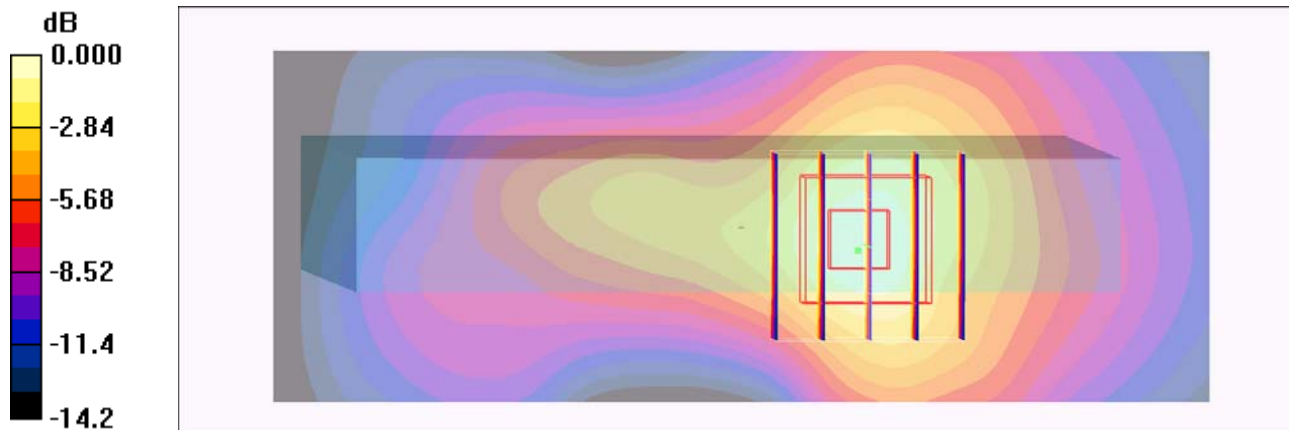
**Ch1312/Zoom Scan (5x5x7)/Cube 0:** Measurement grid: dx=8mm, dy=8mm, dz=5mm

Reference Value = 19.1 V/m; Power Drift = -0.077 dB

Peak SAR (extrapolated) = 1.22 W/kg

**SAR(1 g) = 0.881 mW/g; SAR(10 g) = 0.538 mW/g**

Maximum value of SAR (measured) = 0.978 mW/g



# #113 WCDMA IV\_RMC12.2K\_Primary Portrait\_0cm\_Ch1513\_Hand Strap\_Jelly Stes

**DUT: 252422**

Communication System: WCDMA; Frequency: 1752.6 MHz; Duty Cycle: 1:1  
Medium: MSL\_1750\_120526 Medium parameters used:  $f = 1753$  MHz;  $\sigma = 1.55$  mho/m;  $\epsilon_r = 51.7$ ;  $\rho = 1000$  kg/m<sup>3</sup>  
Ambient Temperature : 22.6 °C ; Liquid Temperature : 21.6 °C

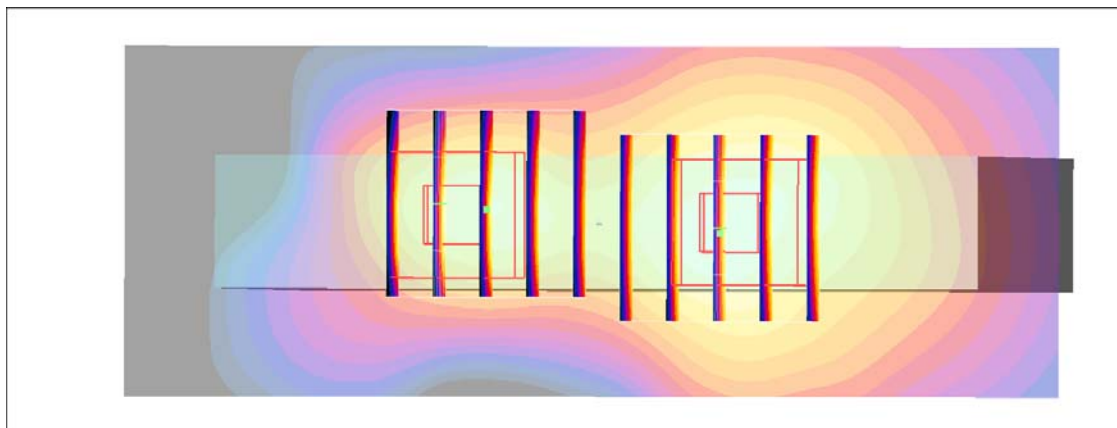
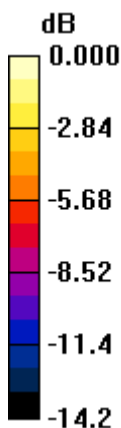
DASY4 Configuration:

- Probe: ET3DV6R - SN1788; ConvF(4.29, 4.29, 4.29); Calibrated: 2012/1/26
- Sensor-Surface: 4mm (Mechanical Surface Detection)
- Electronics: DAE4 Sn778; Calibrated: 2011/11/22
- Phantom: ELI 4.0\_Front; Type: QDOVA001BB; Serial: 1026
- Measurement SW: DASY4, V4.7 Build 80; Postprocessing SW: SEMCAD, V1.8 Build 186

**Ch1513/Area Scan (31x81x1):** Measurement grid: dx=20mm, dy=20mm  
Maximum value of SAR (interpolated) = 0.759 mW/g

**Ch1513/Zoom Scan (5x5x7)/Cube 1:** Measurement grid: dx=8mm, dy=8mm, dz=5mm  
Reference Value = 19.9 V/m; Power Drift = 0.053 dB  
Peak SAR (extrapolated) = 1.51 W/kg  
**SAR(1 g) = 0.933 mW/g; SAR(10 g) = 0.458 mW/g**  
Maximum value of SAR (measured) = 1.03 mW/g

**Ch1513/Zoom Scan (5x5x7)/Cube 0:** Measurement grid: dx=8mm, dy=8mm, dz=5mm  
Reference Value = 19.9 V/m; Power Drift = 0.053 dB  
Peak SAR (extrapolated) = 1.06 W/kg  
**SAR(1 g) = 0.744 mW/g; SAR(10 g) = 0.462 mW/g**  
Maximum value of SAR (measured) = 0.829 mW/g



0 dB = 0.829mW/g

### #61 WCDMA II\_RMC12.2K\_Bottom Face\_0cm\_Ch9400

**DUT: 252422**

Communication System: WCDMA; Frequency: 1880 MHz; Duty Cycle: 1:1

Medium: MSL\_1900\_120525 Medium parameters used:  $f = 1880$  MHz;  $\sigma = 1.49$  mho/m;  $\epsilon_r = 54.6$ ;  $\rho = 1000$  kg/m<sup>3</sup>

Ambient Temperature : 22.5 °C ; Liquid Temperature : 21.5 °C

DASY4 Configuration:

- Probe: ET3DV6R - SN1788; ConvF(4.06, 4.06, 4.06); Calibrated: 2012/1/26
- Sensor-Surface: 4mm (Mechanical Surface Detection)
- Electronics: DAE4 Sn778; Calibrated: 2011/11/22
- Phantom: ELI 4.0\_Front; Type: QDOVA001BB; Serial: 1026
- Measurement SW: DASY4, V4.7 Build 80; Postprocessing SW: SEMCAD, V1.8 Build 186

**Ch9400/Area Scan (81x131x1):** Measurement grid: dx=20mm, dy=20mm

Maximum value of SAR (interpolated) = 1.00 mW/g

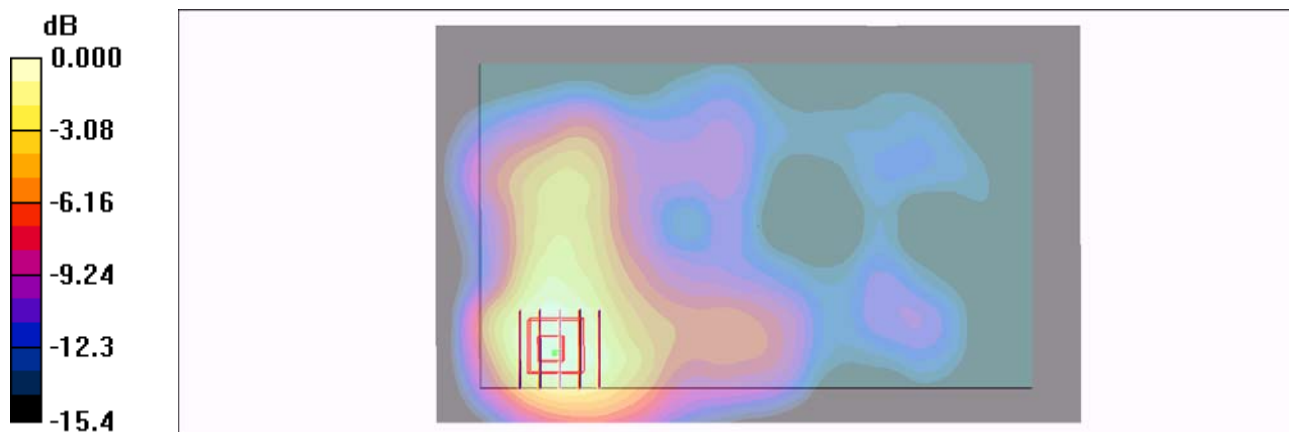
**Ch9400/Zoom Scan (5x5x7)/Cube 0:** Measurement grid: dx=8mm, dy=8mm, dz=5mm

Reference Value = 5.43 V/m; Power Drift = -0.097 dB

Peak SAR (extrapolated) = 1.33 W/kg

**SAR(1 g) = 0.863 mW/g; SAR(10 g) = 0.532 mW/g**

Maximum value of SAR (measured) = 0.931 mW/g



0 dB = 0.931mW/g

### #62 WCDMA II\_RMC12.2K\_Primary Portrait\_0cm\_Ch9400

**DUT: 252422**

Communication System: WCDMA; Frequency: 1880 MHz; Duty Cycle: 1:1

Medium: MSL\_1900\_120525 Medium parameters used:  $f = 1880$  MHz;  $\sigma = 1.49$  mho/m;  $\epsilon_r = 54.6$ ;  $\rho = 1000$  kg/m<sup>3</sup>

Ambient Temperature : 22.5 °C ; Liquid Temperature : 21.5 °C

DASY4 Configuration:

- Probe: ET3DV6R - SN1788; ConvF(4.06, 4.06, 4.06); Calibrated: 2012/1/26
- Sensor-Surface: 4mm (Mechanical Surface Detection)
- Electronics: DAE4 Sn778; Calibrated: 2011/11/22
- Phantom: ELI 4.0\_Front; Type: QDOVA001BB; Serial: 1026
- Measurement SW: DASY4, V4.7 Build 80; Postprocessing SW: SEMCAD, V1.8 Build 186

**Ch9400/Area Scan (31x81x1):** Measurement grid: dx=20mm, dy=20mm

Maximum value of SAR (interpolated) = 0.525 mW/g

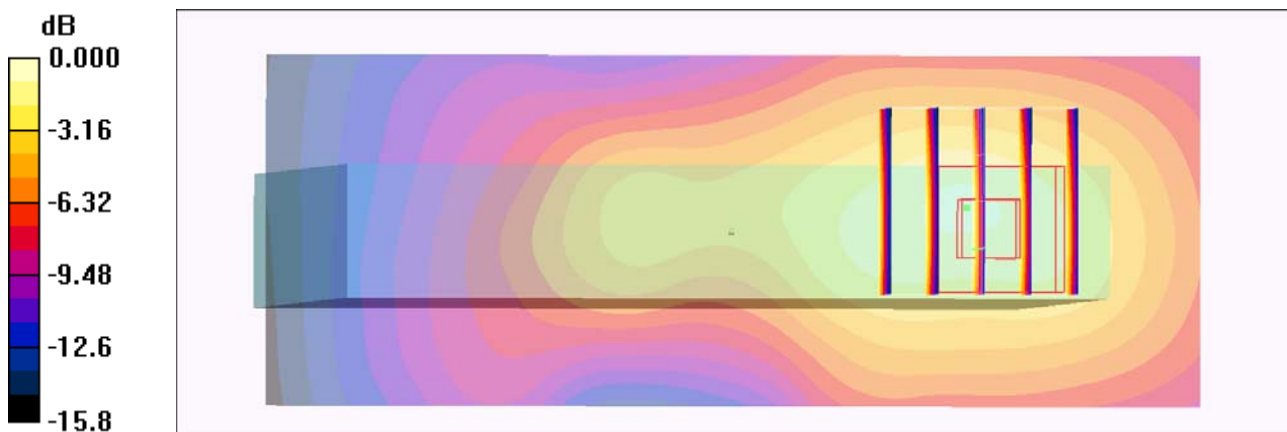
**Ch9400/Zoom Scan (5x5x7)/Cube 0:** Measurement grid: dx=8mm, dy=8mm, dz=5mm

Reference Value = 15.4 V/m; Power Drift = -0.072 dB

Peak SAR (extrapolated) = 0.969 W/kg

**SAR(1 g) = 0.619 mW/g; SAR(10 g) = 0.354 mW/g**

Maximum value of SAR (measured) = 0.635 mW/g



0 dB = 0.635mW/g



### #63 WCDMA II\_RMC12.2K\_Primary Landscape\_0cm\_Ch9400

**DUT: 252422**

Communication System: WCDMA; Frequency: 1880 MHz; Duty Cycle: 1:1

Medium: MSL\_1900\_120525 Medium parameters used:  $f = 1880$  MHz;  $\sigma = 1.49$  mho/m;  $\epsilon_r = 54.6$ ;  $\rho = 1000$  kg/m<sup>3</sup>

Ambient Temperature : 22.5 °C ; Liquid Temperature : 21.5 °C

DASY4 Configuration:

- Probe: ET3DV6R - SN1788; ConvF(4.06, 4.06, 4.06); Calibrated: 2012/1/26
- Sensor-Surface: 4mm (Mechanical Surface Detection)
- Electronics: DAE4 Sn778; Calibrated: 2011/11/22
- Phantom: ELI 4.0\_Front; Type: QDOVA001BB; Serial: 1026
- Measurement SW: DASY4, V4.7 Build 80; Postprocessing SW: SEMCAD, V1.8 Build 186

**Ch9400/Area Scan (31x131x1):** Measurement grid: dx=20mm, dy=20mm

Maximum value of SAR (interpolated) = 0.052 mW/g

**Ch9400/Zoom Scan (5x5x7)/Cube 0:** Measurement grid: dx=8mm, dy=8mm, dz=5mm

Reference Value = 5.28 V/m; Power Drift = -0.098 dB

Peak SAR (extrapolated) = 0.079 W/kg

**SAR(1 g) = 0.052 mW/g; SAR(10 g) = 0.030 mW/g**

Maximum value of SAR (measured) = 0.054 mW/g

**Ch9400/Zoom Scan (5x5x7)/Cube 1:** Measurement grid: dx=8mm, dy=8mm, dz=5mm

Reference Value = 5.28 V/m; Power Drift = -0.098 dB

Peak SAR (extrapolated) = 0.070 W/kg

**SAR(1 g) = 0.049 mW/g; SAR(10 g) = 0.033 mW/g**

Maximum value of SAR (measured) = 0.052 mW/g



0 dB = 0.052mW/g

### #64 WCDMA II\_RMC12.2K\_Front Face\_0cm\_Ch9400\_Holster

**DUT: 252422**

Communication System: WCDMA; Frequency: 1880 MHz; Duty Cycle: 1:1

Medium: MSL\_1900\_120525 Medium parameters used:  $f = 1880$  MHz;  $\sigma = 1.49$  mho/m;  $\epsilon_r = 54.6$ ;  $\rho = 1000$  kg/m<sup>3</sup>

Ambient Temperature : 22.5 °C ; Liquid Temperature : 21.5 °C

DASY4 Configuration:

- Probe: ET3DV6R - SN1788; ConvF(4.06, 4.06, 4.06); Calibrated: 2012/1/26
- Sensor-Surface: 4mm (Mechanical Surface Detection)
- Electronics: DAE4 Sn778; Calibrated: 2011/11/22
- Phantom: ELI 4.0\_Front; Type: QDOVA001BB; Serial: 1026
- Measurement SW: DASY4, V4.7 Build 80; Postprocessing SW: SEMCAD, V1.8 Build 186

**Ch9400/Area Scan (81x131x1):** Measurement grid: dx=20mm, dy=20mm

Maximum value of SAR (interpolated) = 0.496 mW/g

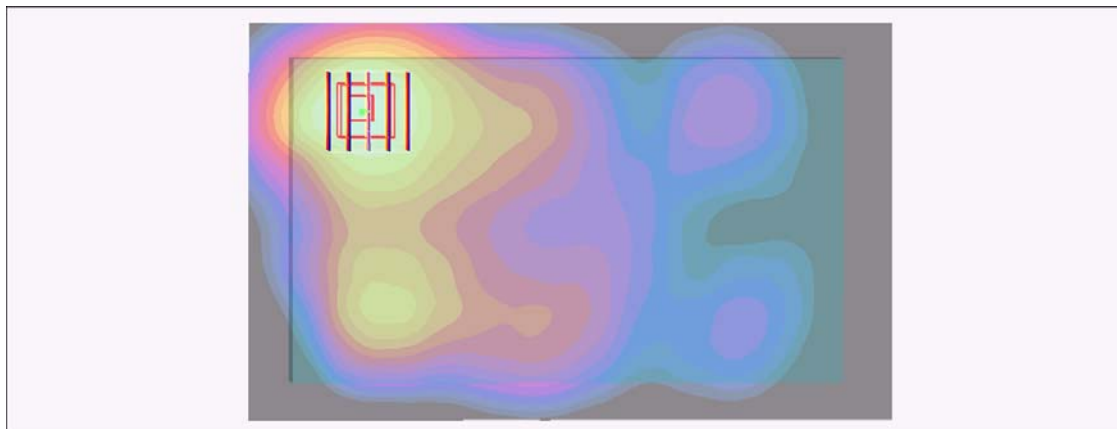
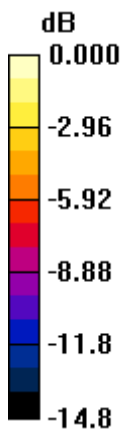
**Ch9400/Zoom Scan (5x5x7)/Cube 0:** Measurement grid: dx=8mm, dy=8mm, dz=5mm

Reference Value = 6.82 V/m; Power Drift = -0.074 dB

Peak SAR (extrapolated) = 0.710 W/kg

**SAR(1 g) = 0.465 mW/g; SAR(10 g) = 0.288 mW/g**

Maximum value of SAR (measured) = 0.506 mW/g



0 dB = 0.506mW/g

### #78 WCDMA II\_RMC12.2K\_Bottom Face\_0cm\_Ch9400\_Jelly Sets

**DUT: 252422**

Communication System: WCDMA; Frequency: 1880 MHz; Duty Cycle: 1:1

Medium: MSL\_1900\_120525 Medium parameters used:  $f = 1880$  MHz;  $\sigma = 1.49$  mho/m;  $\epsilon_r = 54.6$ ;  $\rho = 1000$  kg/m<sup>3</sup>

Ambient Temperature : 22.5 °C ; Liquid Temperature : 21.5 °C

DASY4 Configuration:

- Probe: ET3DV6R - SN1788; ConvF(4.06, 4.06, 4.06); Calibrated: 2012/1/26
- Sensor-Surface: 4mm (Mechanical Surface Detection)
- Electronics: DAE4 Sn778; Calibrated: 2011/11/22
- Phantom: ELI 4.0\_Front; Type: QDOVA001BB; Serial: 1026
- Measurement SW: DASY4, V4.7 Build 80; Postprocessing SW: SEMCAD, V1.8 Build 186

**Ch9400/Area Scan (81x61x1):** Measurement grid: dx=20mm, dy=20mm

Maximum value of SAR (interpolated) = 0.998 mW/g

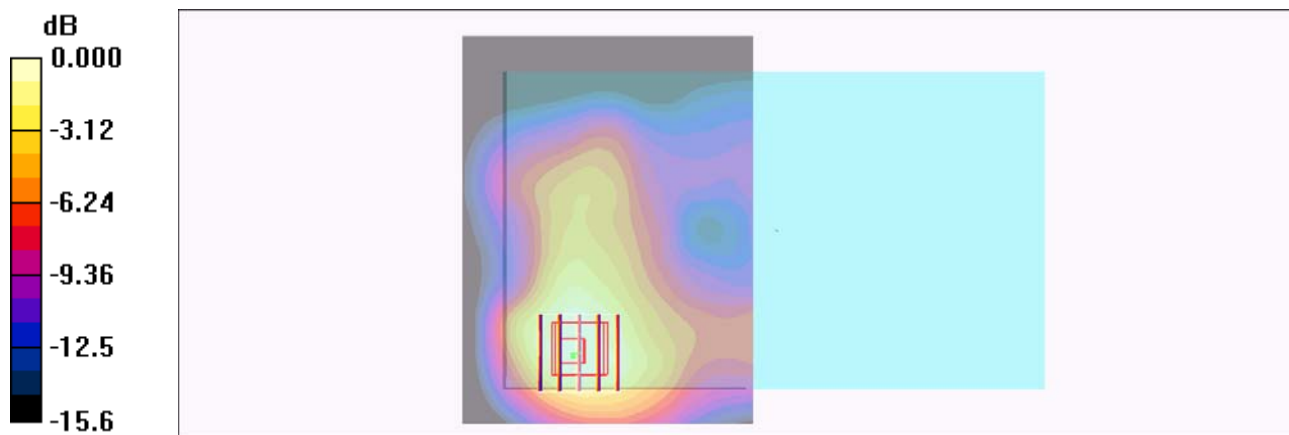
**Ch9400/Zoom Scan (5x5x7)/Cube 0:** Measurement grid: dx=8mm, dy=8mm, dz=5mm

Reference Value = 5.22 V/m; Power Drift = -0.036 dB

Peak SAR (extrapolated) = 1.32 W/kg

**SAR(1 g) = 0.865 mW/g; SAR(10 g) = 0.534 mW/g**

Maximum value of SAR (measured) = 0.946 mW/g



0 dB = 0.946mW/g

### #78 WCDMA II\_RMC12.2K\_Bottom Face\_0cm\_Ch9400\_Jelly Sets\_2D

**DUT: 252422**

Communication System: WCDMA; Frequency: 1880 MHz; Duty Cycle: 1:1

Medium: MSL\_1900\_120525 Medium parameters used:  $f = 1880$  MHz;  $\sigma = 1.49$  mho/m;  $\epsilon_r = 54.6$ ;

$\rho = 1000$  kg/m<sup>3</sup>

Ambient Temperature : 22.5 °C ; Liquid Temperature : 21.5 °C

DASY4 Configuration:

- Probe: ET3DV6R - SN1788; ConvF(4.06, 4.06, 4.06); Calibrated: 2012/1/26
- Sensor-Surface: 4mm (Mechanical Surface Detection)
- Electronics: DAE4 Sn778; Calibrated: 2011/11/22
- Phantom: ELI 4.0\_Front; Type: QDOVA001BB; Serial: 1026
- Measurement SW: DASY4, V4.7 Build 80; Postprocessing SW: SEMCAD, V1.8 Build 186

**Ch9400/Area Scan (81x61x1):** Measurement grid: dx=20mm, dy=20mm

Maximum value of SAR (interpolated) = 0.998 mW/g

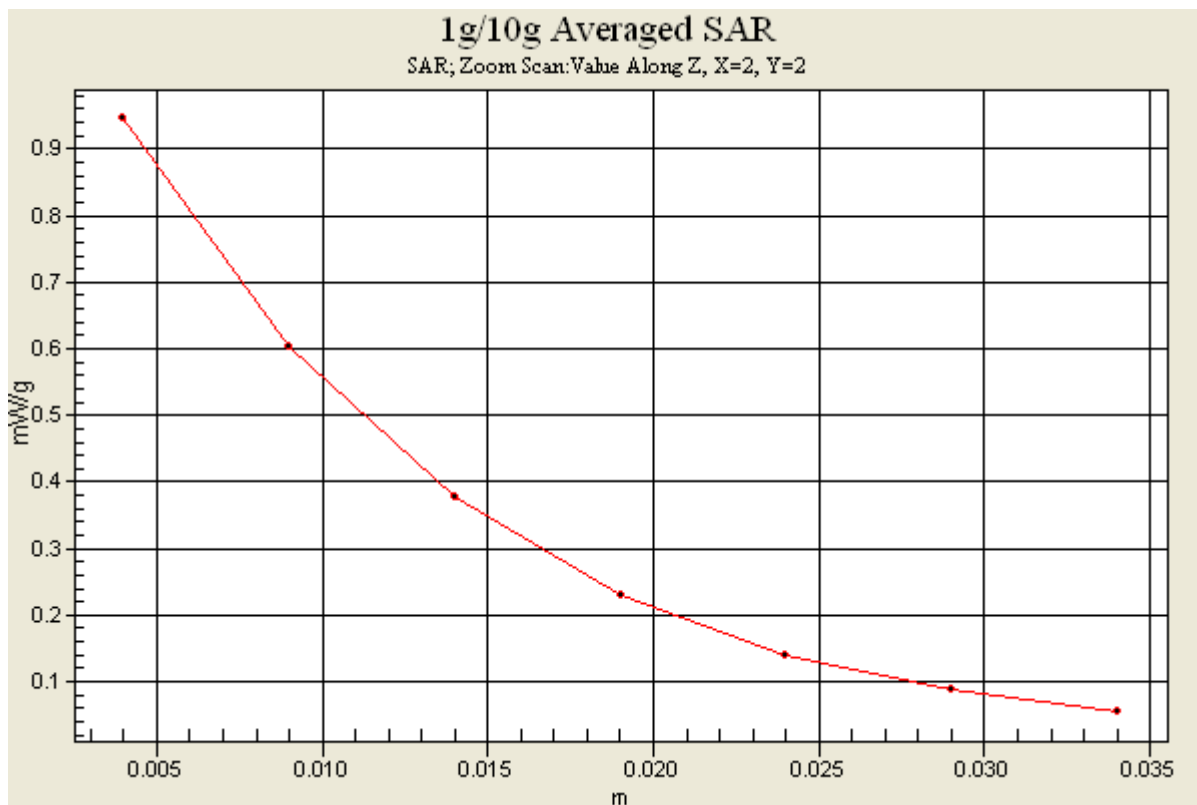
**Ch9400/Zoom Scan (5x5x7)/Cube 0:** Measurement grid: dx=8mm, dy=8mm, dz=5mm

Reference Value = 5.22 V/m; Power Drift = -0.036 dB

Peak SAR (extrapolated) = 1.32 W/kg

**SAR(1 g) = 0.865 mW/g; SAR(10 g) = 0.534 mW/g**

Maximum value of SAR (measured) = 0.946 mW/g



### #65 WCDMA II\_RMC12.2K\_Bottom Face\_0cm\_Ch9262

**DUT: 252422**

Communication System: WCDMA; Frequency: 1852.4 MHz; Duty Cycle: 1:1

Medium: MSL\_1900\_120525 Medium parameters used :  $f = 1852.4$  MHz;  $\sigma = 1.46$  mho/m;  $\epsilon_r = 54.7$ ;

$\rho = 1000$  kg/m<sup>3</sup>

Ambient Temperature : 22.5 °C ; Liquid Temperature : 21.5 °C

DASY4 Configuration:

- Probe: ET3DV6R - SN1788; ConvF(4.06, 4.06, 4.06); Calibrated: 2012/1/26
- Sensor-Surface: 4mm (Mechanical Surface Detection)
- Electronics: DAE4 Sn778; Calibrated: 2011/11/22
- Phantom: ELI 4.0\_Front; Type: QDOVA001BB; Serial: 1026
- Measurement SW: DASY4, V4.7 Build 80; Postprocessing SW: SEMCAD, V1.8 Build 186

**Ch9262/Area Scan (81x61x1):** Measurement grid: dx=20mm, dy=20mm

Maximum value of SAR (interpolated) = 0.948 mW/g


**Ch9262/Zoom Scan (5x5x7)/Cube 0:** Measurement grid: dx=8mm, dy=8mm, dz=5mm

Reference Value = 4.92 V/m; Power Drift = 0.034 dB

Peak SAR (extrapolated) = 1.24 W/kg

**SAR(1 g) = 0.819 mW/g; SAR(10 g) = 0.502 mW/g**

Maximum value of SAR (measured) = 0.893 mW/g



0 dB = 0.893mW/g

### #66 WCDMA II\_RMC12.2K\_Bottom Face\_0cm\_Ch9538

**DUT: 252422**

Communication System: WCDMA; Frequency: 1907.6 MHz; Duty Cycle: 1:1

Medium: MSL\_1900\_120525 Medium parameters used:  $f = 1908$  MHz;  $\sigma = 1.53$  mho/m;  $\epsilon_r = 54.6$ ;  $\rho = 1000$  kg/m<sup>3</sup>

Ambient Temperature : 22.5 °C ; Liquid Temperature : 21.5 °C

DASY4 Configuration:

- Probe: ET3DV6R - SN1788; ConvF(4.06, 4.06, 4.06); Calibrated: 2012/1/26
- Sensor-Surface: 4mm (Mechanical Surface Detection)
- Electronics: DAE4 Sn778; Calibrated: 2011/11/22
- Phantom: ELI 4.0\_Front; Type: QDOVA001BB; Serial: 1026
- Measurement SW: DASY4, V4.7 Build 80; Postprocessing SW: SEMCAD, V1.8 Build 186

**Ch9538/Area Scan (81x61x1):** Measurement grid: dx=20mm, dy=20mm

Maximum value of SAR (interpolated) = 0.896 mW/g


**Ch9538/Zoom Scan (5x5x7)/Cube 0:** Measurement grid: dx=8mm, dy=8mm, dz=5mm

Reference Value = 5.51 V/m; Power Drift = -0.004 dB

Peak SAR (extrapolated) = 1.19 W/kg

**SAR(1 g) = 0.765 mW/g; SAR(10 g) = 0.469 mW/g**

Maximum value of SAR (measured) = 0.832 mW/g



0 dB = 0.832mW/g

### #79 WCDMA II\_RMC12.2K\_Bottom Face\_0cm\_Ch9262\_Jelly Sets

**DUT: 252422**

Communication System: WCDMA; Frequency: 1852.4 MHz; Duty Cycle: 1:1

Medium: MSL\_1900\_120525 Medium parameters used :  $f = 1852.4$  MHz;  $\sigma = 1.46$  mho/m;  $\epsilon_r = 54.7$ ;

$\rho = 1000$  kg/m<sup>3</sup>

Ambient Temperature : 22.5 °C ; Liquid Temperature : 21.5 °C

DASY4 Configuration:

- Probe: ET3DV6R - SN1788; ConvF(4.06, 4.06, 4.06); Calibrated: 2012/1/26
- Sensor-Surface: 4mm (Mechanical Surface Detection)
- Electronics: DAE4 Sn778; Calibrated: 2011/11/22
- Phantom: ELI 4.0\_Front; Type: QDOVA001BB; Serial: 1026
- Measurement SW: DASY4, V4.7 Build 80; Postprocessing SW: SEMCAD, V1.8 Build 186

**Ch9262/Area Scan (81x61x1):** Measurement grid: dx=20mm, dy=20mm

Maximum value of SAR (interpolated) = 0.907 mW/g

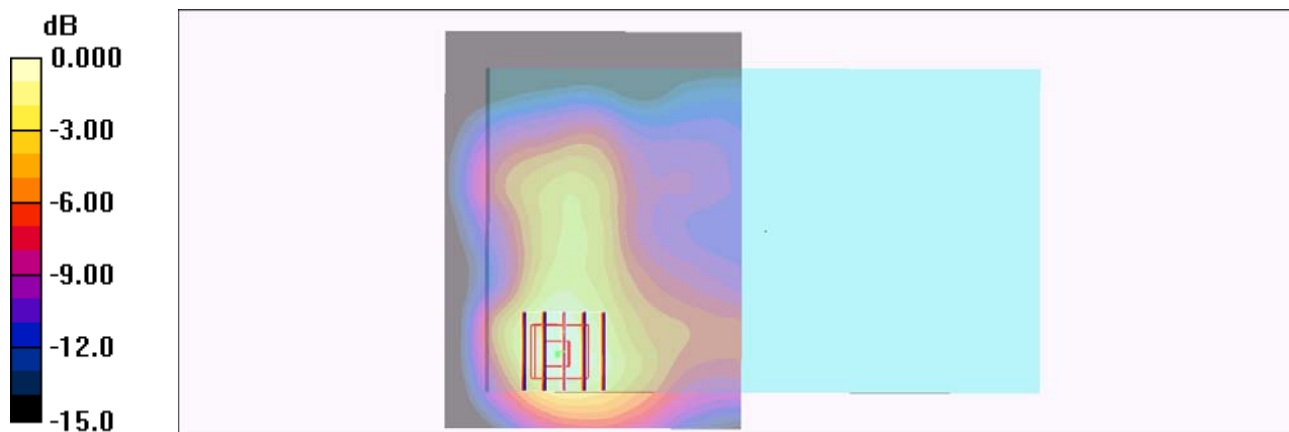
**Ch9262/Zoom Scan (5x5x7)/Cube 0:** Measurement grid: dx=8mm, dy=8mm, dz=5mm

Reference Value = 4.86 V/m; Power Drift = -0.054 dB

Peak SAR (extrapolated) = 1.21 W/kg

**SAR(1 g) = 0.795 mW/g; SAR(10 g) = 0.480 mW/g**

Maximum value of SAR (measured) = 0.867 mW/g



0 dB = 0.867mW/g

### #80 WCDMA II\_RMC12.2K\_Bottom Face\_0cm\_Ch9538\_Jelly Sets

**DUT: 252422**

Communication System: WCDMA; Frequency: 1907.6 MHz; Duty Cycle: 1:1

Medium: MSL\_1900\_120525 Medium parameters used:  $f = 1908$  MHz;  $\sigma = 1.53$  mho/m;  $\epsilon_r = 54.6$ ;  $\rho$

$= 1000$  kg/m<sup>3</sup>

Ambient Temperature : 22.5 °C ; Liquid Temperature : 21.5 °C

DASY4 Configuration:

- Probe: ET3DV6R - SN1788; ConvF(4.06, 4.06, 4.06); Calibrated: 2012/1/26

- Sensor-Surface: 4mm (Mechanical Surface Detection)

- Electronics: DAE4 Sn778; Calibrated: 2011/11/22

- Phantom: ELI 4.0\_Front; Type: QDOVA001BB; Serial: 1026

- Measurement SW: DASY4, V4.7 Build 80; Postprocessing SW: SEMCAD, V1.8 Build 186

**Ch9538/Area Scan (81x61x1):** Measurement grid: dx=20mm, dy=20mm

Maximum value of SAR (interpolated) = 0.863 mW/g

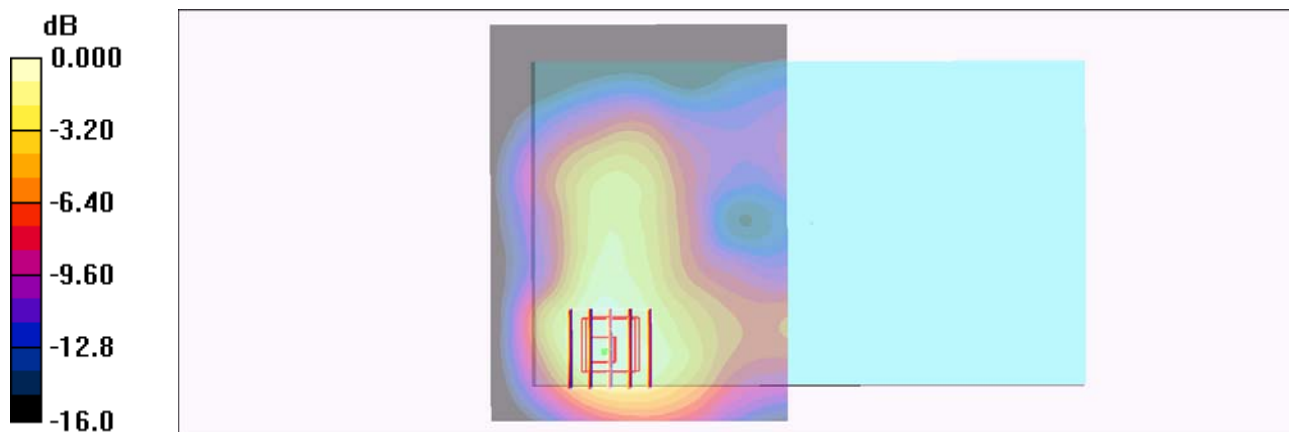
**Ch9538/Zoom Scan (5x5x7)/Cube 0:** Measurement grid: dx=8mm, dy=8mm, dz=5mm

Reference Value = 5.56 V/m; Power Drift = -0.173 dB

Peak SAR (extrapolated) = 1.18 W/kg

**SAR(1 g) = 0.759 mW/g; SAR(10 g) = 0.464 mW/g**

Maximum value of SAR (measured) = 0.831 mW/g



0 dB = 0.831mW/g



### #55 WCDMA II\_RMC12.2K\_Bottom Face\_0cm\_Ch9400\_Hand Strap

**DUT: 252422**

Communication System: WCDMA; Frequency: 1880 MHz; Duty Cycle: 1:1

Medium: MSL\_1900\_120525 Medium parameters used:  $f = 1880$  MHz;  $\sigma = 1.49$  mho/m;  $\epsilon_r = 54.6$ ;  $\rho = 1000$  kg/m<sup>3</sup>

Ambient Temperature : 22.5 °C ; Liquid Temperature : 21.5 °C

DASY4 Configuration:

- Probe: ET3DV6R - SN1788; ConvF(4.06, 4.06, 4.06); Calibrated: 2012/1/26
- Sensor-Surface: 4mm (Mechanical Surface Detection)
- Electronics: DAE4 Sn778; Calibrated: 2011/11/22
- Phantom: ELI 4.0\_Front; Type: QDOVA001BB; Serial: 1026
- Measurement SW: DASY4, V4.7 Build 80; Postprocessing SW: SEMCAD, V1.8 Build 186

**Ch9400/Area Scan (81x131x1):** Measurement grid: dx=20mm, dy=20mm

Maximum value of SAR (interpolated) = 0.213 mW/g

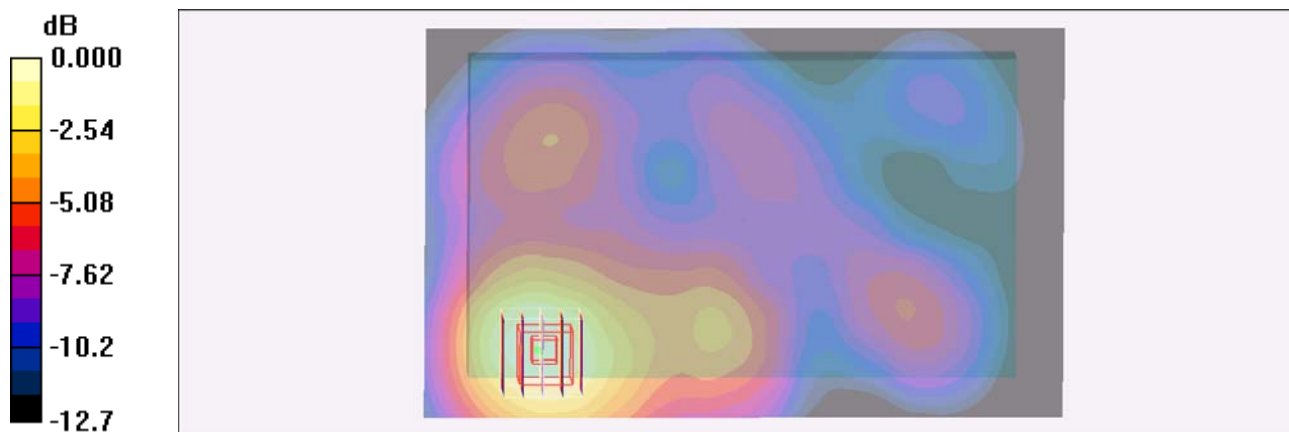
**Ch9400/Zoom Scan (5x5x7)/Cube 0:** Measurement grid: dx=8mm, dy=8mm, dz=5mm

Reference Value = 5.15 V/m; Power Drift = -0.049 dB

Peak SAR (extrapolated) = 0.271 W/kg

**SAR(1 g) = 0.197 mW/g; SAR(10 g) = 0.131 mW/g**

Maximum value of SAR (measured) = 0.211 mW/g



0 dB = 0.211mW/g

## #56 WCDMA II\_RMC12.2K\_Primary Portrait\_0cm\_Ch9400\_Hand Strap

**DUT: 252422**

Communication System: WCDMA; Frequency: 1880 MHz; Duty Cycle: 1:1

Medium: MSL\_1900\_120525 Medium parameters used:  $f = 1880$  MHz;  $\sigma = 1.49$  mho/m;  $\epsilon_r = 54.6$ ;  $\rho = 1000$  kg/m<sup>3</sup>

Ambient Temperature : 22.5 °C ; Liquid Temperature : 21.5 °C

DASY4 Configuration:

- Probe: ET3DV6R - SN1788; ConvF(4.06, 4.06, 4.06); Calibrated: 2012/1/26
- Sensor-Surface: 4mm (Mechanical Surface Detection)
- Electronics: DAE4 Sn778; Calibrated: 2011/11/22
- Phantom: ELI 4.0\_Front; Type: QDOVA001BB; Serial: 1026
- Measurement SW: DASY4, V4.7 Build 80; Postprocessing SW: SEMCAD, V1.8 Build 186

**Ch9400/Area Scan (31x81x1):** Measurement grid: dx=20mm, dy=20mm

Maximum value of SAR (interpolated) = 0.554 mW/g

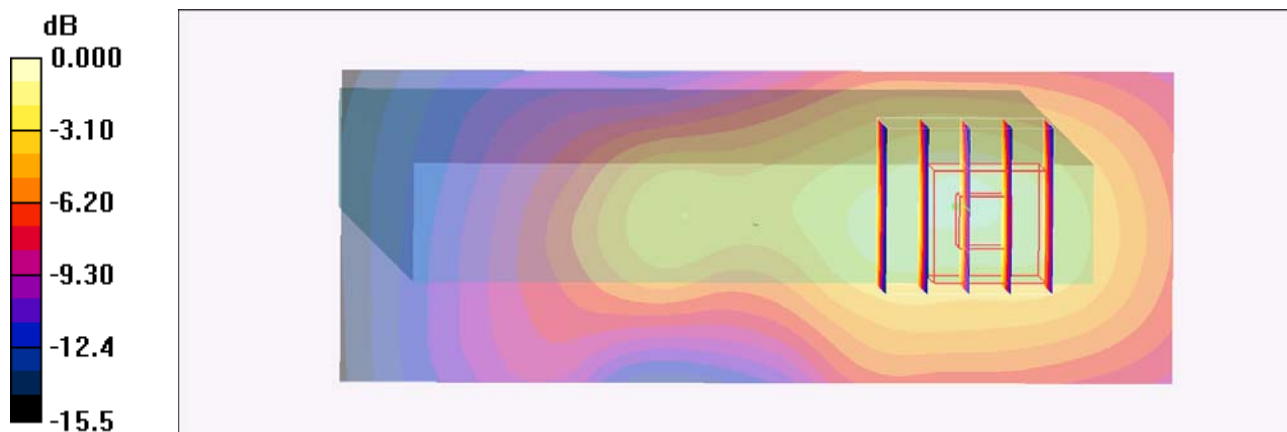
**Ch9400/Zoom Scan (5x5x7)/Cube 0:** Measurement grid: dx=8mm, dy=8mm, dz=5mm

Reference Value = 15.7 V/m; Power Drift = -0.013 dB

Peak SAR (extrapolated) = 0.972 W/kg

**SAR(1 g) = 0.628 mW/g; SAR(10 g) = 0.363 mW/g**

Maximum value of SAR (measured) = 0.646 mW/g



0 dB = 0.646mW/g

### #57 WCDMA II\_RMC12.2K\_Primary Landscape\_0cm\_Ch9400\_Hand Strap

**DUT: 252422**

Communication System: WCDMA; Frequency: 1880 MHz; Duty Cycle: 1:1

Medium: MSL\_1900\_120525 Medium parameters used:  $f = 1880$  MHz;  $\sigma = 1.49$  mho/m;  $\epsilon_r = 54.6$ ;  $\rho = 1000$  kg/m<sup>3</sup>

Ambient Temperature : 22.5 °C ; Liquid Temperature : 21.5 °C

DASY4 Configuration:

- Probe: ET3DV6R - SN1788; ConvF(4.06, 4.06, 4.06); Calibrated: 2012/1/26
- Sensor-Surface: 4mm (Mechanical Surface Detection)
- Electronics: DAE4 Sn778; Calibrated: 2011/11/22
- Phantom: ELI 4.0\_Front; Type: QDOVA001BB; Serial: 1026
- Measurement SW: DASY4, V4.7 Build 80; Postprocessing SW: SEMCAD, V1.8 Build 186

**Ch9400/Area Scan (31x131x1):** Measurement grid: dx=20mm, dy=20mm

Maximum value of SAR (interpolated) = 0.059 mW/g

**Ch9400/Zoom Scan (5x5x7)/Cube 0:** Measurement grid: dx=8mm, dy=8mm, dz=5mm

Reference Value = 5.44 V/m; Power Drift = -0.020 dB

Peak SAR (extrapolated) = 0.096 W/kg

**SAR(1 g) = 0.063 mW/g; SAR(10 g) = 0.038 mW/g**

Maximum value of SAR (measured) = 0.067 mW/g

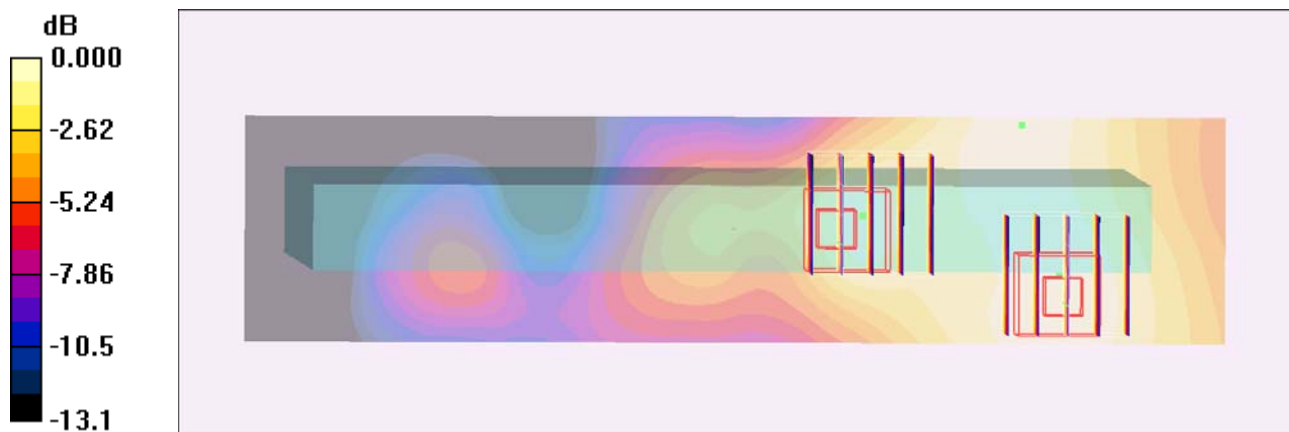
**Ch9400/Zoom Scan (5x5x7)/Cube 1:** Measurement grid: dx=8mm, dy=8mm, dz=5mm

Reference Value = 5.44 V/m; Power Drift = -0.020 dB

Peak SAR (extrapolated) = 0.079 W/kg

**SAR(1 g) = 0.057 mW/g; SAR(10 g) = 0.039 mW/g**

Maximum value of SAR (measured) = 0.061 mW/g



0 dB = 0.061mW/g

## #58 WCDMA II\_RMC12.2K\_Front Face\_0cm\_Ch9400\_Hand Strap\_Holster

**DUT: 252422**

Communication System: WCDMA; Frequency: 1880 MHz; Duty Cycle: 1:1

Medium: MSL\_1900\_120525 Medium parameters used:  $f = 1880$  MHz;  $\sigma = 1.49$  mho/m;  $\epsilon_r = 54.6$ ;  $\rho = 1000$  kg/m<sup>3</sup>

Ambient Temperature : 22.5 °C ; Liquid Temperature : 21.5 °C

DASY4 Configuration:

- Probe: ET3DV6R - SN1788; ConvF(4.06, 4.06, 4.06); Calibrated: 2012/1/26
- Sensor-Surface: 4mm (Mechanical Surface Detection)
- Electronics: DAE4 Sn778; Calibrated: 2011/11/22
- Phantom: ELI 4.0\_Front; Type: QDOVA001BB; Serial: 1026
- Measurement SW: DASY4, V4.7 Build 80; Postprocessing SW: SEMCAD, V1.8 Build 186

**Ch9400/Area Scan (81x131x1):** Measurement grid: dx=20mm, dy=20mm

Maximum value of SAR (interpolated) = 0.559 mW/g

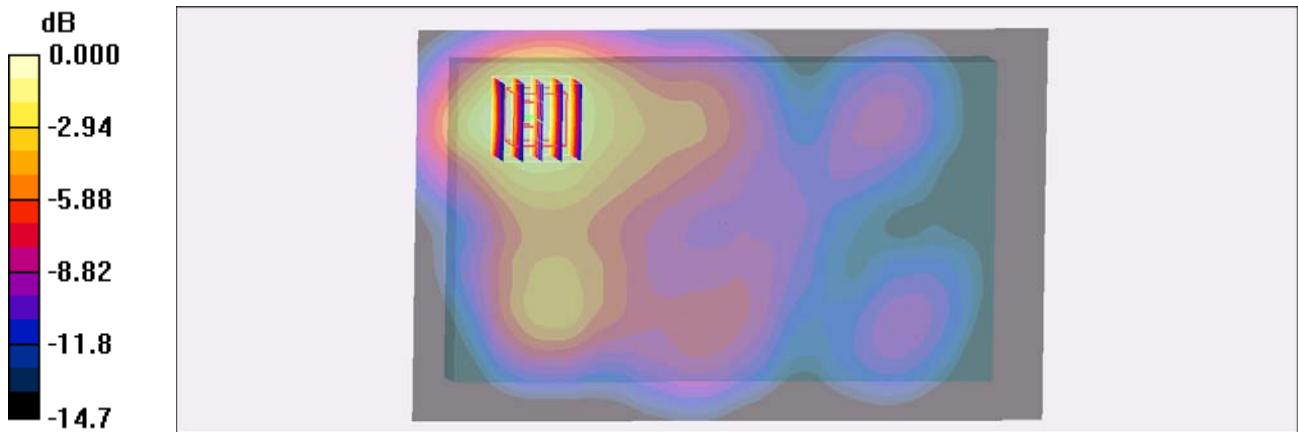
**Ch9400/Zoom Scan (5x5x7)/Cube 0:** Measurement grid: dx=8mm, dy=8mm, dz=5mm

Reference Value = 7.49 V/m; Power Drift = -0.019 dB

Peak SAR (extrapolated) = 0.794 W/kg

**SAR(1 g) = 0.534 mW/g; SAR(10 g) = 0.330 mW/g**

Maximum value of SAR (measured) = 0.578 mW/g



0 dB = 0.578mW/g

### #59 WCDMA II\_RMC12.2K\_Primary Portrait\_0cm\_Ch9400\_Hand Strap\_Jelly Sets

**DUT: 252422**

Communication System: WCDMA; Frequency: 1880 MHz; Duty Cycle: 1:1

Medium: MSL\_1900\_120525 Medium parameters used:  $f = 1880$  MHz;  $\sigma = 1.49$  mho/m;  $\epsilon_r = 54.6$ ;  $\rho = 1000$  kg/m<sup>3</sup>

Ambient Temperature : 22.5 °C ; Liquid Temperature : 21.5 °C

DASY4 Configuration:

- Probe: ET3DV6R - SN1788; ConvF(4.06, 4.06, 4.06); Calibrated: 2012/1/26
- Sensor-Surface: 4mm (Mechanical Surface Detection)
- Electronics: DAE4 Sn778; Calibrated: 2011/11/22
- Phantom: ELI 4.0\_Front; Type: QDOVA001BB; Serial: 1026
- Measurement SW: DASY4, V4.7 Build 80; Postprocessing SW: SEMCAD, V1.8 Build 186

**Ch9400/Area Scan (31x81x1):** Measurement grid: dx=20mm, dy=20mm

Maximum value of SAR (interpolated) = 0.661 mW/g


**Ch9400/Zoom Scan (5x5x7)/Cube 0:** Measurement grid: dx=8mm, dy=8mm, dz=5mm

Reference Value = 13.8 V/m; Power Drift = 0.015 dB

Peak SAR (extrapolated) = 1.21 W/kg

**SAR(1 g) = 0.756 mW/g; SAR(10 g) = 0.422 mW/g**

Maximum value of SAR (measured) = 0.795 mW/g



0 dB = 0.795mW/g

### #59 WCDMA II\_RMC12.2K\_Primary Portrait\_0cm\_Ch9400\_Hand Strap\_Jelly Sets\_2D

**DUT: 252422**

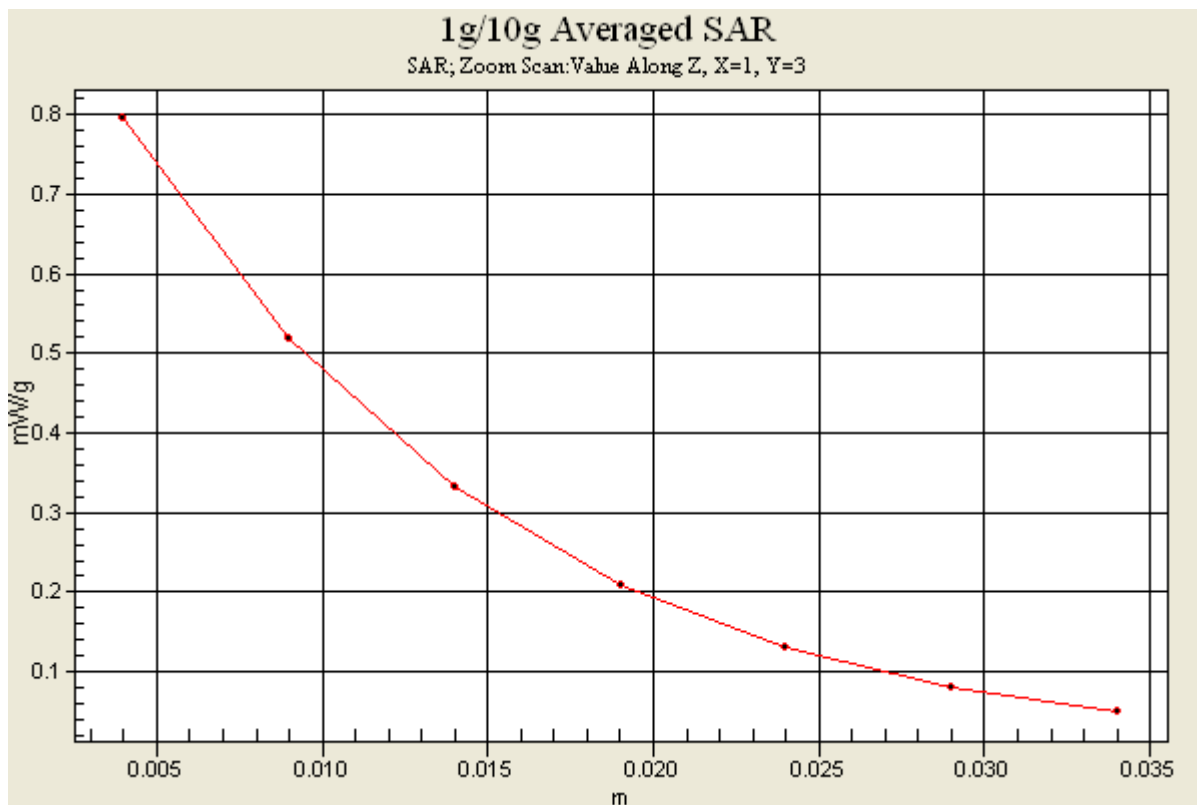
Communication System: WCDMA; Frequency: 1880 MHz; Duty Cycle: 1:1  
Medium: MSL\_1900\_120525 Medium parameters used:  $f = 1880$  MHz;  $\sigma = 1.49$  mho/m;  $\epsilon_r = 54.6$ ;  
 $\rho = 1000$  kg/m<sup>3</sup>  
Ambient Temperature : 22.5 °C ; Liquid Temperature : 21.5 °C

DASY4 Configuration:

- Probe: ET3DV6R - SN1788; ConvF(4.06, 4.06, 4.06); Calibrated: 2012/1/26
- Sensor-Surface: 4mm (Mechanical Surface Detection)
- Electronics: DAE4 Sn778; Calibrated: 2011/11/22
- Phantom: ELI 4.0\_Front; Type: QDOVA001BB; Serial: 1026
- Measurement SW: DASY4, V4.7 Build 80; Postprocessing SW: SEMCAD, V1.8 Build 186

**Ch9400/Area Scan (31x81x1):** Measurement grid: dx=20mm, dy=20mm  
Maximum value of SAR (interpolated) = 0.661 mW/g

**Ch9400/Zoom Scan (5x5x7)/Cube 0:** Measurement grid: dx=8mm, dy=8mm, dz=5mm  
Reference Value = 13.8 V/m; Power Drift = 0.015 dB  
Peak SAR (extrapolated) = 1.21 W/kg  
**SAR(1 g) = 0.756 mW/g; SAR(10 g) = 0.422 mW/g**  
Maximum value of SAR (measured) = 0.795 mW/g



### #21 CDMA2000 BC0\_RTAP153.6\_Bottom Face\_0cm\_Ch384

**DUT: 252422**

Communication System: CDMA ; Frequency: 836.52 MHz;Duty Cycle: 1:1

Medium: MSL\_850\_120525 Medium parameters used:  $f = 837$  MHz;  $\sigma = 0.965$  mho/m;  $\epsilon_r = 54.5$ ;  $\rho = 1000$  kg/m<sup>3</sup>

Ambient Temperature : 22.5 °C ; Liquid Temperature : 21.5 °C

DASY4 Configuration:

- Probe: ET3DV6R - SN1788; ConvF(5.75, 5.75, 5.75); Calibrated: 2012/1/26
- Sensor-Surface: 4mm (Mechanical Surface Detection)
- Electronics: DAE4 Sn778; Calibrated: 2011/11/22
- Phantom: ELI 4.0\_Front; Type: QDOVA001BB; Serial: 1026
- Measurement SW: DASY4, V4.7 Build 80; Postprocessing SW: SEMCAD, V1.8 Build 186

**Ch384/Area Scan (81x131x1):** Measurement grid: dx=20mm, dy=20mm

Maximum value of SAR (interpolated) = 0.976 mW/g

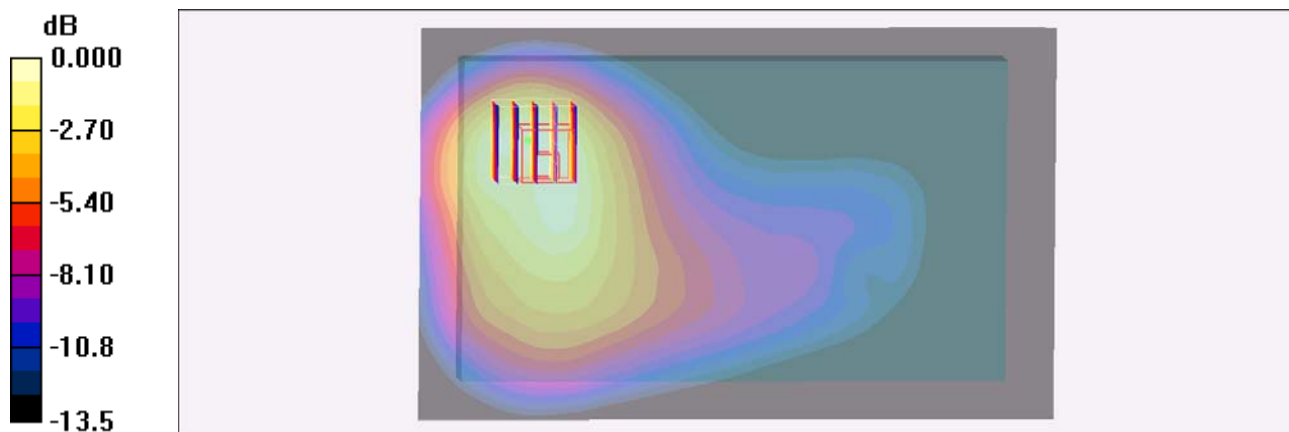
**Ch384/Zoom Scan (5x5x7)/Cube 0:** Measurement grid: dx=8mm, dy=8mm, dz=5mm

Reference Value = 12.3 V/m; Power Drift = -0.111 dB

Peak SAR (extrapolated) = 1.49 W/kg

**SAR(1 g) = 0.965 mW/g; SAR(10 g) = 0.606 mW/g**

Maximum value of SAR (measured) = 1.03 mW/g



0 dB = 1.03mW/g

## #22 CDMA2000 BC0\_RTAP153.6\_Primary Portrait\_0cm\_Ch384

**DUT: 252422**

Communication System: CDMA ; Frequency: 836.52 MHz;Duty Cycle: 1:1

Medium: MSL\_850\_120525 Medium parameters used:  $f = 837$  MHz;  $\sigma = 0.965$  mho/m;  $\epsilon_r = 54.5$ ;  $\rho = 1000$  kg/m<sup>3</sup>

Ambient Temperature : 22.5 °C ; Liquid Temperature : 21.5 °C

DASY4 Configuration:

- Probe: ET3DV6R - SN1788; ConvF(5.75, 5.75, 5.75); Calibrated: 2012/1/26
- Sensor-Surface: 4mm (Mechanical Surface Detection)
- Electronics: DAE4 Sn778; Calibrated: 2011/11/22
- Phantom: ELI 4.0\_Front; Type: QDOVA001BB; Serial: 1026
- Measurement SW: DASY4, V4.7 Build 80; Postprocessing SW: SEMCAD, V1.8 Build 186

**Ch384/Area Scan (31x81x1):** Measurement grid: dx=20mm, dy=20mm

Maximum value of SAR (interpolated) = 0.716 mW/g

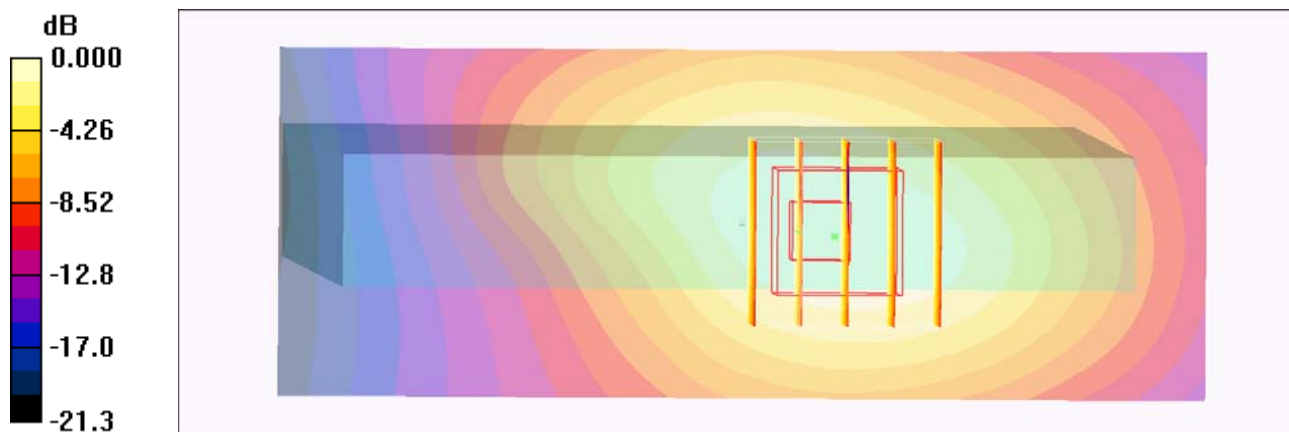
**Ch384/Zoom Scan (5x5x7)/Cube 0:** Measurement grid: dx=8mm, dy=8mm, dz=5mm

Reference Value = 27.3 V/m; Power Drift = -0.076 dB

Peak SAR (extrapolated) = 0.900 W/kg

**SAR(1 g) = 0.658 mW/g; SAR(10 g) = 0.445 mW/g**

Maximum value of SAR (measured) = 0.705 mW/g



0 dB = 0.705mW/g



### #23 CDMA2000 BC0\_RTAP153.6\_Primary Landscape\_0cm\_Ch384

**DUT: 252422**

Communication System: CDMA ; Frequency: 836.52 MHz;Duty Cycle: 1:1

Medium: MSL\_850\_120525 Medium parameters used:  $f = 837$  MHz;  $\sigma = 0.965$  mho/m;  $\epsilon_r = 54.5$ ;  $\rho = 1000$  kg/m<sup>3</sup>

Ambient Temperature : 22.5 °C ; Liquid Temperature : 21.5 °C

DASY4 Configuration:

- Probe: ET3DV6R - SN1788; ConvF(5.75, 5.75, 5.75); Calibrated: 2012/1/26
- Sensor-Surface: 4mm (Mechanical Surface Detection)
- Electronics: DAE4 Sn778; Calibrated: 2011/11/22
- Phantom: ELI 4.0\_Front; Type: QDOVA001BB; Serial: 1026
- Measurement SW: DASY4, V4.7 Build 80; Postprocessing SW: SEMCAD, V1.8 Build 186

**Ch384/Area Scan (31x131x1):** Measurement grid: dx=20mm, dy=20mm

Maximum value of SAR (interpolated) = 0.422 mW/g

**Ch384/Zoom Scan (5x5x7)/Cube 0:** Measurement grid: dx=8mm, dy=8mm, dz=5mm

Reference Value = 15.5 V/m; Power Drift = -0.04 dB

Peak SAR (extrapolated) = 0.928 W/kg

**SAR(1 g) = 0.427 mW/g; SAR(10 g) = 0.227 mW/g**

Maximum value of SAR (measured) = 0.418 mW/g



### #24 CDMA2000 BC0\_RTAP153.6\_Front Face\_0cm\_Ch384\_Holster

**DUT: 252422**

Communication System: CDMA ; Frequency: 836.52 MHz;Duty Cycle: 1:1

Medium: MSL\_850\_120525 Medium parameters used:  $f = 837 \text{ MHz}$ ;  $\sigma = 0.965 \text{ mho/m}$ ;  $\epsilon_r = 54.5$ ;  $\rho = 1000 \text{ kg/m}^3$

Ambient Temperature : 22.5 °C ; Liquid Temperature : 21.5 °C

DASY4 Configuration:

- Probe: ET3DV6R - SN1788; ConvF(5.75, 5.75, 5.75); Calibrated: 2012/1/26
- Sensor-Surface: 4mm (Mechanical Surface Detection)
- Electronics: DAE4 Sn778; Calibrated: 2011/11/22
- Phantom: ELI 4.0\_Front; Type: QDOVA001BB; Serial: 1026
- Measurement SW: DASY4, V4.7 Build 80; Postprocessing SW: SEMCAD, V1.8 Build 186

**Ch384/Area Scan (81x131x1):** Measurement grid: dx=20mm, dy=20mm

Maximum value of SAR (interpolated) = 0.385 mW/g

**Ch384/Zoom Scan (5x5x7)/Cube 0:** Measurement grid: dx=8mm, dy=8mm, dz=5mm

Reference Value = 9.91 V/m; Power Drift = -0.094 dB

Peak SAR (extrapolated) = 0.991 W/kg

**SAR(1 g) = 0.414 mW/g; SAR(10 g) = 0.229 mW/g**

Maximum value of SAR (measured) = 0.344 mW/g

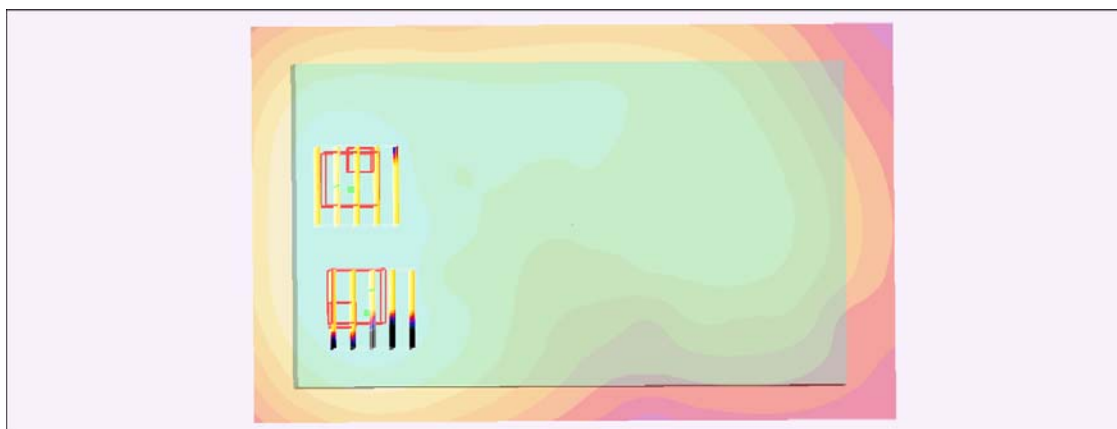
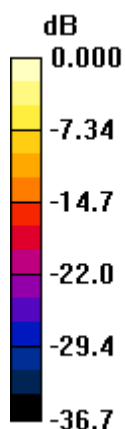
**Ch384/Zoom Scan (5x5x7)/Cube 1:** Measurement grid: dx=8mm, dy=8mm, dz=5mm

Reference Value = 9.91 V/m; Power Drift = -0.094 dB

Peak SAR (extrapolated) = 0.614 W/kg

**SAR(1 g) = 0.384 mW/g; SAR(10 g) = 0.265 mW/g**

Maximum value of SAR (measured) = 0.394 mW/g



0 dB = 0.394mW/g

### #75 CDMA2000 BC0\_RTAP153.6\_Bottom Face\_0cm\_Ch384\_Jelly Sets

**DUT: 252422**

Communication System: CDMA ; Frequency: 836.52 MHz;Duty Cycle: 1:1

Medium: MSL\_850\_120525 Medium parameters used:  $f = 837$  MHz;  $\sigma = 0.965$  mho/m;  $\epsilon_r = 54.5$ ;  $\rho = 1000$  kg/m<sup>3</sup>

Ambient Temperature : 22.5 °C ; Liquid Temperature : 21.5 °C

DASY4 Configuration:

- Probe: ET3DV6R - SN1788; ConvF(5.75, 5.75, 5.75); Calibrated: 2012/1/26
- Sensor-Surface: 4mm (Mechanical Surface Detection)
- Electronics: DAE4 Sn778; Calibrated: 2011/11/22
- Phantom: ELI 4.0\_Front; Type: QDOVA001BB; Serial: 1026
- Measurement SW: DASY4, V4.7 Build 80; Postprocessing SW: SEMCAD, V1.8 Build 186

**Ch384/Area Scan (81x61x1):** Measurement grid: dx=20mm, dy=20mm

Maximum value of SAR (interpolated) = 1.03 mW/g


**Ch384/Zoom Scan (5x5x7)/Cube 0:** Measurement grid: dx=8mm, dy=8mm, dz=5mm

Reference Value = 12.0 V/m; Power Drift = -0.081 dB

Peak SAR (extrapolated) = 1.90 W/kg

**SAR(1 g) = 1.01 mW/g; SAR(10 g) = 0.619 mW/g**

Maximum value of SAR (measured) = 1.05 mW/g



0 dB = 1.05mW/g

### #75 CDMA2000 BC0\_RTAP153.6\_Bottom Face\_0cm\_Ch384\_Jelly Sets\_2D

**DUT: 252422**

Communication System: CDMA ; Frequency: 836.52 MHz; Duty Cycle: 1:1

Medium: MSL\_850\_120525 Medium parameters used:  $f = 837 \text{ MHz}$ ;  $\sigma = 0.965 \text{ mho/m}$ ;  $\epsilon_r = 54.5$ ;  $\rho = 1000 \text{ kg/m}^3$

Ambient Temperature : 22.5 °C ; Liquid Temperature : 21.5 °C

DASY4 Configuration:

- Probe: ET3DV6R - SN1788; ConvF(5.75, 5.75, 5.75); Calibrated: 2012/1/26
- Sensor-Surface: 4mm (Mechanical Surface Detection)
- Electronics: DAE4 Sn778; Calibrated: 2011/11/22
- Phantom: ELI 4.0\_Front; Type: QDOVA001BB; Serial: 1026
- Measurement SW: DASY4, V4.7 Build 80; Postprocessing SW: SEMCAD, V1.8 Build 186

**Ch384/Area Scan (81x61x1):** Measurement grid: dx=20mm, dy=20mm

Maximum value of SAR (interpolated) = 1.03 mW/g

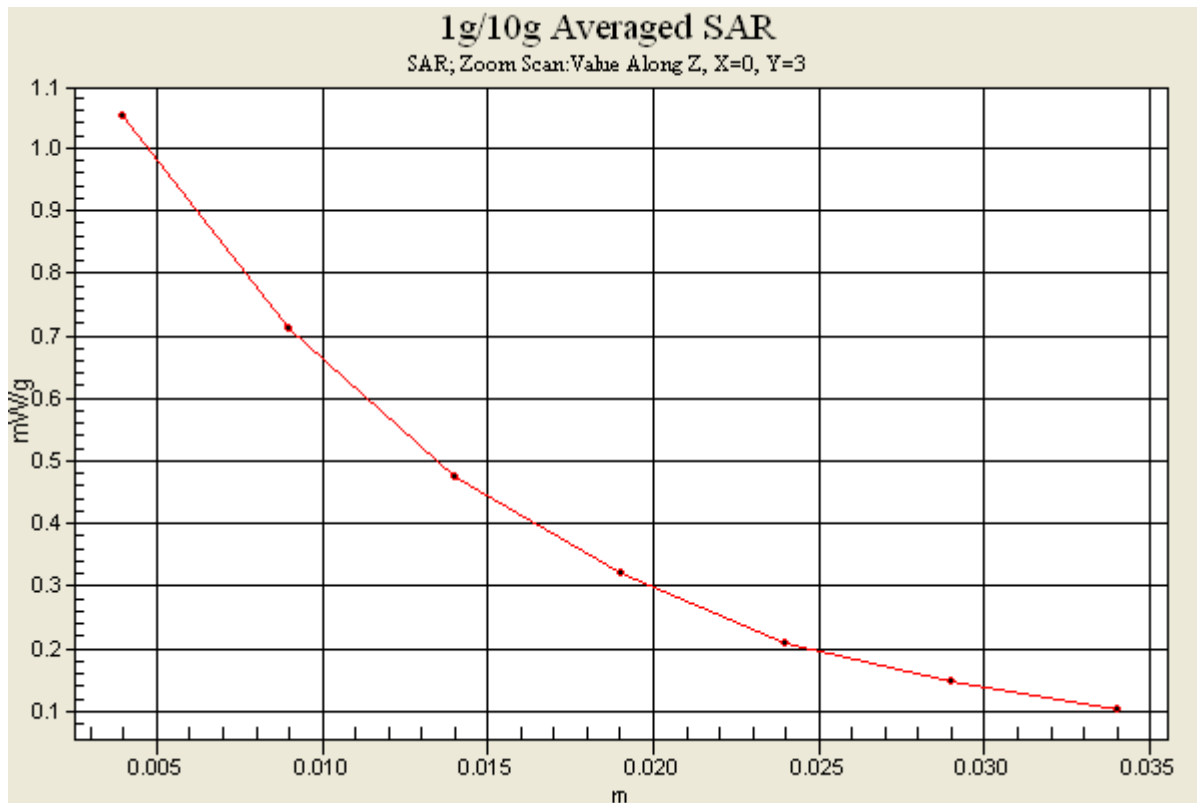
**Ch384/Zoom Scan (5x5x7)/Cube 0:** Measurement grid: dx=8mm, dy=8mm, dz=5mm

Reference Value = 12.0 V/m; Power Drift = -0.081 dB

Peak SAR (extrapolated) = 1.90 W/kg

**SAR(1 g) = 1.01 mW/g; SAR(10 g) = 0.619 mW/g**

Maximum value of SAR (measured) = 1.05 mW/g



### #25 CDMA2000 BC0\_RTAP153.6\_Bottom Face\_0cm\_Ch1013

**DUT: 252422**

Communication System: CDMA ; Frequency: 824.7 MHz; Duty Cycle: 1:1

Medium: MSL\_850\_120525 Medium parameters used:  $f = 825 \text{ MHz}$ ;  $\sigma = 0.953 \text{ mho/m}$ ;  $\epsilon_r = 54.6$ ;  $\rho = 1000 \text{ kg/m}^3$

Ambient Temperature : 22.5 °C ; Liquid Temperature : 21.5 °C

DASY4 Configuration:

- Probe: ET3DV6R - SN1788; ConvF(5.75, 5.75, 5.75); Calibrated: 2012/1/26
- Sensor-Surface: 4mm (Mechanical Surface Detection)
- Electronics: DAE4 Sn778; Calibrated: 2011/11/22
- Phantom: ELI 4.0\_Front; Type: QDOVA001BB; Serial: 1026
- Measurement SW: DASY4, V4.7 Build 80; Postprocessing SW: SEMCAD, V1.8 Build 186

**Ch1013/Area Scan (81x61x1):** Measurement grid: dx=20mm, dy=20mm

Maximum value of SAR (interpolated) = 0.858 mW/g

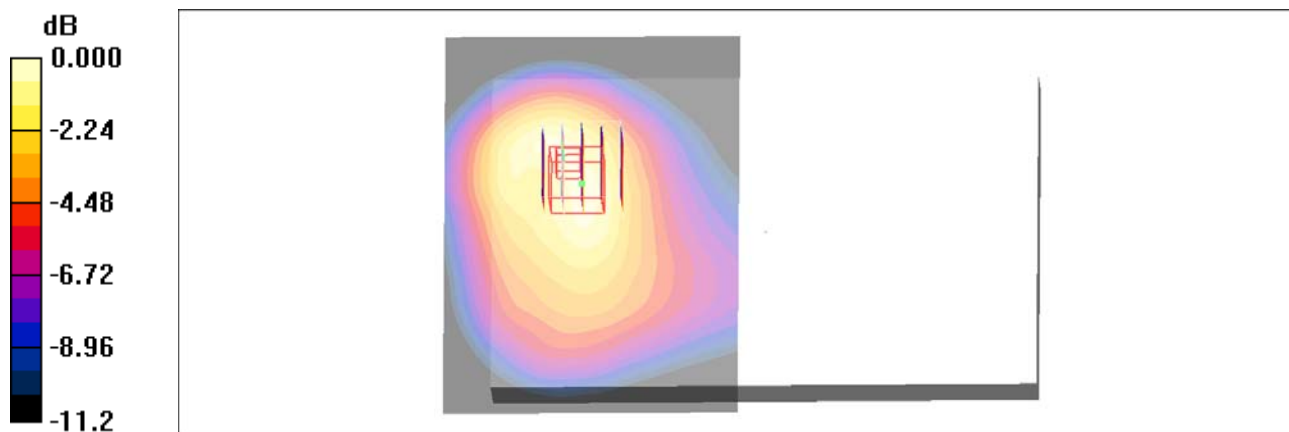
**Ch1013/Zoom Scan (5x5x7)/Cube 0:** Measurement grid: dx=8mm, dy=8mm, dz=5mm

Reference Value = 11.4 V/m; Power Drift = 0.084 dB

Peak SAR (extrapolated) = 1.33 W/kg

**SAR(1 g) = 0.867 mW/g; SAR(10 g) = 0.567 mW/g**

Maximum value of SAR (measured) = 0.944 mW/g



0 dB = 0.944mW/g

### #26 CDMA2000 BC0\_RTAP153.6\_Bottom Face\_0cm\_Ch777

**DUT: 252422**

Communication System: CDMA ; Frequency: 848.31 MHz;Duty Cycle: 1:1

Medium: MSL\_850\_120525 Medium parameters used:  $f = 848.31 \text{ MHz}$ ;  $\sigma = 0.975 \text{ mho/m}$ ;  $\epsilon_r = 54.4$ ;

$\rho = 1000 \text{ kg/m}^3$

Ambient Temperature : 22.5 °C ; Liquid Temperature : 21.5 °C

DASY4 Configuration:

- Probe: ET3DV6R - SN1788; ConvF(5.75, 5.75, 5.75); Calibrated: 2012/1/26
- Sensor-Surface: 4mm (Mechanical Surface Detection)
- Electronics: DAE4 Sn778; Calibrated: 2011/11/22
- Phantom: ELI 4.0\_Front; Type: QDOVA001BB; Serial: 1026
- Measurement SW: DASY4, V4.7 Build 80; Postprocessing SW: SEMCAD, V1.8 Build 186

**Ch777/Area Scan (81x61x1):** Measurement grid:  $dx=20\text{mm}$ ,  $dy=20\text{mm}$

Maximum value of SAR (interpolated) = 0.942 mW/g


**Ch777/Zoom Scan (5x5x7)/Cube 0:** Measurement grid:  $dx=8\text{mm}$ ,  $dy=8\text{mm}$ ,  $dz=5\text{mm}$

Reference Value = 12.3 V/m; Power Drift = -0.022 dB

Peak SAR (extrapolated) = 1.45 W/kg

**SAR(1 g) = 0.931 mW/g; SAR(10 g) = 0.585 mW/g**

Maximum value of SAR (measured) = 0.994 mW/g



0 dB = 0.994mW/g

### #76 CDMA2000 BC0\_RTAP153.6\_Bottom Face\_0cm\_Ch1013\_Jelly Sets

**DUT: 252422**

Communication System: CDMA ; Frequency: 824.7 MHz;Duty Cycle: 1:1

Medium: MSL\_850\_120525 Medium parameters used:  $f = 825$  MHz;  $\sigma = 0.953$  mho/m;  $\epsilon_r = 54.6$ ;  $\rho = 1000$  kg/m<sup>3</sup>

Ambient Temperature : 22.5 °C ; Liquid Temperature : 21.5 °C

DASY4 Configuration:

- Probe: ET3DV6R - SN1788; ConvF(5.75, 5.75, 5.75); Calibrated: 2012/1/26
- Sensor-Surface: 4mm (Mechanical Surface Detection)
- Electronics: DAE4 Sn778; Calibrated: 2011/11/22
- Phantom: ELI 4.0\_Front; Type: QDOVA001BB; Serial: 1026
- Measurement SW: DASY4, V4.7 Build 80; Postprocessing SW: SEMCAD, V1.8 Build 186

**Ch1013/Area Scan (81x61x1):** Measurement grid: dx=20mm, dy=20mm

Maximum value of SAR (interpolated) = 0.893 mW/g


**Ch1013/Zoom Scan (5x5x7)/Cube 0:** Measurement grid: dx=8mm, dy=8mm, dz=5mm

Reference Value = 11.4 V/m; Power Drift = -0.117 dB

Peak SAR (extrapolated) = 1.35 W/kg

**SAR(1 g) = 0.848 mW/g; SAR(10 g) = 0.523 mW/g**

Maximum value of SAR (measured) = 0.912 mW/g



0 dB = 0.912mW/g

## #77 CDMA2000 BC0\_RTAP153.6\_Bottom Face\_0cm\_Ch777\_Jelly Sets

**DUT: 252422**

Communication System: CDMA ; Frequency: 848.31 MHz; Duty Cycle: 1:1

Medium: MSL\_850\_120525 Medium parameters used :  $f = 848.31$  MHz;  $\sigma = 0.975$  mho/m;  $\epsilon_r = 54.4$ ;

$\rho = 1000$  kg/m<sup>3</sup>

Ambient Temperature : 22.5 °C ; Liquid Temperature : 21.5 °C

DASY4 Configuration:

- Probe: ET3DV6R - SN1788; ConvF(5.75, 5.75, 5.75); Calibrated: 2012/1/26
- Sensor-Surface: 4mm (Mechanical Surface Detection)
- Electronics: DAE4 Sn778; Calibrated: 2011/11/22
- Phantom: ELI 4.0\_Front; Type: QDOVA001BB; Serial: 1026
- Measurement SW: DASY4, V4.7 Build 80; Postprocessing SW: SEMCAD, V1.8 Build 186

**Ch777/Area Scan (81x61x1):** Measurement grid: dx=20mm, dy=20mm

Maximum value of SAR (interpolated) = 1.01 mW/g


**Ch777/Zoom Scan (5x5x7)/Cube 0:** Measurement grid: dx=8mm, dy=8mm, dz=5mm

Reference Value = 12.0 V/m; Power Drift = 0.067 dB

Peak SAR (extrapolated) = 1.54 W/kg

**SAR(1 g) = 0.986 mW/g; SAR(10 g) = 0.616 mW/g**

Maximum value of SAR (measured) = 1.05 mW/g



0 dB = 1.05mW/g



### #27 CDMA2000 BC0\_RTAP153.6\_Bottom Face\_0cm\_Ch384\_Hand Strap

**DUT: 252422**

Communication System: CDMA ; Frequency: 836.52 MHz;Duty Cycle: 1:1

Medium: MSL\_850\_120525 Medium parameters used:  $f = 837$  MHz;  $\sigma = 0.965$  mho/m;  $\epsilon_r = 54.5$ ;  $\rho = 1000$  kg/m<sup>3</sup>

Ambient Temperature : 22.5 °C ; Liquid Temperature : 21.5 °C

DASY4 Configuration:

- Probe: ET3DV6R - SN1788; ConvF(5.75, 5.75, 5.75); Calibrated: 2012/1/26
- Sensor-Surface: 4mm (Mechanical Surface Detection)
- Electronics: DAE4 Sn778; Calibrated: 2011/11/22
- Phantom: ELI 4.0\_Front; Type: QDOVA001BB; Serial: 1026
- Measurement SW: DASY4, V4.7 Build 80; Postprocessing SW: SEMCAD, V1.8 Build 186

**Ch384/Area Scan (81x131x1):** Measurement grid: dx=20mm, dy=20mm

Maximum value of SAR (interpolated) = 0.173 mW/g

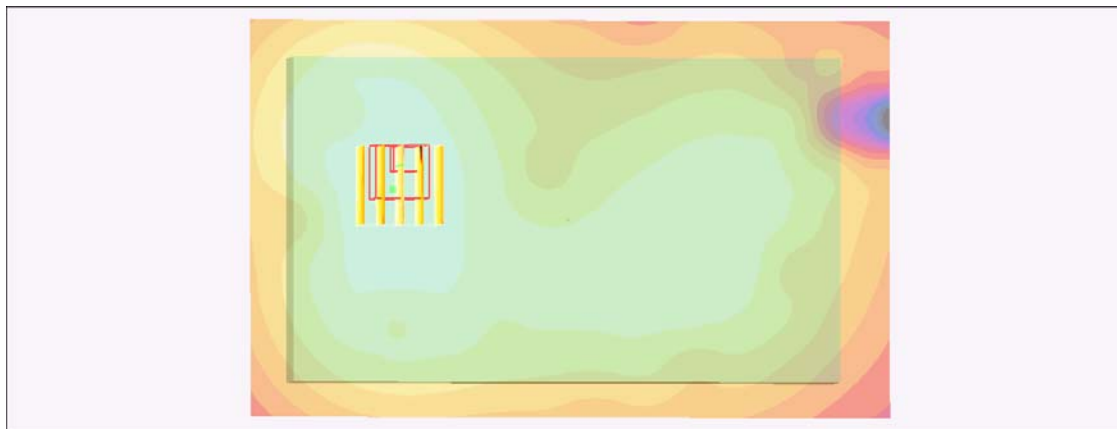
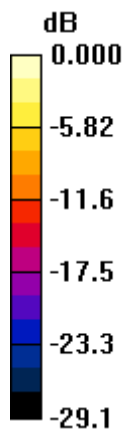
**Ch384/Zoom Scan (5x5x7)/Cube 0:** Measurement grid: dx=8mm, dy=8mm, dz=5mm

Reference Value = 8.59 V/m; Power Drift = -0.053 dB

Peak SAR (extrapolated) = 0.193 W/kg

**SAR(1 g) = 0.153 mW/g; SAR(10 g) = 0.109 mW/g**

Maximum value of SAR (measured) = 0.169 mW/g



0 dB = 0.169mW/g

## #28 CDMA2000 BC0\_RTAP153.6\_Primary Portrait\_0cm\_Ch384\_Hand Strap

**DUT: 252422**

Communication System: CDMA ; Frequency: 836.52 MHz;Duty Cycle: 1:1

Medium: MSL\_850\_120525 Medium parameters used:  $f = 837$  MHz;  $\sigma = 0.965$  mho/m;  $\epsilon_r = 54.5$ ;  $\rho = 1000$  kg/m<sup>3</sup>

Ambient Temperature : 22.5 °C ; Liquid Temperature : 21.5 °C

DASY4 Configuration:

- Probe: ET3DV6R - SN1788; ConvF(5.75, 5.75, 5.75); Calibrated: 2012/1/26
- Sensor-Surface: 4mm (Mechanical Surface Detection)
- Electronics: DAE4 Sn778; Calibrated: 2011/11/22
- Phantom: ELI 4.0\_Front; Type: QDOVA001BB; Serial: 1026
- Measurement SW: DASY4, V4.7 Build 80; Postprocessing SW: SEMCAD, V1.8 Build 186

**Ch384/Area Scan (31x81x1):** Measurement grid: dx=20mm, dy=20mm

Maximum value of SAR (interpolated) = 0.633 mW/g

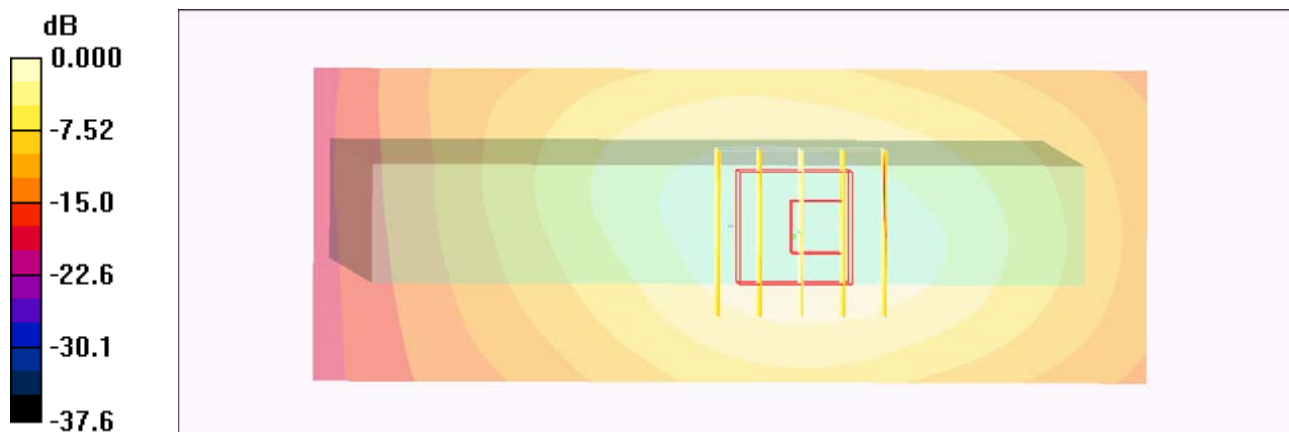
**Ch384/Zoom Scan (5x5x7)/Cube 0:** Measurement grid: dx=8mm, dy=8mm, dz=5mm

Reference Value = 26.7 V/m; Power Drift = -0.109 dB

Peak SAR (extrapolated) = 2.34 W/kg

**SAR(1 g) = 0.649 mW/g; SAR(10 g) = 0.425 mW/g**

Maximum value of SAR (measured) = 0.656 mW/g



### #28 CDMA2000 BC0\_RTAP153.6\_Primary Portrait\_0cm\_Ch384\_Hand Strap\_2D

**DUT: 252422**

Communication System: CDMA ; Frequency: 836.52 MHz; Duty Cycle: 1:1

Medium: MSL\_850\_120525 Medium parameters used:  $f = 837 \text{ MHz}$ ;  $\sigma = 0.965 \text{ mho/m}$ ;  $\epsilon_r = 54.5$ ;  $\rho = 1000 \text{ kg/m}^3$

Ambient Temperature : 22.5 °C ; Liquid Temperature : 21.5 °C

DASY4 Configuration:

- Probe: ET3DV6R - SN1788; ConvF(5.75, 5.75, 5.75); Calibrated: 2012/1/26
- Sensor-Surface: 4mm (Mechanical Surface Detection)
- Electronics: DAE4 Sn778; Calibrated: 2011/11/22
- Phantom: ELI 4.0\_Front; Type: QDOVA001BB; Serial: 1026
- Measurement SW: DASY4, V4.7 Build 80; Postprocessing SW: SEMCAD, V1.8 Build 186

**Ch384/Area Scan (31x81x1):** Measurement grid: dx=20mm, dy=20mm

Maximum value of SAR (interpolated) = 0.633 mW/g

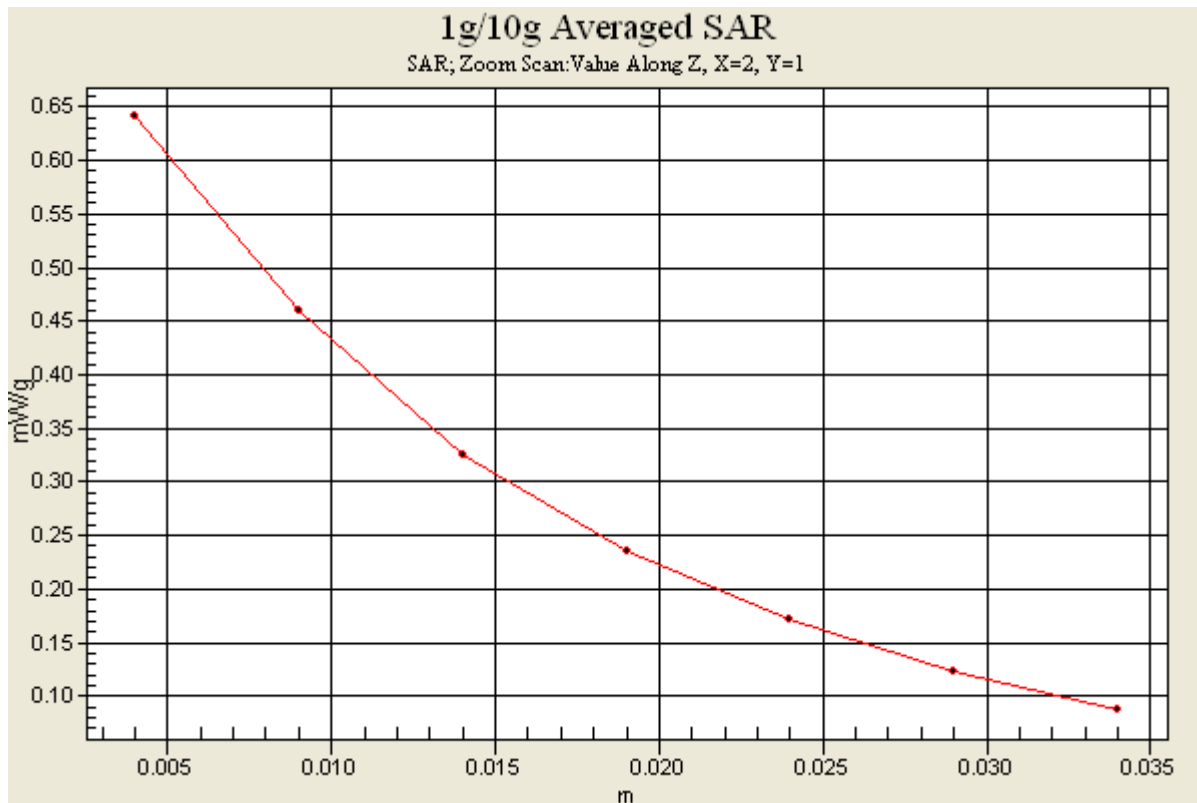
**Ch384/Zoom Scan (5x5x7)/Cube 0:** Measurement grid: dx=8mm, dy=8mm, dz=5mm

Reference Value = 26.7 V/m; Power Drift = -0.109 dB

Peak SAR (extrapolated) = 2.34 W/kg

**SAR(1 g) = 0.649 mW/g; SAR(10 g) = 0.425 mW/g**

Maximum value of SAR (measured) = 0.656 mW/g



## #29 CDMA2000 BC0\_RTAP153.6\_Primary Landscape\_0cm\_Ch384\_Hand Strap

**DUT: 252422**

Communication System: CDMA ; Frequency: 836.52 MHz;Duty Cycle: 1:1

Medium: MSL\_850\_120525 Medium parameters used:  $f = 837$  MHz;  $\sigma = 0.965$  mho/m;  $\epsilon_r = 54.5$ ;  $\rho = 1000$  kg/m<sup>3</sup>

Ambient Temperature : 22.5 °C ; Liquid Temperature : 21.5 °C

DASY4 Configuration:

- Probe: ET3DV6R - SN1788; ConvF(5.75, 5.75, 5.75); Calibrated: 2012/1/26
- Sensor-Surface: 4mm (Mechanical Surface Detection)
- Electronics: DAE4 Sn778; Calibrated: 2011/11/22
- Phantom: ELI 4.0\_Front; Type: QDOVA001BB; Serial: 1026
- Measurement SW: DASY4, V4.7 Build 80; Postprocessing SW: SEMCAD, V1.8 Build 186

**Ch384/Area Scan (31x131x1):** Measurement grid: dx=20mm, dy=20mm

Maximum value of SAR (interpolated) = 0.382 mW/g

**Ch384/Zoom Scan (5x5x7)/Cube 0:** Measurement grid: dx=8mm, dy=8mm, dz=5mm

Reference Value = 14.0 V/m; Power Drift = 0.115 dB

Peak SAR (extrapolated) = 0.519 W/kg

**SAR(1 g) = 0.374 mW/g; SAR(10 g) = 0.238 mW/g**

Maximum value of SAR (measured) = 0.428 mW/g

**Ch384/Zoom Scan (5x5x7)/Cube 1:** Measurement grid: dx=8mm, dy=8mm, dz=5mm

Reference Value = 14.0 V/m; Power Drift = 0.115 dB

Peak SAR (extrapolated) = 0.548 W/kg

**SAR(1 g) = 0.367 mW/g; SAR(10 g) = 0.234 mW/g**

Maximum value of SAR (measured) = 0.413 mW/g



0 dB = 0.413mW/g

### #30 CDMA2000 BC0\_RTAP153.6\_Front Face\_0cm\_Ch384\_Hand Strap\_Holster

**DUT: 252422**

Communication System: CDMA ; Frequency: 836.52 MHz;Duty Cycle: 1:1

Medium: MSL\_850\_120525 Medium parameters used:  $f = 837$  MHz;  $\sigma = 0.965$  mho/m;  $\epsilon_r = 54.5$ ;  $\rho = 1000$  kg/m<sup>3</sup>

Ambient Temperature : 22.5 °C ; Liquid Temperature : 21.5 °C

DASY4 Configuration:

- Probe: ET3DV6R - SN1788; ConvF(5.75, 5.75, 5.75); Calibrated: 2012/1/26
- Sensor-Surface: 4mm (Mechanical Surface Detection)
- Electronics: DAE4 Sn778; Calibrated: 2011/11/22
- Phantom: ELI 4.0\_Front; Type: QDOVA001BB; Serial: 1026
- Measurement SW: DASY4, V4.7 Build 80; Postprocessing SW: SEMCAD, V1.8 Build 186

**Ch384/Area Scan (81x131x1):** Measurement grid: dx=20mm, dy=20mm

Maximum value of SAR (interpolated) = 0.531 mW/g

**Ch384/Zoom Scan (5x5x7)/Cube 0:** Measurement grid: dx=8mm, dy=8mm, dz=5mm

Reference Value = 9.81 V/m; Power Drift = -0.084 dB

Peak SAR (extrapolated) = 0.558 W/kg

**SAR(1 g) = 0.413 mW/g; SAR(10 g) = 0.290 mW/g**

Maximum value of SAR (measured) = 0.433 mW/g

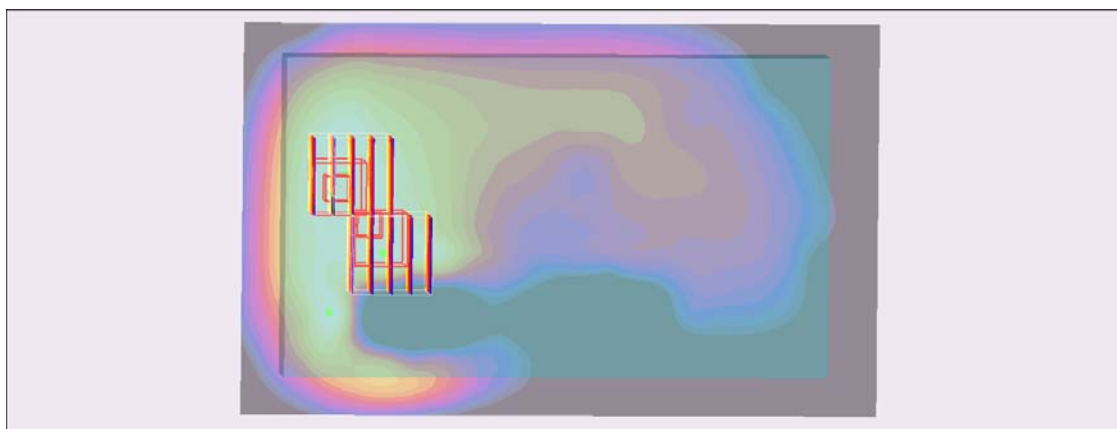
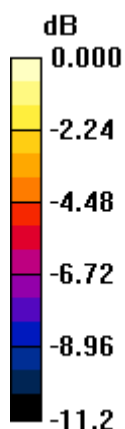
**Ch384/Zoom Scan (5x5x7)/Cube 1:** Measurement grid: dx=8mm, dy=8mm, dz=5mm

Reference Value = 9.81 V/m; Power Drift = -0.084 dB

Peak SAR (extrapolated) = 0.489 W/kg

**SAR(1 g) = 0.351 mW/g; SAR(10 g) = 0.241 mW/g**

Maximum value of SAR (measured) = 0.393 mW/g



0 dB = 0.393mW/g

# #91 CDMA2000 BC0\_RTAP153.6\_Primary Portrait\_0cm\_Ch384\_Hand Strap\_Jelly Sets

**DUT: 252422**

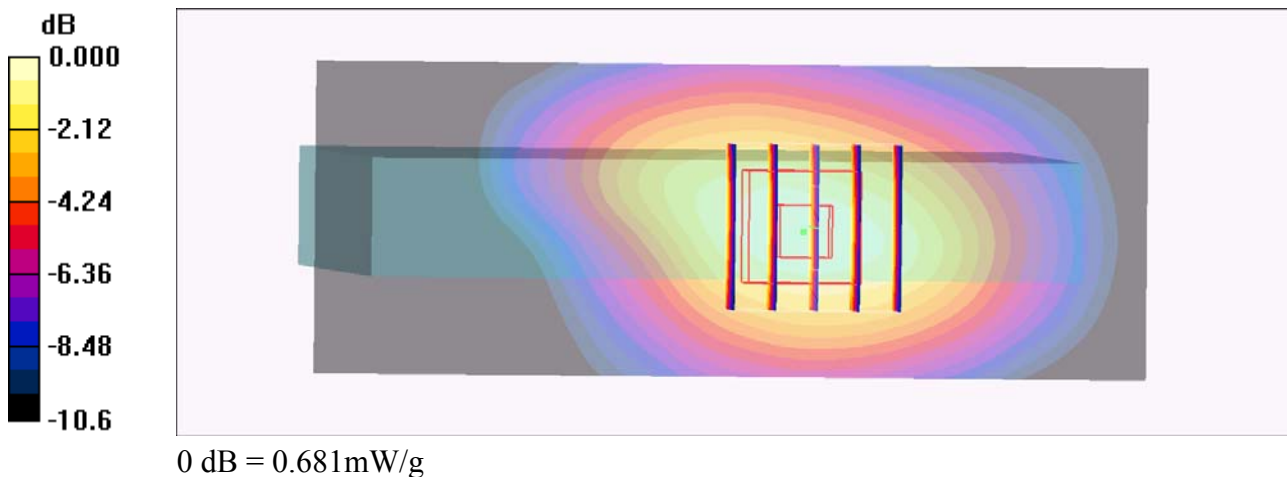
Communication System: CDMA ; Frequency: 836.52 MHz;Duty Cycle: 1:1  
Medium: MSL\_850\_120525 Medium parameters used:  $f = 837$  MHz;  $\sigma = 0.965$  mho/m;  $\epsilon_r = 54.5$ ;  $\rho = 1000$  kg/m<sup>3</sup>  
Ambient Temperature : 22.5 °C ; Liquid Temperature : 21.5 °C

DASY4 Configuration:

- Probe: ET3DV6R - SN1788; ConvF(5.75, 5.75, 5.75); Calibrated: 2012/1/26
- Sensor-Surface: 4mm (Mechanical Surface Detection)
- Electronics: DAE4 Sn778; Calibrated: 2011/11/22
- Phantom: ELI 4.0\_Front; Type: QDOVA001BB; Serial: 1026
- Measurement SW: DASY4, V4.7 Build 80; Postprocessing SW: SEMCAD, V1.8 Build 186

**Ch384/Area Scan (31x81x1):** Measurement grid: dx=20mm, dy=20mm  
Maximum value of SAR (interpolated) = 0.674 mW/g

**Ch384/Zoom Scan (5x5x7)/Cube 0:** Measurement grid: dx=8mm, dy=8mm, dz=5mm  
Reference Value = 26.8 V/m; Power Drift = 0.015 dB  
Peak SAR (extrapolated) = 0.967 W/kg  
**SAR(1 g) = 0.638 mW/g; SAR(10 g) = 0.425 mW/g**  
Maximum value of SAR (measured) = 0.681 mW/g



### #45 CDMA2000 BC1\_RTAP153.6\_Bottom Face\_0cm\_Ch600

**DUT: 252422**

Communication System: CDMA ; Frequency: 1880 MHz;Duty Cycle: 1:1

Medium: MSL\_1900\_120525 Medium parameters used:  $f = 1880$  MHz;  $\sigma = 1.49$  mho/m;  $\epsilon_r = 54.6$ ;  $\rho = 1000$  kg/m<sup>3</sup>

Ambient Temperature : 22.5 °C ; Liquid Temperature : 21.5 °C

DASY4 Configuration:

- Probe: ET3DV6R - SN1788; ConvF(4.06, 4.06, 4.06); Calibrated: 2012/1/26
- Sensor-Surface: 4mm (Mechanical Surface Detection)
- Electronics: DAE4 Sn778; Calibrated: 2011/11/22
- Phantom: ELI 4.0\_Front; Type: QDOVA001BB; Serial: 1026
- Measurement SW: DASY4, V4.7 Build 80; Postprocessing SW: SEMCAD, V1.8 Build 186

**Ch600/Area Scan (81x131x1):** Measurement grid: dx=20mm, dy=20mm

Maximum value of SAR (interpolated) = 1.29 mW/g

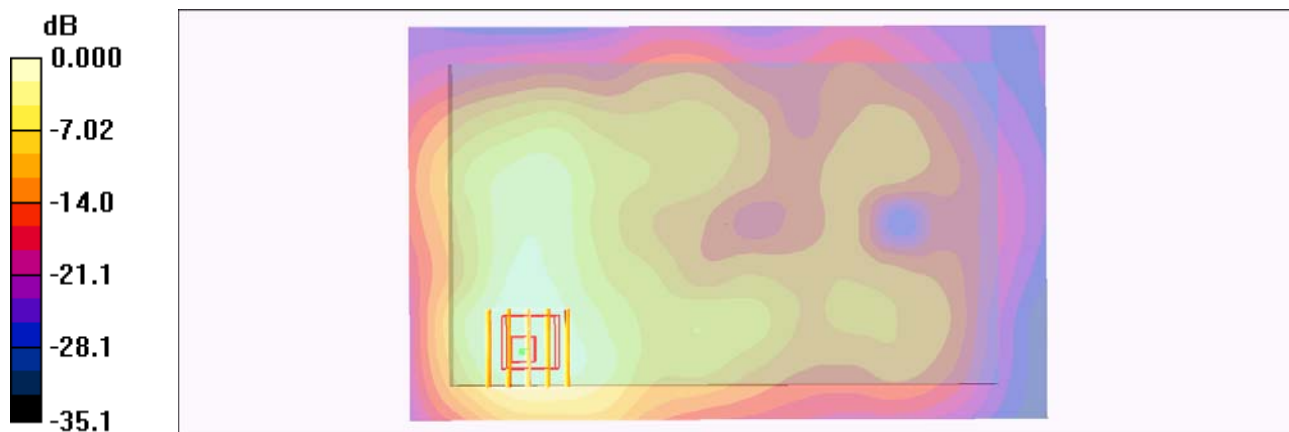
**Ch600/Zoom Scan (5x5x7)/Cube 0:** Measurement grid: dx=8mm, dy=8mm, dz=5mm

Reference Value = 4.81 V/m; Power Drift = -0.057 dB

Peak SAR (extrapolated) = 2.30 W/kg

**SAR(1 g) = 1.09 mW/g; SAR(10 g) = 0.681 mW/g**

Maximum value of SAR (measured) = 1.20 mW/g



0 dB = 1.20mW/g

### #46 CDMA2000 BC1\_RTAP153.6\_Primary Portrait\_0cm\_Ch600

**DUT: 252422**

Communication System: CDMA ; Frequency: 1880 MHz;Duty Cycle: 1:1

Medium: MSL\_1900\_120525 Medium parameters used:  $f = 1880$  MHz;  $\sigma = 1.49$  mho/m;  $\epsilon_r = 54.6$ ;  $\rho = 1000$  kg/m<sup>3</sup>

Ambient Temperature : 22.5 °C ; Liquid Temperature : 21.5 °C

DASY4 Configuration:

- Probe: ET3DV6R - SN1788; ConvF(4.06, 4.06, 4.06); Calibrated: 2012/1/26
- Sensor-Surface: 4mm (Mechanical Surface Detection)
- Electronics: DAE4 Sn778; Calibrated: 2011/11/22
- Phantom: ELI 4.0\_Front; Type: QDOVA001BB; Serial: 1026
- Measurement SW: DASY4, V4.7 Build 80; Postprocessing SW: SEMCAD, V1.8 Build 186

**Ch600/Area Scan (41x81x1):** Measurement grid: dx=20mm, dy=20mm

Maximum value of SAR (interpolated) = 0.943 mW/g

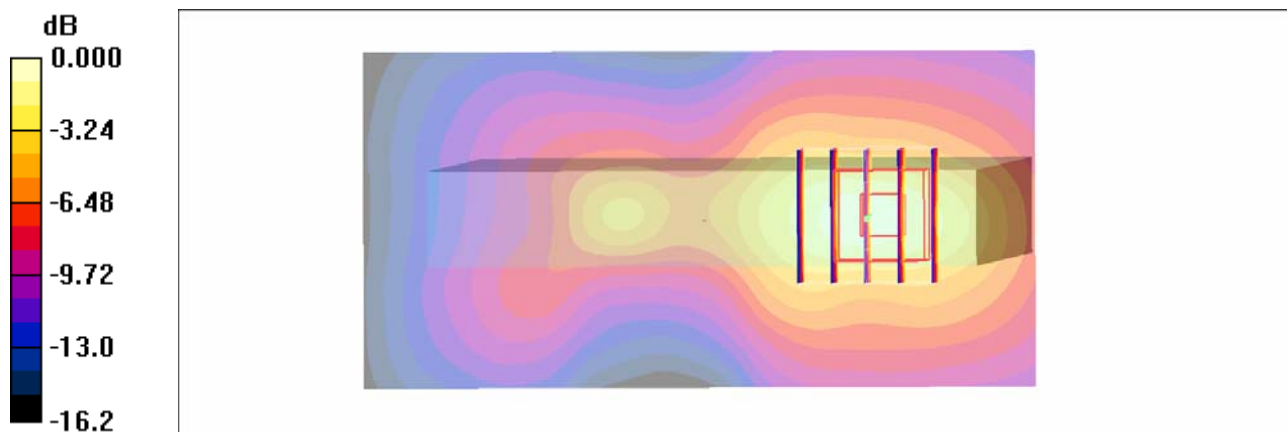
**Ch600/Zoom Scan (5x5x7)/Cube 0:** Measurement grid: dx=8mm, dy=8mm, dz=5mm

Reference Value = 16.7 V/m; Power Drift = -0.043 dB

Peak SAR (extrapolated) = 1.60 W/kg

**SAR(1 g) = 0.891 mW/g; SAR(10 g) = 0.501 mW/g**

Maximum value of SAR (measured) = 0.986 mW/g



0 dB = 0.986mW/g



### #47 CDMA2000 BC1\_RTAP153.6\_Primary Landscape\_0cm\_Ch600

**DUT: 252422**

Communication System: CDMA ; Frequency: 1880 MHz;Duty Cycle: 1:1

Medium: MSL\_1900\_120525 Medium parameters used:  $f = 1880$  MHz;  $\sigma = 1.49$  mho/m;  $\epsilon_r = 54.6$ ;  $\rho = 1000$  kg/m<sup>3</sup>

Ambient Temperature : 22.5 °C ; Liquid Temperature : 21.5 °C

DASY4 Configuration:

- Probe: ET3DV6R - SN1788; ConvF(4.06, 4.06, 4.06); Calibrated: 2012/1/26
- Sensor-Surface: 4mm (Mechanical Surface Detection)
- Electronics: DAE4 Sn778; Calibrated: 2011/11/22
- Phantom: ELI 4.0\_Front; Type: QDOVA001BB; Serial: 1026
- Measurement SW: DASY4, V4.7 Build 80; Postprocessing SW: SEMCAD, V1.8 Build 186

**Ch600/Area Scan (41x131x1):** Measurement grid: dx=20mm, dy=20mm

Maximum value of SAR (interpolated) = 0.073 mW/g

**Ch600/Zoom Scan (5x5x7)/Cube 0:** Measurement grid: dx=8mm, dy=8mm, dz=5mm

Reference Value = 5.36 V/m; Power Drift = 0.058 dB

Peak SAR (extrapolated) = 0.106 W/kg

**SAR(1 g) = 0.070 mW/g; SAR(10 g) = 0.040 mW/g**

Maximum value of SAR (measured) = 0.077 mW/g


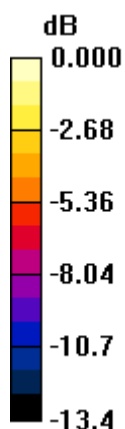
**Ch600/Zoom Scan (5x5x7)/Cube 1:** Measurement grid: dx=8mm, dy=8mm, dz=5mm

Reference Value = 5.36 V/m; Power Drift = 0.058 dB

Peak SAR (extrapolated) = 0.084 W/kg

**SAR(1 g) = 0.061 mW/g; SAR(10 g) = 0.040 mW/g**

Maximum value of SAR (measured) = 0.065 mW/g



0 dB = 0.065mW/g

### #48 CDMA2000 BC1\_RTAP153.6\_Front Face\_0cm\_Ch600\_Holster

**DUT: 252422**

Communication System: CDMA ; Frequency: 1880 MHz;Duty Cycle: 1:1

Medium: MSL\_1900\_120525 Medium parameters used:  $f = 1880$  MHz;  $\sigma = 1.49$  mho/m;  $\epsilon_r = 54.6$ ;  $\rho = 1000$  kg/m<sup>3</sup>

Ambient Temperature : 22.5 °C ; Liquid Temperature : 21.5 °C

DASY4 Configuration:

- Probe: ET3DV6R - SN1788; ConvF(4.06, 4.06, 4.06); Calibrated: 2012/1/26
- Sensor-Surface: 4mm (Mechanical Surface Detection)
- Electronics: DAE4 Sn778; Calibrated: 2011/11/22
- Phantom: ELI 4.0\_Front; Type: QDOVA001BB; Serial: 1026
- Measurement SW: DASY4, V4.7 Build 80; Postprocessing SW: SEMCAD, V1.8 Build 186

**Ch600/Area Scan (81x61x1):** Measurement grid: dx=20mm, dy=20mm

Maximum value of SAR (interpolated) = 0.631 mW/g

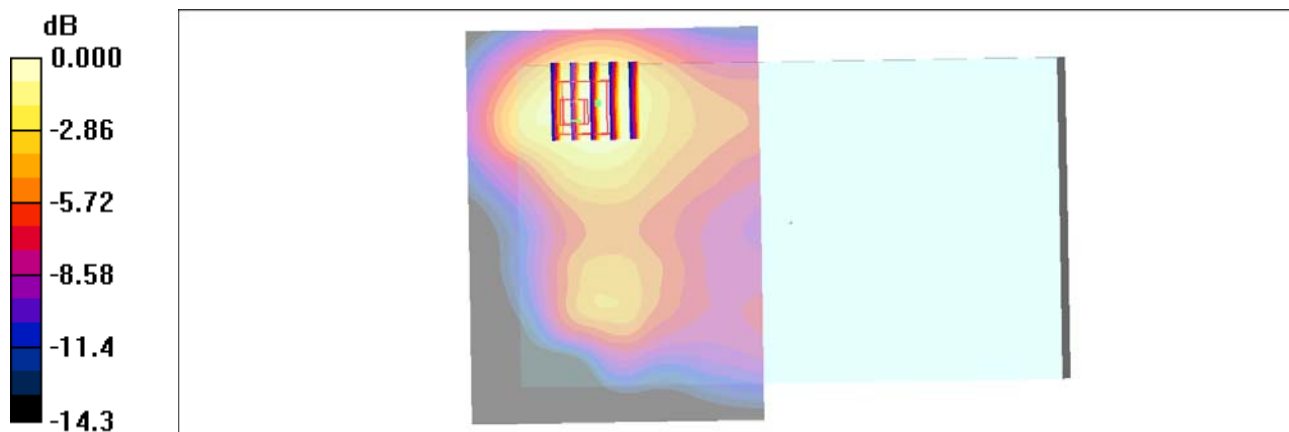
**Ch600/Zoom Scan (5x5x7)/Cube 0:** Measurement grid: dx=8mm, dy=8mm, dz=5mm

Reference Value = 8.52 V/m; Power Drift = 0.055 dB

Peak SAR (extrapolated) = 1.16 W/kg

**SAR(1 g) = 0.647 mW/g; SAR(10 g) = 0.416 mW/g**

Maximum value of SAR (measured) = 0.702 mW/g



0 dB = 0.702mW/g

### #87 CDMA2000 BC1\_RTAP153.6\_Bottom Face\_0cm\_Ch600\_Jelly Sets

**DUT: 252422**

Communication System: CDMA ; Frequency: 1880 MHz;Duty Cycle: 1:1

Medium: MSL\_1900\_120525 Medium parameters used:  $f = 1880$  MHz;  $\sigma = 1.49$  mho/m;  $\epsilon_r = 54.6$ ;  $\rho = 1000$  kg/m<sup>3</sup>

Ambient Temperature : 22.5 °C ; Liquid Temperature : 21.5 °C

DASY4 Configuration:

- Probe: ET3DV6R - SN1788; ConvF(4.06, 4.06, 4.06); Calibrated: 2012/1/26
- Sensor-Surface: 4mm (Mechanical Surface Detection)
- Electronics: DAE4 Sn778; Calibrated: 2011/11/22
- Phantom: ELI 4.0\_Front; Type: QDOVA001BB; Serial: 1026
- Measurement SW: DASY4, V4.7 Build 80; Postprocessing SW: SEMCAD, V1.8 Build 186

**Ch600/Area Scan (81x61x1):** Measurement grid: dx=20mm, dy=20mm

Maximum value of SAR (interpolated) = 1.39 mW/g


**Ch600/Zoom Scan (5x5x7)/Cube 0:** Measurement grid: dx=8mm, dy=8mm, dz=5mm

Reference Value = 6.39 V/m; Power Drift = -0.034 dB

Peak SAR (extrapolated) = 2.28 W/kg

**SAR(1 g) = 1.29 mW/g; SAR(10 g) = 0.765 mW/g**

Maximum value of SAR (measured) = 1.35 mW/g



0 dB = 1.35mW/g

### #87 CDMA2000 BC1\_RTAP153.6\_Bottom Face\_0cm\_Ch600\_Jelly Sets\_2D

**DUT: 252422**

Communication System: CDMA ; Frequency: 1880 MHz;Duty Cycle: 1:1

Medium: MSL\_1900\_120525 Medium parameters used:  $f = 1880$  MHz;  $\sigma = 1.49$  mho/m;  $\epsilon_r = 54.6$ ;

$\rho = 1000$  kg/m<sup>3</sup>

Ambient Temperature : 22.5 °C ; Liquid Temperature : 21.5 °C

DASY4 Configuration:

- Probe: ET3DV6R - SN1788; ConvF(4.06, 4.06, 4.06); Calibrated: 2012/1/26
- Sensor-Surface: 4mm (Mechanical Surface Detection)
- Electronics: DAE4 Sn778; Calibrated: 2011/11/22
- Phantom: ELI 4.0\_Front; Type: QDOVA001BB; Serial: 1026
- Measurement SW: DASY4, V4.7 Build 80; Postprocessing SW: SEMCAD, V1.8 Build 186

**Ch600/Area Scan (81x61x1):** Measurement grid: dx=20mm, dy=20mm

Maximum value of SAR (interpolated) = 1.39 mW/g

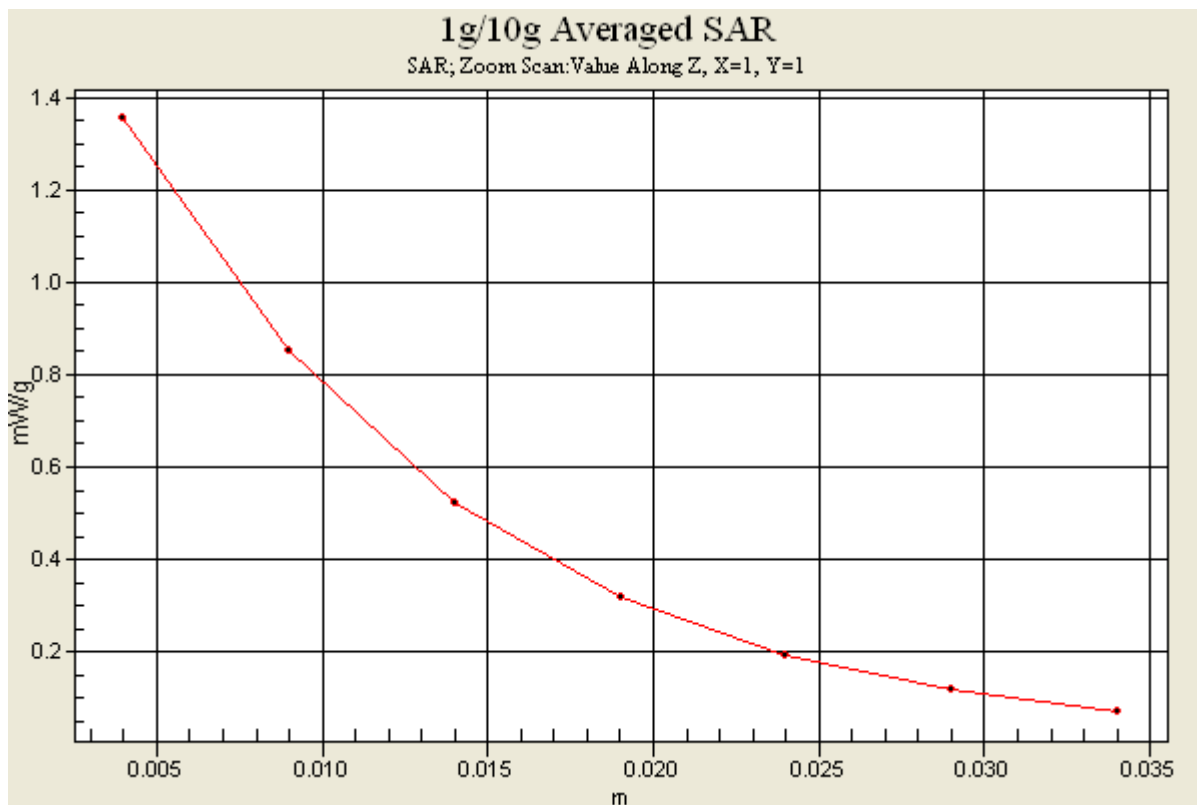
**Ch600/Zoom Scan (5x5x7)/Cube 0:** Measurement grid: dx=8mm, dy=8mm, dz=5mm

Reference Value = 6.39 V/m; Power Drift = -0.034 dB

Peak SAR (extrapolated) = 2.28 W/kg

**SAR(1 g) = 1.29 mW/g; SAR(10 g) = 0.765 mW/g**

Maximum value of SAR (measured) = 1.35 mW/g



### #49 CDMA2000 BC1\_RTAP153.6\_Bottom Face\_0cm\_Ch25

**DUT: 252422**

Communication System: CDMA ; Frequency: 1851.25 MHz;Duty Cycle: 1:1

Medium: MSL\_1900\_120525 Medium parameters used :  $f = 1851.25 \text{ MHz}$ ;  $\sigma = 1.46 \text{ mho/m}$ ;  $\epsilon_r =$

$54.7$ ;  $\rho = 1000 \text{ kg/m}^3$

Ambient Temperature :  $22.5 \text{ }^\circ\text{C}$  ; Liquid Temperature :  $21.5 \text{ }^\circ\text{C}$

DASY4 Configuration:

- Probe: ET3DV6R - SN1788; ConvF(4.06, 4.06, 4.06); Calibrated: 2012/1/26
- Sensor-Surface: 4mm (Mechanical Surface Detection)
- Electronics: DAE4 Sn778; Calibrated: 2011/11/22
- Phantom: ELI 4.0\_Front; Type: QDOVA001BB; Serial: 1026
- Measurement SW: DASY4, V4.7 Build 80; Postprocessing SW: SEMCAD, V1.8 Build 186

**Ch25/Area Scan (81x61x1):** Measurement grid:  $dx=20\text{mm}$ ,  $dy=20\text{mm}$

Maximum value of SAR (interpolated) =  $1.33 \text{ mW/g}$

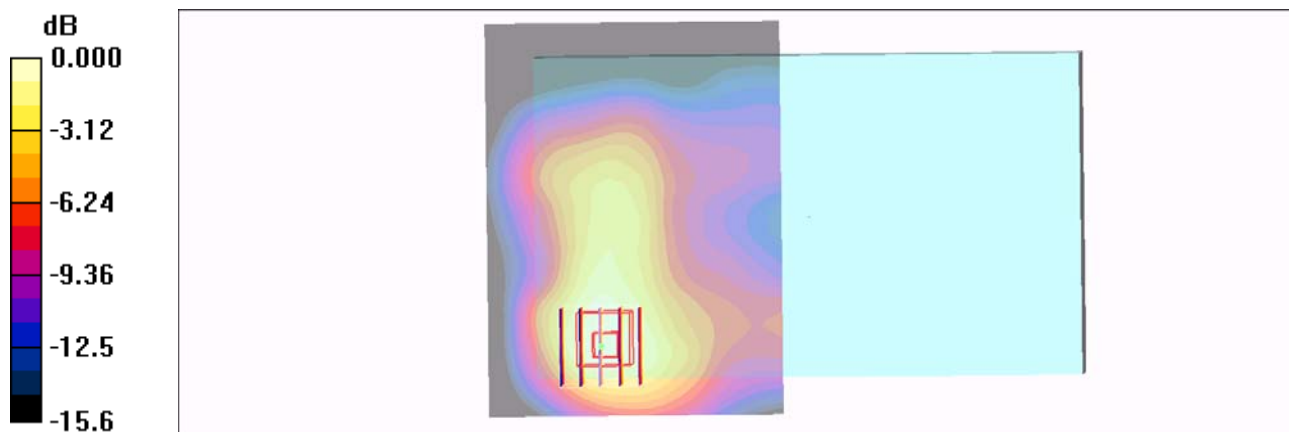
**Ch25/Zoom Scan (5x5x7)/Cube 0:** Measurement grid:  $dx=8\text{mm}$ ,  $dy=8\text{mm}$ ,  $dz=5\text{mm}$

Reference Value =  $5.07 \text{ V/m}$ ; Power Drift =  $-0.052 \text{ dB}$

Peak SAR (extrapolated) =  $1.57 \text{ W/kg}$

**SAR(1 g) =  $1.08 \text{ mW/g}$ ; SAR(10 g) =  $0.665 \text{ mW/g}$**

Maximum value of SAR (measured) =  $1.22 \text{ mW/g}$



0 dB =  $1.22\text{mW/g}$

### #50 CDMA2000 BC1\_RTAP153.6\_Bottom Face\_0cm\_Ch1175

**DUT: 252422**

Communication System: CDMA ; Frequency: 1908.75 MHz; Duty Cycle: 1:1

Medium: MSL\_1900\_120525 Medium parameters used:  $f = 1909$  MHz;  $\sigma = 1.53$  mho/m;  $\epsilon_r = 54.6$ ;  $\rho = 1000$  kg/m<sup>3</sup>

Ambient Temperature : 22.5 °C ; Liquid Temperature : 21.5 °C

DASY4 Configuration:

- Probe: ET3DV6R - SN1788; ConvF(4.06, 4.06, 4.06); Calibrated: 2012/1/26
- Sensor-Surface: 4mm (Mechanical Surface Detection)
- Electronics: DAE4 Sn778; Calibrated: 2011/11/22
- Phantom: ELI 4.0\_Front; Type: QDOVA001BB; Serial: 1026
- Measurement SW: DASY4, V4.7 Build 80; Postprocessing SW: SEMCAD, V1.8 Build 186

**Ch1175/Area Scan (81x61x1):** Measurement grid: dx=20mm, dy=20mm

Maximum value of SAR (interpolated) = 1.22 mW/g


**Ch1175/Zoom Scan (5x5x7)/Cube 0:** Measurement grid: dx=8mm, dy=8mm, dz=5mm

Reference Value = 5.06 V/m; Power Drift = -0.097 dB

Peak SAR (extrapolated) = 2.41 W/kg

**SAR(1 g) = 1.04 mW/g; SAR(10 g) = 0.624 mW/g**

Maximum value of SAR (measured) = 1.09 mW/g



0 dB = 1.09mW/g

### #51 CDMA2000 BC1\_RTAP153.6\_Primary Portrait\_0cm\_Ch25

**DUT: 252422**

Communication System: CDMA ; Frequency: 1851.25 MHz;Duty Cycle: 1:1

Medium: MSL\_1900\_120525 Medium parameters used :  $f = 1851.25$  MHz;  $\sigma = 1.46$  mho/m;  $\epsilon_r =$

$54.7$ ;  $\rho = 1000$  kg/m<sup>3</sup>

Ambient Temperature : 22.5 °C ; Liquid Temperature : 21.5 °C

DASY4 Configuration:

- Probe: ET3DV6R - SN1788; ConvF(4.06, 4.06, 4.06); Calibrated: 2012/1/26
- Sensor-Surface: 4mm (Mechanical Surface Detection)
- Electronics: DAE4 Sn778; Calibrated: 2011/11/22
- Phantom: ELI 4.0\_Front; Type: QDOVA001BB; Serial: 1026
- Measurement SW: DASY4, V4.7 Build 80; Postprocessing SW: SEMCAD, V1.8 Build 186

**Ch25/Area Scan (41x81x1):** Measurement grid: dx=20mm, dy=20mm

Maximum value of SAR (interpolated) = 0.949 mW/g

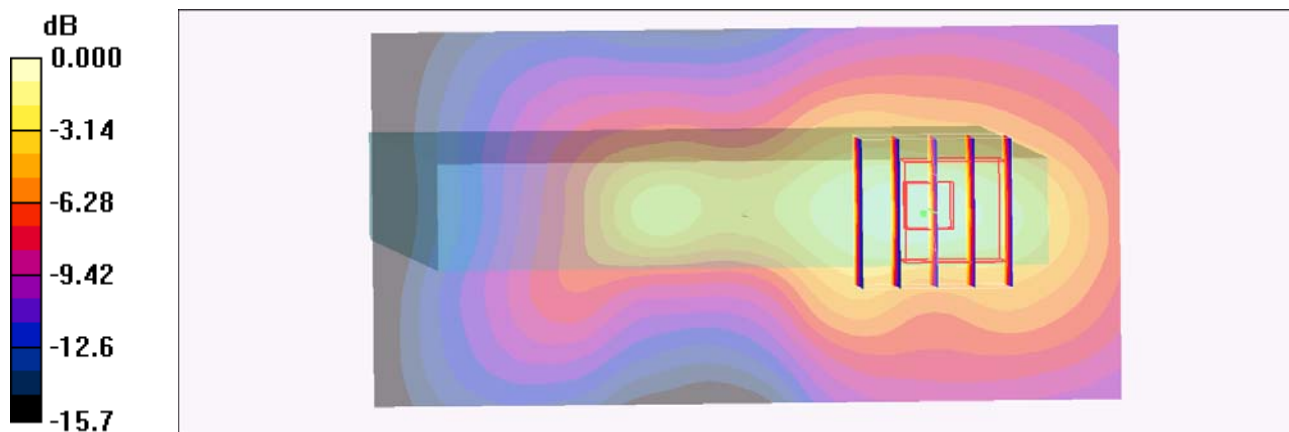
**Ch25/Zoom Scan (5x5x7)/Cube 0:** Measurement grid: dx=8mm, dy=8mm, dz=5mm

Reference Value = 18.1 V/m; Power Drift = 0.031 dB

Peak SAR (extrapolated) = 1.17 W/kg

**SAR(1 g) = 0.791 mW/g; SAR(10 g) = 0.477 mW/g**

Maximum value of SAR (measured) = 0.939 mW/g



0 dB = 0.939mW/g

## #52 CDMA2000 BC1\_RTAP153.6\_Primary Portrait\_0cm\_Ch1175

**DUT: 252422**

Communication System: CDMA ; Frequency: 1908.75 MHz; Duty Cycle: 1:1

Medium: MSL\_1900\_120525 Medium parameters used:  $f = 1909$  MHz;  $\sigma = 1.53$  mho/m;  $\epsilon_r = 54.6$ ;  $\rho$

$= 1000$  kg/m<sup>3</sup>

Ambient Temperature : 22.5 °C ; Liquid Temperature : 21.5 °C

DASY4 Configuration:

- Probe: ET3DV6R - SN1788; ConvF(4.06, 4.06, 4.06); Calibrated: 2012/1/26
- Sensor-Surface: 4mm (Mechanical Surface Detection)
- Electronics: DAE4 Sn778; Calibrated: 2011/11/22
- Phantom: ELI 4.0\_Front; Type: QDOVA001BB; Serial: 1026
- Measurement SW: DASY4, V4.7 Build 80; Postprocessing SW: SEMCAD, V1.8 Build 186

**Ch1175/Area Scan (41x81x1):** Measurement grid: dx=20mm, dy=20mm

Maximum value of SAR (interpolated) = 1.04 mW/g

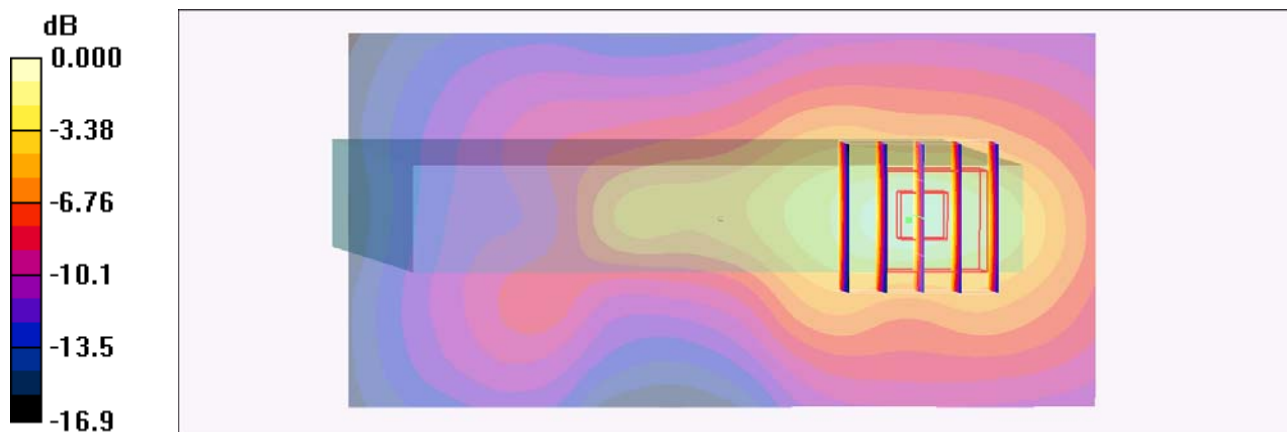
**Ch1175/Zoom Scan (5x5x7)/Cube 0:** Measurement grid: dx=8mm, dy=8mm, dz=5mm

Reference Value = 13.3 V/m; Power Drift = 0.051 dB

Peak SAR (extrapolated) = 1.46 W/kg

**SAR(1 g) = 0.910 mW/g; SAR(10 g) = 0.512 mW/g**

Maximum value of SAR (measured) = 1.04 mW/g



0 dB = 1.04mW/g



### #88 CDMA2000 BC1\_RTAP153.6\_Bottom Face\_0cm\_Ch25\_Jelly Sets

**DUT: 252422**

Communication System: CDMA ; Frequency: 1851.25 MHz;Duty Cycle: 1:1

Medium: MSL\_1900\_120525 Medium parameters used:  $f = 1851.25 \text{ MHz}$ ;  $\sigma = 1.46 \text{ mho/m}$ ;  $\epsilon_r =$

$54.7$ ;  $\rho = 1000 \text{ kg/m}^3$

Ambient Temperature :  $22.5 \text{ }^\circ\text{C}$  ; Liquid Temperature :  $21.5 \text{ }^\circ\text{C}$

DASY4 Configuration:

- Probe: ET3DV6R - SN1788; ConvF(4.06, 4.06, 4.06); Calibrated: 2012/1/26
- Sensor-Surface: 4mm (Mechanical Surface Detection)
- Electronics: DAE4 Sn778; Calibrated: 2011/11/22
- Phantom: ELI 4.0\_Front; Type: QDOVA001BB; Serial: 1026
- Measurement SW: DASY4, V4.7 Build 80; Postprocessing SW: SEMCAD, V1.8 Build 186

**Ch25/Area Scan (81x61x1):** Measurement grid:  $dx=20\text{mm}$ ,  $dy=20\text{mm}$

Maximum value of SAR (interpolated) =  $1.26 \text{ mW/g}$

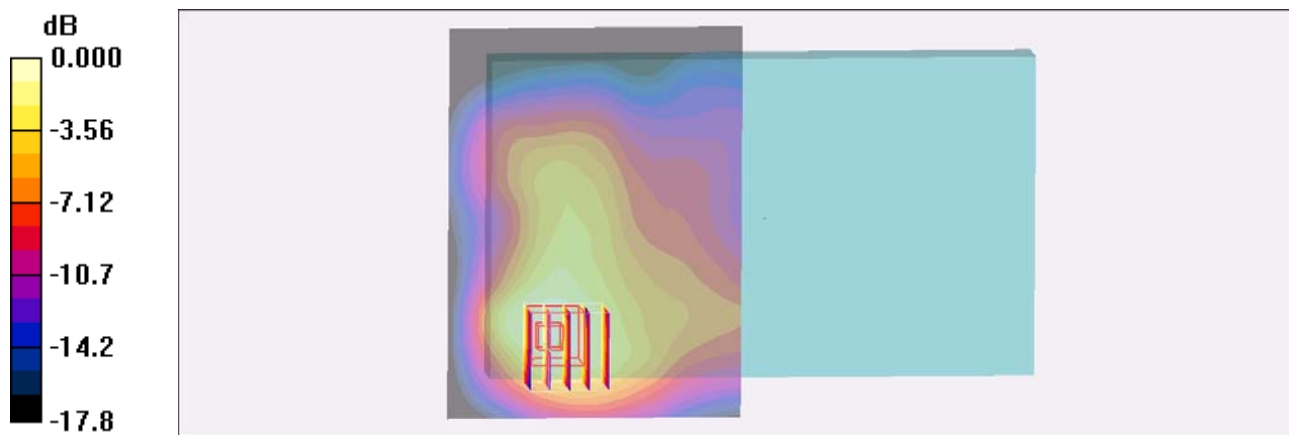
**Ch25/Zoom Scan (5x5x7)/Cube 0:** Measurement grid:  $dx=8\text{mm}$ ,  $dy=8\text{mm}$ ,  $dz=5\text{mm}$

Reference Value =  $6.40 \text{ V/m}$ ; Power Drift =  $0.053 \text{ dB}$

Peak SAR (extrapolated) =  $2.03 \text{ W/kg}$

**SAR(1 g) =  $1.28 \text{ mW/g}$ ; SAR(10 g) =  $0.768 \text{ mW/g}$**

Maximum value of SAR (measured) =  $1.34 \text{ mW/g}$



0 dB =  $1.34\text{mW/g}$

### #89 CDMA2000 BC1\_RTAP153.6\_Bottom Face\_0cm\_Ch1175\_Jelly Sets

**DUT: 252422**

Communication System: CDMA ; Frequency: 1908.75 MHz; Duty Cycle: 1:1

Medium: MSL\_1900\_120525 Medium parameters used:  $f = 1909$  MHz;  $\sigma = 1.53$  mho/m;  $\epsilon_r = 54.6$ ;  $\rho = 1000$  kg/m<sup>3</sup>

Ambient Temperature : 22.5 °C ; Liquid Temperature : 21.5 °C

DASY4 Configuration:

- Probe: ET3DV6R - SN1788; ConvF(4.06, 4.06, 4.06); Calibrated: 2012/1/26
- Sensor-Surface: 4mm (Mechanical Surface Detection)
- Electronics: DAE4 Sn778; Calibrated: 2011/11/22
- Phantom: ELI 4.0\_Front; Type: QDOVA001BB; Serial: 1026
- Measurement SW: DASY4, V4.7 Build 80; Postprocessing SW: SEMCAD, V1.8 Build 186

**Ch1175/Area Scan (81x61x1):** Measurement grid: dx=20mm, dy=20mm

Maximum value of SAR (interpolated) = 1.31 mW/g

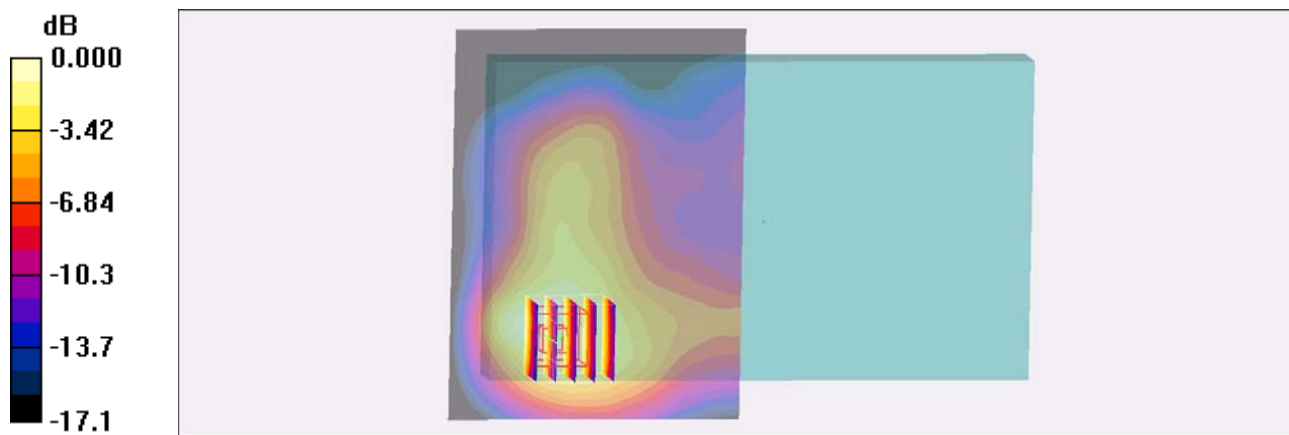
**Ch1175/Zoom Scan (5x5x7)/Cube 0:** Measurement grid: dx=8mm, dy=8mm, dz=5mm

Reference Value = 6.34 V/m; Power Drift = -0.075 dB

Peak SAR (extrapolated) = 2.02 W/kg

**SAR(1 g) = 1.19 mW/g; SAR(10 g) = 0.715 mW/g**

Maximum value of SAR (measured) = 1.27 mW/g



0 dB = 1.27mW/g

### #31 CDMA2000 BC1\_RTAP153.6\_Bottom Face\_0cm\_Ch600\_Hand Strap

**DUT: 252422**

Communication System: CDMA ; Frequency: 1880 MHz;Duty Cycle: 1:1

Medium: MSL\_1900\_120525 Medium parameters used:  $f = 1880$  MHz;  $\sigma = 1.49$  mho/m;  $\epsilon_r = 54.6$ ;  $\rho = 1000$  kg/m<sup>3</sup>

Ambient Temperature : 22.5 °C ; Liquid Temperature : 21.5 °C

DASY4 Configuration:

- Probe: ET3DV6R - SN1788; ConvF(4.06, 4.06, 4.06); Calibrated: 2012/1/26
- Sensor-Surface: 4mm (Mechanical Surface Detection)
- Electronics: DAE4 Sn778; Calibrated: 2011/11/22
- Phantom: ELI 4.0\_Front; Type: QDOVA001BB; Serial: 1026
- Measurement SW: DASY4, V4.7 Build 80; Postprocessing SW: SEMCAD, V1.8 Build 186

**Ch600/Area Scan (81x131x1):** Measurement grid: dx=20mm, dy=20mm

Maximum value of SAR (interpolated) = 0.222 mW/g


**Ch600/Zoom Scan (5x5x7)/Cube 0:** Measurement grid: dx=8mm, dy=8mm, dz=5mm

Reference Value = 4.94 V/m; Power Drift = 0.10 dB

Peak SAR (extrapolated) = 0.278 W/kg

**SAR(1 g) = 0.205 mW/g; SAR(10 g) = 0.137 mW/g**

Maximum value of SAR (measured) = 0.227 mW/g



0 dB = 0.227mW/g

### #32 CDMA2000 BC1\_RTAP153.6\_Primary Portrait\_0cm\_Ch600\_Hand Strap

**DUT: 252422**

Communication System: CDMA ; Frequency: 1880 MHz;Duty Cycle: 1:1

Medium: MSL\_1900\_120525 Medium parameters used:  $f = 1880$  MHz;  $\sigma = 1.49$  mho/m;  $\epsilon_r = 54.6$ ;  $\rho$

$= 1000$  kg/m<sup>3</sup>

Ambient Temperature : 22.5 °C ; Liquid Temperature : 21.5 °C

DASY4 Configuration:

- Probe: ET3DV6R - SN1788; ConvF(4.06, 4.06, 4.06); Calibrated: 2012/1/26
- Sensor-Surface: 4mm (Mechanical Surface Detection)
- Electronics: DAE4 Sn778; Calibrated: 2011/11/22
- Phantom: ELI 4.0\_Front; Type: QDOVA001BB; Serial: 1026
- Measurement SW: DASY4, V4.7 Build 80; Postprocessing SW: SEMCAD, V1.8 Build 186

**Ch600/Area Scan (41x81x1):** Measurement grid: dx=20mm, dy=20mm

Maximum value of SAR (interpolated) = 0.879 mW/g

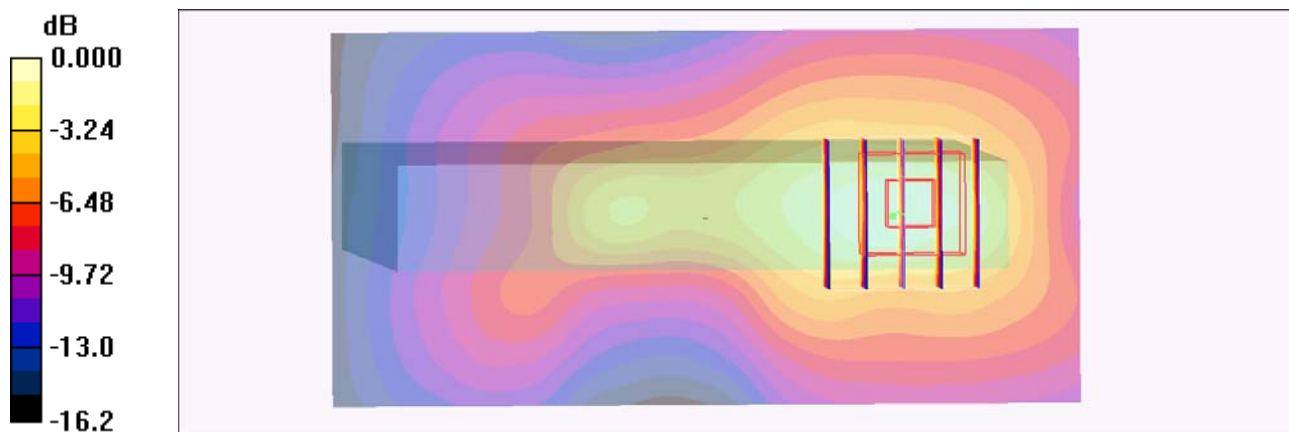
**Ch600/Zoom Scan (5x5x7)/Cube 0:** Measurement grid: dx=8mm, dy=8mm, dz=5mm

Reference Value = 17.0 V/m; Power Drift = -0.130 dB

Peak SAR (extrapolated) = 1.28 W/kg

**SAR(1 g) = 0.813 mW/g; SAR(10 g) = 0.458 mW/g**

Maximum value of SAR (measured) = 0.887 mW/g



0 dB = 0.887mW/g

### #33 CDMA2000 BC1\_RTAP153.6\_Primary Landscape\_0cm\_Ch600\_Hand Strap

**DUT: 252422**

Communication System: CDMA ; Frequency: 1880 MHz;Duty Cycle: 1:1

Medium: MSL\_1900\_120525 Medium parameters used:  $f = 1880$  MHz;  $\sigma = 1.49$  mho/m;  $\epsilon_r = 54.6$ ;  $\rho = 1000$  kg/m<sup>3</sup>

Ambient Temperature : 22.5 °C ; Liquid Temperature : 21.5 °C

DASY4 Configuration:

- Probe: ET3DV6R - SN1788; ConvF(4.06, 4.06, 4.06); Calibrated: 2012/1/26
- Sensor-Surface: 4mm (Mechanical Surface Detection)
- Electronics: DAE4 Sn778; Calibrated: 2011/11/22
- Phantom: ELI 4.0\_Front; Type: QDOVA001BB; Serial: 1026
- Measurement SW: DASY4, V4.7 Build 80; Postprocessing SW: SEMCAD, V1.8 Build 186

**Ch600/Area Scan (41x131x1):** Measurement grid: dx=20mm, dy=20mm

Maximum value of SAR (interpolated) = 0.064 mW/g

**Ch600/Zoom Scan (5x5x7)/Cube 0:** Measurement grid: dx=8mm, dy=8mm, dz=5mm

Reference Value = 3.99 V/m; Power Drift = -0.055 dB

Peak SAR (extrapolated) = 0.097 W/kg

**SAR(1 g) = 0.063 mW/g; SAR(10 g) = 0.036 mW/g**

Maximum value of SAR (measured) = 0.069 mW/g


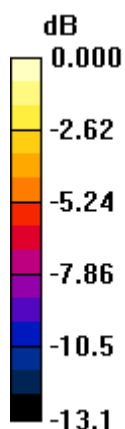
**Ch600/Zoom Scan (5x5x7)/Cube 1:** Measurement grid: dx=8mm, dy=8mm, dz=5mm

Reference Value = 3.99 V/m; Power Drift = -0.055 dB

Peak SAR (extrapolated) = 0.100 W/kg

**SAR(1 g) = 0.053 mW/g; SAR(10 g) = 0.036 mW/g**

Maximum value of SAR (measured) = 0.057 mW/g



0 dB = 0.057mW/g

### #34 CDMA2000 BC1\_RTAP153.6\_Front Face\_0cm\_Ch600\_Hand Strap\_Holster

**DUT: 252422**

Communication System: CDMA ; Frequency: 1880 MHz;Duty Cycle: 1:1

Medium: MSL\_1900\_120525 Medium parameters used:  $f = 1880$  MHz;  $\sigma = 1.49$  mho/m;  $\epsilon_r = 54.6$ ;  $\rho$

$= 1000$  kg/m<sup>3</sup>

Ambient Temperature : 22.5 °C ; Liquid Temperature : 21.5 °C

DASY4 Configuration:

- Probe: ET3DV6R - SN1788; ConvF(4.06, 4.06, 4.06); Calibrated: 2012/1/26
- Sensor-Surface: 4mm (Mechanical Surface Detection)
- Electronics: DAE4 Sn778; Calibrated: 2011/11/22
- Phantom: ELI 4.0\_Front; Type: QDOVA001BB; Serial: 1026
- Measurement SW: DASY4, V4.7 Build 80; Postprocessing SW: SEMCAD, V1.8 Build 186

**Ch600/Area Scan (81x131x1):** Measurement grid: dx=20mm, dy=20mm

Maximum value of SAR (interpolated) = 0.740 mW/g

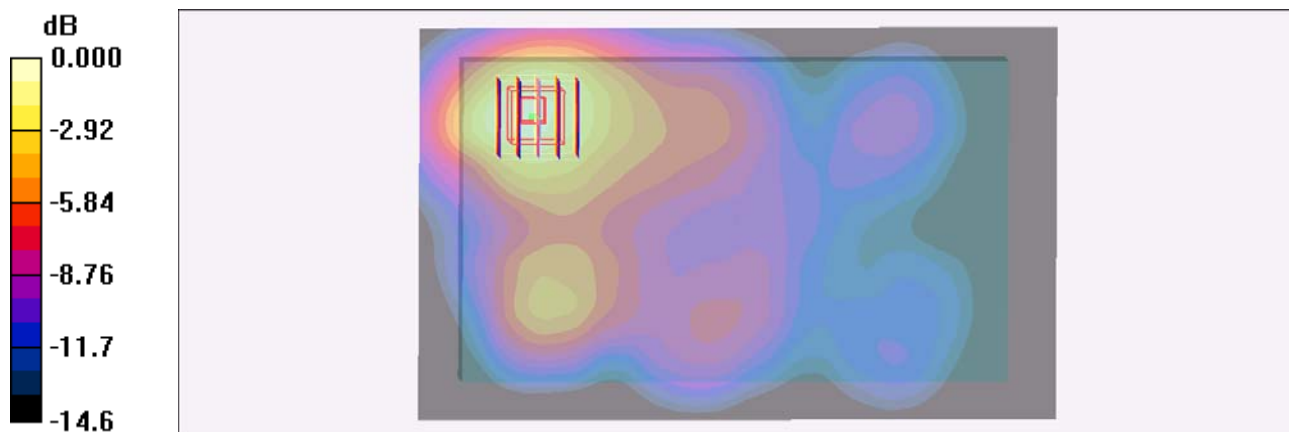
**Ch600/Zoom Scan (5x5x7)/Cube 0:** Measurement grid: dx=8mm, dy=8mm, dz=5mm

Reference Value = 8.75 V/m; Power Drift = -0.079 dB

Peak SAR (extrapolated) = 1.12 W/kg

**SAR(1 g) = 0.735 mW/g; SAR(10 g) = 0.455 mW/g**

Maximum value of SAR (measured) = 0.817 mW/g



0 dB = 0.817mW/g

### #90 CDMA2000 BC1\_RTAP153.6\_Primary Portrait\_0cm\_Ch600\_Hand Strap\_Jelly Sets

**DUT: 252422**

Communication System: CDMA ; Frequency: 1880 MHz;Duty Cycle: 1:1

Medium: MSL\_1900\_120525 Medium parameters used:  $f = 1880$  MHz;  $\sigma = 1.49$  mho/m;  $\epsilon_r = 54.6$ ;  $\rho = 1000$  kg/m<sup>3</sup>

Ambient Temperature : 22.5 °C ; Liquid Temperature : 21.5 °C

DASY4 Configuration:

- Probe: ET3DV6R - SN1788; ConvF(4.06, 4.06, 4.06); Calibrated: 2012/1/26
- Sensor-Surface: 4mm (Mechanical Surface Detection)
- Electronics: DAE4 Sn778; Calibrated: 2011/11/22
- Phantom: ELI 4.0\_Front; Type: QDOVA001BB; Serial: 1026
- Measurement SW: DASY4, V4.7 Build 80; Postprocessing SW: SEMCAD, V1.8 Build 186

**Ch600/Area Scan (41x81x1):** Measurement grid: dx=20mm, dy=20mm

Maximum value of SAR (interpolated) = 0.916 mW/g

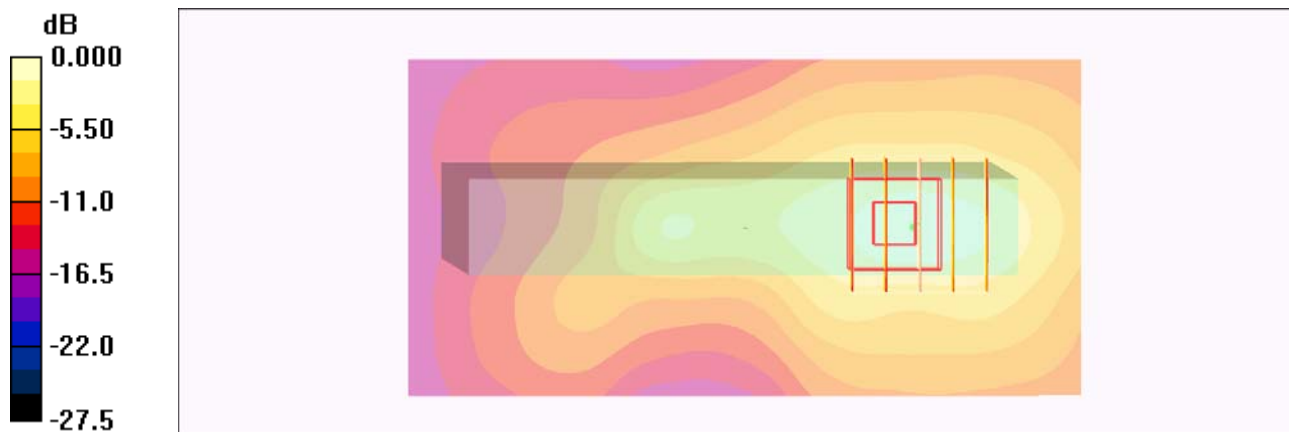
**Ch600/Zoom Scan (5x5x7)/Cube 0:** Measurement grid: dx=8mm, dy=8mm, dz=5mm

Reference Value = 15.8 V/m; Power Drift = 0.017 dB

Peak SAR (extrapolated) = 1.17 W/kg

**SAR(1 g) = 0.741 mW/g; SAR(10 g) = 0.400 mW/g**

Maximum value of SAR (measured) = 0.961 mW/g



0 dB = 0.961mW/g

### #53 CDMA2000 BC1\_RTAP153.6\_Primary Portrait\_0cm\_Ch25\_Hand Strap

**DUT: 252422**

Communication System: CDMA ; Frequency: 1851.25 MHz;Duty Cycle: 1:1

Medium: MSL\_1900\_120525 Medium parameters used:  $f = 1851.25 \text{ MHz}$ ;  $\sigma = 1.46 \text{ mho/m}$ ;  $\epsilon_r =$

$54.7$ ;  $\rho = 1000 \text{ kg/m}^3$

Ambient Temperature :  $22.5 \text{ }^\circ\text{C}$  ; Liquid Temperature :  $21.5 \text{ }^\circ\text{C}$

DASY4 Configuration:

- Probe: ET3DV6R - SN1788; ConvF(4.06, 4.06, 4.06); Calibrated: 2012/1/26
- Sensor-Surface: 4mm (Mechanical Surface Detection)
- Electronics: DAE4 Sn778; Calibrated: 2011/11/22
- Phantom: ELI 4.0\_Front; Type: QDOVA001BB; Serial: 1026
- Measurement SW: DASY4, V4.7 Build 80; Postprocessing SW: SEMCAD, V1.8 Build 186

**Ch25/Area Scan (41x81x1):** Measurement grid:  $dx=20\text{mm}$ ,  $dy=20\text{mm}$

Maximum value of SAR (interpolated) =  $0.837 \text{ mW/g}$

**Ch25/Zoom Scan (5x5x7)/Cube 0:** Measurement grid:  $dx=8\text{mm}$ ,  $dy=8\text{mm}$ ,  $dz=5\text{mm}$

Reference Value =  $18.2 \text{ V/m}$ ; Power Drift =  $0.054 \text{ dB}$

Peak SAR (extrapolated) =  $1.31 \text{ W/kg}$

**SAR(1 g) =  $0.811 \text{ mW/g}$ ; SAR(10 g) =  $0.478 \text{ mW/g}$**

Maximum value of SAR (measured) =  $0.907 \text{ mW/g}$

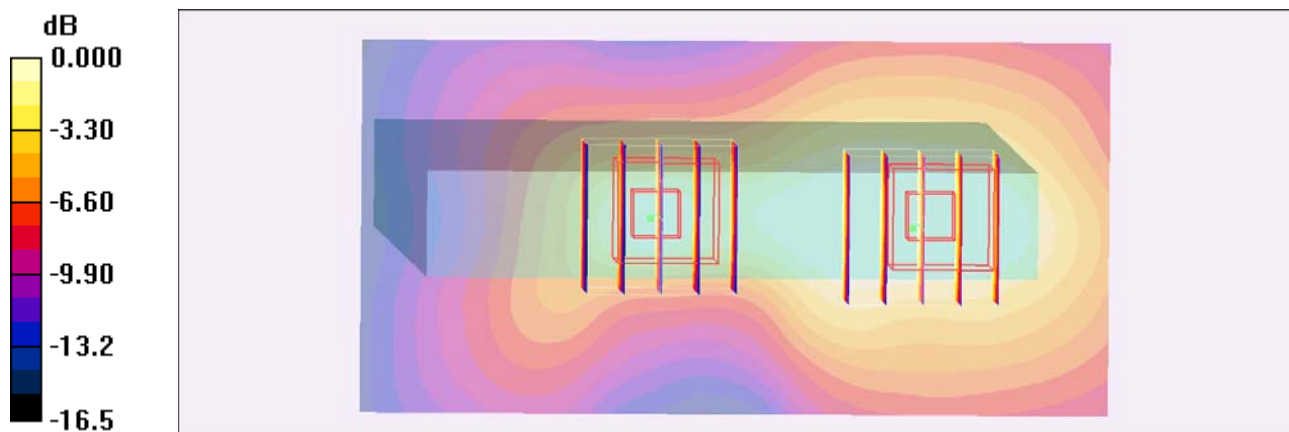
**Ch25/Zoom Scan (5x5x7)/Cube 1:** Measurement grid:  $dx=8\text{mm}$ ,  $dy=8\text{mm}$ ,  $dz=5\text{mm}$

Reference Value =  $18.2 \text{ V/m}$ ; Power Drift =  $0.054 \text{ dB}$

Peak SAR (extrapolated) =  $0.866 \text{ W/kg}$

**SAR(1 g) =  $0.520 \text{ mW/g}$ ; SAR(10 g) =  $0.283 \text{ mW/g}$**

Maximum value of SAR (measured) =  $0.595 \text{ mW/g}$



0 dB =  $0.595\text{mW/g}$



## #54 CDMA2000 BC1\_RTAP153.6\_Primary Portrait\_0cm\_Ch1175\_Hand Strap

**DUT: 252422**

Communication System: CDMA ; Frequency: 1908.75 MHz; Duty Cycle: 1:1

Medium: MSL\_1900\_120525 Medium parameters used:  $f = 1909$  MHz;  $\sigma = 1.53$  mho/m;  $\epsilon_r = 54.6$ ;  $\rho = 1000$  kg/m<sup>3</sup>

Ambient Temperature : 22.5 °C ; Liquid Temperature : 21.5 °C

DASY4 Configuration:

- Probe: ET3DV6R - SN1788; ConvF(4.06, 4.06, 4.06); Calibrated: 2012/1/26
- Sensor-Surface: 4mm (Mechanical Surface Detection)
- Electronics: DAE4 Sn778; Calibrated: 2011/11/22
- Phantom: ELI 4.0\_Front; Type: QDOVA001BB; Serial: 1026
- Measurement SW: DASY4, V4.7 Build 80; Postprocessing SW: SEMCAD, V1.8 Build 186

**Ch1175/Area Scan (41x81x1):** Measurement grid: dx=20mm, dy=20mm

Maximum value of SAR (interpolated) = 0.827 mW/g


**Ch1175/Zoom Scan (5x5x7)/Cube 0:** Measurement grid: dx=8mm, dy=8mm, dz=5mm

Reference Value = 15.8 V/m; Power Drift = 0.029 dB

Peak SAR (extrapolated) = 1.34 W/kg

**SAR(1 g) = 0.875 mW/g; SAR(10 g) = 0.487 mW/g**

Maximum value of SAR (measured) = 0.987 mW/g



0 dB = 0.987mW/g

### #54 CDMA2000 BC1\_RTAP153.6\_Primary Portrait\_0cm\_Ch1175\_Hand Strap\_2D

**DUT: 252422**

Communication System: CDMA ; Frequency: 1908.75 MHz; Duty Cycle: 1:1

Medium: MSL\_1900\_120525 Medium parameters used:  $f = 1909$  MHz;  $\sigma = 1.53$  mho/m;  $\epsilon_r = 54.6$ ;

$\rho = 1000$  kg/m<sup>3</sup>

Ambient Temperature : 22.5 °C ; Liquid Temperature : 21.5 °C

DASY4 Configuration:

- Probe: ET3DV6R - SN1788; ConvF(4.06, 4.06, 4.06); Calibrated: 2012/1/26
- Sensor-Surface: 4mm (Mechanical Surface Detection)
- Electronics: DAE4 Sn778; Calibrated: 2011/11/22
- Phantom: ELI 4.0\_Front; Type: QDOVA001BB; Serial: 1026
- Measurement SW: DASY4, V4.7 Build 80; Postprocessing SW: SEMCAD, V1.8 Build 186

**Ch1175/Area Scan (41x81x1):** Measurement grid: dx=20mm, dy=20mm

Maximum value of SAR (interpolated) = 0.827 mW/g

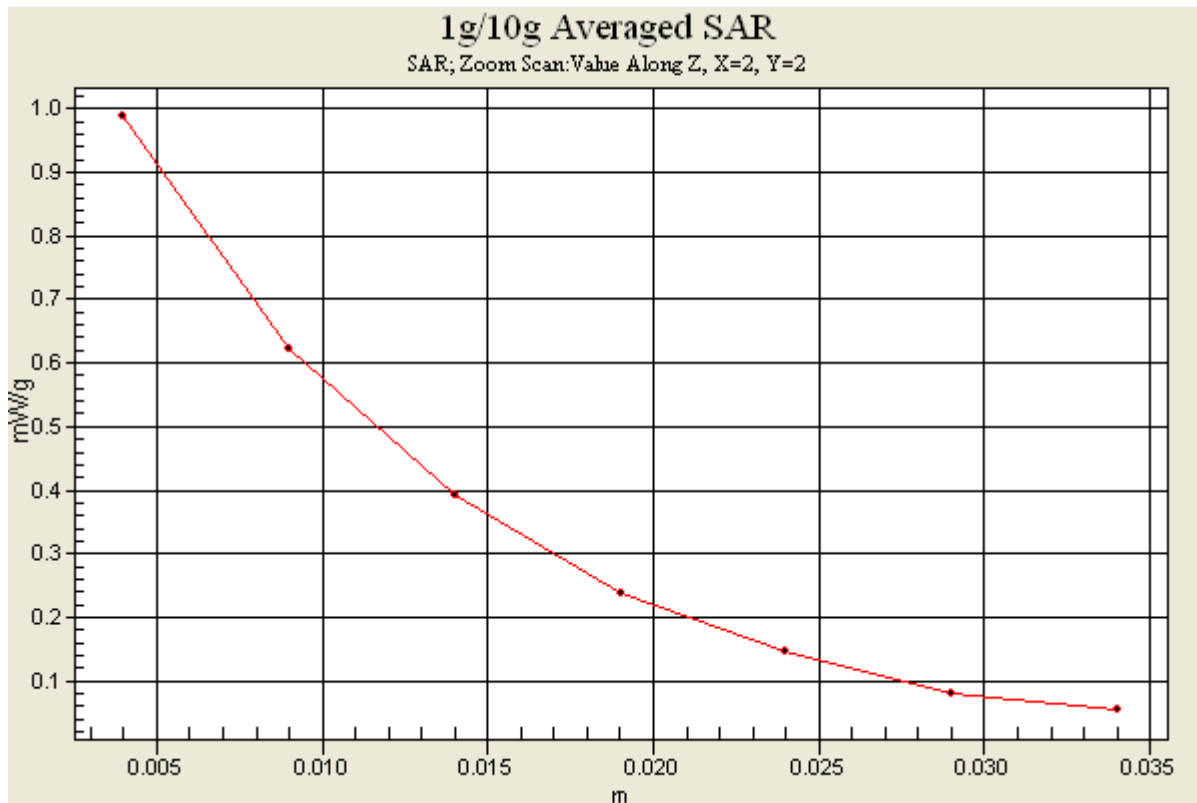
**Ch1175/Zoom Scan (5x5x7)/Cube 0:** Measurement grid: dx=8mm, dy=8mm, dz=5mm

Reference Value = 15.8 V/m; Power Drift = 0.029 dB

Peak SAR (extrapolated) = 1.34 W/kg

**SAR(1 g) = 0.875 mW/g; SAR(10 g) = 0.487 mW/g**

Maximum value of SAR (measured) = 0.987 mW/g



**#145 WLAN2.4G\_802.11b\_Bottom Face\_0cm\_Ch6**

**DUT: 252422**

Communication System: 802.11b ; Frequency: 2437 MHz;Duty Cycle: 1:1

Medium: MSL\_2450\_120603 Medium parameters used:  $f = 2437$  MHz;  $\sigma = 1.95$  mho/m;  $\epsilon_r = 52.8$ ;  $\rho = 1000$  kg/m<sup>3</sup>

Ambient Temperature : 22.6 °C ; Liquid Temperature : 21.6 °C

DASY5 Configuration:

- Probe: EX3DV4 - SN3792; ConvF(6.67, 6.67, 6.67); Calibrated: 2011/6/20
- Sensor-Surface: 4mm (Mechanical Surface Detection)
- Electronics: DAE3 Sn495; Calibrated: 2012/4/23
- Phantom: ELI 4.0; Type: QDOVA001BA; Serial: 1029
- Software: DASY5 Version; SEMCAD X Version 13.4 Build 45

**Ch6/Area Scan (81x131x1):** Measurement grid: dx=20mm, dy=20mm

Maximum value of SAR (interpolated) = 1.28 mW/g

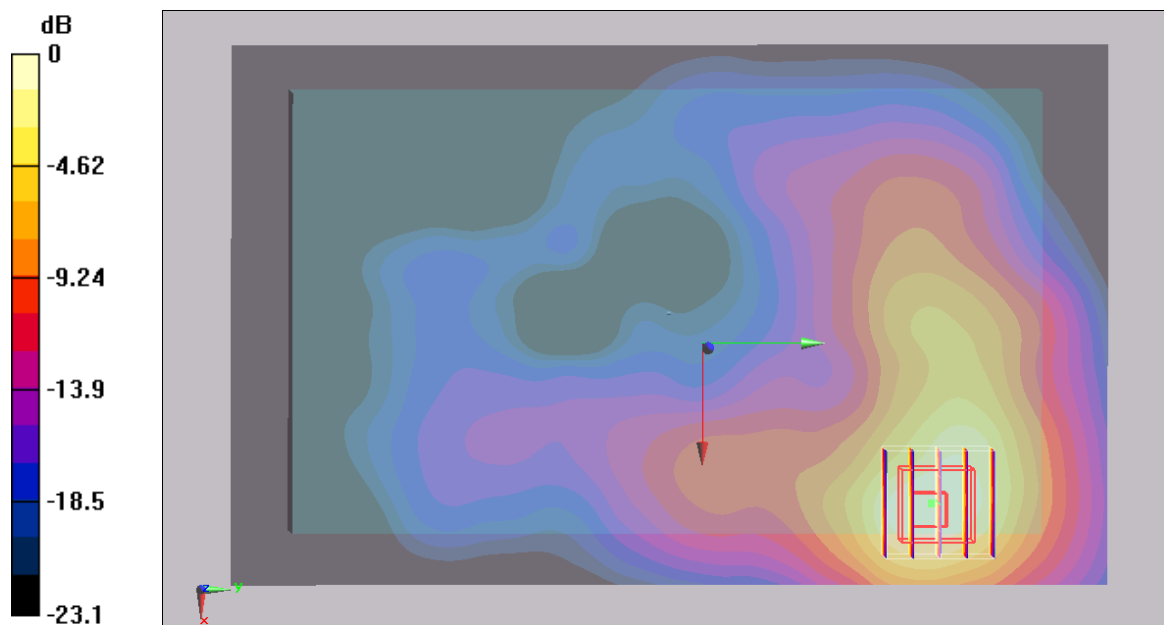
**Ch6/Zoom Scan (5x5x7)/Cube 0:** Measurement grid: dx=8mm, dy=8mm, dz=5mm

Reference Value = 2.62 V/m; Power Drift = -0.197 dB

Peak SAR (extrapolated) = 2.03 W/kg

**SAR(1 g) = 1.06 mW/g; SAR(10 g) = 0.556 mW/g**

Maximum value of SAR (measured) = 1.14 mW/g



**#146 WLAN2.4G\_802.11b\_Secondary Portrait\_0cm\_Ch6**

**DUT: 252422**

Communication System: 802.11b ; Frequency: 2437 MHz;Duty Cycle: 1:1

Medium: MSL\_2450\_120603 Medium parameters used:  $f = 2437$  MHz;  $\sigma = 1.95$  mho/m;  $\epsilon_r = 52.8$ ;  $\rho = 1000$  kg/m<sup>3</sup>

Ambient Temperature : 22.6 °C ; Liquid Temperature : 21.6 °C

DASY5 Configuration:

- Probe: EX3DV4 - SN3792; ConvF(6.67, 6.67, 6.67); Calibrated: 2011/6/20
- Sensor-Surface: 4mm (Mechanical Surface Detection)
- Electronics: DAE3 Sn495; Calibrated: 2012/4/23
- Phantom: ELI 4.0; Type: QDOVA001BA; Serial: 1029
- Software: DASY5 Version; SEMCAD X Version 13.4 Build 45

**Ch6/Area Scan (31x91x1):** Measurement grid: dx=20mm, dy=20mm

Maximum value of SAR (interpolated) = 0.183 mW/g

**Ch6/Zoom Scan (5x5x7)/Cube 0:** Measurement grid: dx=8mm, dy=8mm, dz=5mm

Reference Value = 8.64 V/m; Power Drift = -0.121 dB

Peak SAR (extrapolated) = 0.323 W/kg

**SAR(1 g) = 0.179 mW/g; SAR(10 g) = 0.103 mW/g**

Maximum value of SAR (measured) = 0.189 mW/g

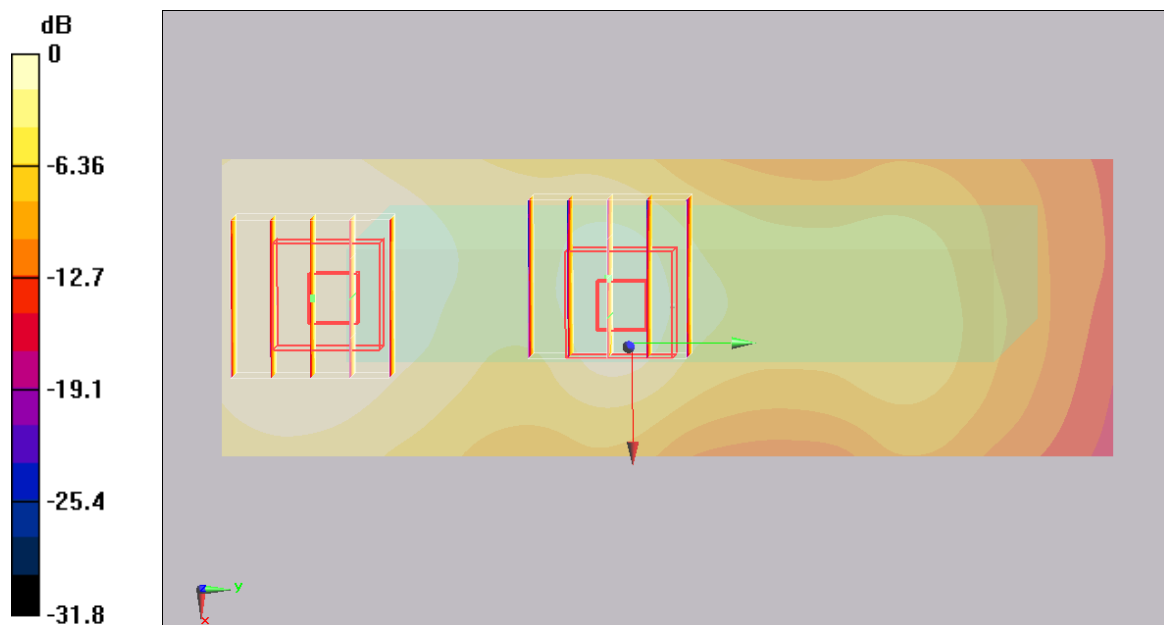
**Ch6/Zoom Scan (5x5x7)/Cube 1:** Measurement grid: dx=8mm, dy=8mm, dz=5mm

Reference Value = 8.64 V/m; Power Drift = -0.121 dB

Peak SAR (extrapolated) = 0.304 W/kg

**SAR(1 g) = 0.161 mW/g; SAR(10 g) = 0.085 mW/g**

Maximum value of SAR (measured) = 0.174 mW/g



0 dB = 0.174mW/g

**#147 WLAN2.4G\_802.11b\_Front Face\_0cm\_Ch6\_Holster**

**DUT: 252422**

Communication System: 802.11b ; Frequency: 2437 MHz;Duty Cycle: 1:1

Medium: MSL\_2450\_120603 Medium parameters used:  $f = 2437$  MHz;  $\sigma = 1.95$  mho/m;  $\epsilon_r = 52.8$ ;  $\rho = 1000$  kg/m<sup>3</sup>

Ambient Temperature : 22.6 °C ; Liquid Temperature : 21.6 °C

DASY5 Configuration:

- Probe: EX3DV4 - SN3792; ConvF(6.67, 6.67, 6.67); Calibrated: 2011/6/20
- Sensor-Surface: 4mm (Mechanical Surface Detection)
- Electronics: DAE3 Sn495; Calibrated: 2012/4/23
- Phantom: ELI 4.0; Type: QDOVA001BA; Serial: 1029
- Software: DASY5 Version; SEMCAD X Version 13.4 Build 45

**Ch6/Area Scan (81x131x1):** Measurement grid: dx=20mm, dy=20mm

Maximum value of SAR (interpolated) = 0.201 mW/g

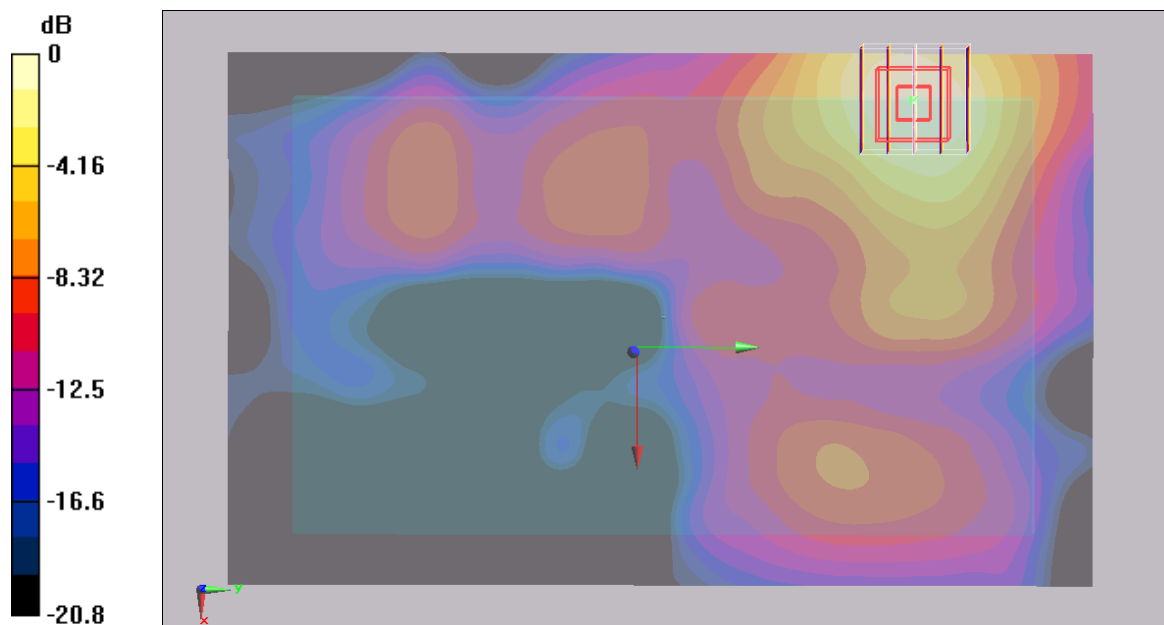
**Ch6/Zoom Scan (5x5x7)/Cube 0:** Measurement grid: dx=8mm, dy=8mm, dz=5mm

Reference Value = 2.41 V/m; Power Drift = -0.107 dB

Peak SAR (extrapolated) = 0.332 W/kg

**SAR(1 g) = 0.184 mW/g; SAR(10 g) = 0.102 mW/g**

Maximum value of SAR (measured) = 0.198 mW/g



0 dB = 0.198mW/g



**#149 WLAN2.4G\_802.11b\_Bottom Face\_0cm\_Ch6\_Jelly Sets**

**DUT: 252422**

Communication System: 802.11b ; Frequency: 2437 MHz;Duty Cycle: 1:1

Medium: MSL\_2450\_120603 Medium parameters used:  $f = 2437$  MHz;  $\sigma = 1.95$  mho/m;  $\epsilon_r = 52.8$ ;  $\rho = 1000$  kg/m<sup>3</sup>

Ambient Temperature : 22.6 °C ; Liquid Temperature : 21.6 °C

DASY5 Configuration:

- Probe: EX3DV4 - SN3792; ConvF(6.67, 6.67, 6.67); Calibrated: 2011/6/20
- Sensor-Surface: 4mm (Mechanical Surface Detection)
- Electronics: DAE3 Sn495; Calibrated: 2012/4/23
- Phantom: ELI 4.0; Type: QDOVA001BA; Serial: 1029
- Software: DASY5 Version; SEMCAD X Version 13.4 Build 45

**Ch6/Area Scan (81x61x1):** Measurement grid: dx=20mm, dy=20mm

Maximum value of SAR (interpolated) = 1.25 mW/g


**Ch6/Zoom Scan (5x5x7)/Cube 0:** Measurement grid: dx=8mm, dy=8mm, dz=5mm

Reference Value = 2.38 V/m; Power Drift = -0.148 dB

Peak SAR (extrapolated) = 2.1 W/kg

**SAR(1 g) = 1.09 mW/g; SAR(10 g) = 0.559 mW/g**

Maximum value of SAR (measured) = 1.19 mW/g



0 dB = 1.19mW/g

**#150 WLAN2.4G\_802.11b\_Bottom Face\_0cm\_Ch1**

**DUT: 252422**

Communication System: 802.11b ; Frequency: 2412 MHz;Duty Cycle: 1:1

Medium: MSL\_2450\_120603 Medium parameters used:  $f = 2412$  MHz;  $\sigma = 1.91$  mho/m;  $\epsilon_r = 52.8$ ;  $\rho = 1000$  kg/m<sup>3</sup>

Ambient Temperature : 22.6 °C ; Liquid Temperature : 21.6 °C

DASY5 Configuration:

- Probe: EX3DV4 - SN3792; ConvF(6.67, 6.67, 6.67); Calibrated: 2011/6/20
- Sensor-Surface: 4mm (Mechanical Surface Detection)
- Electronics: DAE3 Sn495; Calibrated: 2012/4/23
- Phantom: ELI 4.0; Type: QDOVA001BA; Serial: 1029
- Software: DASY5 Version; SEMCAD X Version 13.4 Build 45

**Ch1/Area Scan (81x61x1):** Measurement grid: dx=20mm, dy=20mm

Maximum value of SAR (interpolated) = 0.946 mW/g


**Ch1/Zoom Scan (5x5x7)/Cube 0:** Measurement grid: dx=8mm, dy=8mm, dz=5mm

Reference Value = 1.94 V/m; Power Drift = 0.028 dB

Peak SAR (extrapolated) = 1.63 W/kg

**SAR(1 g) = 0.857 mW/g; SAR(10 g) = 0.442 mW/g**

Maximum value of SAR (measured) = 0.921 mW/g



0 dB = 0.921mW/g

**#151 WLAN2.4G\_802.11b\_Bottom Face\_0cm\_Ch11**

**DUT: 252422**

Communication System: 802.11b ; Frequency: 2462 MHz;Duty Cycle: 1:1

Medium: MSL\_2450\_120603 Medium parameters used:  $f = 2462$  MHz;  $\sigma = 1.98$  mho/m;  $\epsilon_r = 52.7$ ;  $\rho = 1000$  kg/m<sup>3</sup>

Ambient Temperature : 22.6 °C ; Liquid Temperature : 21.6 °C

DASY5 Configuration:

- Probe: EX3DV4 - SN3792; ConvF(6.67, 6.67, 6.67); Calibrated: 2011/6/20
- Sensor-Surface: 4mm (Mechanical Surface Detection)
- Electronics: DAE3 Sn495; Calibrated: 2012/4/23
- Phantom: ELI 4.0; Type: QDOVA001BA; Serial: 1029
- Software: DASY5 Version; SEMCAD X Version 13.4 Build 45

**Ch11/Area Scan (81x61x1):** Measurement grid: dx=20mm, dy=20mm

Maximum value of SAR (interpolated) = 1.57 mW/g


**Ch11/Zoom Scan (5x5x7)/Cube 0:** Measurement grid: dx=8mm, dy=8mm, dz=5mm

Reference Value = 2.74 V/m; Power Drift = -0.185 dB

Peak SAR (extrapolated) = 2.64 W/kg

**SAR(1 g) = 1.36 mW/g; SAR(10 g) = 0.696 mW/g**

Maximum value of SAR (measured) = 1.45 mW/g



0 dB = 1.45mW/g

**#152 WLAN2.4G\_802.11b\_Bottom Face\_0cm\_Ch1\_Jelly Sets**

**DUT: 252422**

Communication System: 802.11b ; Frequency: 2412 MHz;Duty Cycle: 1:1

Medium: MSL\_2450\_120603 Medium parameters used:  $f = 2412$  MHz;  $\sigma = 1.91$  mho/m;  $\epsilon_r = 52.8$ ;  $\rho = 1000$  kg/m<sup>3</sup>

Ambient Temperature : 22.6 °C ; Liquid Temperature : 21.6 °C

DASY5 Configuration:

- Probe: EX3DV4 - SN3792; ConvF(6.67, 6.67, 6.67); Calibrated: 2011/6/20
- Sensor-Surface: 4mm (Mechanical Surface Detection)
- Electronics: DAE3 Sn495; Calibrated: 2012/4/23
- Phantom: ELI 4.0; Type: QDOVA001BA; Serial: 1029
- Software: DASY5 Version; SEMCAD X Version 13.4 Build 45

**Ch1/Area Scan (81x61x1):** Measurement grid: dx=20mm, dy=20mm

Maximum value of SAR (interpolated) = 0.948 mW/g

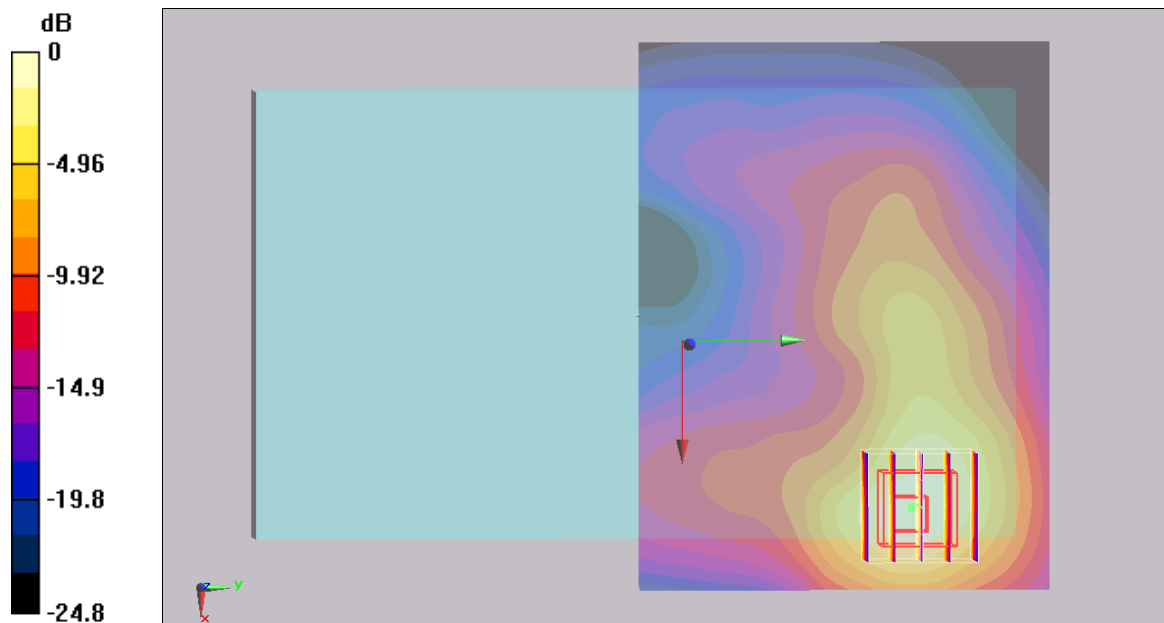
**Ch1/Zoom Scan (5x5x7)/Cube 0:** Measurement grid: dx=8mm, dy=8mm, dz=5mm

Reference Value = 1.78 V/m; Power Drift = -0.131 dB

Peak SAR (extrapolated) = 1.58 W/kg

**SAR(1 g) = 0.825 mW/g; SAR(10 g) = 0.425 mW/g**

Maximum value of SAR (measured) = 0.899 mW/g



0 dB = 0.899mW/g



**#153 WLAN2.4G\_802.11b\_Bottom Face\_0cm\_Ch11\_Jelly Sets**

**DUT: 252422**

Communication System: 802.11b ; Frequency: 2462 MHz;Duty Cycle: 1:1

Medium: MSL\_2450\_120603 Medium parameters used:  $f = 2462$  MHz;  $\sigma = 1.98$  mho/m;  $\epsilon_r = 52.7$ ;  $\rho = 1000$  kg/m<sup>3</sup>

Ambient Temperature : 22.6 °C ; Liquid Temperature : 21.6 °C

DASY5 Configuration:

- Probe: EX3DV4 - SN3792; ConvF(6.67, 6.67, 6.67); Calibrated: 2011/6/20
- Sensor-Surface: 4mm (Mechanical Surface Detection)
- Electronics: DAE3 Sn495; Calibrated: 2012/4/23
- Phantom: ELI 4.0; Type: QDOVA001BA; Serial: 1029
- Software: DASY5 Version; SEMCAD X Version 13.4 Build 45

**Ch11/Area Scan (81x61x1):** Measurement grid: dx=20mm, dy=20mm

Maximum value of SAR (interpolated) = 1.55 mW/g


**Ch11/Zoom Scan (5x5x7)/Cube 0:** Measurement grid: dx=8mm, dy=8mm, dz=5mm

Reference Value = 2.88 V/m; Power Drift = -0.128 dB

Peak SAR (extrapolated) = 2.72 W/kg

**SAR(1 g) = 1.4 mW/g; SAR(10 g) = 0.719 mW/g**

Maximum value of SAR (measured) = 1.51 mW/g



0 dB = 1.51mW/g

#153 WLAN2.4G\_802.11b\_Bottom Face\_0cm\_Ch11\_Jelly Sets\_2D

DUT: 252422

Communication System: 802.11b ; Frequency: 2462 MHz;Duty Cycle: 1:1

Medium: MSL\_2450\_120603 Medium parameters used:  $f = 2462$  MHz;  $\sigma = 1.98$  mho/m;  $\epsilon_r = 52.7$ ;  $\rho = 1000$  kg/m<sup>3</sup>

Ambient Temperature : 22.6 °C ; Liquid Temperature : 21.6 °C

DASY5 Configuration:

- Probe: EX3DV4 - SN3792; ConvF(6.67, 6.67, 6.67); Calibrated: 2011/6/20
- Sensor-Surface: 4mm (Mechanical Surface Detection)
- Electronics: DAE3 Sn495; Calibrated: 2012/4/23
- Phantom: ELI 4.0; Type: QDOVA001BA; Serial: 1029
- Software: DASY5 Version; SEMCAD X Version 13.4 Build 45

**Ch11/Area Scan (81x61x1):** Measurement grid: dx=20mm, dy=20mm

Maximum value of SAR (interpolated) = 1.55 mW/g

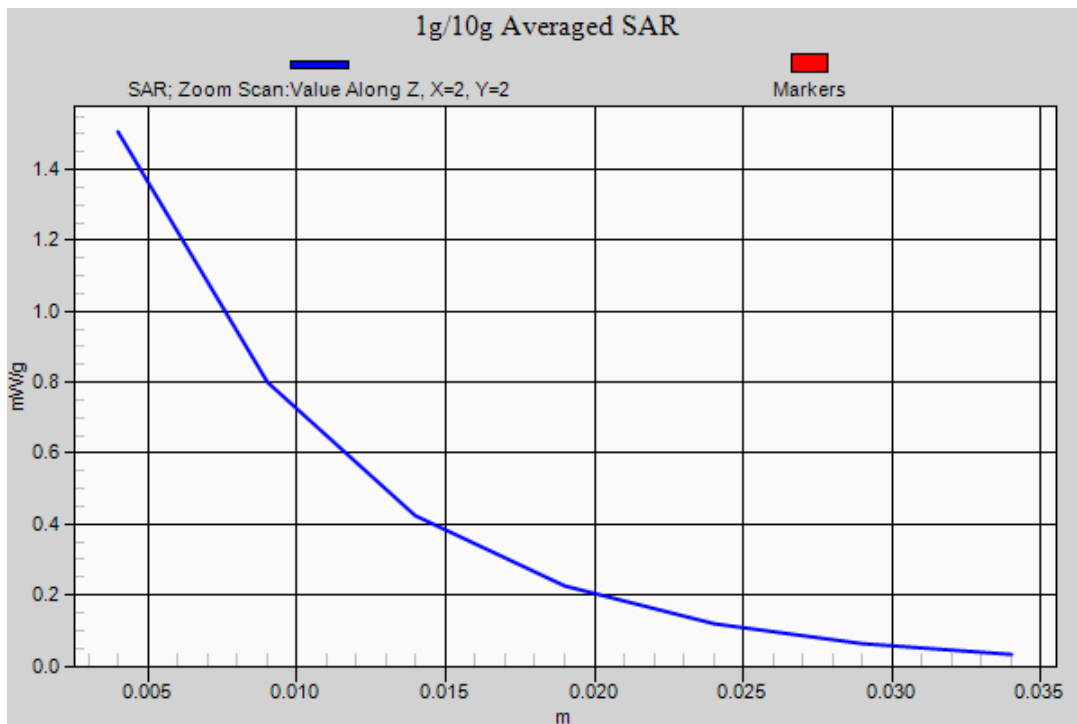
**Ch11/Zoom Scan (5x5x7)/Cube 0:** Measurement grid: dx=8mm, dy=8mm, dz=5mm

Reference Value = 2.88 V/m; Power Drift = -0.128 dB

Peak SAR (extrapolated) = 2.72 W/kg

**SAR(1 g) = 1.4 mW/g; SAR(10 g) = 0.719 mW/g**

Maximum value of SAR (measured) = 1.51 mW/g



**#154 WLAN2.4G\_802.11b\_Bottom Face\_0cm\_Ch6\_Hand Strap**

**DUT: 252422**

Communication System: 802.11b ; Frequency: 2437 MHz;Duty Cycle: 1:1

Medium: MSL\_2450\_120603 Medium parameters used:  $f = 2437$  MHz;  $\sigma = 1.95$  mho/m;  $\epsilon_r = 52.8$ ;  $\rho = 1000$  kg/m<sup>3</sup>

Ambient Temperature : 22.6 °C ; Liquid Temperature : 21.6 °C

DASY5 Configuration:

- Probe: EX3DV4 - SN3792; ConvF(6.67, 6.67, 6.67); Calibrated: 2011/6/20
- Sensor-Surface: 4mm (Mechanical Surface Detection)
- Electronics: DAE3 Sn495; Calibrated: 2012/4/23
- Phantom: ELI 4.0; Type: QDOVA001BA; Serial: 1029
- Software: DASY5 Version; SEMCAD X Version 13.4 Build 45

**Ch6/Area Scan (81x121x1):** Measurement grid: dx=20mm, dy=20mm

Maximum value of SAR (interpolated) = 0.161 mW/g

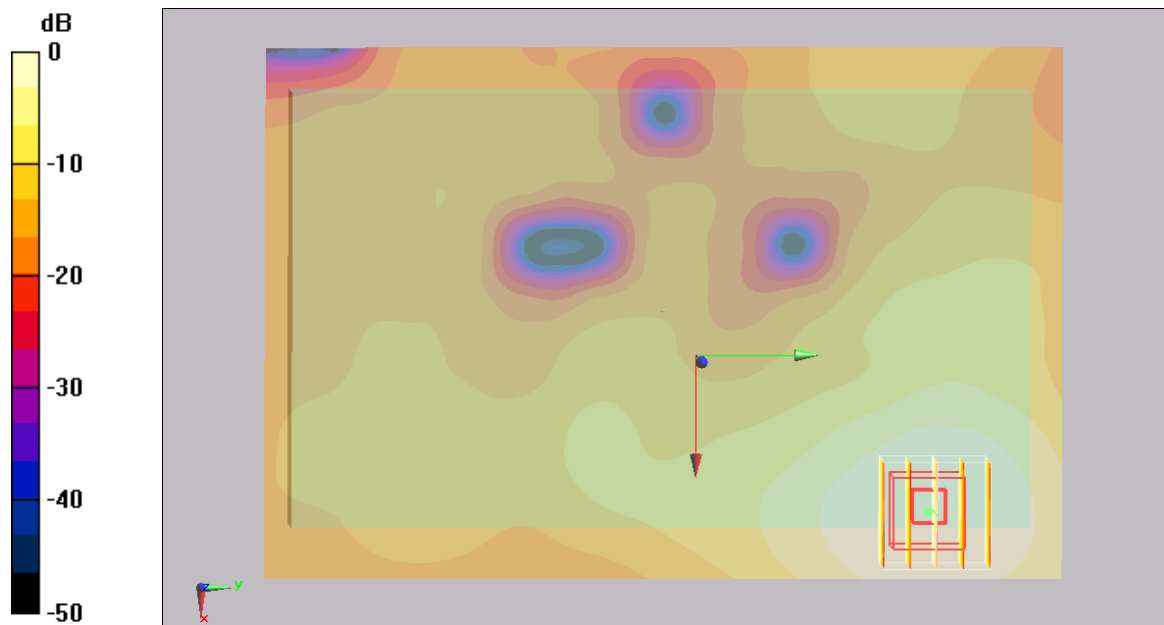
**Ch6/Zoom Scan (5x5x7)/Cube 0:** Measurement grid: dx=8mm, dy=8mm, dz=5mm

Reference Value = 1.6 V/m; Power Drift = 0.101 dB

Peak SAR (extrapolated) = 0.233 W/kg

**SAR(1 g) = 0.131 mW/g; SAR(10 g) = 0.074 mW/g**

Maximum value of SAR (measured) = 0.145 mW/g



0 dB = 0.145mW/g

**#155 WLAN2.4G\_802.11b\_Secondary Portrait\_0cm\_Ch6\_Hand Strap**

**DUT: 252422**

Communication System: 802.11b ; Frequency: 2437 MHz;Duty Cycle: 1:1

Medium: MSL\_2450\_120603 Medium parameters used:  $f = 2437$  MHz;  $\sigma = 1.95$  mho/m;  $\epsilon_r = 52.8$ ;  $\rho = 1000$  kg/m<sup>3</sup>

Ambient Temperature : 22.6 °C ; Liquid Temperature : 21.6 °C

DASY5 Configuration:

- Probe: EX3DV4 - SN3792; ConvF(6.67, 6.67, 6.67); Calibrated: 2011/6/20
- Sensor-Surface: 4mm (Mechanical Surface Detection)
- Electronics: DAE3 Sn495; Calibrated: 2012/4/23
- Phantom: ELI 4.0; Type: QDOVA001BA; Serial: 1029
- Software: DASY5 Version; SEMCAD X Version 13.4 Build 45

**Ch6/Area Scan (31x91x1):** Measurement grid: dx=20mm, dy=20mm

Maximum value of SAR (interpolated) = 0.169 mW/g

**Ch6/Zoom Scan (5x5x7)/Cube 0:** Measurement grid: dx=8mm, dy=8mm, dz=5mm

Reference Value = 7.33 V/m; Power Drift = -0.176 dB

Peak SAR (extrapolated) = 0.286 W/kg

**SAR(1 g) = 0.160 mW/g; SAR(10 g) = 0.092 mW/g**

Maximum value of SAR (measured) = 0.169 mW/g

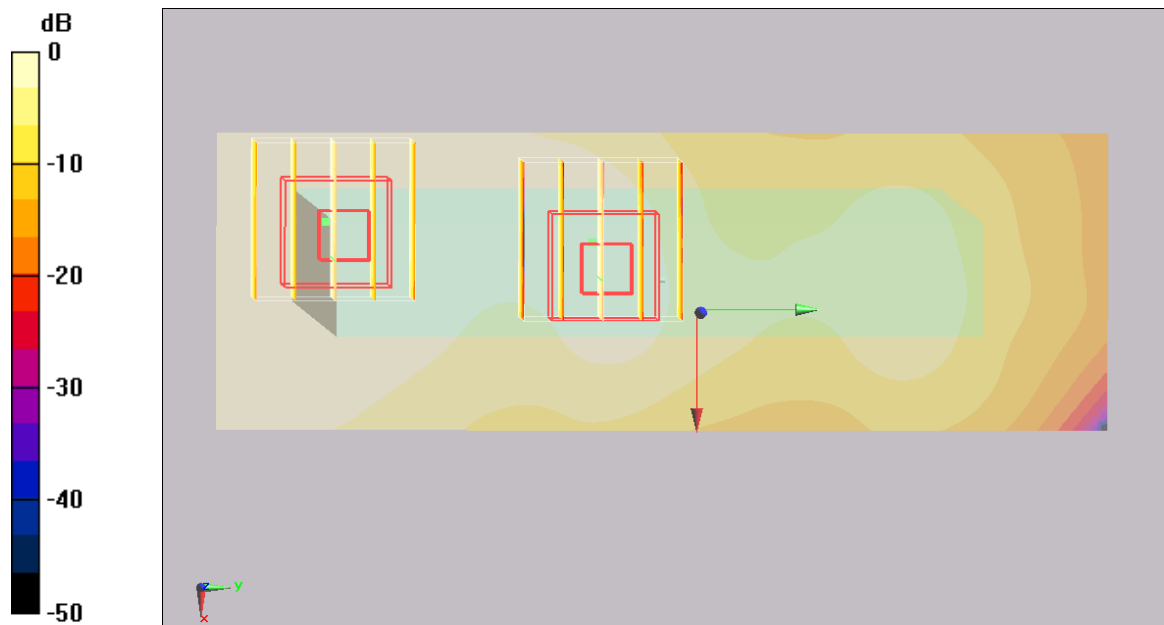
**Ch6/Zoom Scan (5x5x7)/Cube 1:** Measurement grid: dx=8mm, dy=8mm, dz=5mm

Reference Value = 7.33 V/m; Power Drift = -0.176 dB

Peak SAR (extrapolated) = 0.235 W/kg

**SAR(1 g) = 0.127 mW/g; SAR(10 g) = 0.066 mW/g**

Maximum value of SAR (measured) = 0.139 mW/g



0 dB = 0.139mW/g

**#156 WLAN2.4G\_802.11b\_Front Face\_0cm\_Ch6\_Hand Strap\_Holster**

**DUT: 252422**

Communication System: 802.11b ; Frequency: 2437 MHz;Duty Cycle: 1:1

Medium: MSL\_2450\_120603 Medium parameters used:  $f = 2437$  MHz;  $\sigma = 1.95$  mho/m;  $\epsilon_r = 52.8$ ;  $\rho = 1000$  kg/m<sup>3</sup>

Ambient Temperature : 22.6 °C ; Liquid Temperature : 21.6 °C

DASY5 Configuration:

- Probe: EX3DV4 - SN3792; ConvF(6.67, 6.67, 6.67); Calibrated: 2011/6/20
- Sensor-Surface: 4mm (Mechanical Surface Detection)
- Electronics: DAE3 Sn495; Calibrated: 2012/4/23
- Phantom: ELI 4.0; Type: QDOVA001BA; Serial: 1029
- Software: DASY5 Version; SEMCAD X Version 13.4 Build 45

**Ch6/Area Scan (81x121x1):** Measurement grid: dx=20mm, dy=20mm

Maximum value of SAR (interpolated) = 0.236 mW/g

**Ch6/Zoom Scan (5x5x7)/Cube 0:** Measurement grid: dx=8mm, dy=8mm, dz=5mm

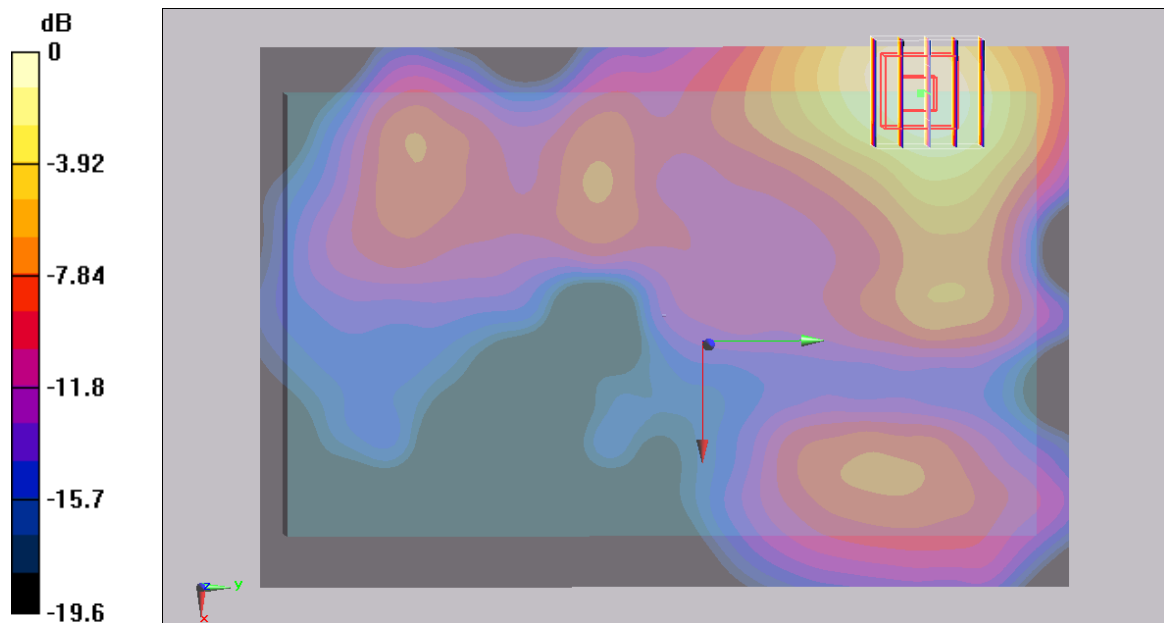
Reference Value = 2.36 V/m; Power Drift = -0.178 dB

Peak SAR (extrapolated) = 0.383 W/kg

**SAR(1 g) = 0.215 mW/g; SAR(10 g) = 0.120 mW/g**

Maximum value of SAR (measured) = 0.233 mW/g





0 dB = 0.233mW/g

### #120 WLAN5G\_802.11a\_Bottom Face\_0cm\_Ch48

**DUT: 252422**

Communication System: 802.11a; Frequency: 5240 MHz; Duty Cycle: 1:1

Medium: MSL\_5G\_120605 Medium parameters used :  $f = 5240$  MHz;  $\sigma = 5.221$  mho/m;  $\epsilon_r = 48.421$ ;

$\rho = 1000$  kg/m<sup>3</sup>

Ambient Temperature : 22.5 °C; Liquid Temperature : 21.5 °C

DASY5 Configuration:

- Probe: EX3DV4 - SN3819; ConvF(4.48, 4.48, 4.48); Calibrated: 2011/11/16;
- Sensor-Surface: 2mm (Mechanical Surface Detection)
- Electronics: DAE4 Sn1279; Calibrated: 2012/5/3
- Phantom: ELI v5.0; Type: QDOVA002AA; Serial: TP1127
- Measurement SW: DASY52, Version 52.8 (1); SEMCAD X Version 14.6.5 (6469)

**Ch48/Area Scan (161x241x1):** Measurement grid: dx=10mm, dy=10mm

Maximum value of SAR (interpolated) = 0.411 mW/g

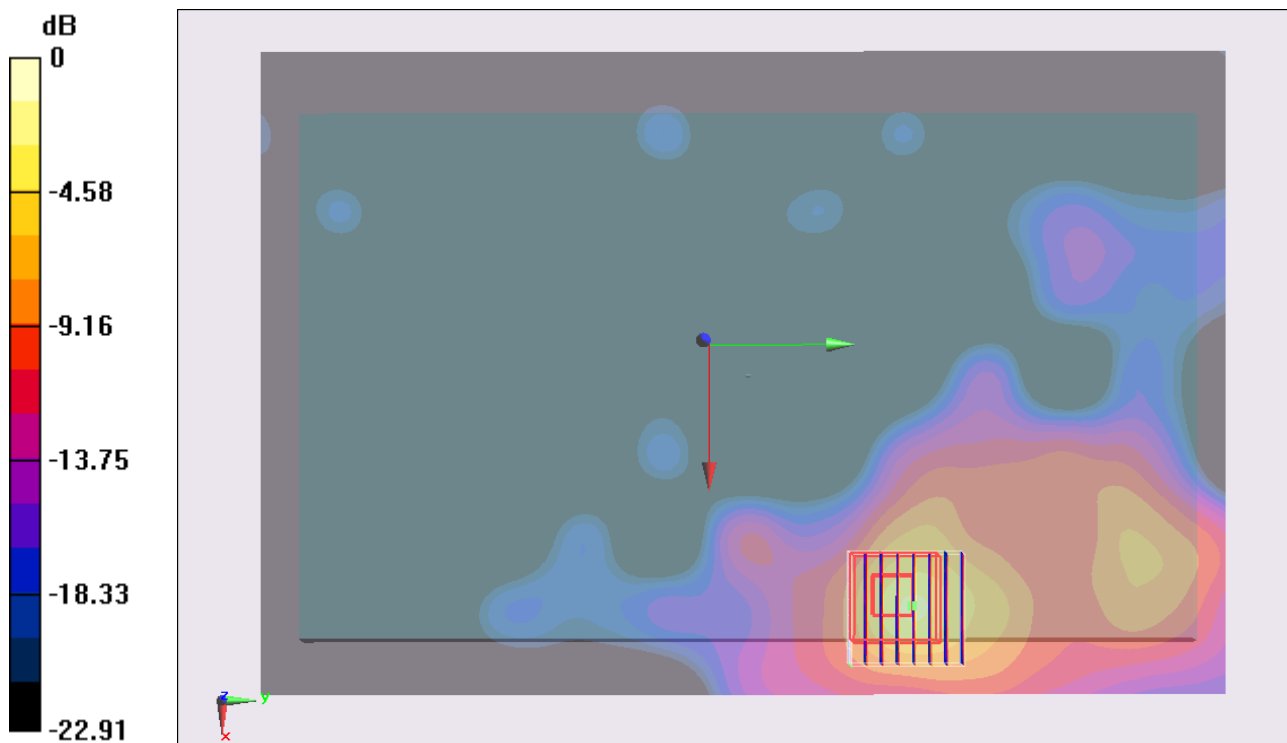
**Ch48/Zoom Scan (8x8x10)/Cube 0:** Measurement grid: dx=4mm, dy=4mm, dz=2.5mm

Reference Value = 1.028 V/m; Power Drift = 0.182 dB

Peak SAR (extrapolated) = 1.329 mW/g

**SAR(1 g) = 0.422 mW/g; SAR(10 g) = 0.156 mW/g**

Maximum value of SAR (measured) = 0.767 mW/g



0 dB = 0.767 mW/g = -2.30 dB mW/g

### #121 WLAN5G\_802.11a\_Front Face\_0cm\_Ch48\_Holster

**DUT: 252422**

Communication System: 802.11a; Frequency: 5240 MHz; Duty Cycle: 1:1

Medium: MSL\_5G\_120605 Medium parameters used :  $f = 5240$  MHz;  $\sigma = 5.221$  mho/m;  $\epsilon_r = 48.421$ ;

$\rho = 1000$  kg/m<sup>3</sup>

Ambient Temperature : 22.5 °C; Liquid Temperature : 21.5 °C

DASY5 Configuration:

- Probe: EX3DV4 - SN3819; ConvF(4.48, 4.48, 4.48); Calibrated: 2011/11/16;
- Sensor-Surface: 2mm (Mechanical Surface Detection)
- Electronics: DAE4 Sn1279; Calibrated: 2012/5/3
- Phantom: ELI v5.0; Type: QDOVA002AA; Serial: TP1127
- Measurement SW: DASY52, Version 52.8 (1); SEMCAD X Version 14.6.5 (6469)

**Ch48/Area Scan (161x261x1):** Measurement grid: dx=10mm, dy=10mm

Maximum value of SAR (interpolated) = 0.125 mW/g

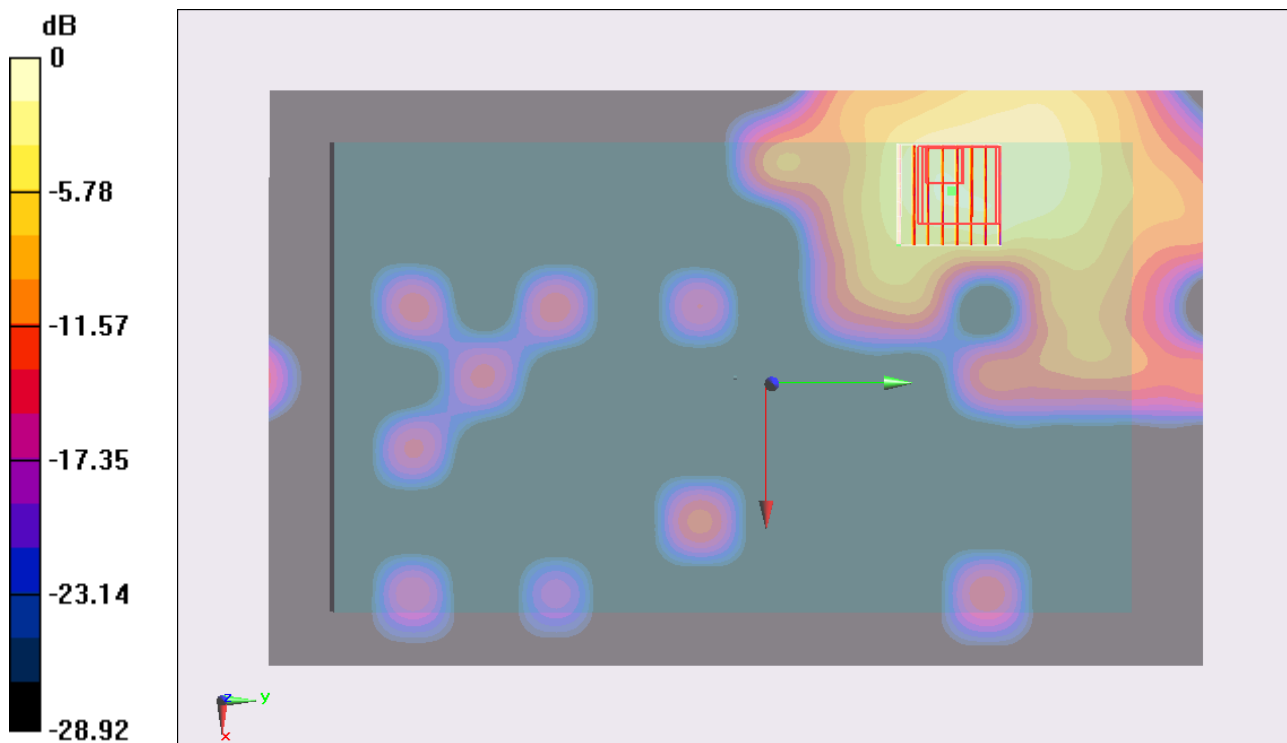
**Ch48/Zoom Scan (8x8x10)/Cube 0:** Measurement grid: dx=4mm, dy=4mm, dz=2.5mm

Reference Value = 1.199 V/m; Power Drift = 0.152 dB

Peak SAR (extrapolated) = 0.303 mW/g

**SAR(1 g) = 0.103 mW/g; SAR(10 g) = 0.048 mW/g**

Maximum value of SAR (measured) = 0.184 mW/g



0 dB = 0.184 mW/g = -14.70 dB mW/g

### #123 WLAN5G\_802.11a\_Bottom Face\_0cm\_Ch48\_Jelly Sets

**DUT: 252422**

Communication System: 802.11a; Frequency: 5240 MHz; Duty Cycle: 1:1

Medium: MSL\_5G\_120605 Medium parameters used :  $f = 5240$  MHz;  $\sigma = 5.221$  mho/m;  $\epsilon_r = 48.421$ ;

$\rho = 1000$  kg/m<sup>3</sup>

Ambient Temperature : 22.5 °C ; Liquid Temperature : 21.5 °C

DASY5 Configuration:

- Probe: EX3DV4 - SN3819; ConvF(4.48, 4.48, 4.48); Calibrated: 2011/11/16;
- Sensor-Surface: 2mm (Mechanical Surface Detection)
- Electronics: DAE4 Sn1279; Calibrated: 2012/5/3
- Phantom: ELI v5.0; Type: QDOVA002AA; Serial: TP1127
- Measurement SW: DASY52, Version 52.8 (1); SEMCAD X Version 14.6.5 (6469)

**Ch48/Area Scan (161x121x1):** Measurement grid: dx=10mm, dy=10mm

Maximum value of SAR (interpolated) = 0.514 mW/g

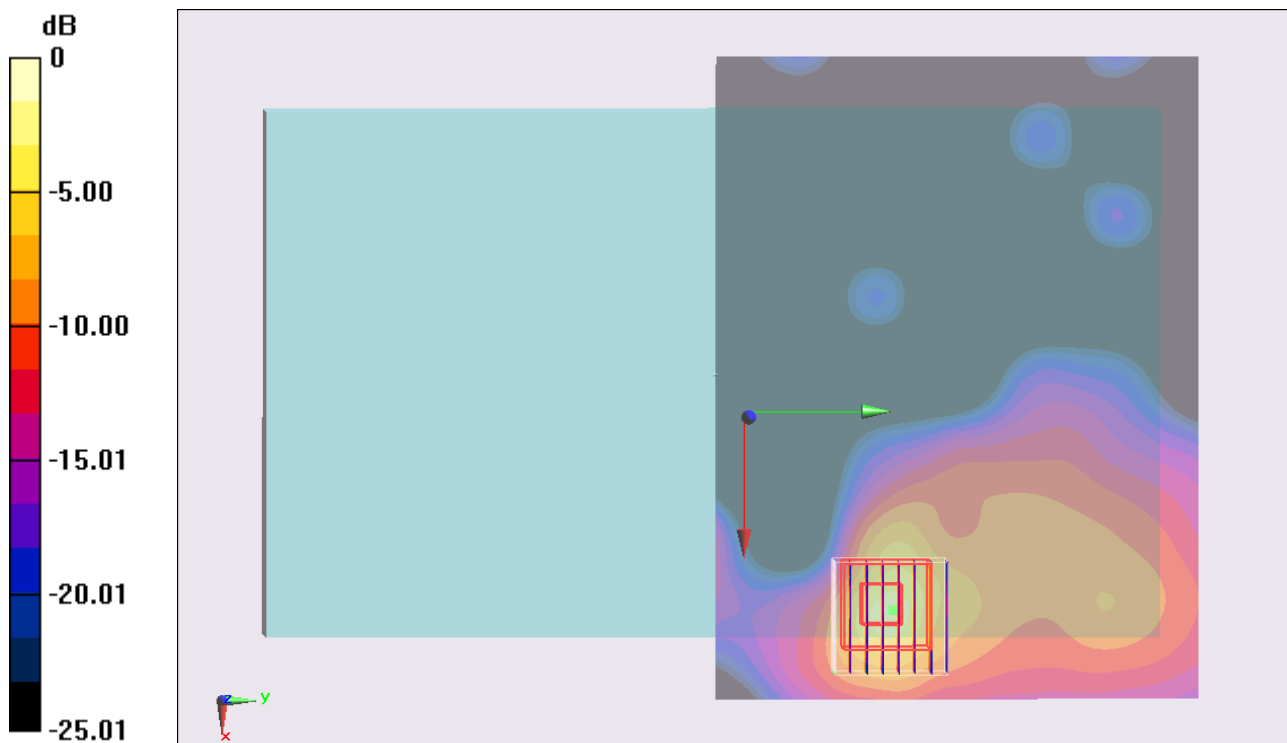
**Ch48/Zoom Scan (8x8x10)/Cube 0:** Measurement grid: dx=4mm, dy=4mm, dz=2.5mm

Reference Value = 0.660 V/m; Power Drift = 0.157 dB

Peak SAR (extrapolated) = 1.508 mW/g

**SAR(1 g) = 0.474 mW/g; SAR(10 g) = 0.174 mW/g**

Maximum value of SAR (measured) = 0.890 mW/g



0 dB = 0.890 mW/g = -1.01 dB mW/g

### #123 WLAN5G\_802.11a\_Bottom Face\_0cm\_Ch48\_Jelly Sets\_2D

**DUT: 252422**

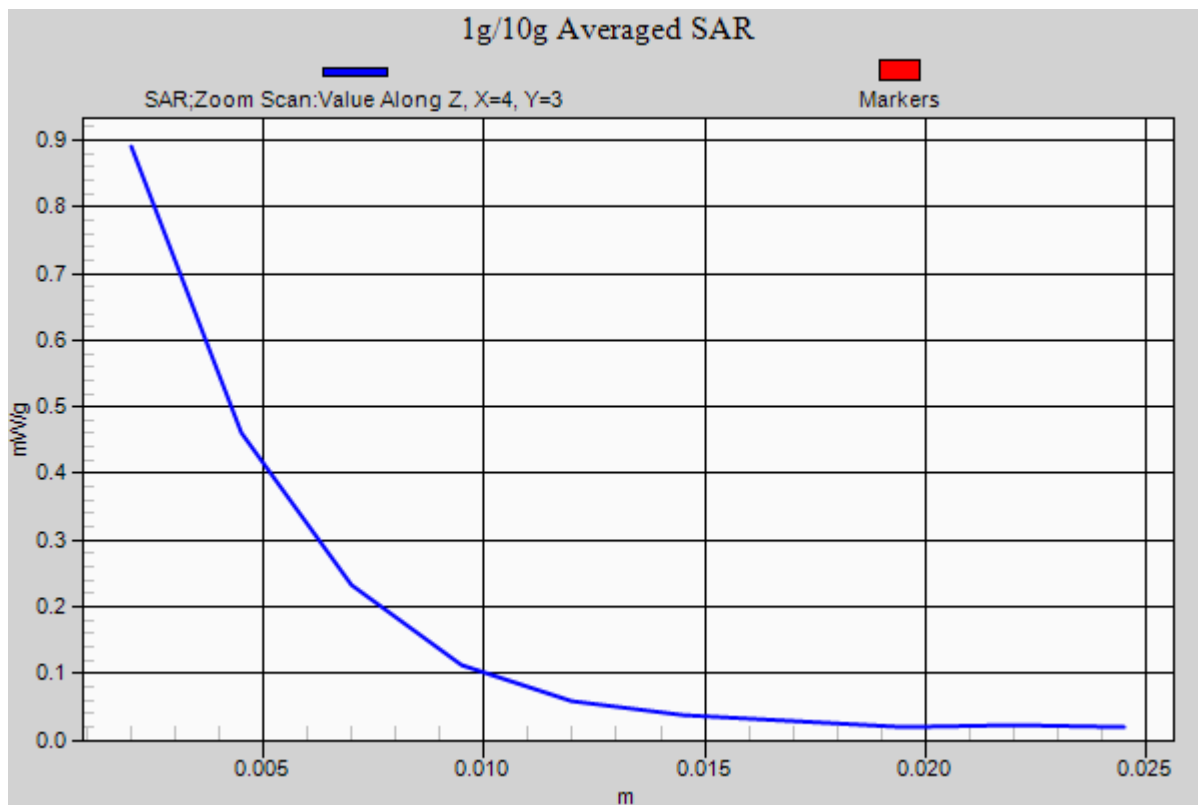
Communication System: 802.11a; Frequency: 5240 MHz; Duty Cycle: 1:1  
Medium: MSL\_5G\_120605 Medium parameters used :  $f = 5240$  MHz;  $\sigma = 5.221$  mho/m;  $\epsilon_r = 48.421$ ;  $\rho = 1000$  kg/m<sup>3</sup>  
Ambient Temperature : 22.5 °C ; Liquid Temperature : 21.5 °C

DASY5 Configuration:

- Probe: EX3DV4 - SN3819; ConvF(4.48, 4.48, 4.48); Calibrated: 2011/11/16;
- Sensor-Surface: 2mm (Mechanical Surface Detection)
- Electronics: DAE4 Sn1279; Calibrated: 2012/5/3
- Phantom: ELI v5.0; Type: QDOVA002AA; Serial: TP1127
- Measurement SW: DASY52, Version 52.8 (1); SEMCAD X Version 14.6.5 (6469)

**Ch48/Area Scan (161x121x1):** Measurement grid: dx=10mm, dy=10mm  
Maximum value of SAR (interpolated) = 0.514 mW/g

**Ch48/Zoom Scan (8x8x10)/Cube 0:** Measurement grid: dx=4mm, dy=4mm, dz=2.5mm  
Reference Value = 0.660 V/m; Power Drift = 0.157 dB  
Peak SAR (extrapolated) = 1.508 mW/g  
**SAR(1 g) = 0.474 mW/g; SAR(10 g) = 0.174 mW/g**  
Maximum value of SAR (measured) = 0.890 mW/g



## #159 WLAN5G\_802.11a\_Bottom Face\_0cm\_Ch48\_Hand Strap

**DUT: 252422**

Communication System: 802.11a; Frequency: 5240 MHz; Duty Cycle: 1:1

Medium: MSL\_5G\_120605 Medium parameters used:  $f = 5240$  MHz;  $\sigma = 5.221$  mho/m;  $\epsilon_r = 48.421$ ;

$\rho = 1000$  kg/m<sup>3</sup>

Ambient Temperature : 22.5 °C; Liquid Temperature : 21.5 °C

DASY5 Configuration:

- Probe: EX3DV4 - SN3819; ConvF(4.48, 4.48, 4.48); Calibrated: 2011/11/16;
- Sensor-Surface: 2mm (Mechanical Surface Detection)
- Electronics: DAE4 Sn1279; Calibrated: 2012/5/3
- Phantom: ELI v5.0; Type: QDOVA002AA; Serial: TP1127
- Measurement SW: DASY52, Version 52.8 (1); SEMCAD X Version 14.6.5 (6469)

**Ch48/Area Scan (161x261x1):** Measurement grid: dx=10mm, dy=10mm

Maximum value of SAR (interpolated) = 0.0580 mW/g

**Ch48/Zoom Scan (8x8x10)/Cube 0:** Measurement grid: dx=4mm, dy=4mm, dz=2.5mm

Reference Value = 1.713 V/m; Power Drift = -0.19 dB

Peak SAR (extrapolated) = 0.172 mW/g

**SAR(1 g) = 0.060 mW/g; SAR(10 g) = 0.030 mW/g**

Maximum value of SAR (measured) = 0.107 mW/g

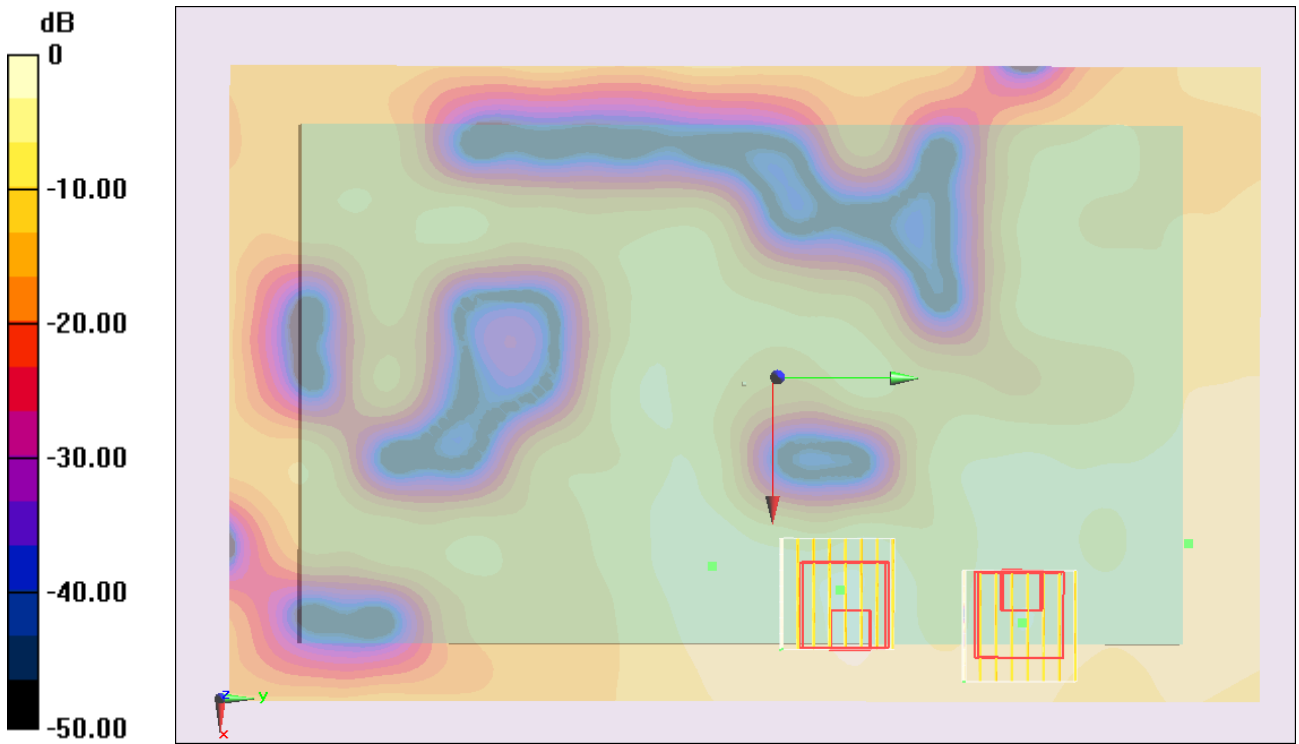
**Ch48/Zoom Scan (8x8x10)/Cube 1:** Measurement grid: dx=4mm, dy=4mm, dz=2.5mm

Reference Value = 1.713 V/m; Power Drift = -0.19 dB

Peak SAR (extrapolated) = 0.170 mW/g

**SAR(1 g) = 0.059 mW/g; SAR(10 g) = 0.023 mW/g**

Maximum value of SAR (measured) = 0.113 mW/g



0 dB = 0.113 mW/g = -18.94 dB mW/g

## #160 WLAN5G\_802.11a\_Front Face\_0cm\_Ch48\_Hand Strap\_Holster

**DUT: 252422**

Communication System: 802.11a; Frequency: 5240 MHz; Duty Cycle: 1:1

Medium: MSL\_5G\_120605 Medium parameters used:  $f = 5240$  MHz;  $\sigma = 5.221$  mho/m;  $\epsilon_r = 48.421$ ;

$\rho = 1000$  kg/m<sup>3</sup>

Ambient Temperature : 22.5 °C ; Liquid Temperature : 21.5 °C

DASY5 Configuration:

- Probe: EX3DV4 - SN3819; ConvF(4.48, 4.48, 4.48); Calibrated: 2011/11/16;
- Sensor-Surface: 2mm (Mechanical Surface Detection)
- Electronics: DAE4 Sn1279; Calibrated: 2012/5/3
- Phantom: ELI v5.0; Type: QDOVA002AA; Serial: TP1127
- Measurement SW: DASY52, Version 52.8 (1); SEMCAD X Version 14.6.5 (6469)

**Ch48/Area Scan (161x261x1):** Measurement grid: dx=10mm, dy=10mm

Maximum value of SAR (interpolated) = 0.134 mW/g

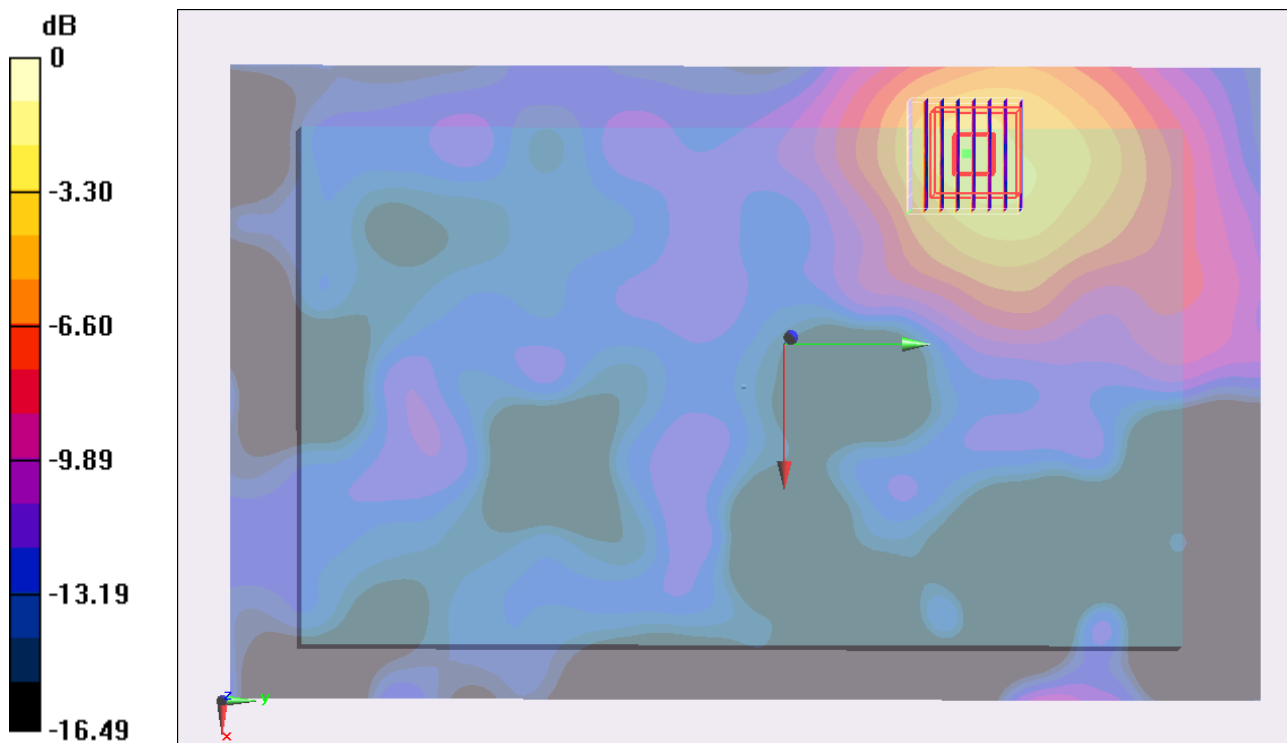
**Ch48/Zoom Scan (8x8x10)/Cube 0:** Measurement grid: dx=4mm, dy=4mm, dz=2.5mm

Reference Value = 1.501 V/m; Power Drift = 0.12 dB

Peak SAR (extrapolated) = 0.397 mW/g

**SAR(1 g) = 0.134 mW/g; SAR(10 g) = 0.066 mW/g**

Maximum value of SAR (measured) = 0.228 mW/g



0 dB = 0.228 mW/g = -12.84 dB mW/g



### #163 WLAN5G\_802.11a\_Bottom Face\_0cm\_Ch52

**DUT: 252422**

Communication System: 802.11a; Frequency: 5260 MHz; Duty Cycle: 1:1

Medium: MSL\_5G\_120605 Medium parameters used :  $f = 5260$  MHz;  $\sigma = 5.249$  mho/m;  $\epsilon_r = 48.381$ ;

$\rho = 1000$  kg/m<sup>3</sup>

Ambient Temperature : 22.5 °C; Liquid Temperature : 21.5 °C

DASY5 Configuration:

- Probe: EX3DV4 - SN3819; ConvF(4.16, 4.16, 4.16); Calibrated: 2011/11/16;
- Sensor-Surface: 2mm (Mechanical Surface Detection)
- Electronics: DAE4 Sn1279; Calibrated: 2012/5/3
- Phantom: ELI v5.0; Type: QDOVA002AA; Serial: TP1127
- Measurement SW: DASY52, Version 52.8 (1); SEMCAD X Version 14.6.5 (6469)

**Ch52/Area Scan (161x261x1):** Measurement grid: dx=10mm, dy=10mm

Maximum value of SAR (interpolated) = 1.17 mW/g

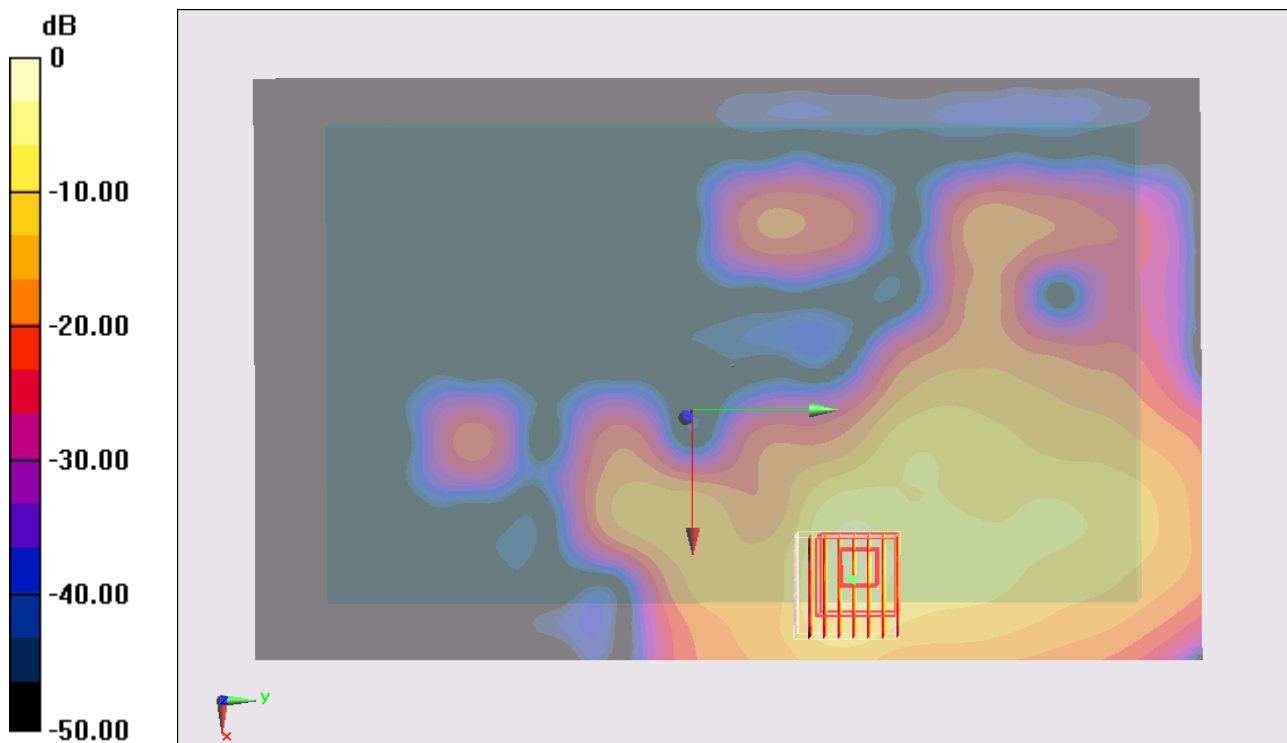
**Ch52/Zoom Scan (8x8x10)/Cube 0:** Measurement grid: dx=4mm, dy=4mm, dz=2.5mm

Reference Value = 0.360 V/m; Power Drift = -0.11 dB

Peak SAR (extrapolated) = 4.458 mW/g

**SAR(1 g) = 1.38 mW/g; SAR(10 g) = 0.486 mW/g**

Maximum value of SAR (measured) = 2.59 mW/g



0 dB = 2.59 mW/g = 8.27 dB mW/g

### #163 WLAN5G\_802.11a\_Bottom Face\_0cm\_Ch52\_2D

**DUT: 252422**

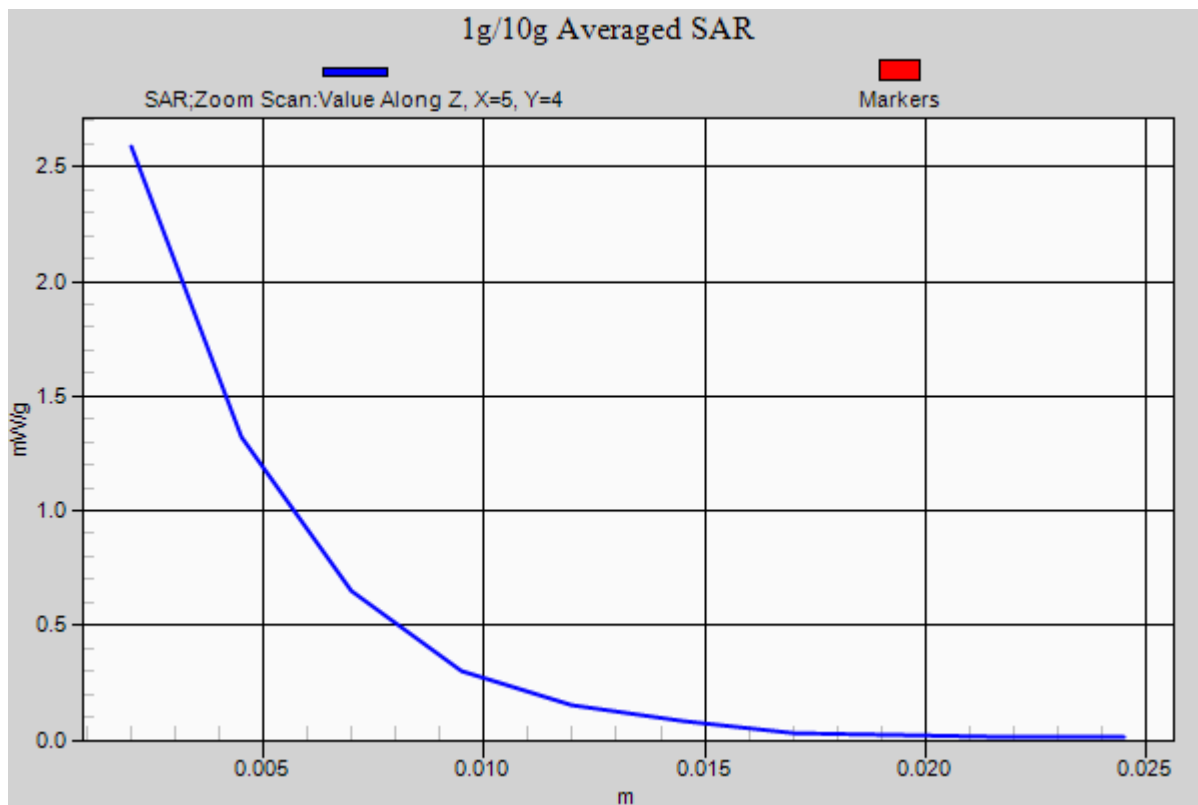
Communication System: 802.11a; Frequency: 5260 MHz; Duty Cycle: 1:1  
 Medium: MSL\_5G\_120605 Medium parameters used :  $f = 5260 \text{ MHz}$ ;  $\sigma = 5.249 \text{ mho/m}$ ;  $\epsilon_r = 48.381$ ;  $\rho = 1000 \text{ kg/m}^3$   
 Ambient Temperature : 22.5 °C ; Liquid Temperature : 21.5 °C

DASY5 Configuration:

- Probe: EX3DV4 - SN3819; ConvF(4.16, 4.16, 4.16); Calibrated: 2011/11/16;
- Sensor-Surface: 2mm (Mechanical Surface Detection)
- Electronics: DAE4 Sn1279; Calibrated: 2012/5/3
- Phantom: ELI v5.0; Type: QDOVA002AA; Serial: TP1127
- Measurement SW: DASY52, Version 52.8 (1); SEMCAD X Version 14.6.5 (6469)

**Ch52/Area Scan (161x261x1):** Measurement grid: dx=10mm, dy=10mm  
 Maximum value of SAR (interpolated) = 1.17 mW/g

**Ch52/Zoom Scan (8x8x10)/Cube 0:** Measurement grid: dx=4mm, dy=4mm, dz=2.5mm  
 Reference Value = 0.360 V/m; Power Drift = -0.11 dB  
 Peak SAR (extrapolated) = 4.458 mW/g  
**SAR(1 g) = 1.38 mW/g; SAR(10 g) = 0.486 mW/g**  
 Maximum value of SAR (measured) = 2.59 mW/g



### #164 WLAN5G\_802.11a\_Front Face\_0cm\_Ch52\_Holster

**DUT: 252422**

Communication System: 802.11a; Frequency: 5260 MHz; Duty Cycle: 1:1

Medium: MSL\_5G\_120605 Medium parameters used :  $f = 5260$  MHz;  $\sigma = 5.249$  mho/m;  $\epsilon_r = 48.381$ ;

$\rho = 1000$  kg/m<sup>3</sup>

Ambient Temperature : 22.5 °C; Liquid Temperature : 21.5 °C

DASY5 Configuration:

- Probe: EX3DV4 - SN3819; ConvF(4.16, 4.16, 4.16); Calibrated: 2011/11/16;
- Sensor-Surface: 2mm (Mechanical Surface Detection)
- Electronics: DAE4 Sn1279; Calibrated: 2012/5/3
- Phantom: ELI v5.0; Type: QDOVA002AA; Serial: TP1127
- Measurement SW: DASY52, Version 52.8 (1); SEMCAD X Version 14.6.5 (6469)

**Ch52/Area Scan (161x261x1):** Measurement grid: dx=10mm, dy=10mm

Maximum value of SAR (interpolated) = 0.487 mW/g

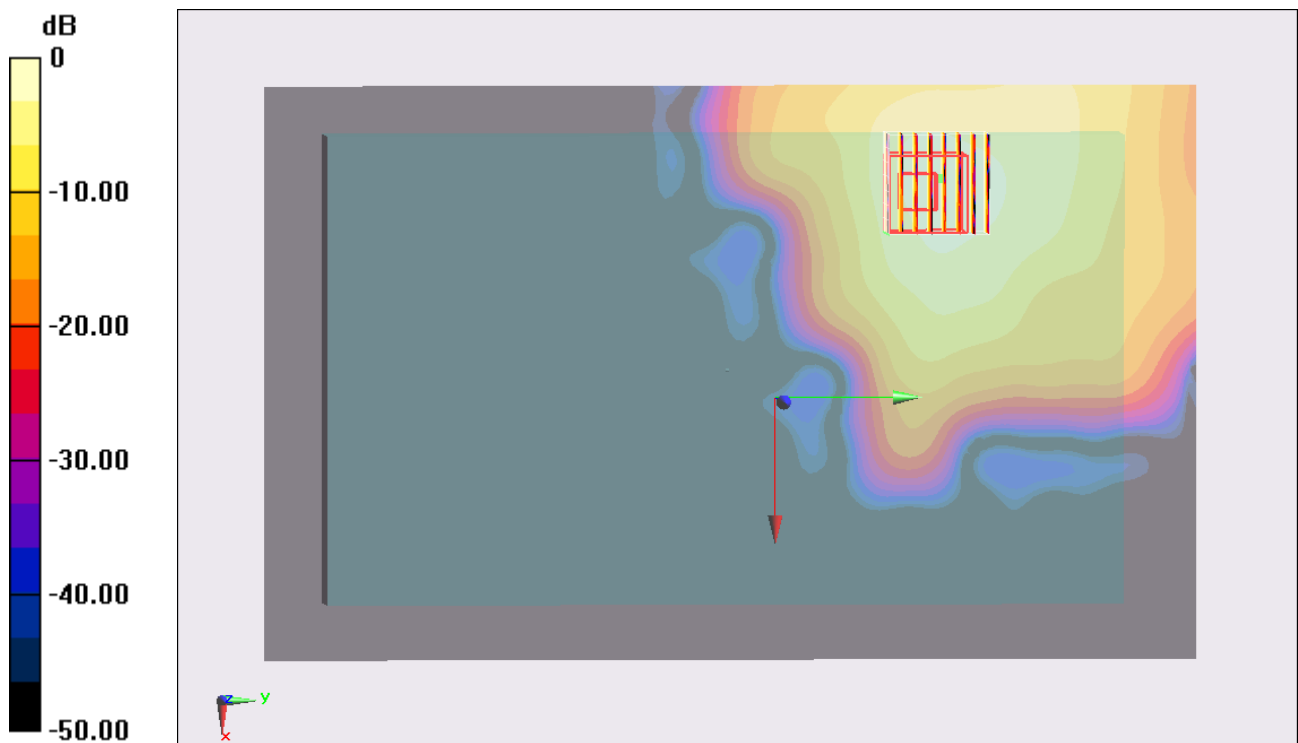
**Ch52/Zoom Scan (8x8x10)/Cube 0:** Measurement grid: dx=4mm, dy=4mm, dz=2.5mm

Reference Value = 0 V/m; Power Drift = 0.12 dB

Peak SAR (extrapolated) = 1.049 mW/g

**SAR(1 g) = 0.351 mW/g; SAR(10 g) = 0.135 mW/g**

Maximum value of SAR (measured) = 0.707 mW/g



0 dB = 0.707 mW/g = -3.01 dB mW/g

### #166 WLAN5G\_802.11a\_Bottom Face\_0cm\_Ch52\_Jelly Sets

**DUT: 252422**

Communication System: 802.11a; Frequency: 5260 MHz; Duty Cycle: 1:1

Medium: MSL\_5G\_120605 Medium parameters used :  $f = 5260$  MHz;  $\sigma = 5.249$  mho/m;  $\epsilon_r = 48.381$ ;

$\rho = 1000$  kg/m<sup>3</sup>

Ambient Temperature : 22.5 °C; Liquid Temperature : 21.5 °C

DASY5 Configuration:

- Probe: EX3DV4 - SN3819; ConvF(4.16, 4.16, 4.16); Calibrated: 2011/11/16;
- Sensor-Surface: 2mm (Mechanical Surface Detection)
- Electronics: DAE4 Sn1279; Calibrated: 2012/5/3
- Phantom: ELI v5.0; Type: QDOVA002AA; Serial: TP1127
- Measurement SW: DASY52, Version 52.8 (1); SEMCAD X Version 14.6.5 (6469)

**Ch52/Area Scan (161x121x1):** Measurement grid: dx=10mm, dy=10mm

Maximum value of SAR (interpolated) = 1.41 mW/g

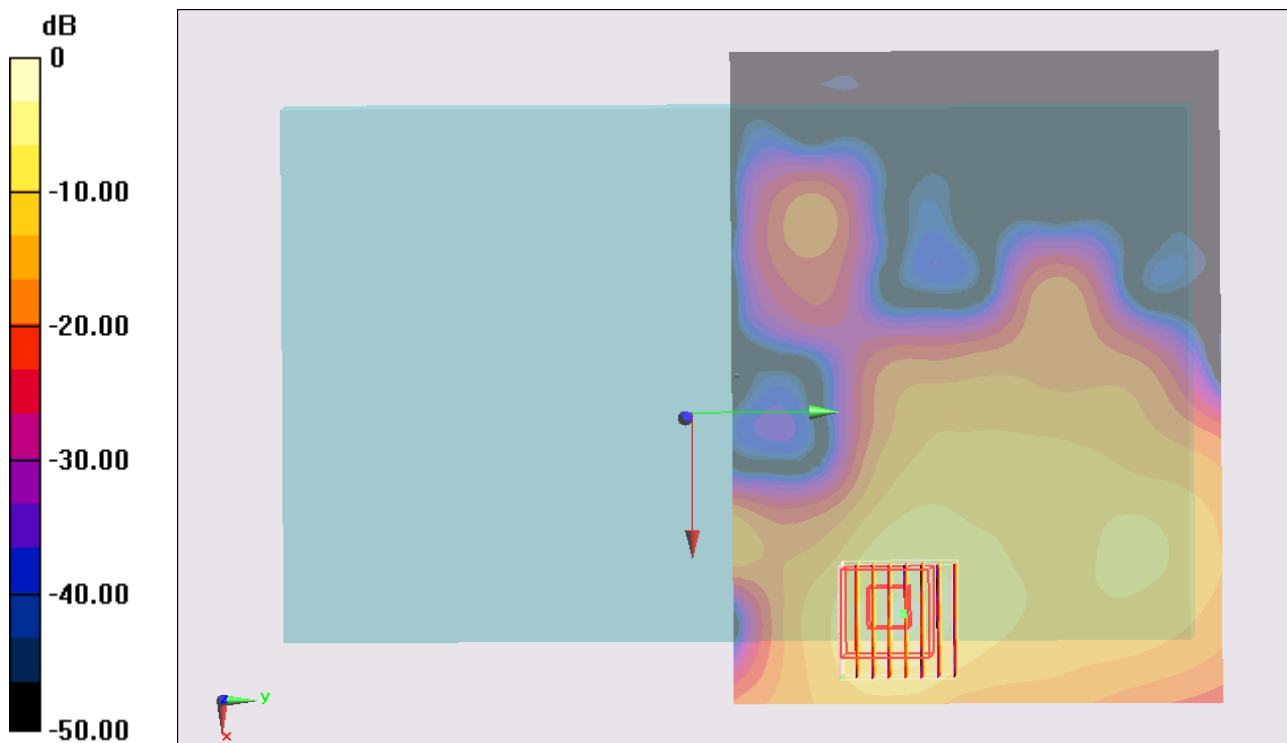
**Ch52/Zoom Scan (8x8x10)/Cube 0:** Measurement grid: dx=4mm, dy=4mm, dz=2.5mm

Reference Value = 0 V/m; Power Drift = 0.12 dB

Peak SAR (extrapolated) = 4.310 mW/g

**SAR(1 g) = 1.36 mW/g; SAR(10 g) = 0.456 mW/g**

Maximum value of SAR (measured) = 2.57 mW/g



0 dB = 2.57 mW/g = 8.20 dB mW/g

### #167 WLAN5G\_802.11a\_Bottom Face\_0cm\_Ch64

**DUT: 252422**

Communication System: 802.11a; Frequency: 5320 MHz; Duty Cycle: 1:1

Medium: MSL\_5G\_120605 Medium parameters used :  $f = 5320$  MHz;  $\sigma = 5.329$  mho/m;  $\epsilon_r = 48.227$ ;

$\rho = 1000$  kg/m<sup>3</sup>

Ambient Temperature : 22.5 °C ; Liquid Temperature : 21.5 °C

DASY5 Configuration:

- Probe: EX3DV4 - SN3819; ConvF(4.16, 4.16, 4.16); Calibrated: 2011/11/16;
- Sensor-Surface: 2mm (Mechanical Surface Detection)
- Electronics: DAE4 Sn1279; Calibrated: 2012/5/3
- Phantom: ELI v5.0; Type: QDOVA002AA; Serial: TP1127
- Measurement SW: DASY52, Version 52.8 (1); SEMCAD X Version 14.6.5 (6469)

**Ch64/Area Scan (161x121x1):** Measurement grid: dx=10mm, dy=10mm

Maximum value of SAR (interpolated) = 0.675 mW/g

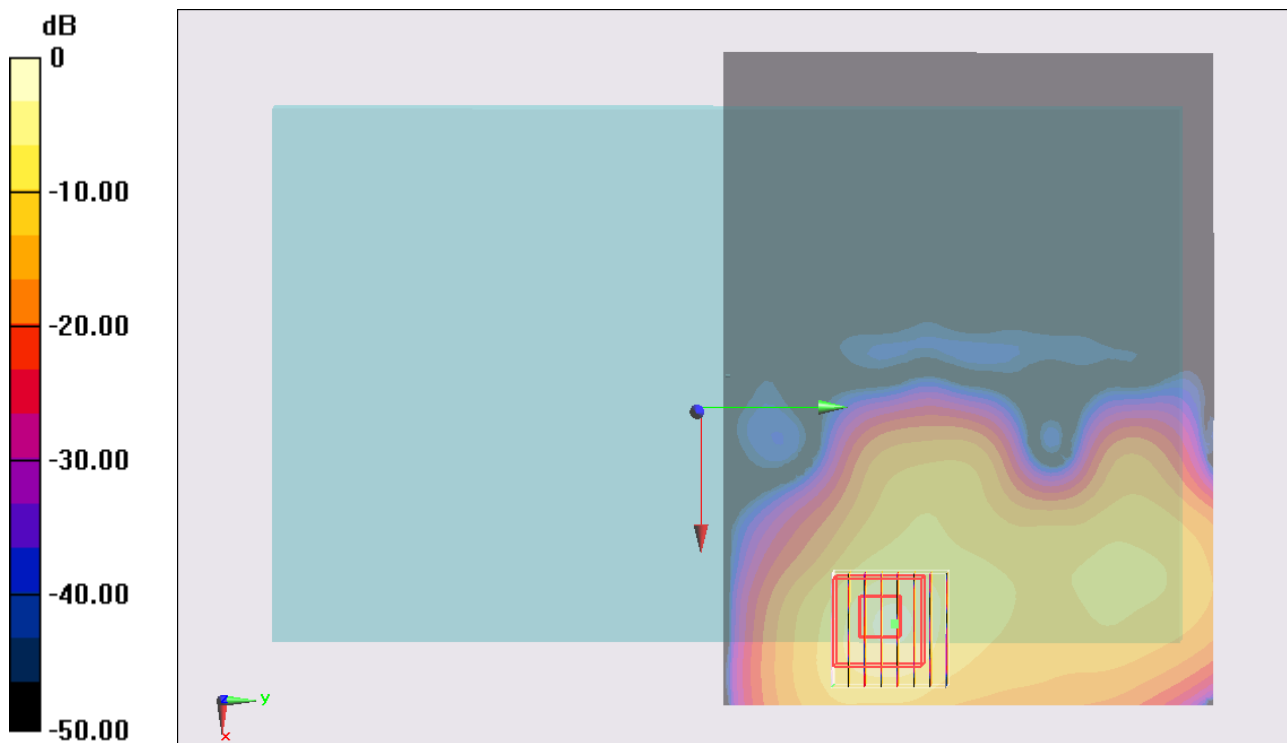
**Ch64/Zoom Scan (8x8x10)/Cube 0:** Measurement grid: dx=4mm, dy=4mm, dz=2.5mm

Reference Value = 0 V/m; Power Drift = 0.12 dB

Peak SAR (extrapolated) = 2.006 mW/g

**SAR(1 g) = 0.623 mW/g; SAR(10 g) = 0.219 mW/g**

Maximum value of SAR (measured) = 1.18 mW/g



0 dB = 1.18 mW/g = 1.44 dB mW/g

### #168 WLAN5G\_802.11a\_Bottom Face\_0cm\_Ch64\_Jelly Sets

**DUT: 252422**

Communication System: 802.11a; Frequency: 5320 MHz; Duty Cycle: 1:1

Medium: MSL\_5G\_120605 Medium parameters used:  $f = 5320$  MHz;  $\sigma = 5.329$  mho/m;  $\epsilon_r = 48.227$ ;

$\rho = 1000$  kg/m<sup>3</sup>

Ambient Temperature : 22.5 °C ; Liquid Temperature : 21.5 °C

DASY5 Configuration:

- Probe: EX3DV4 - SN3819; ConvF(4.16, 4.16, 4.16); Calibrated: 2011/11/16;
- Sensor-Surface: 2mm (Mechanical Surface Detection)
- Electronics: DAE4 Sn1279; Calibrated: 2012/5/3
- Phantom: ELI v5.0; Type: QDOVA002AA; Serial: TP1127
- Measurement SW: DASY52, Version 52.8 (1); SEMCAD X Version 14.6.5 (6469)

**Ch64/Area Scan (161x121x1):** Measurement grid: dx=10mm, dy=10mm

Maximum value of SAR (interpolated) = 0.642 mW/g

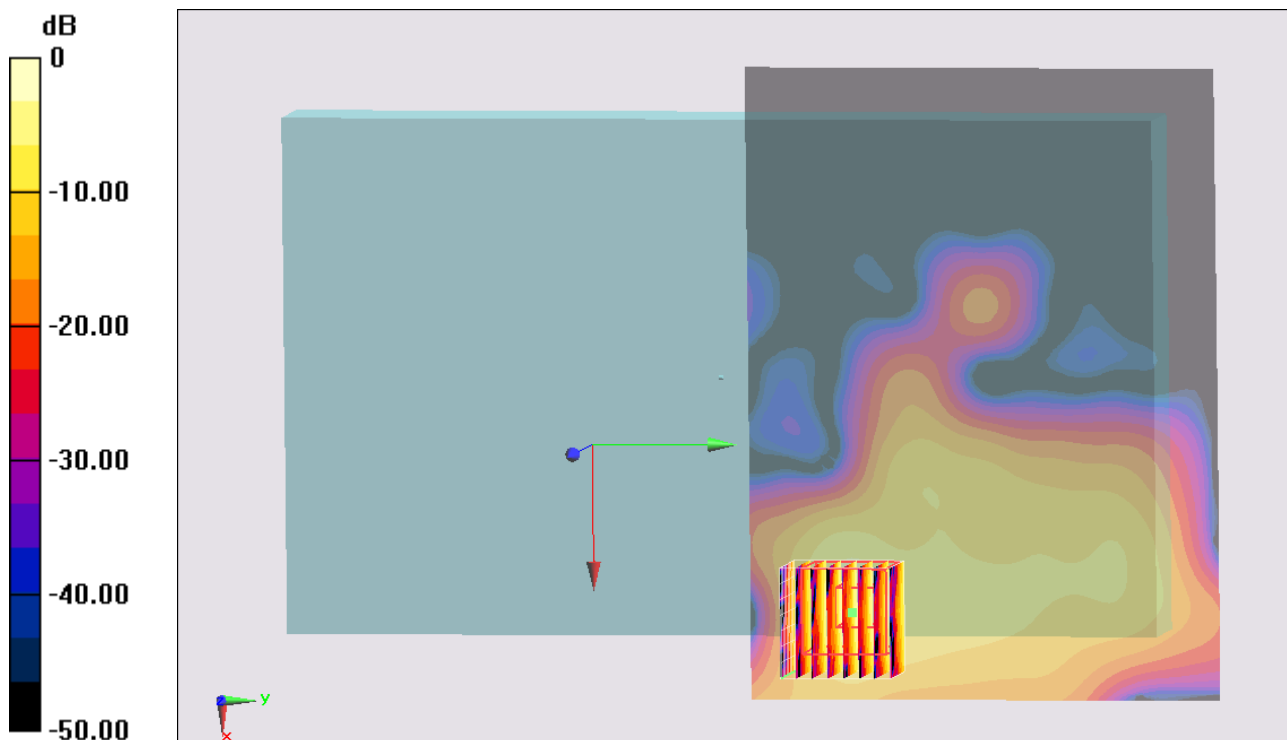
**Ch64/Zoom Scan (8x8x10)/Cube 0:** Measurement grid: dx=4mm, dy=4mm, dz=2.5mm

Reference Value = 0 V/m; Power Drift = 0.01 dB

Peak SAR (extrapolated) = 2.199 mW/g

**SAR(1 g) = 0.668 mW/g; SAR(10 g) = 0.232 mW/g**

Maximum value of SAR (measured) = 1.29 mW/g



0 dB = 1.29 mW/g = 2.21 dB mW/g

## #169 WLAN5G\_802.11a\_Bottom Face\_0cm\_Ch52\_Hand Strap

**DUT: 252422**

Communication System: 802.11a; Frequency: 5260 MHz; Duty Cycle: 1:1

Medium: MSL\_5G\_120605 Medium parameters used:  $f = 5260$  MHz;  $\sigma = 5.249$  mho/m;  $\epsilon_r = 48.381$ ;

$\rho = 1000$  kg/m<sup>3</sup>

Ambient Temperature : 22.5 °C; Liquid Temperature : 21.5 °C

DASY5 Configuration:

- Probe: EX3DV4 - SN3819; ConvF(4.16, 4.16, 4.16); Calibrated: 2011/11/16;
- Sensor-Surface: 2mm (Mechanical Surface Detection)
- Electronics: DAE4 Sn1279; Calibrated: 2012/5/3
- Phantom: ELI v5.0; Type: QDOVA002AA; Serial: TP1127
- Measurement SW: DASY52, Version 52.8 (1); SEMCAD X Version 14.6.5 (6469)

**Ch52/Area Scan (161x261x1):** Measurement grid: dx=10mm, dy=10mm

Maximum value of SAR (interpolated) = 0.211 mW/g

**Ch52/Zoom Scan (8x8x10)/Cube 0:** Measurement grid: dx=4mm, dy=4mm, dz=2.5mm

Reference Value = 1.180 V/m; Power Drift = 0.128 dB

Peak SAR (extrapolated) = 0.569 mW/g

**SAR(1 g) = 0.189 mW/g; SAR(10 g) = 0.077 mW/g**

Maximum value of SAR (measured) = 0.345 mW/g


**Ch52/Zoom Scan (8x8x10)/Cube 1:** Measurement grid: dx=4mm, dy=4mm, dz=2.5mm

Reference Value = 1.180 V/m; Power Drift = 0.128 dB

Peak SAR (extrapolated) = 0.494 mW/g

**SAR(1 g) = 0.158 mW/g; SAR(10 g) = 0.057 mW/g**

Maximum value of SAR (measured) = 0.296 mW/g



0 dB = 0.296 mW/g = -10.57 dB mW/g



### #170 WLAN5G\_802.11a\_Front Face\_0cm\_Ch52\_Hand Strap\_Holster

**DUT: 252422**

Communication System: 802.11a; Frequency: 5260 MHz; Duty Cycle: 1:1

Medium: MSL\_5G\_120605 Medium parameters used:  $f = 5260$  MHz;  $\sigma = 5.249$  mho/m;  $\epsilon_r = 48.381$ ;

$\rho = 1000$  kg/m<sup>3</sup>

Ambient Temperature : 22.5 °C; Liquid Temperature : 21.5 °C

DASY5 Configuration:

- Probe: EX3DV4 - SN3819; ConvF(4.16, 4.16, 4.16); Calibrated: 2011/11/16;
- Sensor-Surface: 2mm (Mechanical Surface Detection)
- Electronics: DAE4 Sn1279; Calibrated: 2012/5/3
- Phantom: ELI v5.0; Type: QDOVA002AA; Serial: TP1127
- Measurement SW: DASY52, Version 52.8 (1); SEMCAD X Version 14.6.5 (6469)

**Ch52/Area Scan (161x261x1):** Measurement grid: dx=10mm, dy=10mm

Maximum value of SAR (interpolated) = 0.440 mW/g

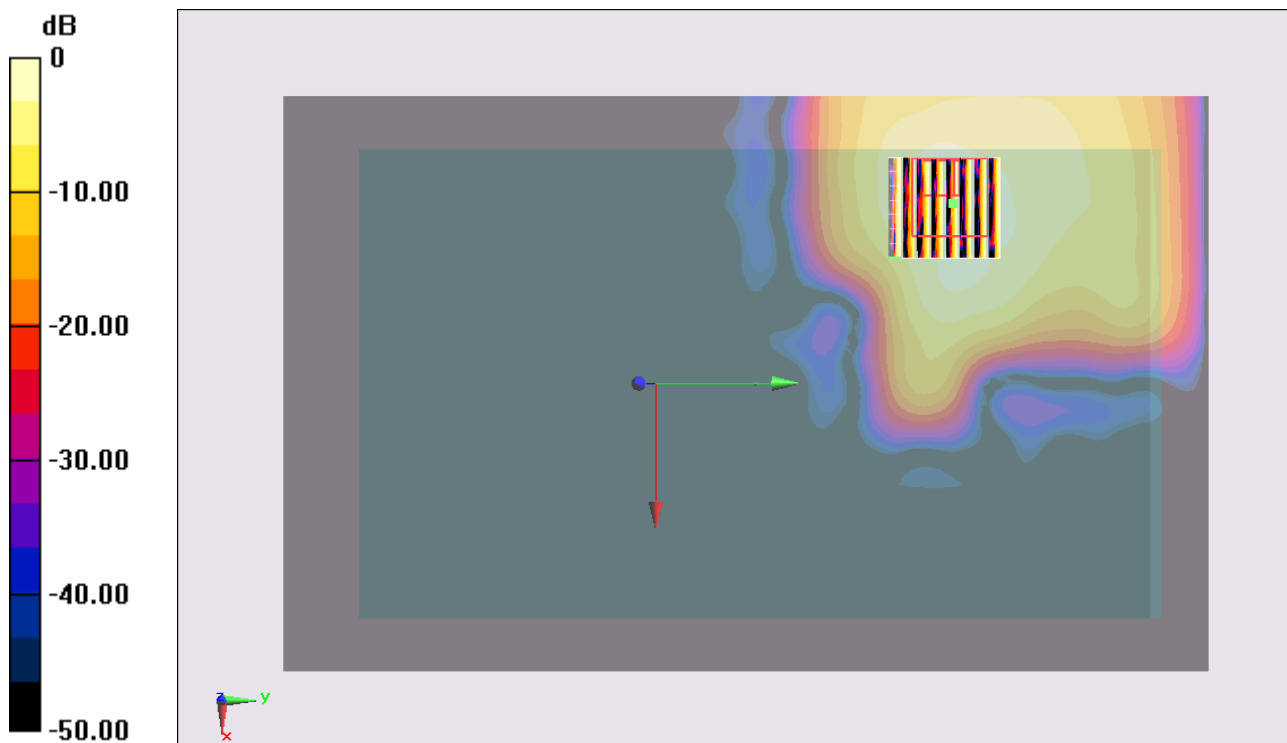
**Ch52/Zoom Scan (8x8x10)/Cube 0:** Measurement grid: dx=4mm, dy=4mm, dz=2.5mm

Reference Value = 0 V/m; Power Drift = 0.077 dB

Peak SAR (extrapolated) = 1.119 mW/g

**SAR(1 g) = 0.346 mW/g; SAR(10 g) = 0.150 mW/g**

Maximum value of SAR (measured) = 0.617 mW/g



0 dB = 0.617 mW/g = -4.19 dB mW/g

**#132 WLAN5G\_802.11a\_Bottom Face\_0cm\_Ch116**

**DUT: 252422**

Communication System: 802.11a; Frequency: 5580 MHz; Duty Cycle: 1:1

Medium: MSL\_5G\_120602 Medium parameters used :  $f = 5580$  MHz;  $\sigma = 5.83$  mho/m;  $\epsilon_r = 46.8$ ;  $\rho = 1000$  kg/m<sup>3</sup>

Ambient Temperature : 22.4 °C ; Liquid Temperature : 21.4 °C

DASY5 Configuration:

- Probe: EX3DV4 - SN3792; ConvF(3.53, 3.53, 3.53); Calibrated: 2011/6/20
- Sensor-Surface: 4mm (Mechanical Surface Detection)
- Electronics: DAE3 Sn495; Calibrated: 2012/4/23
- Phantom: ELI 4.0\_Front; Type: QD 0VA 002 AA; Serial: TP-1131
- Software: DASY5 Version; SEMCAD X Version 13.4 Build 45

**Ch116/Area Scan (161x261x1):** Measurement grid: dx=10mm, dy=10mm

Maximum value of SAR (interpolated) = 1.3 mW/g

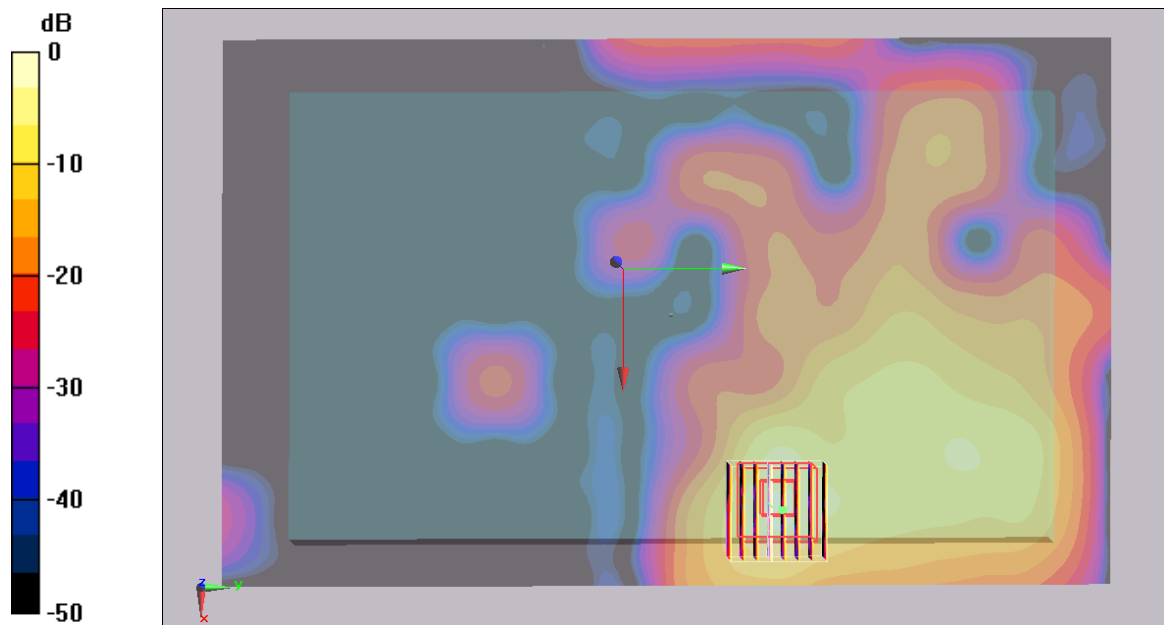
**Ch116/Zoom Scan (8x8x10)/Cube 0:** Measurement grid: dx=4mm, dy=4mm, dz=2.5mm

Reference Value = 1.05 V/m; Power Drift = -0.088 dB

Peak SAR (extrapolated) = 3.99 W/kg

**SAR(1 g) = 1.2 mW/g; SAR(10 g) = 0.427 mW/g**

Maximum value of SAR (measured) = 2.27 mW/g



0 dB = 2.27mW/g

**#133 WLAN5G\_802.11a\_Front Face\_0cm\_Ch116\_Holster**

**DUT: 252422**

Communication System: 802.11a; Frequency: 5580 MHz; Duty Cycle: 1:1

Medium: MSL\_5G\_120602 Medium parameters used :  $f = 5580$  MHz;  $\sigma = 5.83$  mho/m;  $\epsilon_r = 46.8$ ;  $\rho = 1000$  kg/m<sup>3</sup>

Ambient Temperature : 22.4 °C ; Liquid Temperature : 21.4 °C

DASY5 Configuration:

- Probe: EX3DV4 - SN3792; ConvF(3.53, 3.53, 3.53); Calibrated: 2011/6/20
- Sensor-Surface: 2mm (Mechanical Surface Detection)
- Electronics: DAE3 Sn495; Calibrated: 2012/4/23
- Phantom: ELI 4.0\_Front; Type: QD 0VA 002 AA; Serial: TP-1131
- Software: DASY5 Version; SEMCAD X Version 13.4 Build 45

**Ch116/Area Scan (161x261x1):** Measurement grid: dx=10mm, dy=10mm

Maximum value of SAR (interpolated) = 0.455 mW/g

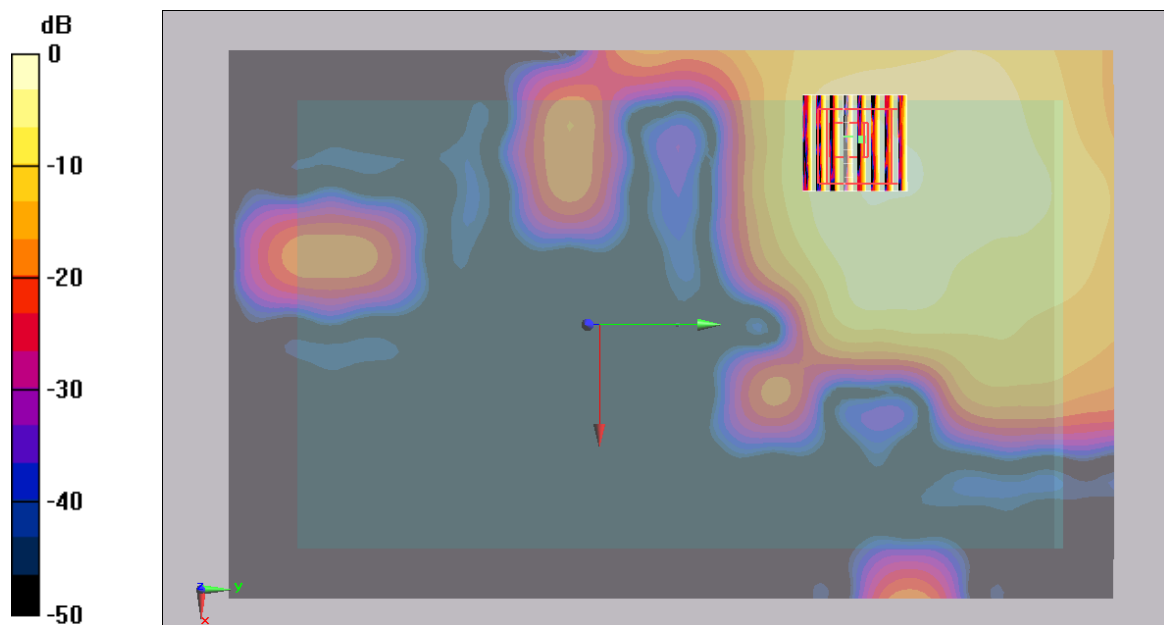
**Ch116/Zoom Scan (8x8x10)/Cube 0:** Measurement grid: dx=4mm, dy=4mm, dz=2.5mm

Reference Value = 0.724 V/m; Power Drift = -0.02 dB

Peak SAR (extrapolated) = 1.26 W/kg

**SAR(1 g) = 0.391 mW/g; SAR(10 g) = 0.160 mW/g**

Maximum value of SAR (measured) = 0.735 mW/g



0 dB = 0.735mW/g

**#135 WLAN5G\_802.11a\_Bottom Face\_0cm\_Ch116\_Jelly Sets**

**DUT: 252422**

Communication System: 802.11a; Frequency: 5580 MHz; Duty Cycle: 1:1

Medium: MSL\_5G\_120602 Medium parameters used :  $f = 5580$  MHz;  $\sigma = 5.83$  mho/m;  $\epsilon_r = 46.8$ ;  $\rho = 1000$  kg/m<sup>3</sup>

Ambient Temperature : 22.4 °C ; Liquid Temperature : 21.4 °C

DASY5 Configuration:

- Probe: EX3DV4 - SN3792; ConvF(3.53, 3.53, 3.53); Calibrated: 2011/6/20
- Sensor-Surface: 2mm (Mechanical Surface Detection)
- Electronics: DA3 Sn495; Calibrated: 2012/4/23
- Phantom: ELI 4.0\_Front; Type: QD 0VA 002 AA; Serial: TP-1131
- Software: DASY5 Version; SEMCAD X Version 13.4 Build 45

**Ch116/Area Scan (161x261x1):** Measurement grid: dx=10mm, dy=10mm

Maximum value of SAR (interpolated) = 1.22 mW/g

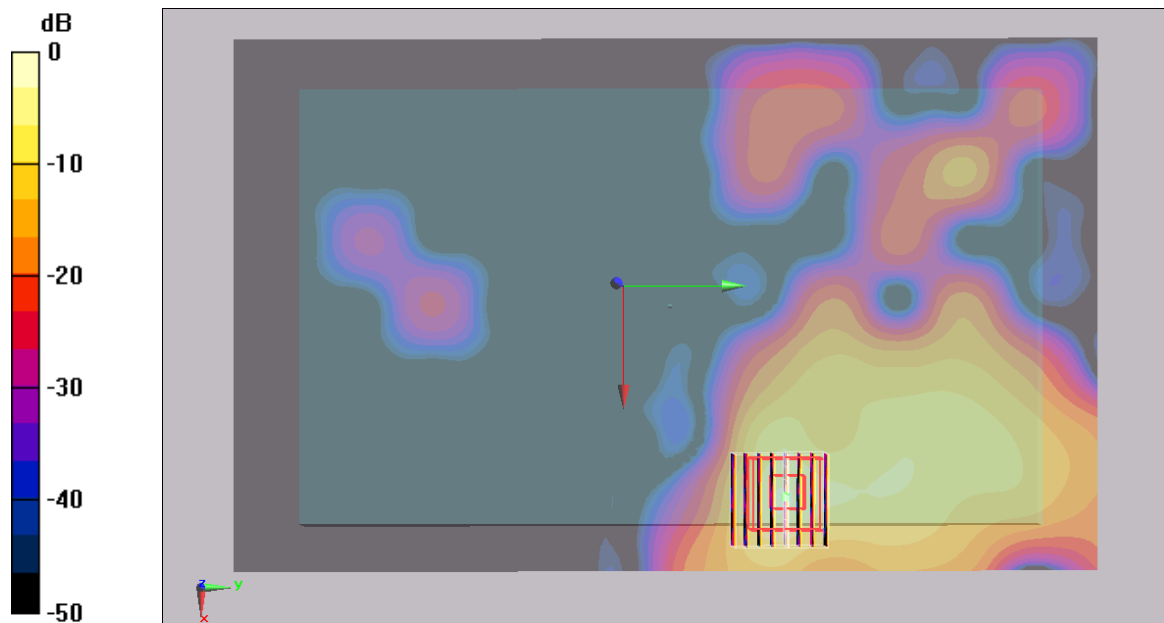
**Ch116/Zoom Scan (8x8x10)/Cube 0:** Measurement grid: dx=4mm, dy=4mm, dz=2.5mm

Reference Value = 0.714 V/m; Power Drift = 0.029 dB

Peak SAR (extrapolated) = 4.04 W/kg

**SAR(1 g) = 1.22 mW/g; SAR(10 g) = 0.428 mW/g**

Maximum value of SAR (measured) = 2.34 mW/g



0 dB = 2.34mW/g

**#135 WLAN5G\_802.11a\_Bottom Face\_0cm\_Ch116\_Jelly Sets\_2D**

**DUT: 252422**

Communication System: 802.11a; Frequency: 5580 MHz; Duty Cycle: 1:1

Medium: MSL\_5G\_120602 Medium parameters used :  $f = 5580$  MHz;  $\sigma = 5.83$  mho/m;  $\epsilon_r = 46.8$ ;  $\rho = 1000$  kg/m<sup>3</sup>

Ambient Temperature : 22.4 °C ; Liquid Temperature : 21.4 °C

DASY5 Configuration:

- Probe: EX3DV4 - SN3792; ConvF(3.53, 3.53, 3.53); Calibrated: 2011/6/20
- Sensor-Surface: 2mm (Mechanical Surface Detection)
- Electronics: DAE3 Sn495; Calibrated: 2012/4/23
- Phantom: ELI 4.0\_Front; Type: QD 0VA 002 AA; Serial: TP-1131
- Software: DASY5 Version; SEMCAD X Version 13.4 Build 45

**Ch116/Area Scan (161x261x1):** Measurement grid: dx=10mm, dy=10mm

Maximum value of SAR (interpolated) = 1.22 mW/g

**Ch116/Zoom Scan (8x8x10)/Cube 0:** Measurement grid: dx=4mm, dy=4mm, dz=2.5mm

Reference Value = 0.714 V/m; Power Drift = 0.029 dB

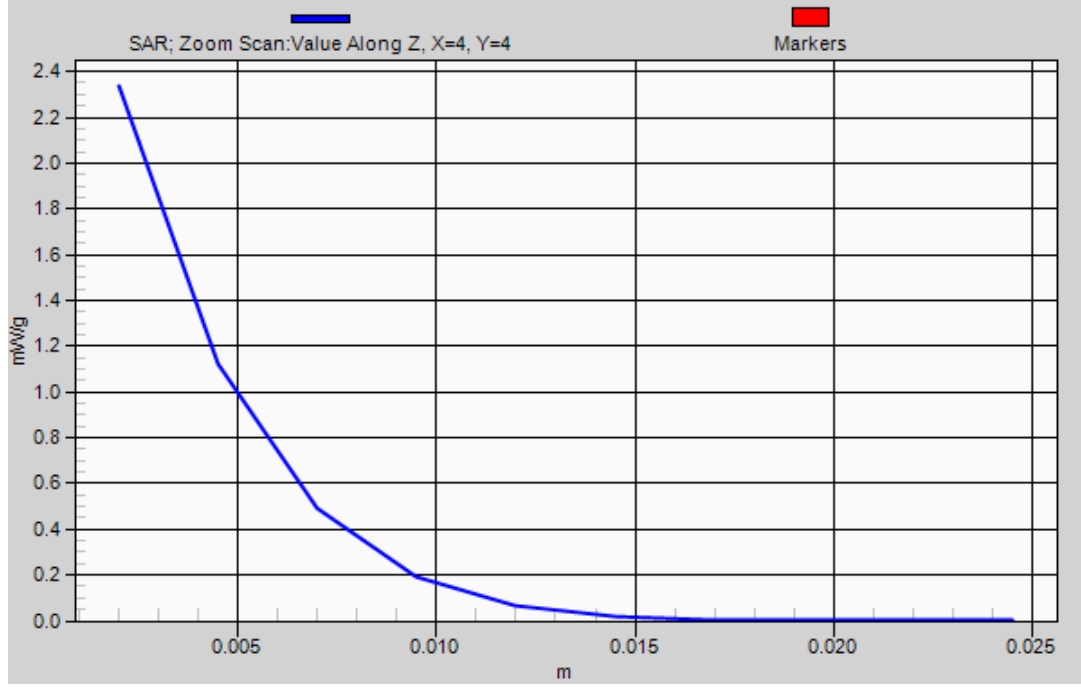
Peak SAR (extrapolated) = 4.04 W/kg

**SAR(1 g) = 1.22 mW/g; SAR(10 g) = 0.428 mW/g**

Maximum value of SAR (measured) = 2.34 mW/g



# 1g/10g Averaged SAR



**#136 WLAN5G\_802.11a\_Bottom Face\_0cm\_Ch104**

**DUT: 252422**

Communication System: 802.11a; Frequency: 5520 MHz; Duty Cycle: 1:1

Medium: MSL\_5G\_120602 Medium parameters used :  $f = 5520$  MHz;  $\sigma = 5.75$  mho/m;  $\epsilon_r = 46.9$ ;  $\rho = 1000$  kg/m<sup>3</sup>

Ambient Temperature : 22.4 °C ; Liquid Temperature : 21.4 °C

DASY5 Configuration:

- Probe: EX3DV4 - SN3792; ConvF(3.76, 3.76, 3.76); Calibrated: 2011/6/20
- Sensor-Surface: 2mm (Mechanical Surface Detection)
- Electronics: DAE3 Sn495; Calibrated: 2012/4/23
- Phantom: ELI 4.0\_Front; Type: QD 0VA 002 AA; Serial: TP-1131
- Software: DASY5 Version; SEMCAD X Version 13.4 Build 45

**Ch104/Area Scan (161x121x1):** Measurement grid: dx=10mm, dy=10mm

Maximum value of SAR (interpolated) = 0.948 mW/g

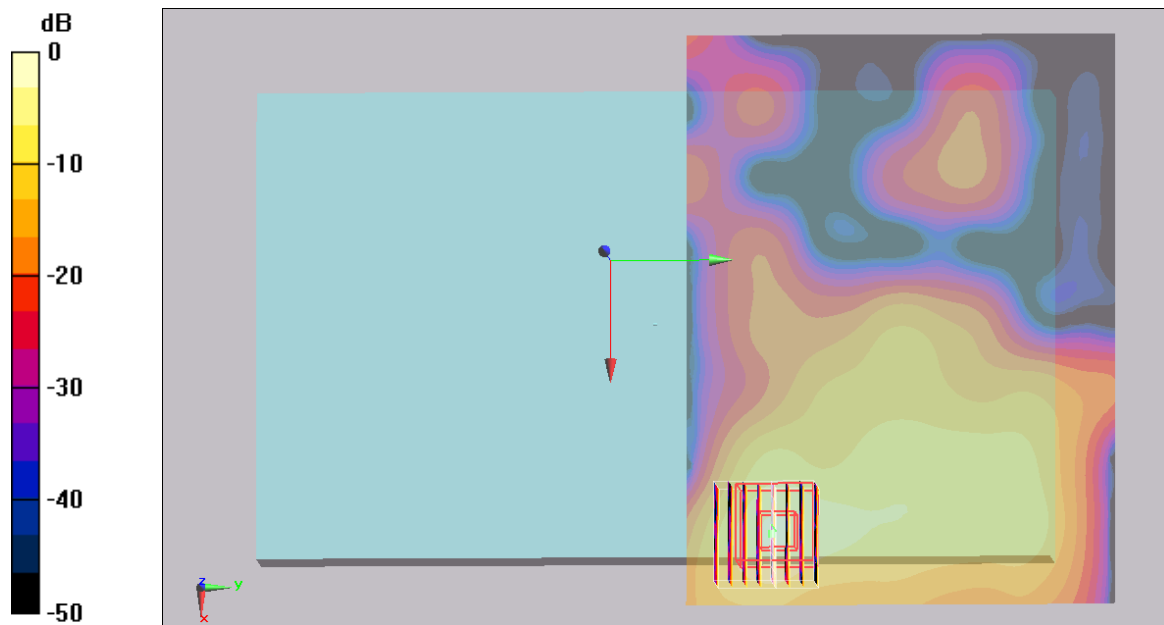
**Ch104/Zoom Scan (8x8x10)/Cube 0:** Measurement grid: dx=4mm, dy=4mm, dz=2.5mm

Reference Value = 0.443 V/m; Power Drift = 0.065 dB

Peak SAR (extrapolated) = 2.94 W/kg

**SAR(1 g) = 0.879 mW/g; SAR(10 g) = 0.314 mW/g**

Maximum value of SAR (measured) = 1.68 mW/g



0 dB = 1.68mW/g

**#137 WLAN5G\_802.11a\_Bottom Face\_0cm\_Ch136**

**DUT: 252422**

Communication System: 802.11a; Frequency: 5680 MHz; Duty Cycle: 1:1

Medium: MSL\_5G\_120602 Medium parameters used :  $f = 5680$  MHz;  $\sigma = 6$  mho/m;  $\epsilon_r = 46.6$ ;  $\rho = 1000$  kg/m<sup>3</sup>

Ambient Temperature : 22.4 °C ; Liquid Temperature : 21.4 °C

DASY5 Configuration:

- Probe: EX3DV4 - SN3792; ConvF(3.53, 3.53, 3.53); Calibrated: 2011/6/20
- Sensor-Surface: 2mm (Mechanical Surface Detection)
- Electronics: DAE3 Sn495; Calibrated: 2012/4/23
- Phantom: ELI 4.0\_Front; Type: QD 0VA 002 AA; Serial: TP-1131
- Software: DASY5 Version; SEMCAD X Version 13.4 Build 45

**Ch136/Area Scan (161x141x1):** Measurement grid: dx=10mm, dy=10mm

Maximum value of SAR (interpolated) = 1.02 mW/g

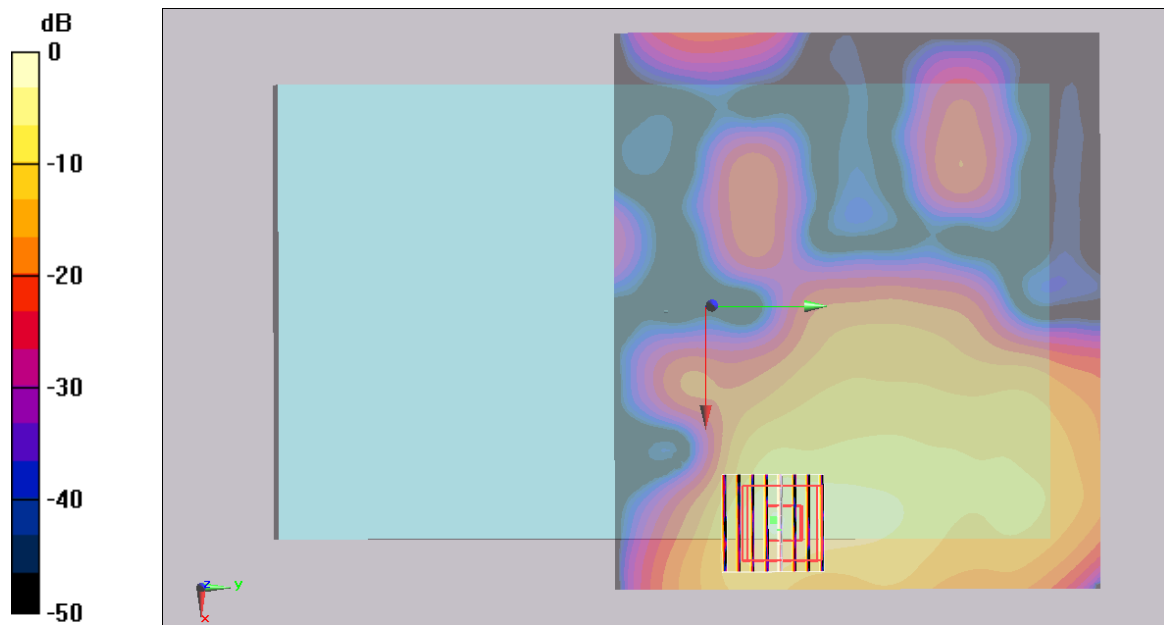
**Ch136/Zoom Scan (8x8x10)/Cube 0:** Measurement grid: dx=4mm, dy=4mm, dz=2.5mm

Reference Value = 0.535 V/m; Power Drift = -0.01 dB

Peak SAR (extrapolated) = 3.7 W/kg

**SAR(1 g) = 1.1 mW/g; SAR(10 g) = 0.386 mW/g**

Maximum value of SAR (measured) = 2.07 mW/g



0 dB = 2.07mW/g

**#138 WLAN5G\_802.11a\_Bottom Face\_0cm\_Ch104\_Jelly Sets**

**DUT: 252422**

Communication System: 802.11a; Frequency: 5520 MHz; Duty Cycle: 1:1

Medium: MSL\_5G\_120602 Medium parameters used :  $f = 5520$  MHz;  $\sigma = 5.75$  mho/m;  $\epsilon_r = 46.9$ ;  $\rho = 1000$  kg/m<sup>3</sup>

Ambient Temperature : 22.4 °C ; Liquid Temperature : 21.4 °C

DASY5 Configuration:

- Probe: EX3DV4 - SN3792; ConvF(3.76, 3.76, 3.76); Calibrated: 2011/6/20
- Sensor-Surface: 2mm (Mechanical Surface Detection)
- Electronics: DAE3 Sn495; Calibrated: 2012/4/23
- Phantom: ELI 4.0\_Front; Type: QD 0VA 002 AA; Serial: TP-1131
- Software: DASY5 Version; SEMCAD X Version 13.4 Build 45

**Ch104/Area Scan (161x121x1):** Measurement grid: dx=10mm, dy=10mm

Maximum value of SAR (interpolated) = 0.707 mW/g

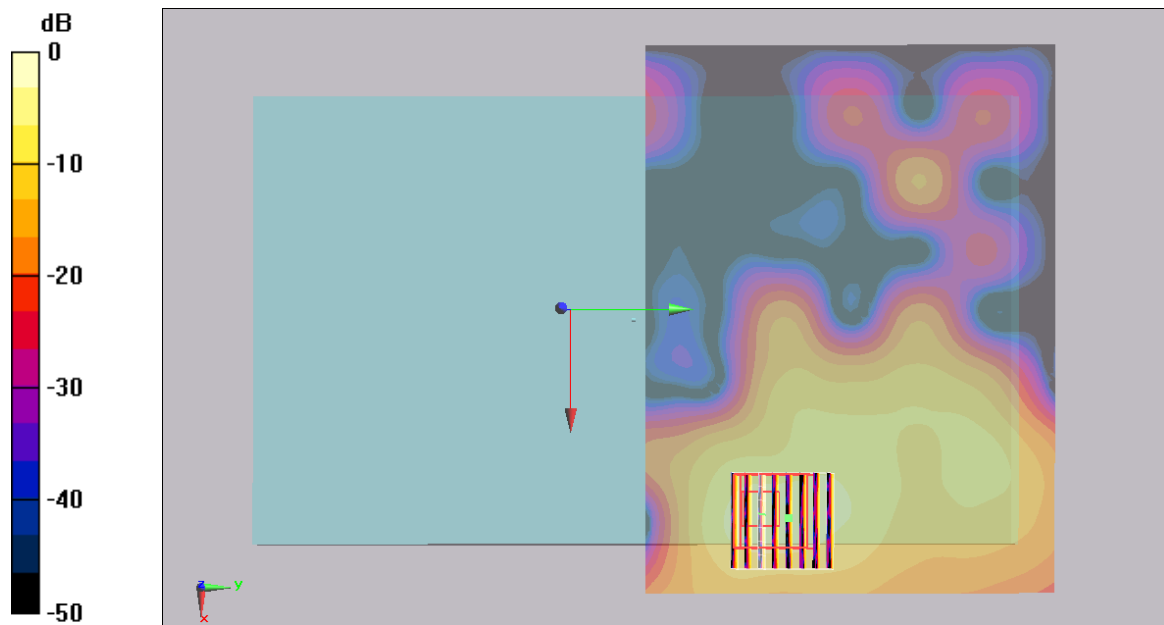
**Ch104/Zoom Scan (8x8x10)/Cube 0:** Measurement grid: dx=4mm, dy=4mm, dz=2.5mm

Reference Value = 0.932 V/m; Power Drift = -0.16 dB

Peak SAR (extrapolated) = 3.06 W/kg

**SAR(1 g) = 0.917 mW/g; SAR(10 g) = 0.295 mW/g**

Maximum value of SAR (measured) = 1.74 mW/g



0 dB = 1.74mW/g

**#139 WLAN5G\_802.11a\_Bottom Face\_0cm\_Ch136\_Jelly Sets**

**DUT: 252422**

Communication System: 802.11a; Frequency: 5680 MHz; Duty Cycle: 1:1

Medium: MSL\_5G\_120602 Medium parameters used :  $f = 5680$  MHz;  $\sigma = 6$  mho/m;  $\epsilon_r = 46.6$ ;  $\rho = 1000$  kg/m<sup>3</sup>

Ambient Temperature : 22.4 °C ; Liquid Temperature : 21.4 °C

DASY5 Configuration:

- Probe: EX3DV4 - SN3792; ConvF(3.53, 3.53, 3.53); Calibrated: 2011/6/20
- Sensor-Surface: 2mm (Mechanical Surface Detection)
- Electronics: DAE3 Sn495; Calibrated: 2012/4/23
- Phantom: ELI 4.0\_Front; Type: QD 0VA 002 AA; Serial: TP-1131
- Software: DASY5 Version; SEMCAD X Version 13.4 Build 45

**Ch136/Area Scan (161x121x1):** Measurement grid: dx=10mm, dy=10mm

Maximum value of SAR (interpolated) = 1.03 mW/g

**Ch136/Zoom Scan (8x8x10)/Cube 0:** Measurement grid: dx=4mm, dy=4mm, dz=2.5mm


Reference Value = 0.732 V/m; Power Drift = -0.031 dB

Peak SAR (extrapolated) = 3.5 W/kg

**SAR(1 g) = 1.06 mW/g; SAR(10 g) = 0.348 mW/g**

Maximum value of SAR (measured) = 2.04 mW/g





0 dB = 2.04mW/g

**#140 WLAN5G\_802.11a\_Bottom Face\_0cm\_Ch116\_Hand Strap**

**DUT: 252422**

Communication System: 802.11a; Frequency: 5580 MHz; Duty Cycle: 1:1

Medium: MSL\_5G\_120602 Medium parameters used :  $f = 5580$  MHz;  $\sigma = 5.83$  mho/m;  $\epsilon_r = 46.8$ ;  $\rho = 1000$  kg/m<sup>3</sup>

Ambient Temperature : 22.4 °C ; Liquid Temperature : 21.4 °C

DASY5 Configuration:

- Probe: EX3DV4 - SN3792; ConvF(3.53, 3.53, 3.53); Calibrated: 2011/6/20
- Sensor-Surface: 2mm (Mechanical Surface Detection)
- Electronics: DAE3 Sn495; Calibrated: 2012/4/23
- Phantom: ELI 4.0\_Front; Type: QD 0VA 002 AA; Serial: TP-1131
- Software: DASY5 Version; SEMCAD X Version 13.4 Build 45

**Ch116/Area Scan (161x261x1):** Measurement grid: dx=10mm, dy=10mm

Maximum value of SAR (interpolated) = 0.226 mW/g

**Ch116/Zoom Scan (8x8x10)/Cube 0:** Measurement grid: dx=4mm, dy=4mm, dz=2.5mm

Reference Value = 2.7 V/m; Power Drift = -0.165 dB

Peak SAR (extrapolated) = 0.622 W/kg

**SAR(1 g) = 0.198 mW/g; SAR(10 g) = 0.079 mW/g**

Maximum value of SAR (measured) = 0.391 mW/g

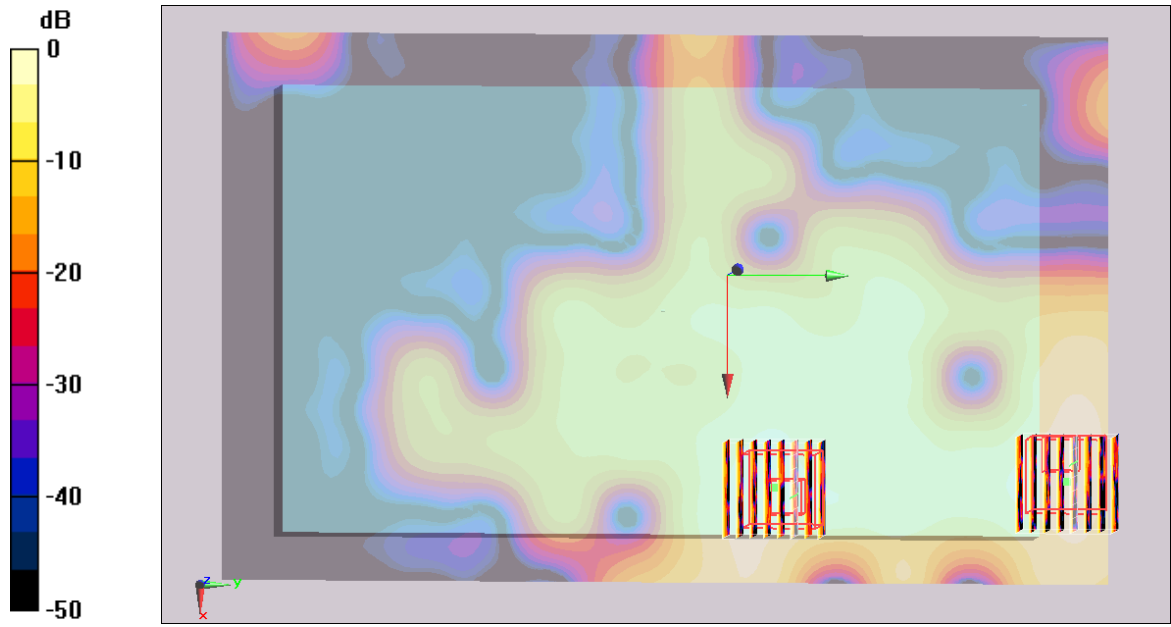
**Ch116/Zoom Scan (8x8x10)/Cube 1:** Measurement grid: dx=4mm, dy=4mm, dz=2.5mm

Reference Value = 2.7 V/m; Power Drift = -0.165 dB

Peak SAR (extrapolated) = 0.442 W/kg

**SAR(1 g) = 0.154 mW/g; SAR(10 g) = 0.060 mW/g**

Maximum value of SAR (measured) = 0.300 mW/g



0 dB = 0.300mW/g

**#141 WLAN5G\_802.11a\_Front Face\_0cm\_Ch116\_Hand Strap\_Holster**

**DUT: 252422**

Communication System: 802.11a; Frequency: 5580 MHz; Duty Cycle: 1:1

Medium: MSL\_5G\_120602 Medium parameters used :  $f = 5580$  MHz;  $\sigma = 5.83$  mho/m;  $\epsilon_r = 46.8$ ;  $\rho = 1000$  kg/m<sup>3</sup>

Ambient Temperature : 22.4 °C ; Liquid Temperature : 21.4 °C

DASY5 Configuration:

- Probe: EX3DV4 - SN3792; ConvF(3.53, 3.53, 3.53); Calibrated: 2011/6/20
- Sensor-Surface: 2mm (Mechanical Surface Detection)
- Electronics: DAE3 Sn495; Calibrated: 2012/4/23
- Phantom: ELI 4.0\_Front; Type: QD 0VA 002 AA; Serial: TP-1131
- Software: DASY5 Version; SEMCAD X Version 13.4 Build 45

**Ch116/Area Scan (161x261x1):** Measurement grid: dx=10mm, dy=10mm

Maximum value of SAR (interpolated) = 0.476 mW/g

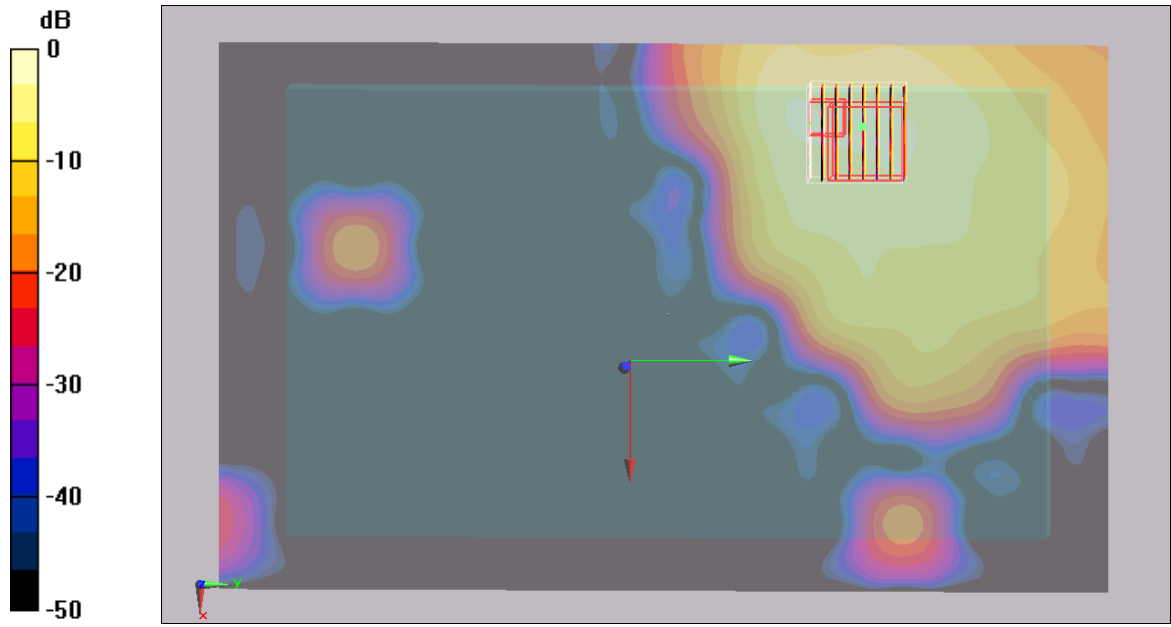
**Ch116/Zoom Scan (8x8x10)/Cube 0:** Measurement grid: dx=4mm, dy=4mm, dz=2.5mm

Reference Value = 0.386 V/m; Power Drift = 0.18 dB

Peak SAR (extrapolated) = 1.52 W/kg

**SAR(1 g) = 0.444 mW/g; SAR(10 g) = 0.187 mW/g**

Maximum value of SAR (measured) = 0.885 mW/g



0 dB = 0.885mW/g

**#143 WLAN5G\_802.11a\_Front Face\_0cm\_Ch116\_Jelly Sets\_Hand Strap\_Holster**

**DUT: 252422**

Communication System: 802.11a; Frequency: 5580 MHz; Duty Cycle: 1:1

Medium: MSL\_5G\_120602 Medium parameters used :  $f = 5580$  MHz;  $\sigma = 5.83$  mho/m;  $\epsilon_r = 46.8$ ;  $\rho = 1000$  kg/m<sup>3</sup>

Ambient Temperature : 22.4 °C ; Liquid Temperature : 21.4 °C

DASY5 Configuration:

- Probe: EX3DV4 - SN3792; ConvF(3.53, 3.53, 3.53); Calibrated: 2011/6/20
- Sensor-Surface: 2mm (Mechanical Surface Detection)
- Electronics: DAE3 Sn495; Calibrated: 2012/4/23
- Phantom: ELI 4.0\_Front; Type: QD 0VA 002 AA; Serial: TP-1131
- Software: DASY5 Version; SEMCAD X Version 13.4 Build 45

**Ch116/Area Scan (161x261x1):** Measurement grid: dx=10mm, dy=10mm

Maximum value of SAR (interpolated) = 0.606 mW/g

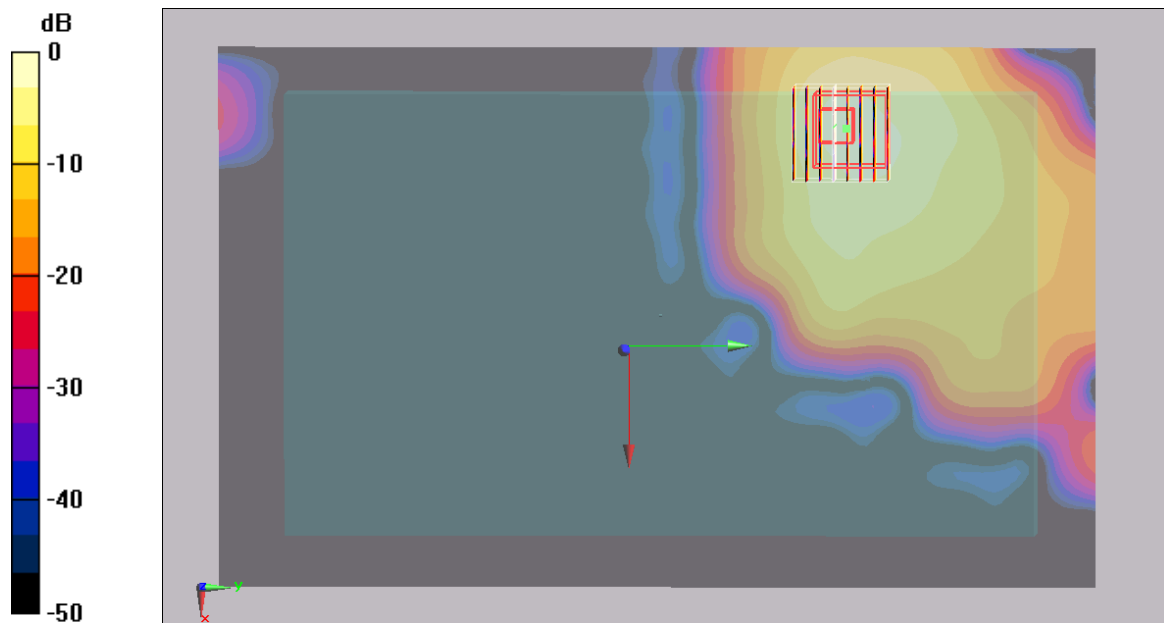
**Ch116/Zoom Scan (8x8x10)/Cube 0:** Measurement grid: dx=4mm, dy=4mm, dz=2.5mm

Reference Value = 0.418 V/m; Power Drift = 0.123 dB

Peak SAR (extrapolated) = 1.54 W/kg

**SAR(1 g) = 0.472 mW/g; SAR(10 g) = 0.193 mW/g**

Maximum value of SAR (measured) = 0.881 mW/g



0 dB = 0.881mW/g

#143 WLAN5G\_802.11a\_Front Face\_0cm\_Ch116\_Jelly Sets\_Hand Strap\_Holster\_2D

DUT: 252422

Communication System: 802.11a; Frequency: 5580 MHz; Duty Cycle: 1:1

Medium: MSL\_5G\_120602 Medium parameters used :  $f = 5580$  MHz;  $\sigma = 5.83$  mho/m;  $\epsilon_r = 46.8$ ;  $\rho = 1000$  kg/m<sup>3</sup>

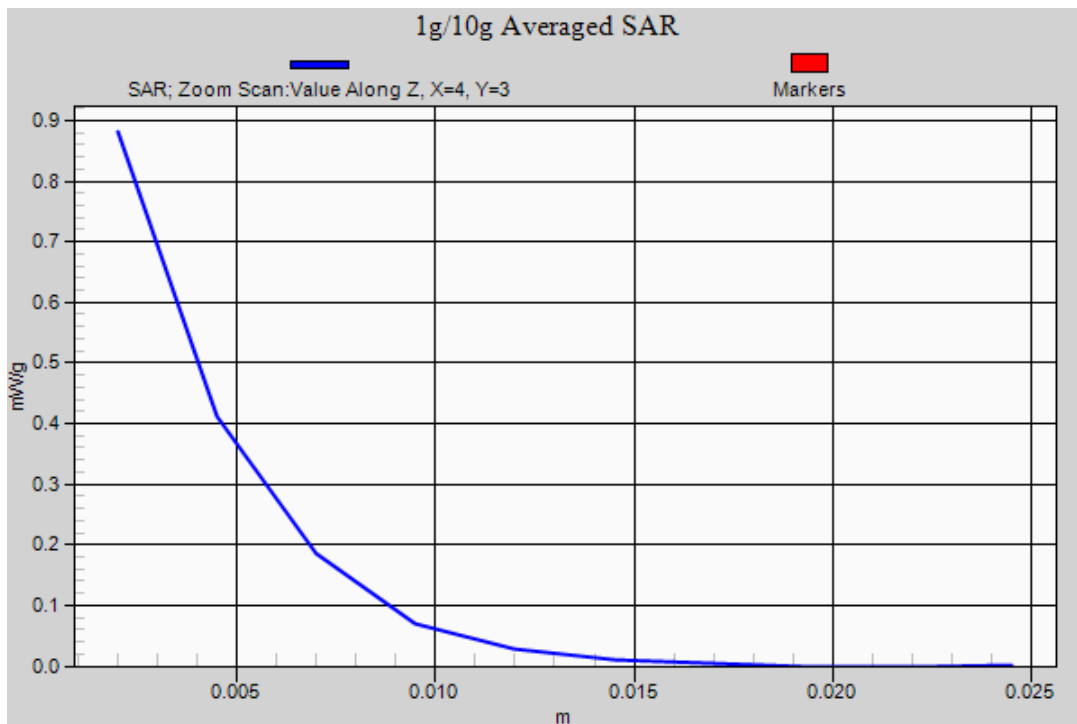
Ambient Temperature : 22.4 °C ; Liquid Temperature : 21.4 °C

DASY5 Configuration:

- Probe: EX3DV4 - SN3792; ConvF(3.53, 3.53, 3.53); Calibrated: 2011/6/20
- Sensor-Surface: 2mm (Mechanical Surface Detection)
- Electronics: DAE3 Sn495; Calibrated: 2012/4/23
- Phantom: ELI 4.0\_Front; Type: QD 0VA 002 AA; Serial: TP-1131
- Software: DASY5 Version; SEMCAD X Version 13.4 Build 45

**Ch116/Area Scan (161x261x1):** Measurement grid: dx=10mm, dy=10mm  
 Maximum value of SAR (interpolated) = 0.606 mW/g

**Ch116/Zoom Scan (8x8x10)/Cube 0:** Measurement grid: dx=4mm, dy=4mm, dz=2.5mm  
 Reference Value = 0.418 V/m; Power Drift = 0.123 dB  
 Peak SAR (extrapolated) = 1.54 W/kg  
**SAR(1 g) = 0.472 mW/g; SAR(10 g) = 0.193 mW/g**  
 Maximum value of SAR (measured) = 0.881 mW/g





### #114 WLAN5G\_802.11a\_Bottom Face\_0cm\_Ch165

**DUT: 252422**

Communication System: 802.11a; Frequency: 5825 MHz; Duty Cycle: 1:1

Medium: MSL\_5G\_120605 Medium parameters used :  $f = 5825 \text{ MHz}$ ;  $\sigma = 6.018 \text{ mho/m}$ ;  $\epsilon_r = 47.06$ ;

$\rho = 1000 \text{ kg/m}^3$

Ambient Temperature :  $22.5 \text{ }^\circ\text{C}$ ; Liquid Temperature :  $21.5 \text{ }^\circ\text{C}$

DASY5 Configuration:

- Probe: EX3DV4 - SN3819; ConvF(4.02, 4.02, 4.02); Calibrated: 2011/11/16;
- Sensor-Surface: 2mm (Mechanical Surface Detection)
- Electronics: DAE4 Sn1279; Calibrated: 2012/5/3
- Phantom: ELI v5.0; Type: QDOVA002AA; Serial: TP1127
- Measurement SW: DASY52, Version 52.8 (1); SEMCAD X Version 14.6.5 (6469)

**Ch165/Area Scan (161x241x1):** Measurement grid:  $dx=10\text{mm}$ ,  $dy=10\text{mm}$

Maximum value of SAR (interpolated) =  $1.40 \text{ mW/g}$

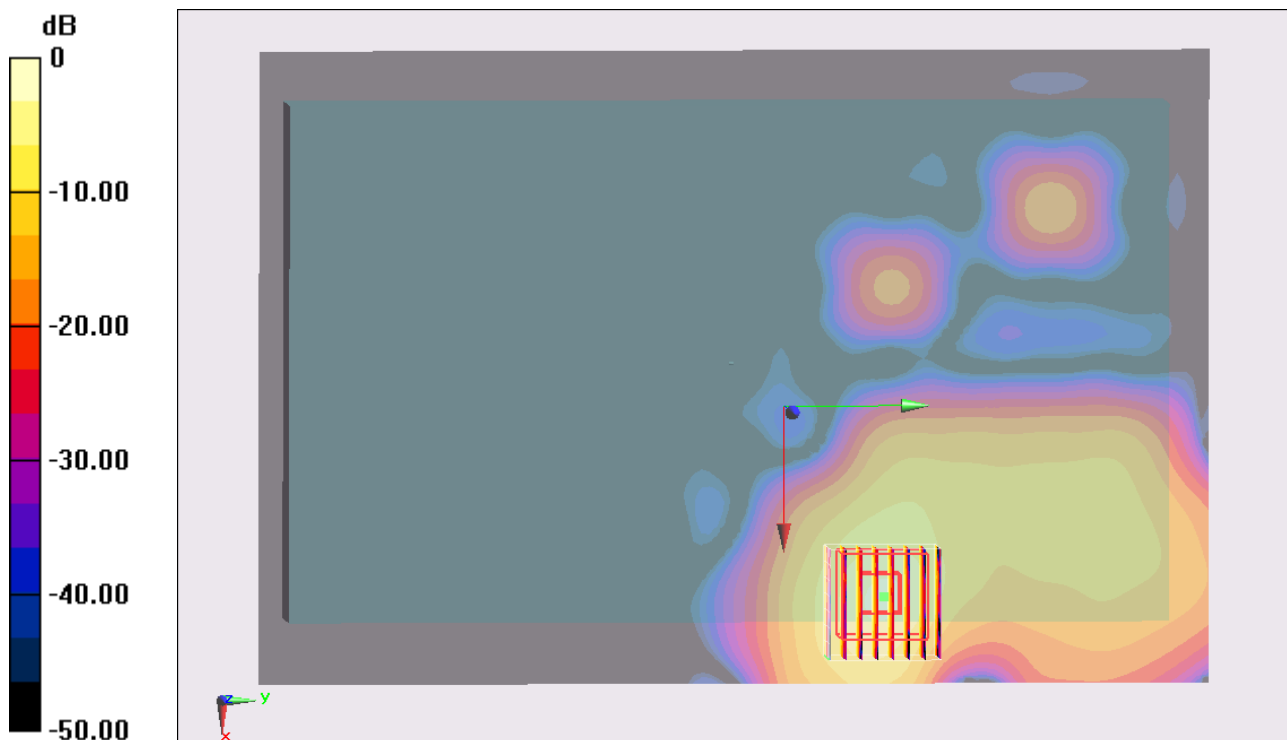
**Ch165/Zoom Scan (8x8x10)/Cube 0:** Measurement grid:  $dx=4\text{mm}$ ,  $dy=4\text{mm}$ ,  $dz=2.5\text{mm}$

Reference Value =  $0.219 \text{ V/m}$ ; Power Drift =  $0.11 \text{ dB}$

Peak SAR (extrapolated) =  $4.464 \text{ mW/g}$

**SAR(1 g) =  $1.33 \text{ mW/g}$ ; SAR(10 g) =  $0.476 \text{ mW/g}$**

Maximum value of SAR (measured) =  $2.52 \text{ mW/g}$



0 dB =  $2.52 \text{ mW/g} = 8.03 \text{ dB mW/g}$

### #114 WLAN5G\_802.11a\_Bottom Face\_0cm\_Ch165\_2D

**DUT: 252422**

Communication System: 802.11a; Frequency: 5825 MHz; Duty Cycle: 1:1

Medium: MSL\_5G\_120605 Medium parameters used :  $f = 5825$  MHz;  $\sigma = 6.018$  mho/m;  $\epsilon_r = 47.06$ ;

$\rho = 1000$  kg/m<sup>3</sup>

Ambient Temperature : 22.5 °C ; Liquid Temperature : 21.5 °C

DASY5 Configuration:

- Probe: EX3DV4 - SN3819; ConvF(4.02, 4.02, 4.02); Calibrated: 2011/11/16;
- Sensor-Surface: 2mm (Mechanical Surface Detection)
- Electronics: DAE4 Sn1279; Calibrated: 2012/5/3
- Phantom: ELI v5.0; Type: QDOVA002AA; Serial: TP1127
- Measurement SW: DASY52, Version 52.8 (1); SEMCAD X Version 14.6.5 (6469)

**Ch165/Area Scan (161x241x1):** Measurement grid: dx=10mm, dy=10mm

Maximum value of SAR (interpolated) = 1.40 mW/g

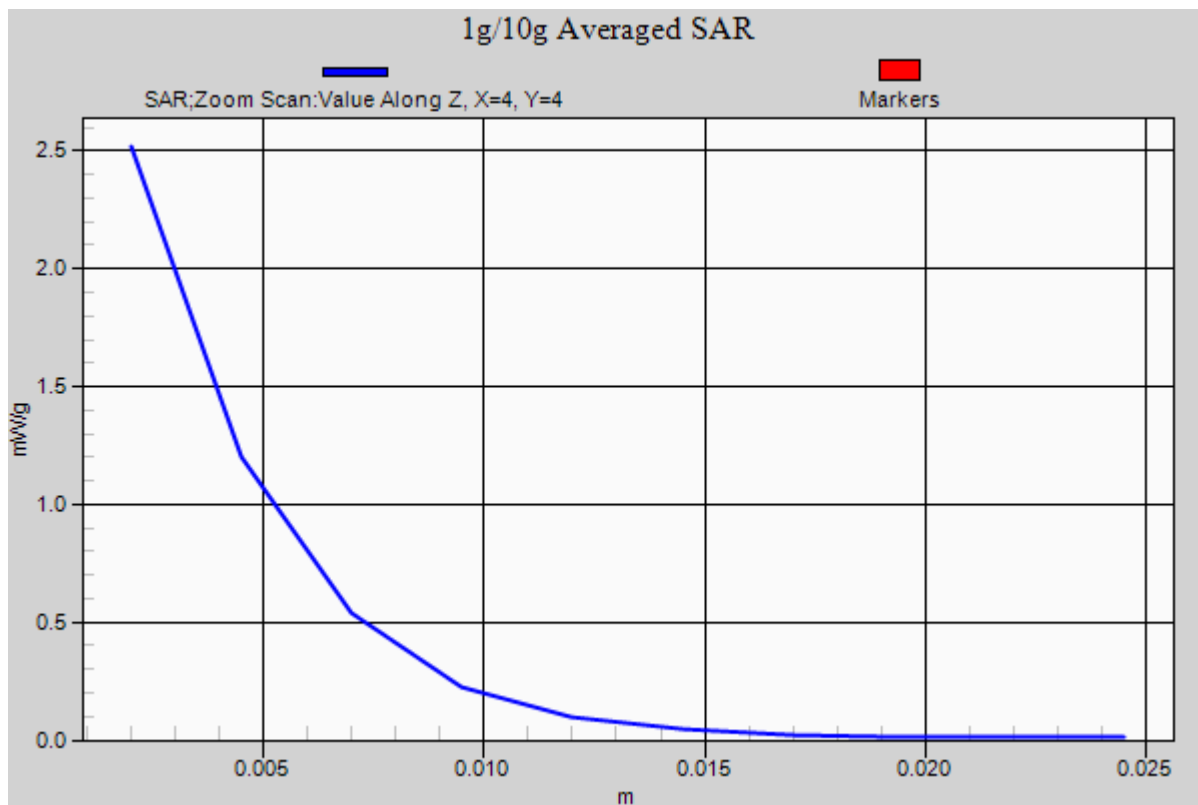
**Ch165/Zoom Scan (8x8x10)/Cube 0:** Measurement grid: dx=4mm, dy=4mm, dz=2.5mm

Reference Value = 0.219 V/m; Power Drift = 0.11 dB

Peak SAR (extrapolated) = 4.464 mW/g

**SAR(1 g) = 1.33 mW/g; SAR(10 g) = 0.476 mW/g**

Maximum value of SAR (measured) = 2.52 mW/g



### #115 WLAN5G\_802.11a\_Front Face\_0cm\_Ch165\_Holster

**DUT: 252422**

Communication System: 802.11a; Frequency: 5825 MHz; Duty Cycle: 1:1

Medium: MSL\_5G\_120605 Medium parameters used :  $f = 5825$  MHz;  $\sigma = 6.018$  mho/m;  $\epsilon_r = 47.06$ ;

$\rho = 1000$  kg/m<sup>3</sup>

Ambient Temperature : 22.5 °C ; Liquid Temperature : 21.5 °C

DASY5 Configuration:

- Probe: EX3DV4 - SN3819; ConvF(4.02, 4.02, 4.02); Calibrated: 2011/11/16;
- Sensor-Surface: 2mm (Mechanical Surface Detection)
- Electronics: DAE4 Sn1279; Calibrated: 2012/5/3
- Phantom: ELI v5.0; Type: QDOVA002AA; Serial: TP1127
- Measurement SW: DASY52, Version 52.8 (1); SEMCAD X Version 14.6.5 (6469)

**Ch165/Area Scan (161x261x1):** Measurement grid: dx=10mm, dy=10mm

Maximum value of SAR (interpolated) = 0.266 mW/g

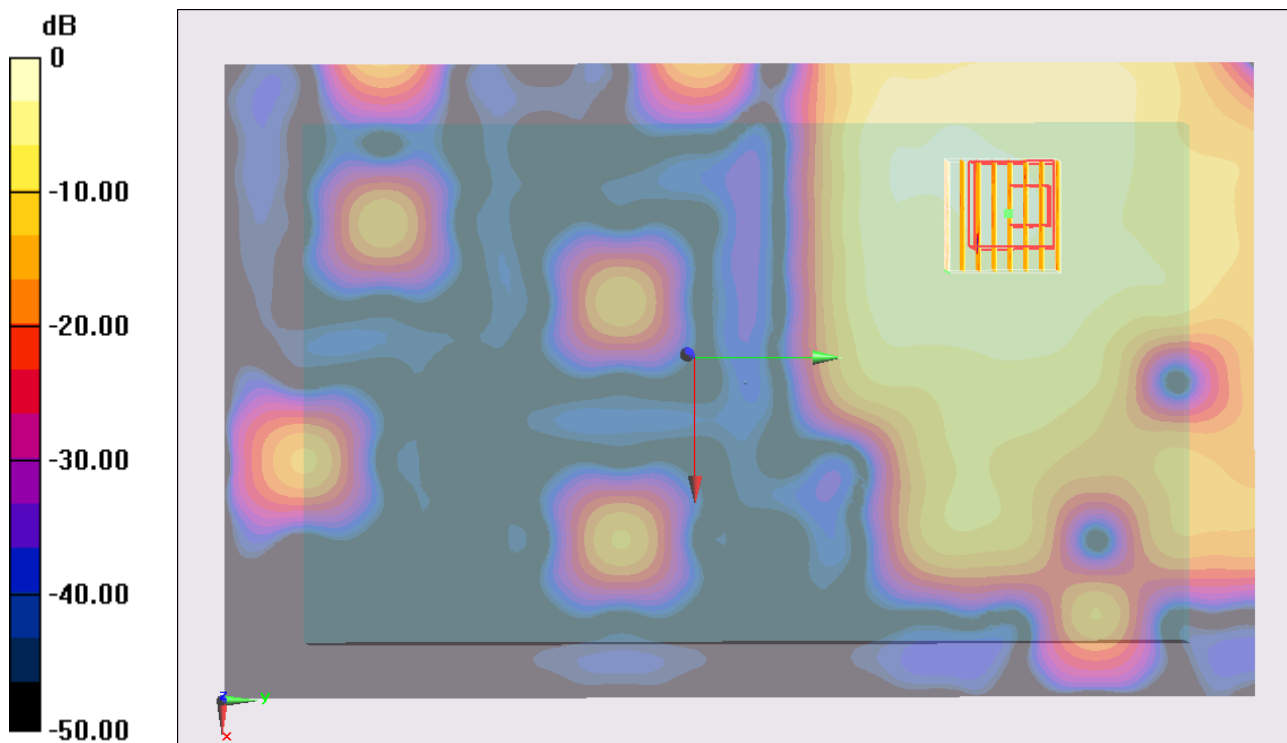
**Ch165/Zoom Scan (8x8x10)/Cube 0:** Measurement grid: dx=4mm, dy=4mm, dz=2.5mm

Reference Value = 1.764 V/m; Power Drift = -0.183 dB

Peak SAR (extrapolated) = 0.814 mW/g

**SAR(1 g) = 0.250 mW/g; SAR(10 g) = 0.108 mW/g**

Maximum value of SAR (measured) = 0.469 mW/g



0 dB = 0.469 mW/g = -6.58 dB mW/g

### #117 WLAN5G\_802.11a\_Bottom Face\_0cm\_Ch165\_Jelly Sets

**DUT: 252422**

Communication System: 802.11a; Frequency: 5825 MHz; Duty Cycle: 1:1

Medium: MSL\_5G\_120605 Medium parameters used :  $f = 5825$  MHz;  $\sigma = 6.018$  mho/m;  $\epsilon_r = 47.06$ ;

$\rho = 1000$  kg/m<sup>3</sup>

Ambient Temperature : 22.5 °C; Liquid Temperature : 21.5 °C

DASY5 Configuration:

- Probe: EX3DV4 - SN3819; ConvF(4.02, 4.02, 4.02); Calibrated: 2011/11/16;
- Sensor-Surface: 2mm (Mechanical Surface Detection)
- Electronics: DAE4 Sn1279; Calibrated: 2012/5/3
- Phantom: ELI v5.0; Type: QDOVA002AA; Serial: TP1127
- Measurement SW: DASY52, Version 52.8 (1); SEMCAD X Version 14.6.5 (6469)

**Ch165/Area Scan (161x241x1):** Measurement grid: dx=10mm, dy=10mm

Maximum value of SAR (interpolated) = 1.29 mW/g

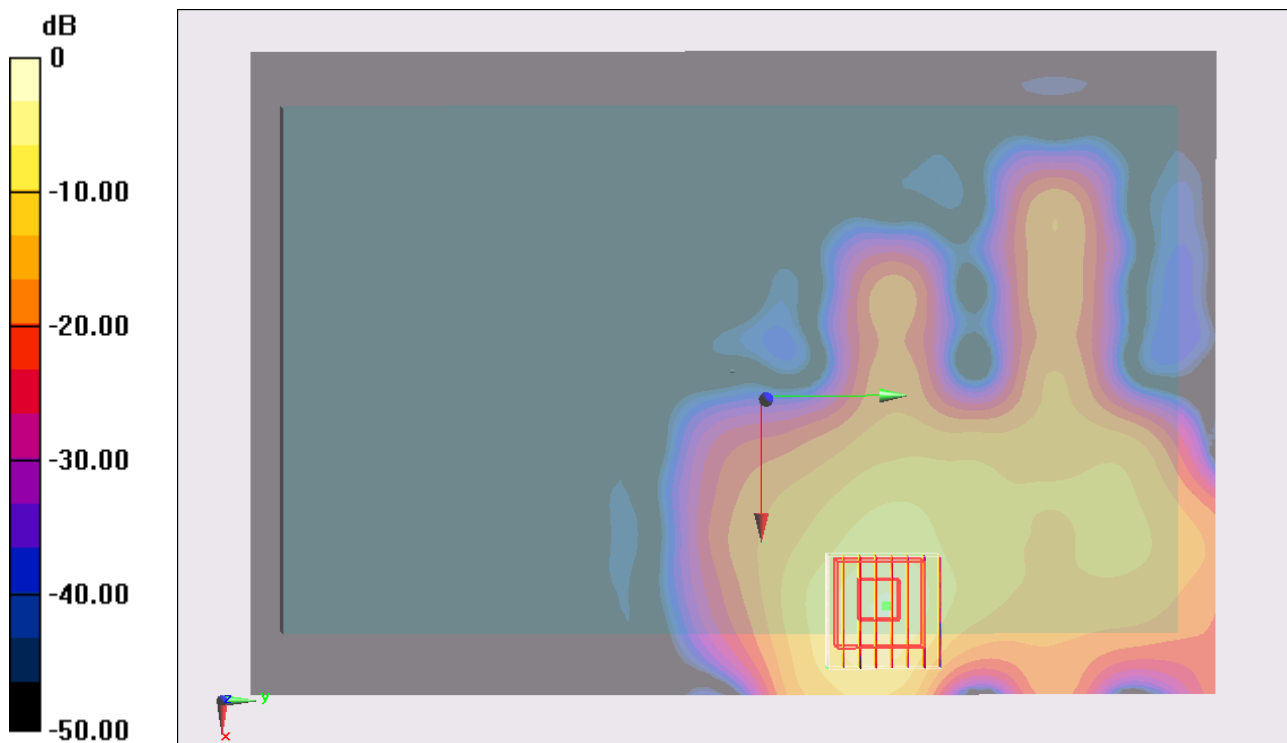
**Ch165/Zoom Scan (8x8x10)/Cube 0:** Measurement grid: dx=4mm, dy=4mm, dz=2.5mm

Reference Value = 0 V/m; Power Drift = 0.12 dB

Peak SAR (extrapolated) = 4.459 mW/g

**SAR(1 g) = 1.32 mW/g; SAR(10 g) = 0.477 mW/g**

Maximum value of SAR (measured) = 2.54 mW/g



0 dB = 2.54 mW/g = 8.10 dB mW/g

### #118 WLAN5G\_802.11a\_Bottom Face\_0cm\_Ch149

**DUT: 252422**

Communication System: 802.11a; Frequency: 5745 MHz; Duty Cycle: 1:1

Medium: MSL\_5G\_120605 Medium parameters used :  $f = 5745$  MHz;  $\sigma = 5.919$  mho/m;  $\epsilon_r = 47.376$ ;

$\rho = 1000$  kg/m<sup>3</sup>

Ambient Temperature : 22.5 °C; Liquid Temperature : 21.5 °C

DASY5 Configuration:

- Probe: EX3DV4 - SN3819; ConvF(4.02, 4.02, 4.02); Calibrated: 2011/11/16;
- Sensor-Surface: 2mm (Mechanical Surface Detection)
- Electronics: DAE4 Sn1279; Calibrated: 2012/5/3
- Phantom: ELI v5.0; Type: QDOVA002AA; Serial: TP1127
- Measurement SW: DASY52, Version 52.8 (1); SEMCAD X Version 14.6.5 (6469)

**Ch149/Area Scan (161x121x1):** Measurement grid: dx=10mm, dy=10mm

Maximum value of SAR (interpolated) = 0.923 mW/g

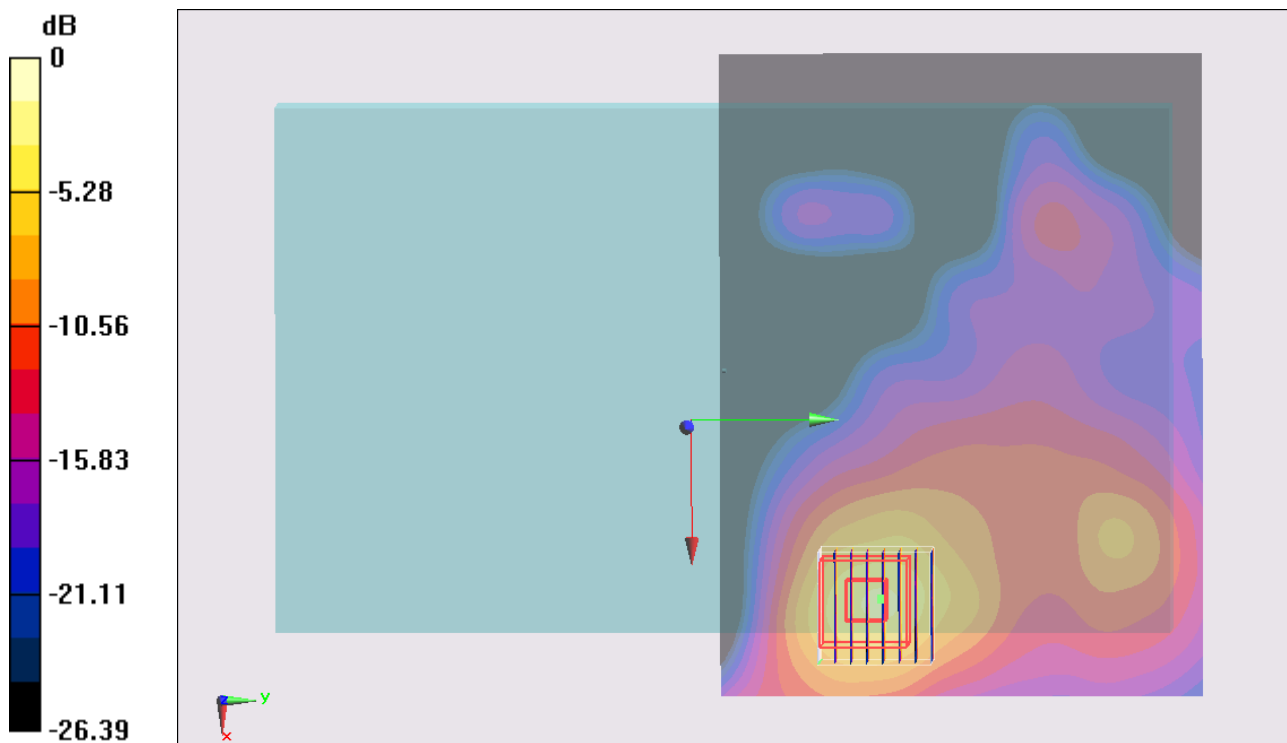
**Ch149/Zoom Scan (8x8x10)/Cube 0:** Measurement grid: dx=4mm, dy=4mm, dz=2.5mm

Reference Value = 1.520 V/m; Power Drift = -0.162 dB

Peak SAR (extrapolated) = 3.463 mW/g

**SAR(1 g) = 1.02 mW/g; SAR(10 g) = 0.385 mW/g**

Maximum value of SAR (measured) = 1.93 mW/g



0 dB = 1.93 mW/g = 5.71 dB mW/g

### #119 WLAN5G\_802.11a\_Bottom Face\_0cm\_Ch157

**DUT: 252422**

Communication System: 802.11a; Frequency: 5785 MHz; Duty Cycle: 1:1

Medium: MSL\_5G\_120605 Medium parameters used :  $f = 5785$  MHz;  $\sigma = 5.961$  mho/m;  $\epsilon_r = 47.221$ ;

$\rho = 1000$  kg/m<sup>3</sup>

Ambient Temperature : 22.5 °C; Liquid Temperature : 21.5 °C

DASY5 Configuration:

- Probe: EX3DV4 - SN3819; ConvF(4.02, 4.02, 4.02); Calibrated: 2011/11/16;
- Sensor-Surface: 2mm (Mechanical Surface Detection)
- Electronics: DAE4 Sn1279; Calibrated: 2012/5/3
- Phantom: ELI v5.0; Type: QDOVA002AA; Serial: TP1127
- Measurement SW: DASY52, Version 52.8 (1); SEMCAD X Version 14.6.5 (6469)

**Ch157/Area Scan (161x121x1):** Measurement grid: dx=10mm, dy=10mm

Maximum value of SAR (interpolated) = 1.11 mW/g

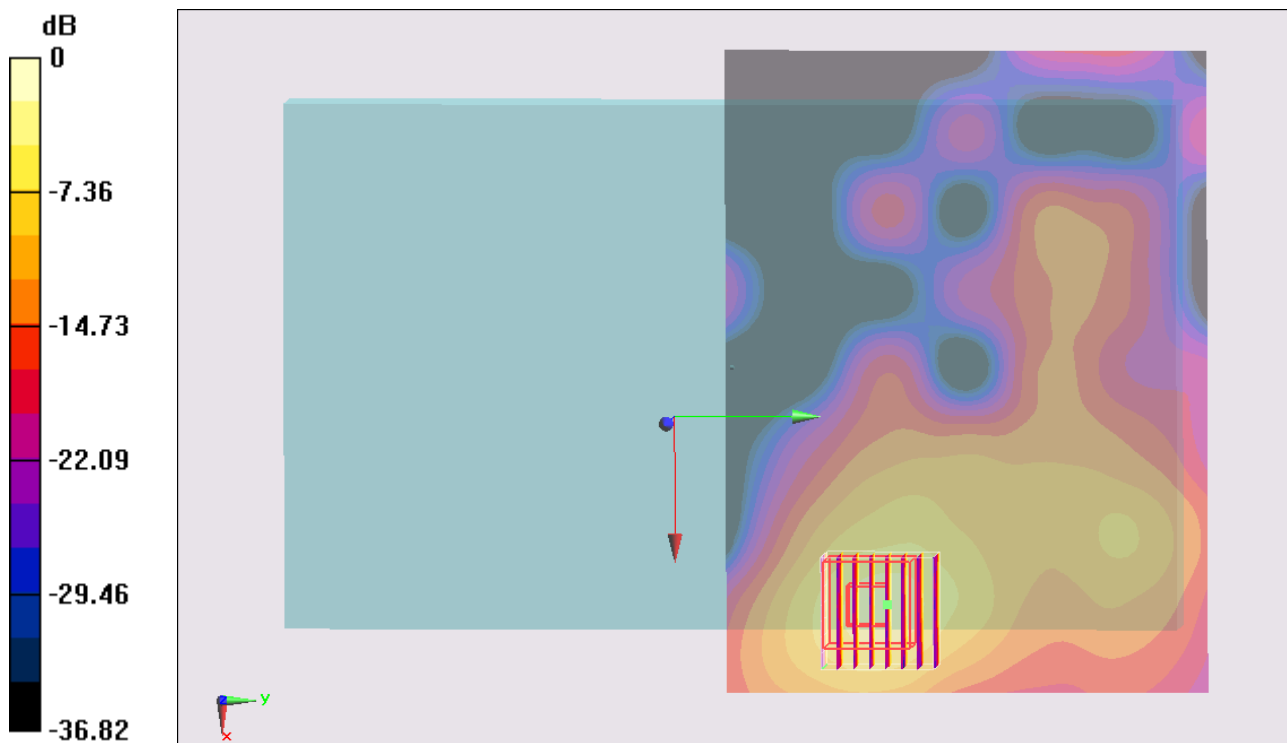
**Ch157/Zoom Scan (8x8x10)/Cube 0:** Measurement grid: dx=4mm, dy=4mm, dz=2.5mm

Reference Value = 1.490 V/m; Power Drift = -0.15 dB

Peak SAR (extrapolated) = 4.053 mW/g

**SAR(1 g) = 1.19 mW/g; SAR(10 g) = 0.442 mW/g**

Maximum value of SAR (measured) = 2.28 mW/g



0 dB = 2.28 mW/g = 7.16 dB mW/g

## #126 WLAN5G\_802.11a\_Bottom Face\_0cm\_Ch149\_Jelly Sets

**DUT: 252422**

Communication System: 802.11a; Frequency: 5745 MHz; Duty Cycle: 1:1

Medium: MSL\_5G\_120605 Medium parameters used :  $f = 5745$  MHz;  $\sigma = 5.919$  mho/m;  $\epsilon_r = 47.376$ ;

$\rho = 1000$  kg/m<sup>3</sup>

Ambient Temperature : 22.5 °C; Liquid Temperature : 21.5 °C

DASY5 Configuration:

- Probe: EX3DV4 - SN3819; ConvF(4.02, 4.02, 4.02); Calibrated: 2011/11/16;
- Sensor-Surface: 2mm (Mechanical Surface Detection)
- Electronics: DAE4 Sn1279; Calibrated: 2012/5/3
- Phantom: ELI v5.0; Type: QDOVA002AA; Serial: TP1127
- Measurement SW: DASY52, Version 52.8 (1); SEMCAD X Version 14.6.5 (6469)

**Ch149/Area Scan (161x121x1):** Measurement grid: dx=10mm, dy=10mm

Maximum value of SAR (interpolated) = 1.07 mW/g

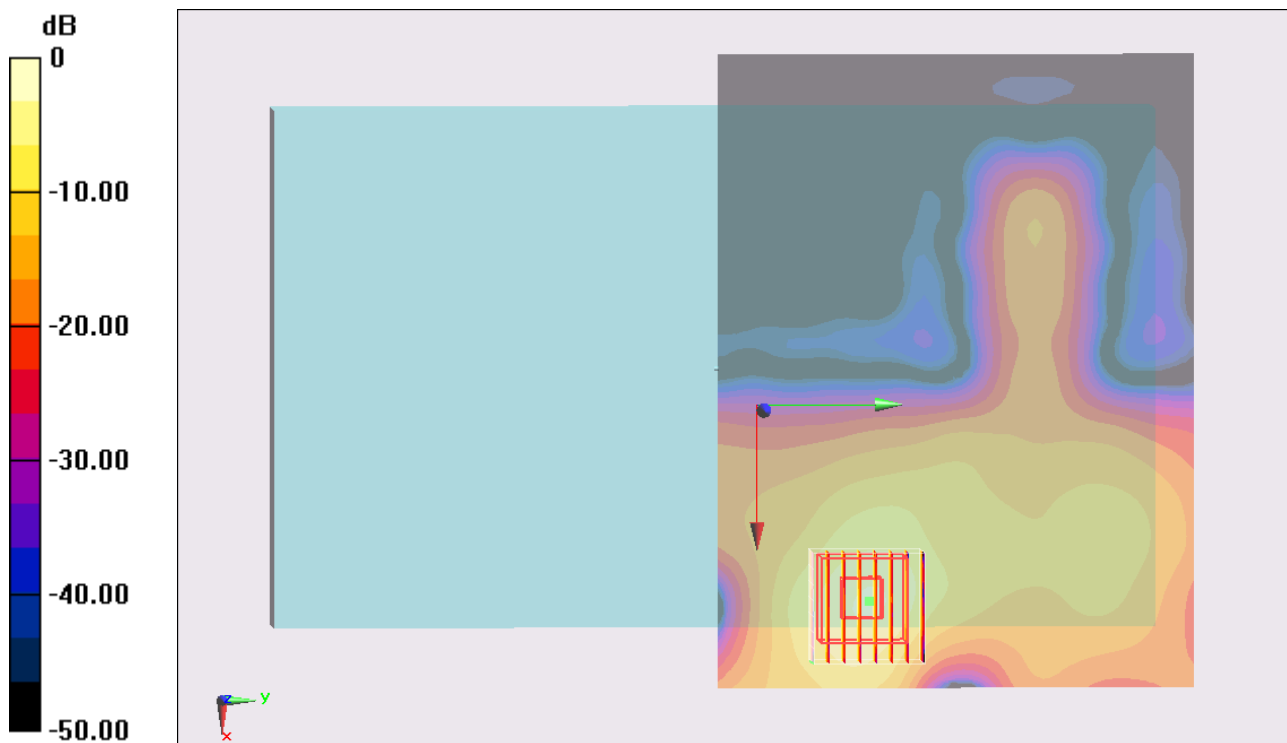
**Ch149/Zoom Scan (8x8x10)/Cube 0:** Measurement grid: dx=4mm, dy=4mm, dz=2.5mm

Reference Value = 0 V/m; Power Drift = 0.11 dB

Peak SAR (extrapolated) = 3.543 mW/g

**SAR(1 g) = 1.08 mW/g; SAR(10 g) = 0.399 mW/g**

Maximum value of SAR (measured) = 2.05 mW/g



0 dB = 2.05 mW/g = 6.24 dB mW/g

### #127 WLAN5G\_802.11a\_Bottom Face\_0cm\_Ch157\_Jelly Sets

**DUT: 252422**

Communication System: 802.11a; Frequency: 5785 MHz; Duty Cycle: 1:1

Medium: MSL\_5G\_120605 Medium parameters used :  $f = 5785$  MHz;  $\sigma = 5.961$  mho/m;  $\epsilon_r = 47.221$ ;

$\rho = 1000$  kg/m<sup>3</sup>

Ambient Temperature : 22.5 °C; Liquid Temperature : 21.5 °C

DASY5 Configuration:

- Probe: EX3DV4 - SN3819; ConvF(4.02, 4.02, 4.02); Calibrated: 2011/11/16;
- Sensor-Surface: 2mm (Mechanical Surface Detection)
- Electronics: DAE4 Sn1279; Calibrated: 2012/5/3
- Phantom: ELI v5.0; Type: QDOVA002AA; Serial: TP1127
- Measurement SW: DASY52, Version 52.8 (1); SEMCAD X Version 14.6.5 (6469)

**Ch157/Area Scan (161x121x1):** Measurement grid: dx=10mm, dy=10mm

Maximum value of SAR (interpolated) = 1.05 mW/g


**Ch157/Zoom Scan (8x8x10)/Cube 0:** Measurement grid: dx=4mm, dy=4mm, dz=2.5mm

Reference Value = 0 V/m; Power Drift = 0.12 dB

Peak SAR (extrapolated) = 3.785 mW/g

**SAR(1 g) = 1.13 mW/g; SAR(10 g) = 0.413 mW/g**

Maximum value of SAR (measured) = 2.18 mW/g



0 dB = 2.18 mW/g = 6.77 dB mW/g



### #128 WLAN5G\_802.11a\_Bottom Face\_0cm\_Ch165\_Hand Strap

**DUT: 252422**

Communication System: 802.11a; Frequency: 5825 MHz; Duty Cycle: 1:1

Medium: MSL\_5G\_120605 Medium parameters used :  $f = 5825$  MHz;  $\sigma = 6.018$  mho/m;  $\epsilon_r = 47.06$ ;

$\rho = 1000$  kg/m<sup>3</sup>

Ambient Temperature : 22.5 °C ; Liquid Temperature : 21.5 °C

DASY5 Configuration:

- Probe: EX3DV4 - SN3819; ConvF(4.02, 4.02, 4.02); Calibrated: 2011/11/16;
- Sensor-Surface: 2mm (Mechanical Surface Detection)
- Electronics: DAE4 Sn1279; Calibrated: 2012/5/3
- Phantom: ELI v5.0; Type: QDOVA002AA; Serial: TP1127
- Measurement SW: DASY52, Version 52.8 (1); SEMCAD X Version 14.6.5 (6469)

**Ch165/Area Scan (161x261x1):** Measurement grid: dx=10mm, dy=10mm

Maximum value of SAR (interpolated) = 0.237 mW/g

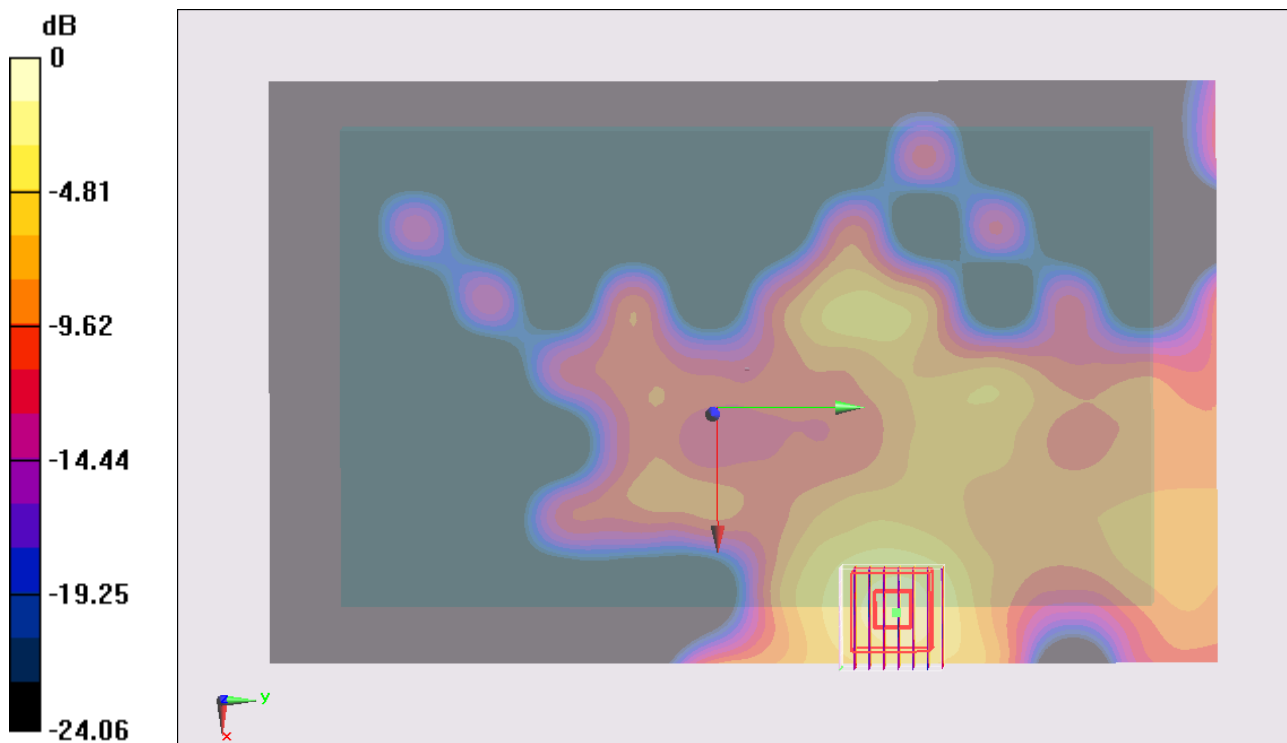
**Ch165/Zoom Scan (8x8x10)/Cube 0:** Measurement grid: dx=4mm, dy=4mm, dz=2.5mm

Reference Value = 2.578 V/m; Power Drift = 0.145 dB

Peak SAR (extrapolated) = 0.774 mW/g

**SAR(1 g) = 0.230 mW/g; SAR(10 g) = 0.101 mW/g**

Maximum value of SAR (measured) = 0.419 mW/g



0 dB = 0.419 mW/g = -7.56 dB mW/g

## #129 WLAN5G\_802.11a\_Front Face\_0cm\_Ch165\_Hand Strap\_Holster

**DUT: 252422**

Communication System: 802.11a; Frequency: 5825 MHz; Duty Cycle: 1:1

Medium: MSL\_5G\_120605 Medium parameters used :  $f = 5825$  MHz;  $\sigma = 6.018$  mho/m;  $\epsilon_r = 47.06$ ;

$\rho = 1000$  kg/m<sup>3</sup>

Ambient Temperature : 22.5 °C; Liquid Temperature : 21.5 °C

DASY5 Configuration:

- Probe: EX3DV4 - SN3819; ConvF(4.02, 4.02, 4.02); Calibrated: 2011/11/16;
- Sensor-Surface: 2mm (Mechanical Surface Detection)
- Electronics: DAE4 Sn1279; Calibrated: 2012/5/3
- Phantom: ELI v5.0; Type: QDOVA002AA; Serial: TP1127
- Measurement SW: DASY52, Version 52.8 (1); SEMCAD X Version 14.6.5 (6469)

**Ch165/Area Scan (161x261x1):** Measurement grid: dx=10mm, dy=10mm

Maximum value of SAR (interpolated) = 0.457 mW/g

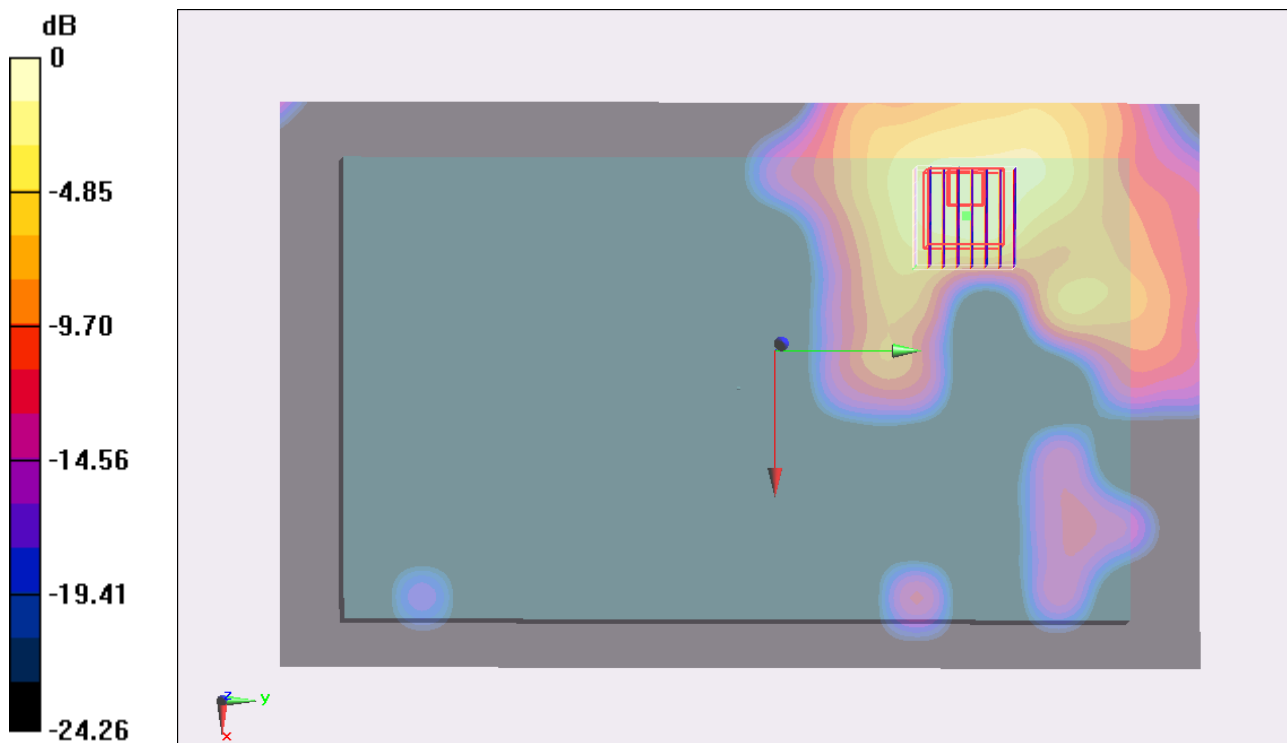
**Ch165/Zoom Scan (8x8x10)/Cube 0:** Measurement grid: dx=4mm, dy=4mm, dz=2.5mm

Reference Value = 1.853 V/m; Power Drift = -0.174 dB

Peak SAR (extrapolated) = 1.194 mW/g

**SAR(1 g) = 0.385 mW/g; SAR(10 g) = 0.167 mW/g**

Maximum value of SAR (measured) = 0.696 mW/g



0 dB = 0.696 mW/g = -3.15 dB mW/g

### #131 WLAN5G\_802.11a\_Front Face\_0cm\_Ch165\_Jelly Sets\_Hand Strap\_Holster

**DUT: 252422**

Communication System: 802.11a; Frequency: 5825 MHz; Duty Cycle: 1:1

Medium: MSL\_5G\_120605 Medium parameters used :  $f = 5825$  MHz;  $\sigma = 6.018$  mho/m;  $\epsilon_r = 47.06$ ;

$\rho = 1000$  kg/m<sup>3</sup>

Ambient Temperature : 22.5 °C ; Liquid Temperature : 21.5 °C

DASY5 Configuration:

- Probe: EX3DV4 - SN3819; ConvF(4.02, 4.02, 4.02); Calibrated: 2011/11/16;
- Sensor-Surface: 2mm (Mechanical Surface Detection)
- Electronics: DAE4 Sn1279; Calibrated: 2012/5/3
- Phantom: ELI v5.0; Type: QDOVA002AA; Serial: TP1127
- Measurement SW: DASY52, Version 52.8 (1); SEMCAD X Version 14.6.5 (6469)

**Ch165/Area Scan (161x261x1):** Measurement grid: dx=10mm, dy=10mm

Maximum value of SAR (interpolated) = 0.453 mW/g

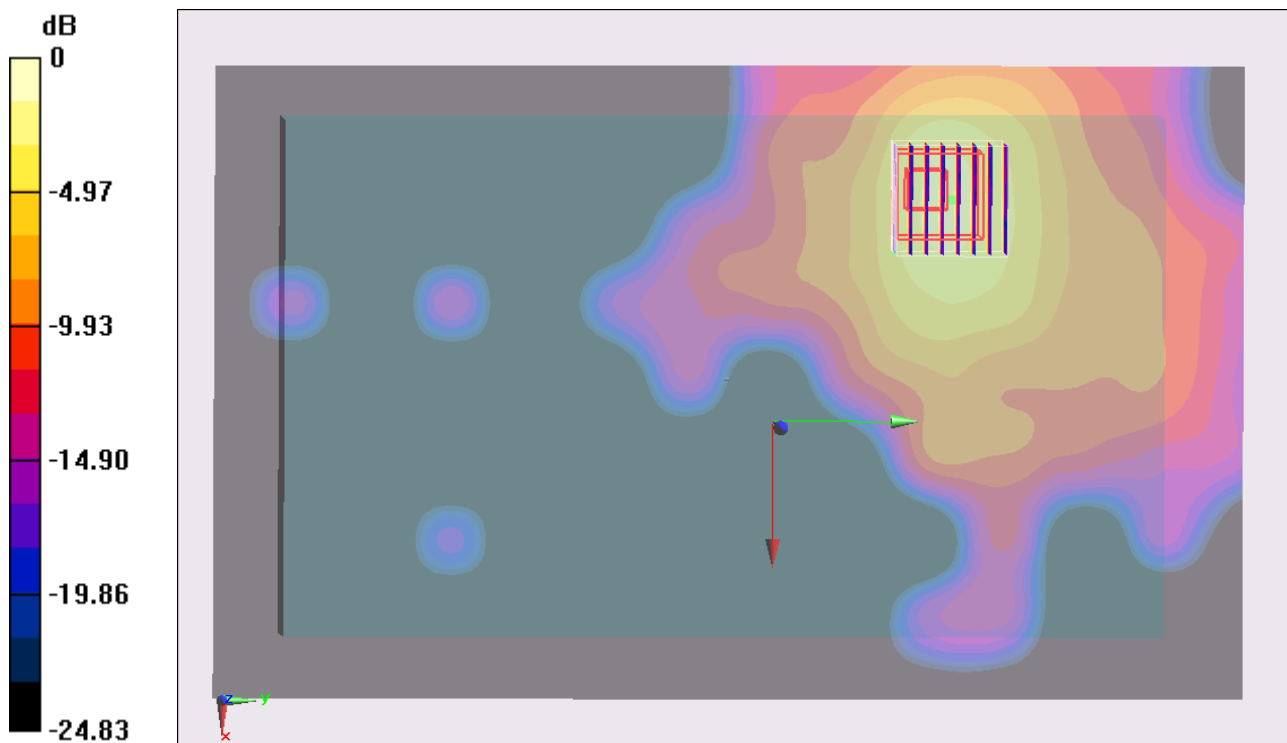
**Ch165/Zoom Scan (8x8x10)/Cube 0:** Measurement grid: dx=4mm, dy=4mm, dz=2.5mm

Reference Value = 2.137 V/m; Power Drift = -0.147 dB

Peak SAR (extrapolated) = 1.493 mW/g

**SAR(1 g) = 0.456 mW/g; SAR(10 g) = 0.197 mW/g**

Maximum value of SAR (measured) = 0.834 mW/g



0 dB = 0.834 mW/g = -1.58 dB mW/g

### #131 WLAN5G\_802.11a\_Front Face\_0cm\_Ch165\_Jelly Sets\_Hand Strap\_Holster\_2D

**DUT: 252422**

Communication System: 802.11a; Frequency: 5825 MHz; Duty Cycle: 1:1

Medium: MSL\_5G\_120605 Medium parameters used :  $f = 5825$  MHz;  $\sigma = 6.018$  mho/m;  $\epsilon_r = 47.06$ ;

$\rho = 1000$  kg/m<sup>3</sup>

Ambient Temperature : 22.5 °C; Liquid Temperature : 21.5 °C

DASY5 Configuration:

- Probe: EX3DV4 - SN3819; ConvF(4.02, 4.02, 4.02); Calibrated: 2011/11/16;
- Sensor-Surface: 2mm (Mechanical Surface Detection)
- Electronics: DAE4 Sn1279; Calibrated: 2012/5/3
- Phantom: ELI v5.0; Type: QDOVA002AA; Serial: TP1127
- Measurement SW: DASY52, Version 52.8 (1); SEMCAD X Version 14.6.5 (6469)

**Ch165/Area Scan (161x261x1):** Measurement grid: dx=10mm, dy=10mm

Maximum value of SAR (interpolated) = 0.453 mW/g

**Ch165/Zoom Scan (8x8x10)/Cube 0:** Measurement grid: dx=4mm, dy=4mm, dz=2.5mm

Reference Value = 2.137 V/m; Power Drift = -0.147 dB

Peak SAR (extrapolated) = 1.493 mW/g

**SAR(1 g) = 0.456 mW/g; SAR(10 g) = 0.197 mW/g**

Maximum value of SAR (measured) = 0.834 mW/g

