Mode	56	
	Band Edge - L	
	U-NII-3_5.725-5.85_802.11ax HE20_CH157_Full_5785MHz	
ANT	CDD 8+10	
Pol.	Vertical	Fundamental
Peak	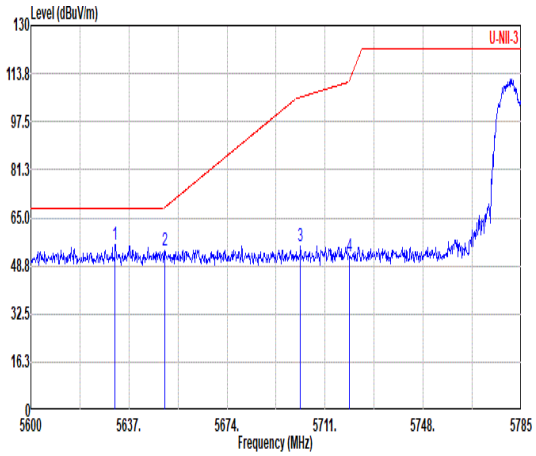 Freq Level Limit Line Over Limit Read Level Ant Factor Cable Loss Preamp Factor Aux Factor APos TPos Remark MHz dBuV/m dBuV/m dB dBuV dB/m dB dB dB cm deg 1 5631.82 56.00 68.20 -12.20 42.76 34.60 10.27 31.63 0.00 108 204 PEAK 2 5650.51 54.09 68.58 -14.49 40.87 34.60 10.28 31.66 0.00 108 204 PEAK 3 5701.75 55.49 105.79 -50.30 42.34 34.60 10.33 31.78 0.00 108 204 PEAK 4 5720.07 51.94 111.05 -59.11 38.83 34.60 10.34 31.83 0.00 108 204 PEAK	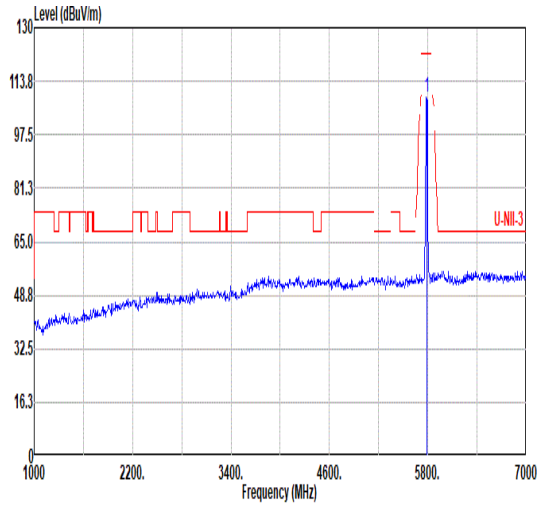 Freq Level Limit Line Over Limit Read Level Ant Factor Cable Loss Preamp Factor Aux Factor APos TPos Remark MHz dBuV/m dBuV/m dB dBuV dB/m dB dB dB cm deg 1 5785.00 108.82 ------ ------ 95.81 34.60 10.39 31.98 0.00 108 204 PEAK
Avg	Blank	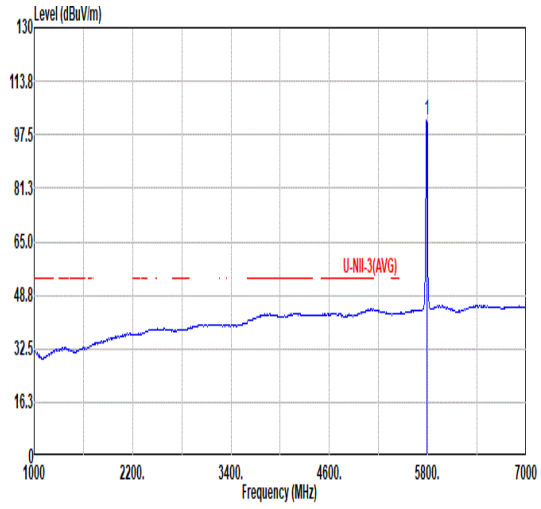 Freq Level Limit Line Over Limit Read Level Ant Factor Cable Loss Preamp Factor Aux Factor APos TPos Remark MHz dBuV/m dBuV/m dB dBuV dB/m dB dB dB cm deg 1 5785.00 101.89 ------ ------ 88.88 34.60 10.39 31.98 0.00 108 204 AVERAGE

Mode	56	
	Band Edge - R	
	U-NII-3_5.725-5.85_802.11ax HE20_CH157_Full_5785MHz	
ANT	CDD 8+10	
Pol.	Vertical	Fundamental
Peak	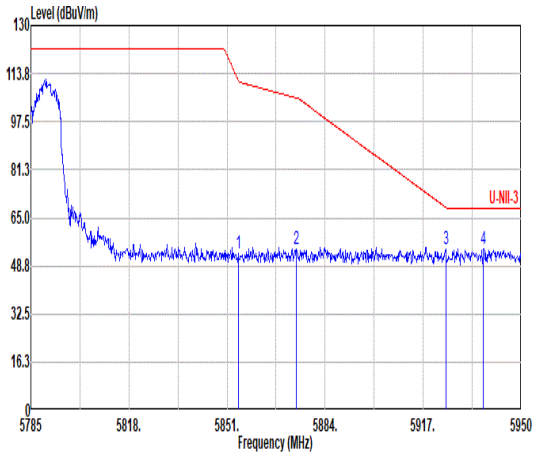 Freq Level Limit Line Over Limit Read Level Ant Factor Cable Loss Preamp Factor Aux Factor APos TPos Remark MHz dBuV/m dBuV/m dB dBuV dB/m dB dB dB cm deg 1 5854.80 52.90 111.37 -58.47 39.89 34.72 10.45 32.16 0.00 108 204 PEAK 2 5874.27 54.58 105.51 -50.93 41.47 34.80 10.47 32.16 0.00 108 204 PEAK 3 5924.59 54.23 68.50 -14.27 40.82 35.05 10.52 32.16 0.00 108 204 PEAK 4 5937.30 54.55 68.20 -13.65 41.06 35.12 10.53 32.16 0.00 108 204 PEAK	Blank

Mode	56	
	Harmonic	
	U-NII-3_5.725-5.85_802.11ax HE20_CH157_Full_5785MHz	
ANT	CDD 8+10	
Pol.	Horizontal	Vertical
Peak Avg	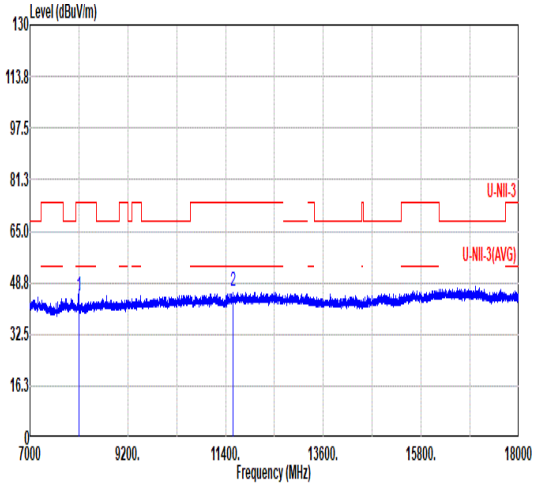 Freq Level Limit Line Over Limit Read Level Ant Factor Cable Loss Preamp Factor Aux Factor APos TPos Remark MHz dBuV/m dBuV/m dB dBuV dB/m dB dB dB cm deg 1 8099.00 44.63 74.00 -29.37 56.71 35.80 12.44 60.32 0.00 --- --- PEAK 2 11570.00 45.91 74.00 -28.09 53.87 38.27 14.97 61.20 0.00 --- --- PEAK	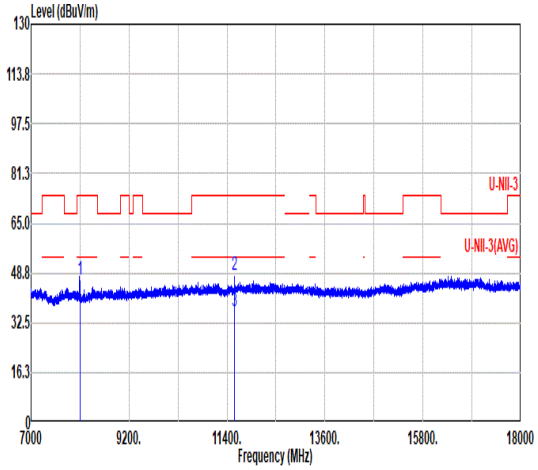 Freq Level Limit Line Over Limit Read Level Ant Factor Cable Loss Preamp Factor Aux Factor APos TPos Remark MHz dBuV/m dBuV/m dB dBuV dB/m dB dB dB cm deg 1 8099.00 46.78 74.00 -27.22 58.86 35.80 12.44 60.32 0.00 --- --- PEAK 2 11570.00 48.14 74.00 -25.86 56.10 38.27 14.97 61.20 0.00 100 360 PEAK 3 11570.00 36.10 54.00 -17.90 44.05 38.28 14.97 61.20 0.00 100 360 AVERAGE

Mode	57	
	Band Edge	
	U-NII-3_5.725-5.85_802.11ax HE20_CH165_Full_5825MHz	
ANT	CDD 8+10	
Pol.	Horizontal	Fundamental
Peak	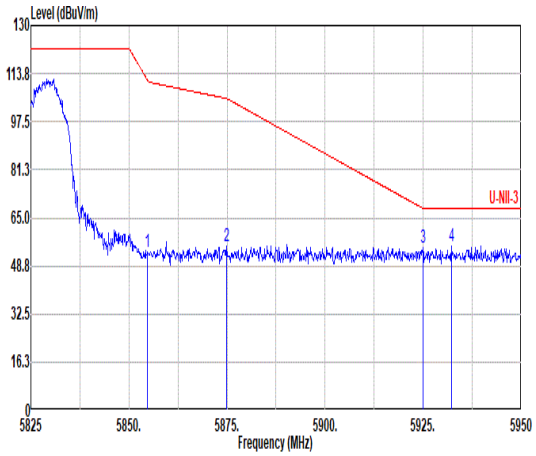 Freq Level Limit Line Over Limit Read Level Ant Factor Cable Loss Preamp Factor Aux Factor APos TPos Remark MHz dBuV/m dBuV/m dB dBuV dB/m dB dB dB cm deg 1 5854.75 53.33 111.47 -58.14 40.32 34.72 10.45 32.16 0.00 100 104 PEAK 2 5874.88 55.34 105.33 -49.99 42.23 34.80 10.47 32.16 0.00 100 104 PEAK 3 5925.00 55.15 68.20 -13.05 41.74 35.05 10.52 32.16 0.00 100 104 PEAK 4 5932.25 55.63 68.20 -12.57 42.18 35.09 10.52 32.16 0.00 100 104 PEAK	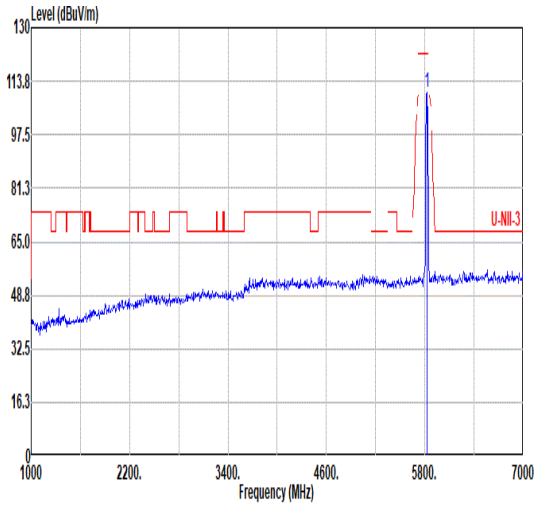 Freq Level Limit Line Over Limit Read Level Ant Factor Cable Loss Preamp Factor Aux Factor APos TPos Remark MHz dBuV/m dBuV/m dB dBuV dB/m dB dB dB cm deg 1 5825.00 110.60 ------ ------ 97.61 34.66 10.43 32.10 0.00 100 104 PEAK
Avg	Blank	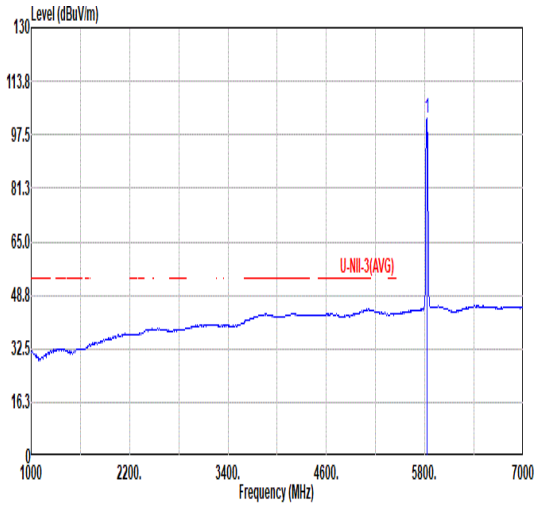 Freq Level Limit Line Over Limit Read Level Ant Factor Cable Loss Preamp Factor Aux Factor APos TPos Remark MHz dBuV/m dBuV/m dB dBuV dB/m dB dB dB cm deg 1 5825.00 102.69 ------ ------ 89.70 34.66 10.43 32.10 0.00 100 104 AVERAGE

Mode	57	
	Band Edge	
	U-NII-3_5.725-5.85_802.11ax HE20_CH165_Full_5825MHz	
ANT	CDD 8+10	
Pol.	Vertical	Fundamental
Peak	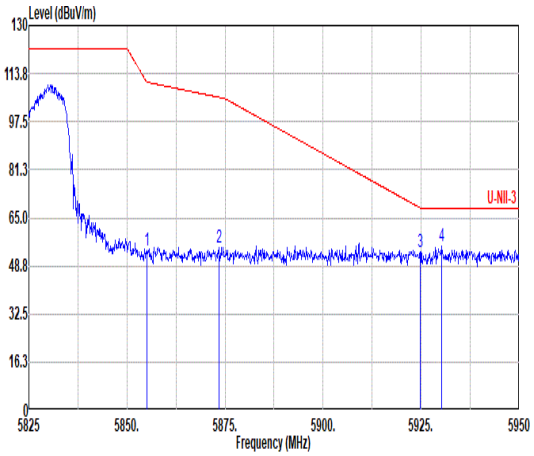 Freq Level Limit Line Over Limit Read Level Ant Factor Cable Loss Preamp Factor Aux Factor APos TPos Remark MHz dBuV/m dBuV/m dB dBuV dB/m dB dB dB cm deg 1 5855.00 53.81 110.90 -57.09 40.80 34.72 10.45 32.16 0.00 100 203 PEAK 2 5873.38 55.16 105.75 -50.59 42.06 34.79 10.47 32.16 0.00 100 203 PEAK 3 5924.75 53.49 68.38 -14.89 40.08 35.05 10.52 32.16 0.00 100 203 PEAK 4 5930.13 55.65 68.20 -12.55 42.21 35.08 10.52 32.16 0.00 100 203 PEAK	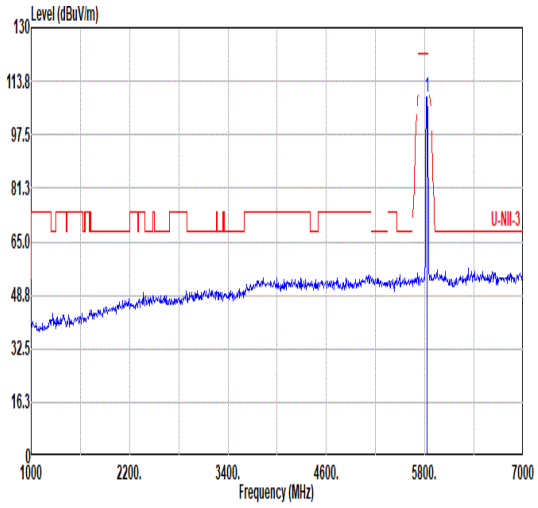 Freq Level Limit Line Over Limit Read Level Ant Factor Cable Loss Preamp Factor Aux Factor APos TPos Remark MHz dBuV/m dBuV/m dB dBuV dB/m dB dB dB cm deg 1 5825.00 108.68 ------ ------ 95.68 34.65 10.43 32.08 0.00 100 203 PEAK
Avg	Blank	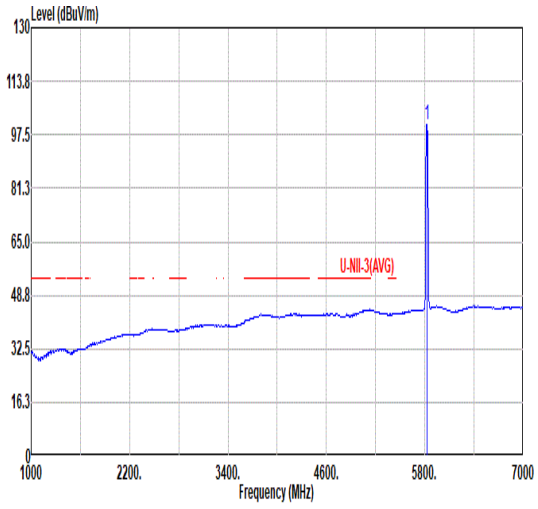 Freq Level Limit Line Over Limit Read Level Ant Factor Cable Loss Preamp Factor Aux Factor APos TPos Remark MHz dBuV/m dBuV/m dB dBuV dB/m dB dB dB cm deg 1 5825.00 100.67 ------ ------ 87.68 34.66 10.43 32.10 0.00 100 203 AVERAGE

Mode	57	
	Harmonic	
	U-NII-3_5.725-5.85_802.11ax HE20_CH165_Full_5825MHz	
ANT	CDD 8+10	
Pol.	Horizontal	Vertical
Peak Avg	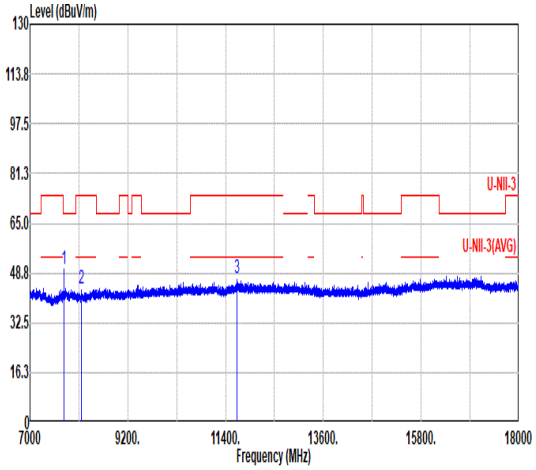 Freq Level Limit Line Over Limit Read Level Ant Factor Cable Loss Preamp Factor Aux Factor APos TPos Remark MHz dBuV/m dBuV/m dB dBuV dB/m dB dB dB cm deg 1 7766.70 49.93 68.20 -18.27 62.54 35.90 12.12 60.63 0.00 --- --- Peak 2 8155.00 43.76 74.00 -30.24 55.92 35.80 12.45 60.41 0.00 --- --- PEAK 3 11650.00 47.09 74.00 -26.91 54.94 38.35 15.02 61.22 0.00 --- --- PEAK	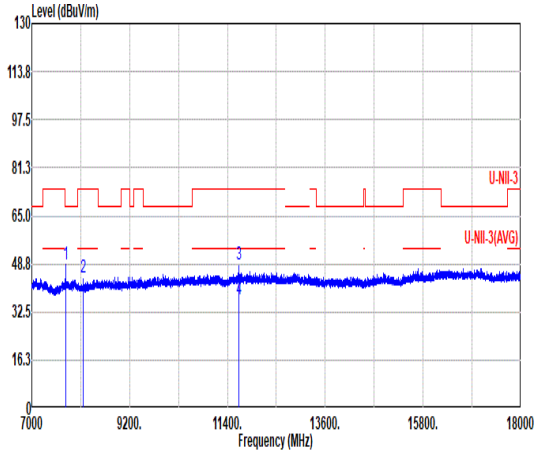 Freq Level Limit Line Over Limit Read Level Ant Factor Cable Loss Preamp Factor Aux Factor APos TPos Remark MHz dBuV/m dBuV/m dB dBuV dB/m dB dB dB cm deg 1 7766.70 48.75 68.20 -19.45 61.36 35.90 12.12 60.63 0.00 --- --- Peak 2 8155.00 44.08 74.00 -29.92 56.24 35.80 12.45 60.41 0.00 --- --- PEAK 3 11650.00 48.71 74.00 -25.29 56.56 38.35 15.02 61.22 0.00 100 360 PEAK 4 11650.00 36.61 54.00 -17.39 44.45 38.35 15.03 61.22 0.00 100 360 AVERAGE

Mode	58	
	Band Edge	
	U-NII-3_5.725-5.85_802.11ax HE20_CH165_RU106/54_5825MHz	
ANT	CDD 8+10	
Pol.	Horizontal	Fundamental
Peak	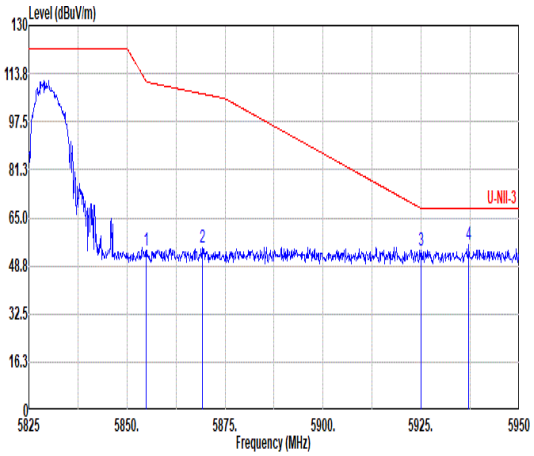 Freq Level Limit Line Over Limit Read Level Ant Factor Cable Loss Preamp Factor Aux Factor APos TPos Remark MHz dBuV/m dBuV/m dB dBuV dB/m dB dB dB cm deg 1 5854.88 54.16 111.18 -57.02 41.15 34.72 10.45 32.16 0.00 100 106 PEAK 2 5869.25 54.76 106.91 -52.15 41.67 34.78 10.47 32.16 0.00 100 106 PEAK 3 5925.00 54.17 68.20 -14.03 40.76 35.05 10.52 32.16 0.00 100 106 PEAK 4 5937.13 55.69 68.20 -12.51 42.20 35.12 10.53 32.16 0.00 100 106 PEAK	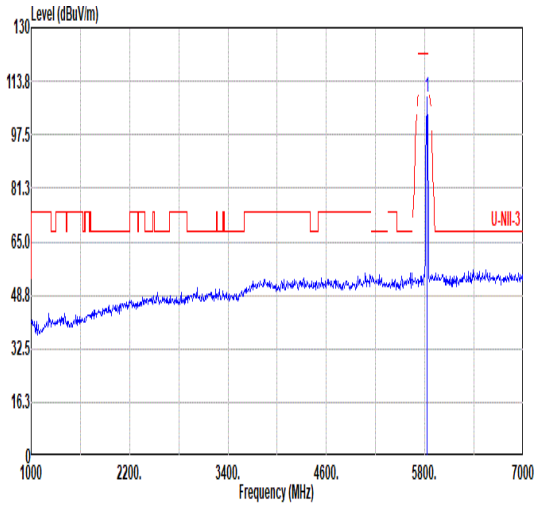 Freq Level Limit Line Over Limit Read Level Ant Factor Cable Loss Preamp Factor Aux Factor APos TPos Remark MHz dBuV/m dBuV/m dB dBuV dB/m dB dB dB cm deg 1 5825.00 108.87 ------ ------ 95.88 34.66 10.43 32.10 0.00 100 106 PEAK
Avg	Blank	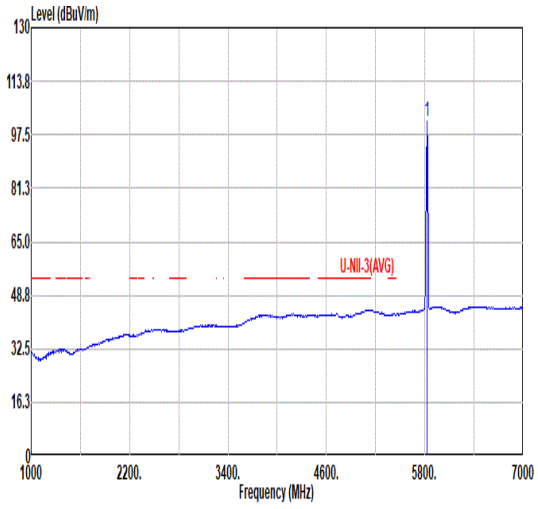 Freq Level Limit Line Over Limit Read Level Ant Factor Cable Loss Preamp Factor Aux Factor APos TPos Remark MHz dBuV/m dBuV/m dB dBuV dB/m dB dB dB cm deg 1 5825.00 101.61 ------ ------ 88.62 34.66 10.43 32.10 0.00 100 106 AVERAGE

Mode	58	
	Band Edge	
	U-NII-3_5.725-5.85_802.11ax HE20_CH165_RU106/54_5825MHz	
ANT	CDD 8+10	
Pol.	Vertical	Fundamental
Peak	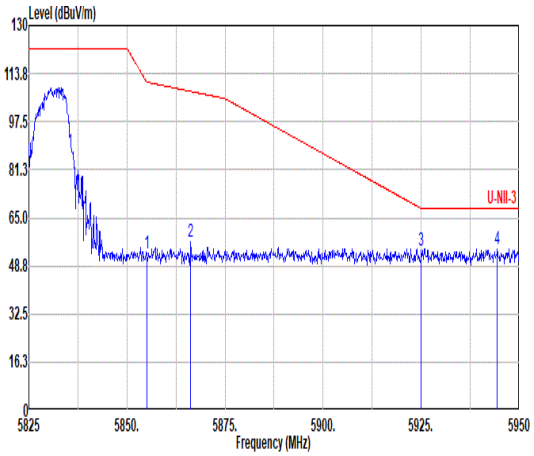 Freq Level Limit Line Over Limit Read Level Ant Factor Cable Loss Preamp Factor Aux Factor APos TPos Remark MHz dBuV/m dBuV/m dB dBuV dB/m dB dB dB cm deg 1 5855.00 53.10 110.90 -57.80 40.09 34.72 10.45 32.16 0.00 100 214 PEAK 2 5866.25 56.89 107.75 -50.86 43.83 34.76 10.46 32.16 0.00 100 214 PEAK 3 5925.00 54.06 68.20 -14.14 40.65 35.05 10.52 32.16 0.00 100 214 PEAK 4 5944.38 54.67 68.20 -13.53 41.14 35.17 10.53 32.17 0.00 100 214 PEAK	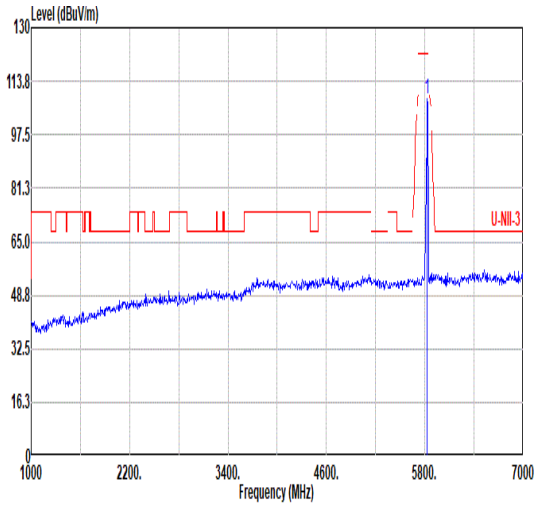 Freq Level Limit Line Over Limit Read Level Ant Factor Cable Loss Preamp Factor Aux Factor APos TPos Remark MHz dBuV/m dBuV/m dB dBuV dB/m dB dB dB cm deg 1 5825.00 108.30 ------ ------ 95.31 34.66 10.43 32.10 0.00 100 214 PEAK
Avg	Blank	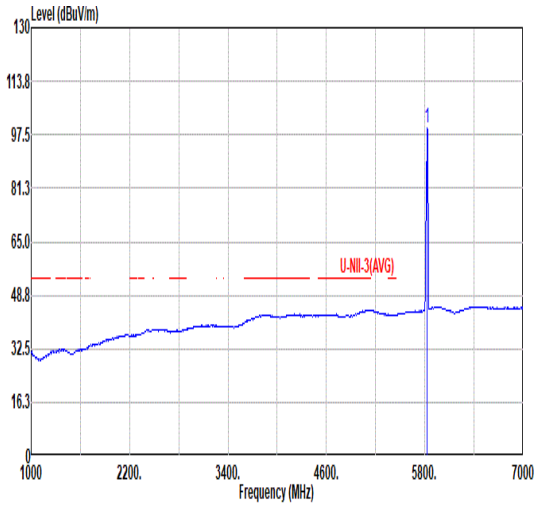 Freq Level Limit Line Over Limit Read Level Ant Factor Cable Loss Preamp Factor Aux Factor APos TPos Remark MHz dBuV/m dBuV/m dB dBuV dB/m dB dB dB cm deg 1 5825.00 99.81 ------ ------ 86.82 34.66 10.43 32.10 0.00 100 214 AVERAGE

Mode	59	
	Band Edge - L	
	U-NII-3_5.725-5.85_802.11ax HE40_CH151_RU242/61_5755MHz	
ANT	CDD 8+10	
Pol.	Horizontal	Fundamental
Peak	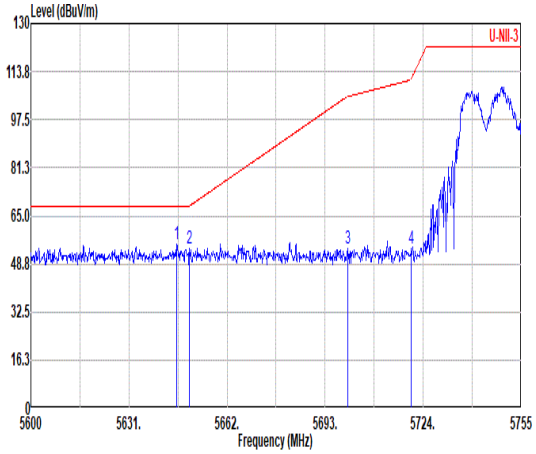 Freq Level Limit Line Over Limit Read Level Ant Factor Cable Loss Preamp Factor Aux Factor APos TPos Remark MHz dBuV/m dBuV/m dB dBuV dB/m dB dB dB cm deg 1 5646.19 55.28 68.20 -12.92 42.05 34.60 10.28 31.65 0.00 100 109 PEAK 2 5650.07 53.91 68.25 -14.34 40.68 34.60 10.28 31.65 0.00 100 109 PEAK 3 5700.13 54.16 105.34 -51.18 41.02 34.60 10.32 31.78 0.00 100 109 PEAK 4 5720.28 53.76 111.54 -57.78 40.65 34.60 10.34 31.83 0.00 100 109 PEAK	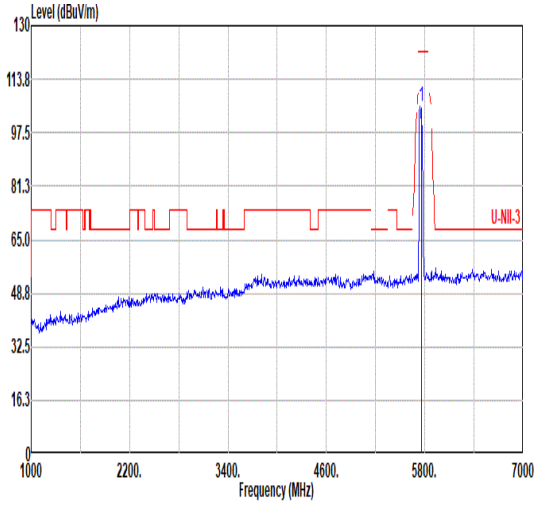 Freq Level Limit Line Over Limit Read Level Ant Factor Cable Loss Preamp Factor Aux Factor APos TPos Remark MHz dBuV/m dBuV/m dB dBuV dB/m dB dB dB cm deg 1 5755.00 105.28 ------ ------ 92.20 34.60 10.36 31.88 0.00 100 109 PEAK
Avg	Blank	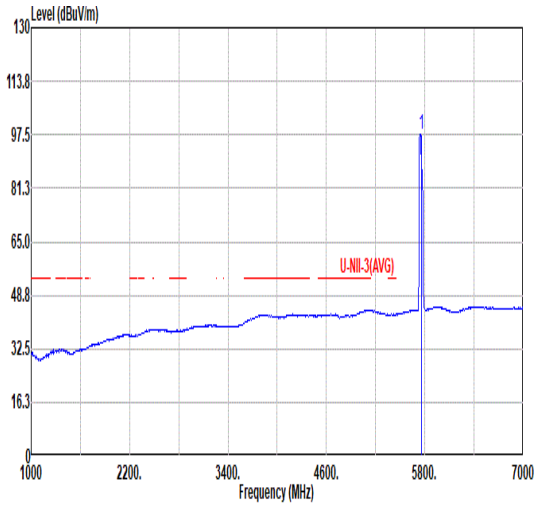 Freq Level Limit Line Over Limit Read Level Ant Factor Cable Loss Preamp Factor Aux Factor APos TPos Remark MHz dBuV/m dBuV/m dB dBuV dB/m dB dB dB cm deg 1 5755.00 97.71 ------ ------ 84.64 34.60 10.36 31.89 0.00 100 109 AVERAGE

Mode	59	
	Band Edge - R	
	U-NII-3_5.725-5.85_802.11ax HE40_CH151_RU242/61_5755MHz	
ANT	CDD 8+10	
Pol.	Horizontal	Fundamental
Peak	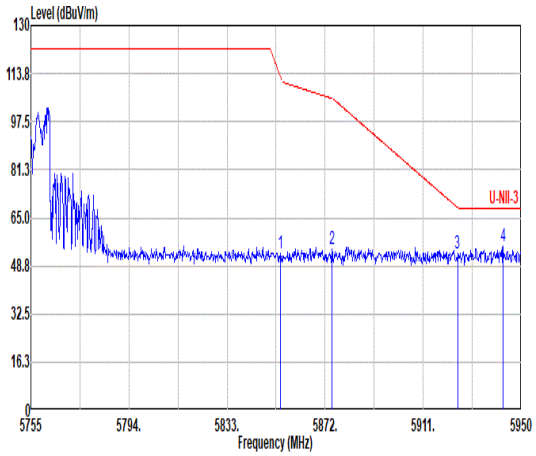 Freq Level Limit Line Over Limit Read Level Ant Factor Cable Loss Preamp Factor Aux Factor APos TPos Remark MHz dBuV/m dBuV/m dB dBuV dB/m dB dB dB cm deg 1 5854.26 52.98 112.60 -59.62 39.97 34.72 10.45 32.16 0.00 100 109 PEAK 2 5874.73 54.34 105.38 -51.04 41.23 34.80 10.47 32.16 0.00 100 109 PEAK 3 5924.65 53.16 68.46 -15.30 39.75 35.05 10.52 32.16 0.00 100 109 PEAK 4 5942.79 55.57 68.20 -12.63 42.05 35.16 10.53 32.17 0.00 100 109 PEAK	Blank

Mode	59
	Band Edge - L
	U-NII-3_5.725-5.85_802.11ax HE40_CH151_RU242/61_5755MHz
ANT	CDD 8+10

Pol.	Vertical	Fundamental
Peak	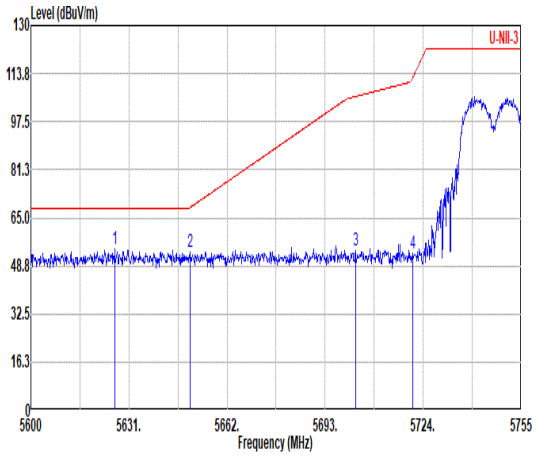 Freq Level Limit Line Over Limit Read Level Ant Factor Cable Loss Preamp Factor Aux Factor APos TPos Remark MHz dBuV/m dBuV/m dB dBuV dB/m dB dB dB cm deg 1 5626.51 54.40 68.20 -13.80 41.17 34.60 10.27 31.64 0.00 106 211 PEAK 2 5650.22 53.55 68.36 -14.81 40.33 34.60 10.28 31.66 0.00 106 211 PEAK 3 5702.61 53.87 106.03 -52.16 40.72 34.60 10.33 31.78 0.00 106 211 PEAK 4 5720.59 52.94 112.25 -59.31 39.83 34.60 10.34 31.83 0.00 106 211 PEAK	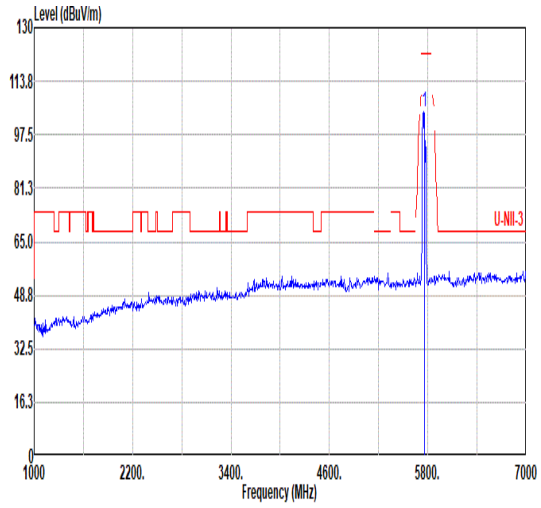 Freq Level Limit Line Over Limit Read Level Ant Factor Cable Loss Preamp Factor Aux Factor APos TPos Remark MHz dBuV/m dBuV/m dB dBuV dB/m dB dB dB cm deg 1 5755.00 104.71 ------ ------ 91.65 34.60 10.37 31.91 0.00 106 211 PEAK
Avg	Blank	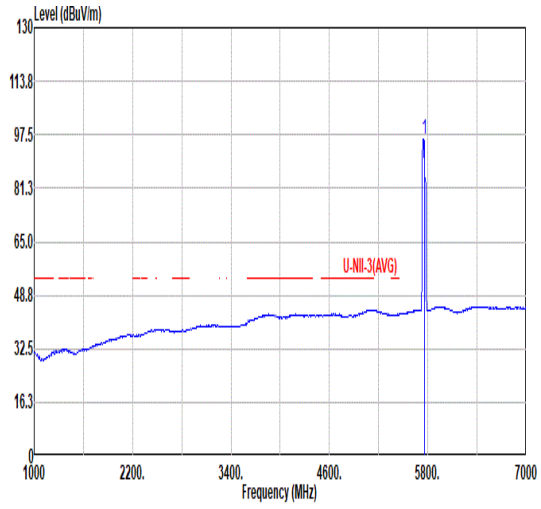 Freq Level Limit Line Over Limit Read Level Ant Factor Cable Loss Preamp Factor Aux Factor APos TPos Remark MHz dBuV/m dBuV/m dB dBuV dB/m dB dB dB cm deg 1 5755.00 96.33 ------ ------ 83.25 34.60 10.36 31.88 0.00 106 211 AVERAGE

Mode	59	
	Band Edge - R	
	U-NII-3_5.725-5.85_802.11ax HE40_CH151_RU242/61_5755MHz	
ANT	CDD 8+10	
Pol.	Vertical	Fundamental
Peak	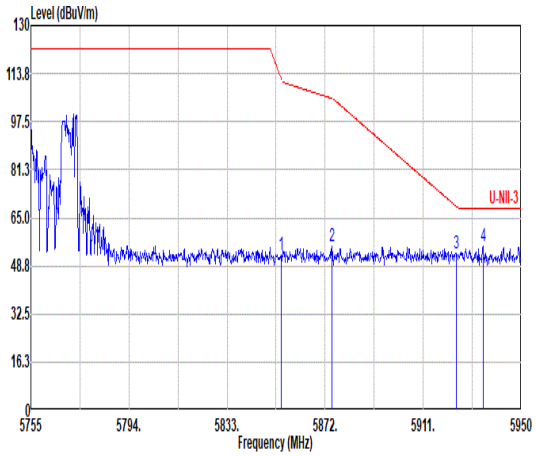 Freq Level Limit Line Over Limit Read Level Ant Factor Cable Loss Preamp Factor Aux Factor APos TPos Remark MHz dBuV/m dBuV/m dB dBuV dB/m dB dB dB cm deg 1 5854.45 52.73 112.15 -59.42 39.72 34.72 10.45 32.16 0.00 106 211 PEAK 2 5874.73 55.24 105.38 -50.14 42.13 34.80 10.47 32.16 0.00 106 211 PEAK 3 5924.26 53.20 68.75 -15.55 39.80 35.05 10.51 32.16 0.00 106 211 PEAK 4 5934.79 55.23 68.20 -12.97 41.76 35.11 10.52 32.16 0.00 106 211 PEAK	Blank

Mode	60	
	Band Edge - L	
	U-NII-3_5.725-5.85_802.11ax HE40_CH151_Full_5755MHz	
ANT	CDD 8+10	
Pol.	Horizontal	Fundamental
Peak	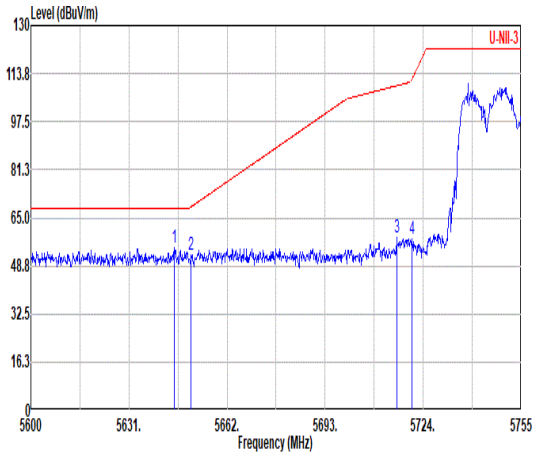 Freq Level Limit Line Over Limit Read Level Ant Factor Cable Loss Preamp Factor Aux Factor APos TPos Remark MHz dBuV/m dBuV/m dB dBuV dB/m dB dB dB cm deg 1 5645.26 55.14 68.20 -13.06 41.90 34.60 10.28 31.64 0.00 102 106 PEAK 2 5650.69 52.54 68.71 -16.17 39.31 34.60 10.29 31.66 0.00 102 106 PEAK 3 5715.63 58.60 109.68 -51.08 45.48 34.60 10.34 31.82 0.00 102 106 PEAK 4 5720.44 58.11 111.89 -53.78 45.00 34.60 10.34 31.83 0.00 102 106 PEAK	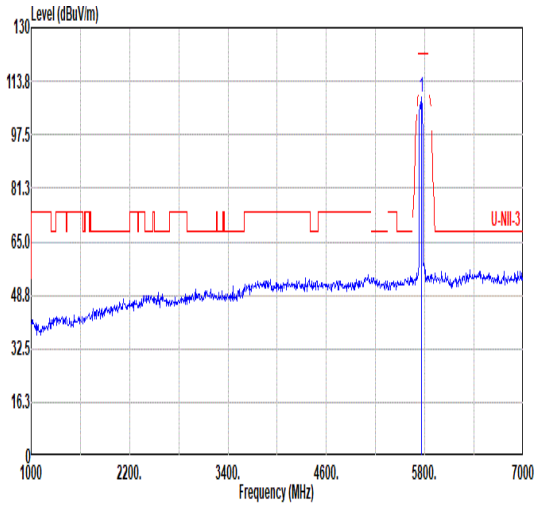 Freq Level Limit Line Over Limit Read Level Ant Factor Cable Loss Preamp Factor Aux Factor APos TPos Remark MHz dBuV/m dBuV/m dB dBuV dB/m dB dB dB cm deg 1 5755.00 108.70 ------ ------ 95.65 34.60 10.37 31.92 0.00 102 106 PEAK
Avg	Blank	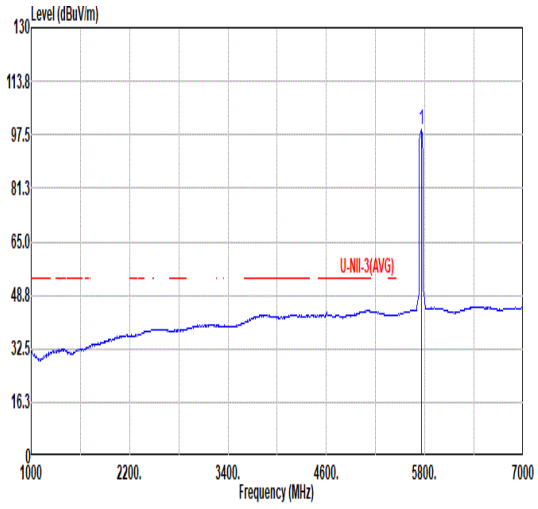 Freq Level Limit Line Over Limit Read Level Ant Factor Cable Loss Preamp Factor Aux Factor APos TPos Remark MHz dBuV/m dBuV/m dB dBuV dB/m dB dB dB cm deg 1 5755.00 99.13 ------ ------ 86.08 34.60 10.37 31.92 0.00 102 106 AVERAGE

Mode	60	
	Band Edge - R	
	U-NII-3_5.725-5.85_802.11ax HE40_CH151_Full_5755MHz	
ANT	CDD 8+10	
Pol.	Horizontal	Fundamental
Peak	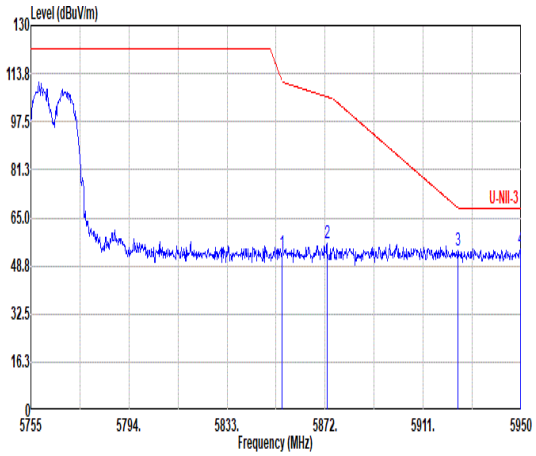 Freq Level Limit Line Over Limit Read Level Ant Factor Cable Loss Preamp Factor Aux Factor APos TPos Remark MHz dBuV/m dBuV/m dB dBuV dB/m dB dB dB cm deg 1 5854.84 53.22 111.26 -58.04 40.21 34.72 10.45 32.16 0.00 102 106 PEAK 2 5872.78 56.18 105.92 -49.74 43.08 34.79 10.47 32.16 0.00 102 106 PEAK 3 5924.85 53.96 68.31 -14.35 40.55 35.05 10.52 32.16 0.00 102 106 PEAK 4 5949.61 54.66 68.20 -13.54 41.09 35.20 10.54 32.17 0.00 102 106 PEAK	Blank

Mode	60	
	Band Edge - L	
	U-NII-3_5.725-5.85_802.11ax HE40_CH151_Full_5755MHz	
ANT	CDD 8+10	
Pol.	Vertical	Fundamental
Peak	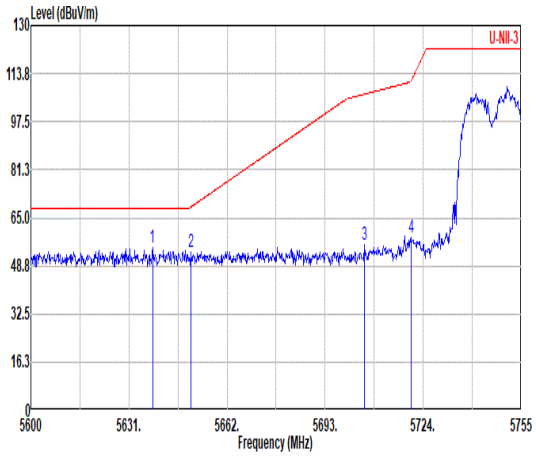 Freq Level Limit Line Over Limit Read Level Ant Factor Cable Loss Preamp Factor Aux Factor APos TPos Remark MHz dBuV/m dBuV/m dB dBuV dB/m dB dB dB cm deg 1 5638.44 54.96 68.20 -13.24 41.71 34.60 10.28 31.63 0.00 100 204 PEAK 2 5650.69 53.40 68.71 -15.31 40.17 34.60 10.29 31.66 0.00 100 204 PEAK 3 5705.40 56.05 106.81 -50.76 42.91 34.60 10.33 31.79 0.00 100 204 PEAK 4 5720.13 58.15 111.19 -53.04 45.04 34.60 10.34 31.83 0.00 100 204 PEAK	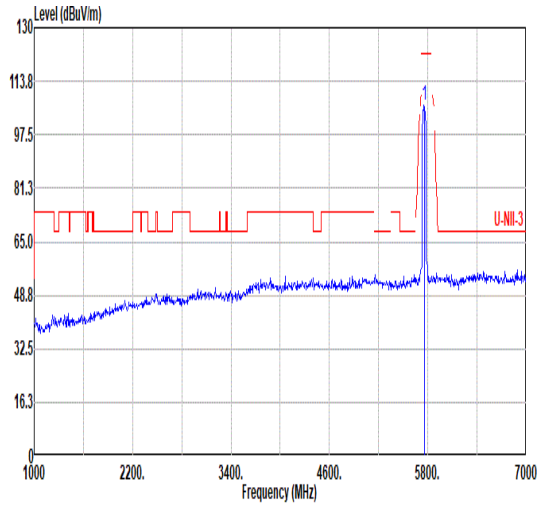 Freq Level Limit Line Over Limit Read Level Ant Factor Cable Loss Preamp Factor Aux Factor APos TPos Remark MHz dBuV/m dBuV/m dB dBuV dB/m dB dB dB cm deg 1 5755.00 106.38 ------ ------ 93.32 34.60 10.37 31.91 0.00 100 204 PEAK
Avg	Blank	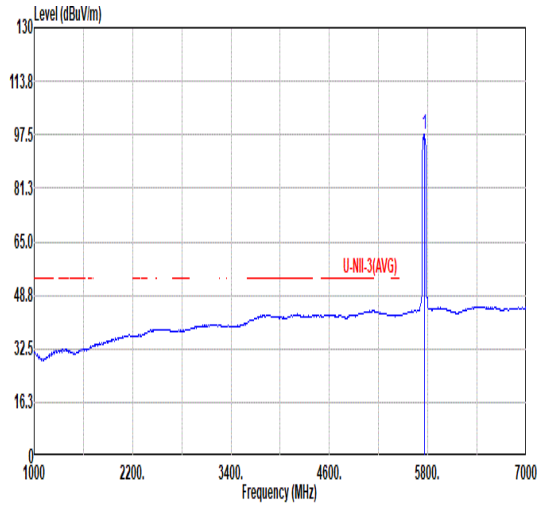 Freq Level Limit Line Over Limit Read Level Ant Factor Cable Loss Preamp Factor Aux Factor APos TPos Remark MHz dBuV/m dBuV/m dB dBuV dB/m dB dB dB cm deg 1 5755.00 97.56 ------ ------ 84.50 34.60 10.37 31.91 0.00 100 204 AVERAGE

Mode	60	
	Band Edge - R	
	U-NII-3_5.725-5.85_802.11ax HE40_CH151_Full_5755MHz	
ANT	CDD 8+10	
Pol.	Vertical	Fundamental
Peak	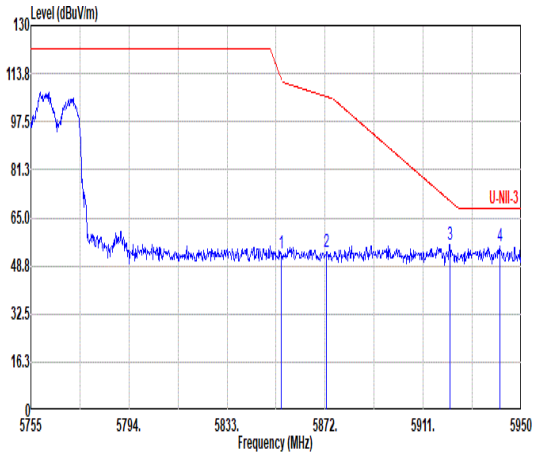 Freq Level Limit Line Over Limit Read Level Ant Factor Cable Loss Preamp Factor Aux Factor APos TPos Remark MHz dBuV/m dBuV/m dB dBuV dB/m dB dB dB cm deg 1 5854.65 52.93 111.71 -58.78 39.92 34.72 10.45 32.16 0.00 100 204 PEAK 2 5872.59 53.65 105.98 -52.33 40.55 34.79 10.47 32.16 0.00 100 204 PEAK 3 5921.53 55.72 70.76 -15.04 42.34 35.03 10.51 32.16 0.00 100 204 PEAK 4 5941.42 55.64 68.20 -12.56 42.13 35.15 10.53 32.17 0.00 100 204 PEAK	Blank

Mode	60	
	Harmonic	
	U-NII-3_5.725-5.85_802.11ax HE40_CH151_Full_5755MHz	
ANT	CDD 8+10	
Pol.	Horizontal	Vertical
Peak Avg	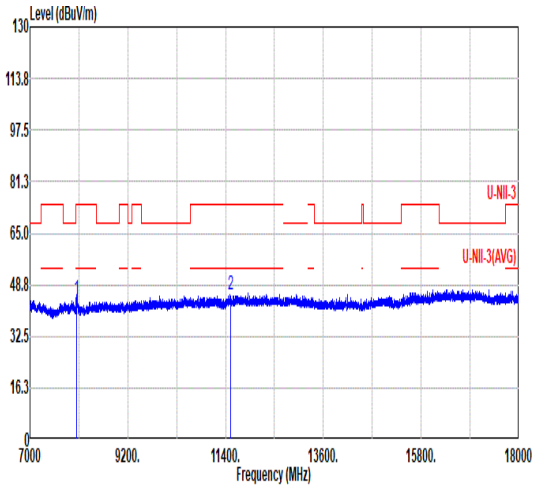 Freq Level Limit Line Over Limit Read Level Ant Factor Cable Loss Preamp Factor Aux Factor APos TPos Remark MHz dBuV/m dBuV/m dB dBuV dB/m dB dB dB cm deg 1 8057.00 44.09 74.00 -29.91 56.11 35.80 12.44 60.26 0.00 --- --- PEAK 2 11510.00 45.44 74.00 -28.56 53.49 38.21 14.92 61.18 0.00 --- --- PEAK	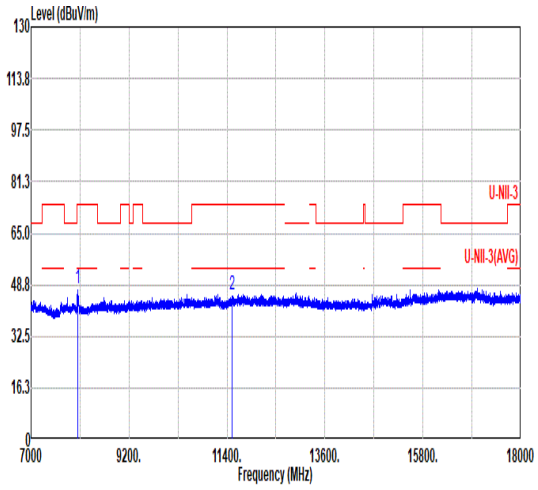 Freq Level Limit Line Over Limit Read Level Ant Factor Cable Loss Preamp Factor Aux Factor APos TPos Remark MHz dBuV/m dBuV/m dB dBuV dB/m dB dB dB cm deg 1 8057.00 47.44 74.00 -26.56 59.46 35.80 12.44 60.26 0.00 --- --- PEAK 2 11510.00 45.77 74.00 -28.23 53.82 38.21 14.92 61.18 0.00 --- --- PEAK

Mode	61	
	Band Edge - L	
	U-NII-3_5.725-5.85_802.11ax HE40_CH159_Full_5795MHz	
ANT	CDD 8+10	
Pol.	Horizontal	Fundamental
Peak	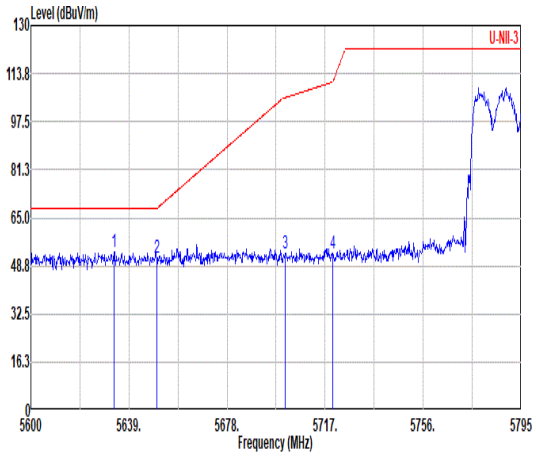 Freq Level Limit Line Over Limit Read Level Ant Factor Cable Loss Preamp Factor Aux Factor APos TPos Remark MHz dBuV/m dBuV/m dB dBuV dB/m dB dB dB cm deg 1 5632.96 53.47 68.20 -14.73 40.23 34.60 10.27 31.63 0.00 111 104 PEAK 2 5650.12 51.54 68.29 -16.75 38.31 34.60 10.28 31.65 0.00 111 104 PEAK 3 5701.01 53.20 105.58 -52.38 40.05 34.60 10.33 31.78 0.00 111 104 PEAK 4 5720.12 52.78 111.17 -58.39 39.67 34.60 10.34 31.83 0.00 111 104 PEAK	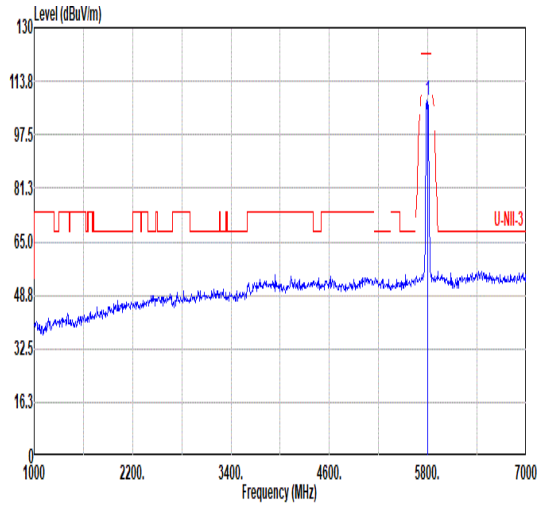 Freq Level Limit Line Over Limit Read Level Ant Factor Cable Loss Preamp Factor Aux Factor APos TPos Remark MHz dBuV/m dBuV/m dB dBuV dB/m dB dB dB cm deg 1 5795.00 108.05 ------ ------ 95.05 34.60 10.40 32.00 0.00 111 104 PEAK
Avg	Blank	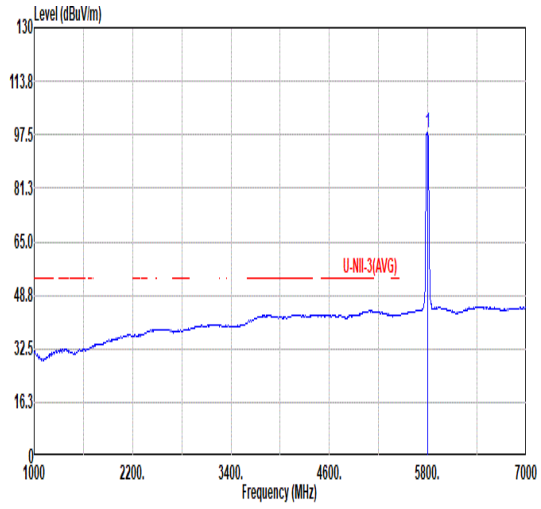 Freq Level Limit Line Over Limit Read Level Ant Factor Cable Loss Preamp Factor Aux Factor APos TPos Remark MHz dBuV/m dBuV/m dB dBuV dB/m dB dB dB cm deg 1 5795.00 98.33 ------ ------ 85.33 34.60 10.40 32.00 0.00 111 104 AVERAGE

Mode	61	
	Band Edge - R	
	U-NII-3_5.725-5.85_802.11ax HE40_CH159_Full_5795MHz	
ANT	CDD 8+10	
Pol.	Horizontal	Fundamental
Peak	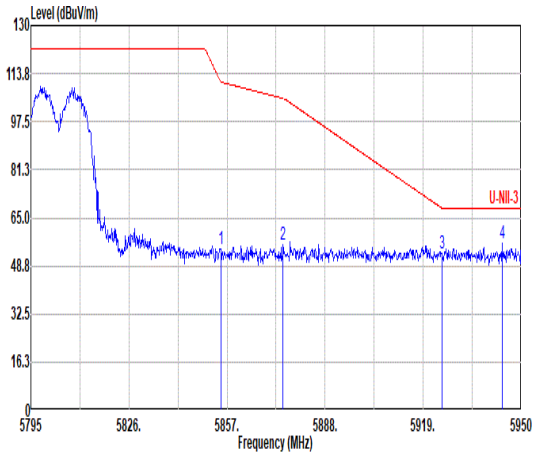 Freq Level Limit Line Over Limit Read Level Ant Factor Cable Loss Preamp Factor Aux Factor APos TPos Remark MHz dBuV/m dBuV/m dB dBuV dB/m dB dB dB cm deg 1 5854.99 54.52 110.93 -56.41 41.51 34.72 10.45 32.16 0.00 111 104 PEAK 2 5874.67 55.90 105.39 -49.49 42.79 34.80 10.47 32.16 0.00 111 104 PEAK 3 5924.89 53.08 68.28 -15.20 39.67 35.05 10.52 32.16 0.00 111 104 PEAK 4 5943.96 56.30 68.20 -11.90 42.78 35.16 10.53 32.17 0.00 111 104 PEAK	Blank

Mode	61	
	Band Edge - L	
	U-NII-3_5.725-5.85_802.11ax HE40_CH159_Full_5795MHz	
ANT	CDD 8+10	
Pol.	Vertical	Fundamental
Peak	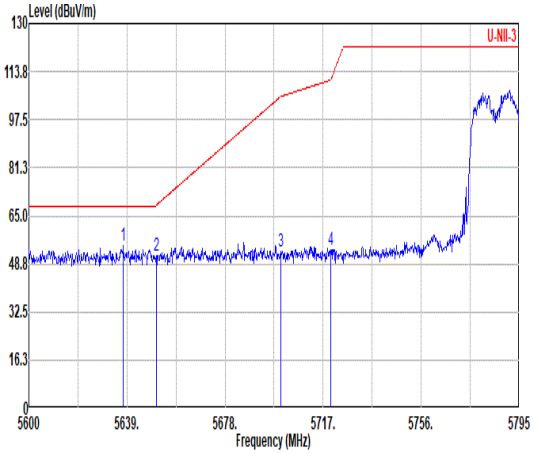 Freq Level Limit Line Over Limit Read Level Ant Factor Cable Loss Preamp Factor Aux Factor APos TPos Remark MHz dBuV/m dBuV/m dB dBuV dB/m dB dB dB cm deg 1 5637.64 54.72 68.20 -13.48 41.48 34.60 10.27 31.63 0.00 100 203 PEAK 2 5650.70 51.68 68.72 -17.04 38.45 34.60 10.29 31.66 0.00 100 203 PEAK 3 5700.04 52.86 105.31 -52.45 39.72 34.60 10.32 31.78 0.00 100 203 PEAK 4 5720.12 53.56 111.17 -57.61 40.45 34.60 10.34 31.83 0.00 100 203 PEAK	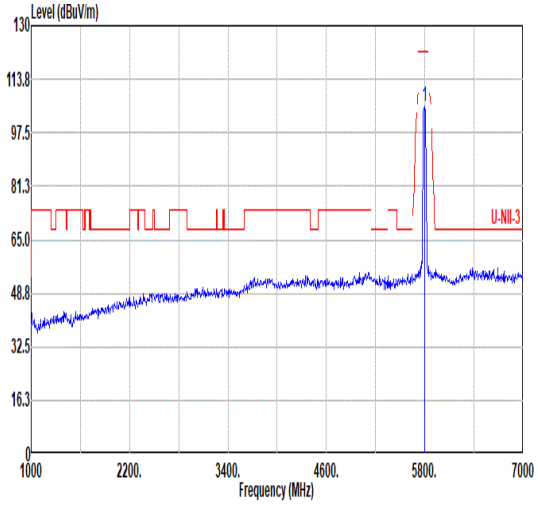 Freq Level Limit Line Over Limit Read Level Ant Factor Cable Loss Preamp Factor Aux Factor APos TPos Remark MHz dBuV/m dBuV/m dB dBuV dB/m dB dB dB cm deg 1 5795.00 105.57 ------ ------ 92.58 34.60 10.40 32.01 0.00 100 203 PEAK
Avg	Blank	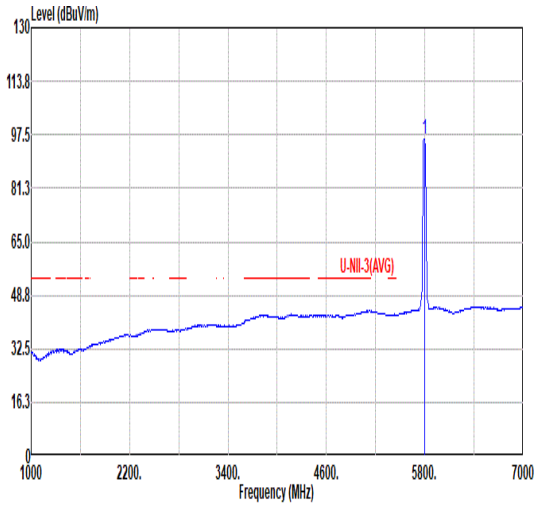 Freq Level Limit Line Over Limit Read Level Ant Factor Cable Loss Preamp Factor Aux Factor APos TPos Remark MHz dBuV/m dBuV/m dB dBuV dB/m dB dB dB cm deg 1 5795.00 96.37 ------ ------ 83.38 34.60 10.40 32.01 0.00 100 203 AVERAGE

Mode	61	
	Band Edge - R	
	U-NII-3_5.725-5.85_802.11ax HE40_CH159_Full_5795MHz	
ANT	CDD 8+10	
Pol.	Vertical	Fundamental
Peak	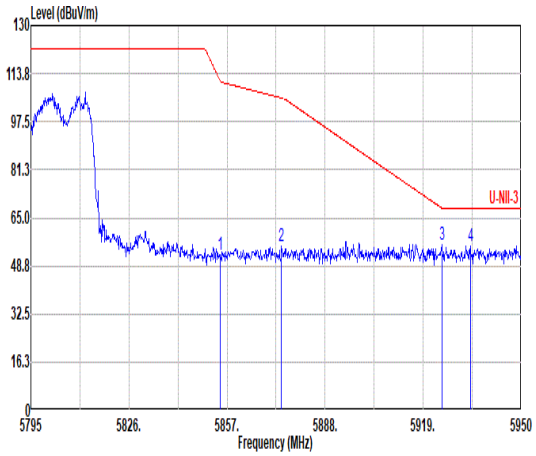 Freq Level Limit Line Over Limit Read Level Ant Factor Cable Loss Preamp Factor Aux Factor APos TPos Remark MHz dBuV/m dBuV/m dB dBuV dB/m dB dB dB cm deg 1 5854.83 52.62 111.29 -58.67 39.61 34.72 10.45 32.16 0.00 100 203 PEAK 2 5874.21 55.22 105.52 -50.30 42.11 34.80 10.47 32.16 0.00 100 203 PEAK 3 5924.89 55.71 68.28 -12.57 42.30 35.05 10.52 32.16 0.00 100 203 PEAK 4 5933.88 55.45 68.20 -12.75 41.99 35.10 10.52 32.16 0.00 100 203 PEAK	Blank

Mode	61	
	Harmonic	
	U-NII-3_5.725-5.85_802.11ax HE40_CH159_Full_5795MHz	
ANT	CDD 8+10	
Pol.	Horizontal	Vertical
Peak Avg	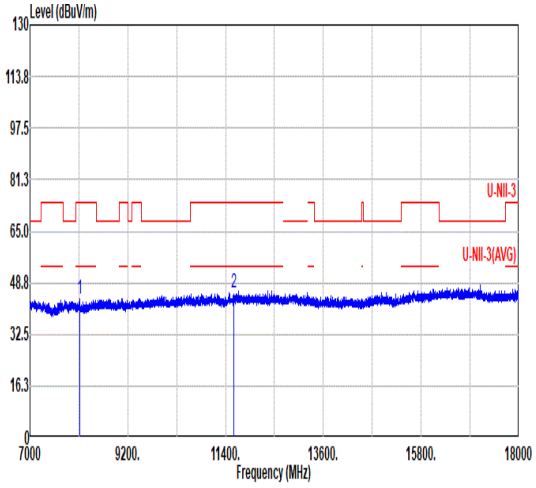 Freq Level Limit Line Over Limit Read Level Ant Factor Cable Loss Preamp Factor Aux Factor APos TPos Remark MHz dBuV/m dBuV/m dB dBuV dB/m dB dB dB cm deg 1 8113.00 43.70 74.00 -30.30 55.80 35.80 12.45 60.35 0.00 --- --- PEAK 2 11590.00 45.68 74.00 -28.32 53.62 38.29 14.98 61.21 0.00 --- --- PEAK	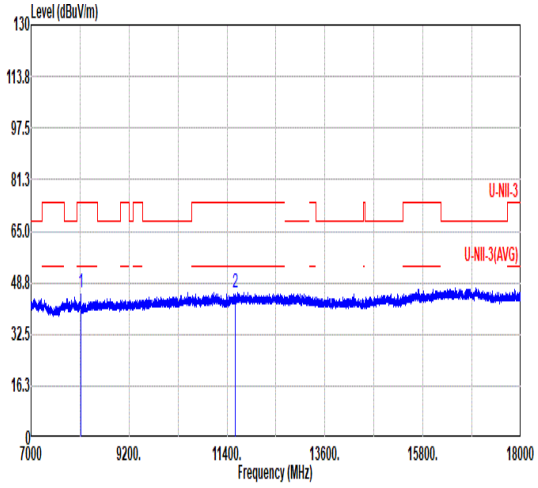 Freq Level Limit Line Over Limit Read Level Ant Factor Cable Loss Preamp Factor Aux Factor APos TPos Remark MHz dBuV/m dBuV/m dB dBuV dB/m dB dB dB cm deg 1 8113.00 45.84 74.00 -28.16 57.94 35.80 12.45 60.35 0.00 --- --- PEAK 2 11590.00 45.60 74.00 -28.40 53.54 38.29 14.98 61.21 0.00 --- --- PEAK

Mode	62	
	Band Edge - L	
	U-NII-3_5.725-5.85_802.11ax HE40_CH159_RU242/62_5795MHz	
ANT	CDD 8+10	
Pol.	Horizontal	Fundamental
Peak	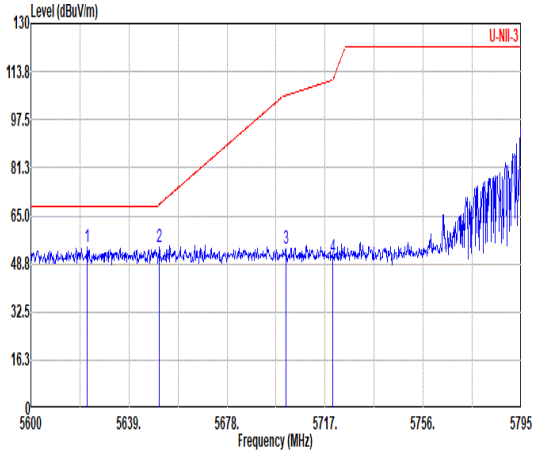 Freq Level Limit Line Over Limit Read Level Ant Factor Cable Loss Preamp Factor Aux Factor APos TPos Remark MHz dBuV/m dBuV/m dB dBuV dB/m dB dB dB cm deg 1 5622.43 54.31 68.20 -13.89 41.09 34.60 10.26 31.64 0.00 103 113 PEAK 2 5651.09 54.29 69.01 -14.72 41.06 34.60 10.29 31.66 0.00 103 113 PEAK 3 5701.40 54.02 105.69 -51.67 40.87 34.60 10.33 31.78 0.00 103 113 PEAK 4 5720.12 50.82 111.17 -60.35 37.71 34.60 10.34 31.83 0.00 103 113 PEAK	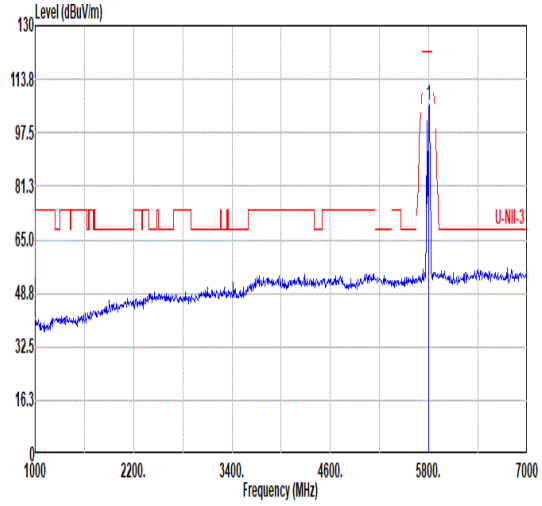 Freq Level Limit Line Over Limit Read Level Ant Factor Cable Loss Preamp Factor Aux Factor APos TPos Remark MHz dBuV/m dBuV/m dB dBuV dB/m dB dB dB cm deg 1 5795.00 105.86 ------ ------ 92.88 34.61 10.41 32.04 0.00 103 113 PEAK
Avg	Blank	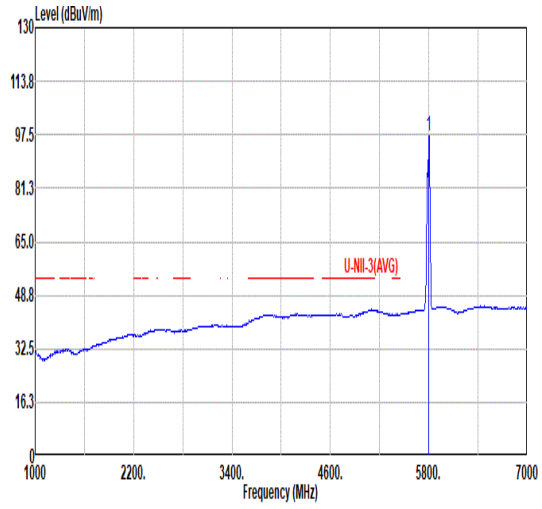 Freq Level Limit Line Over Limit Read Level Ant Factor Cable Loss Preamp Factor Aux Factor APos TPos Remark MHz dBuV/m dBuV/m dB dBuV dB/m dB dB dB cm deg 1 5795.00 97.20 ------ ------ 84.21 34.62 10.42 32.05 0.00 103 113 AVERAGE

Mode	62	
	Band Edge - R	
	U-NII-3_5.725-5.85_802.11ax HE40_CH159_RU242/62_5795MHz	
ANT	CDD 8+10	
Pol.	Horizontal	Fundamental
Peak	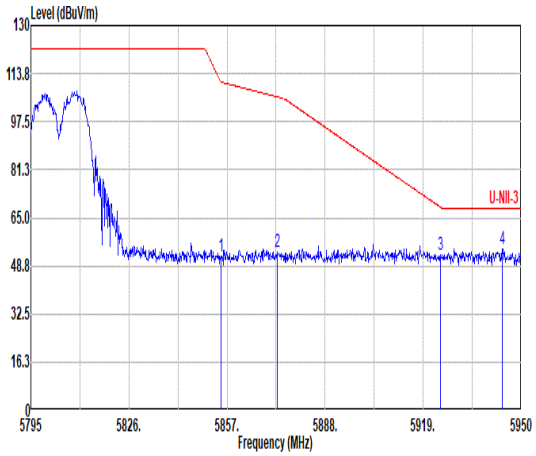 Freq Level Limit Line Over Limit Read Level Ant Factor Cable Loss Preamp Factor Aux Factor APos TPos Remark MHz dBuV/m dBuV/m dB dBuV dB/m dB dB dB cm deg 1 5854.99 51.87 110.93 -59.06 38.86 34.72 10.45 32.16 0.00 103 113 PEAK 2 5872.81 53.55 105.91 -52.36 40.45 34.79 10.47 32.16 0.00 103 113 PEAK 3 5924.43 52.28 68.63 -16.35 38.87 35.05 10.52 32.16 0.00 103 113 PEAK 4 5944.11 54.55 68.20 -13.65 41.03 35.16 10.53 32.17 0.00 103 113 PEAK	Blank

Mode	62	
	Band Edge - L	
	U-NII-3_5.725-5.85_802.11ax HE40_CH159_RU242/62_5795MHz	
ANT	CDD 8+10	
Pol.	Vertical	Fundamental
Peak	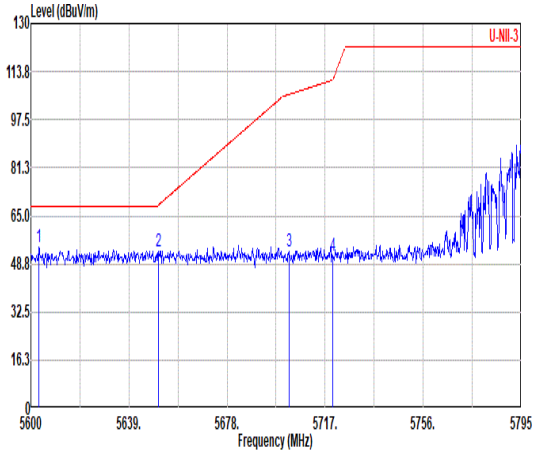 Freq Level Limit Line Over Limit Read Level Ant Factor Cable Loss Preamp Factor Aux Factor APos TPos Remark MHz dBuV/m dBuV/m dB dBuV dB/m dB dB dB cm deg 1 5603.12 54.65 68.20 -13.55 41.46 34.60 10.24 31.65 0.00 100 213 PEAK 2 5650.70 52.92 68.72 -15.80 39.69 34.60 10.29 31.66 0.00 100 213 PEAK 3 5702.57 53.06 106.02 -52.96 39.91 34.60 10.33 31.78 0.00 100 213 PEAK 4 5720.12 51.42 111.17 -59.75 38.31 34.60 10.34 31.83 0.00 100 213 PEAK	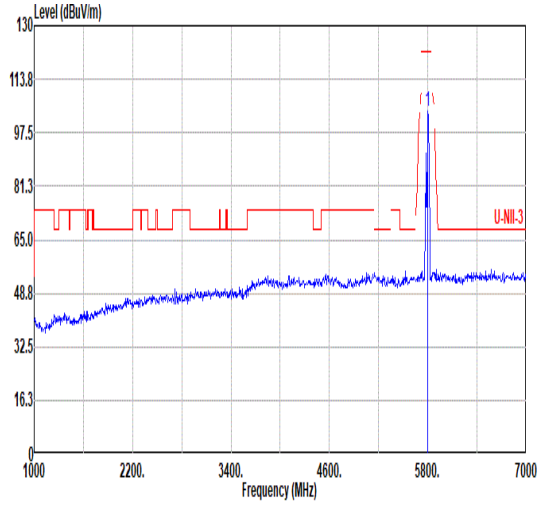 Freq Level Limit Line Over Limit Read Level Ant Factor Cable Loss Preamp Factor Aux Factor APos TPos Remark MHz dBuV/m dBuV/m dB dBuV dB/m dB dB dB cm deg 1 5795.00 103.78 ------ ------ 90.79 34.60 10.41 32.02 0.00 100 213 PEAK
Avg	Blank	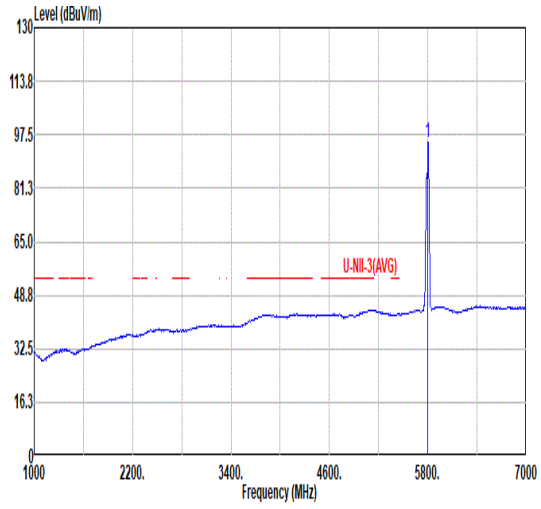 Freq Level Limit Line Over Limit Read Level Ant Factor Cable Loss Preamp Factor Aux Factor APos TPos Remark MHz dBuV/m dBuV/m dB dBuV dB/m dB dB dB cm deg 1 5795.00 95.35 ------ ------ 82.36 34.60 10.41 32.02 0.00 100 213 AVERAGE

Mode	62	
	Band Edge - R	
	U-NII-3_5.725-5.85_802.11ax HE40_CH159_RU242/62_5795MHz	
ANT	CDD 8+10	
Pol.	Vertical	Fundamental
Peak	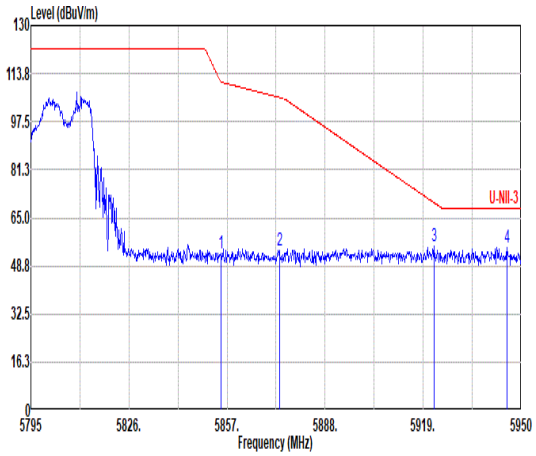 Freq Level Limit Line Over Limit Read Level Ant Factor Cable Loss Preamp Factor Aux Factor APos TPos Remark MHz dBuV/m dBuV/m dB dBuV dB/m dB dB dB cm deg 1 5854.99 52.87 110.93 -58.06 39.86 34.72 10.45 32.16 0.00 100 213 PEAK 2 5873.59 53.90 105.70 -51.80 40.80 34.79 10.47 32.16 0.00 100 213 PEAK 3 5922.41 55.61 70.11 -14.50 42.23 35.03 10.51 32.16 0.00 100 213 PEAK 4 5945.51 54.93 68.20 -13.27 41.40 35.17 10.53 32.17 0.00 100 213 PEAK	Blank

Mode	63	
	Band Edge - L	
	U-NII-3_5.725-5.85_802.11ax HE80_CH155_Full_5775MHz	
ANT	CDD 8+10	
Pol.	Horizontal	Fundamental
Peak	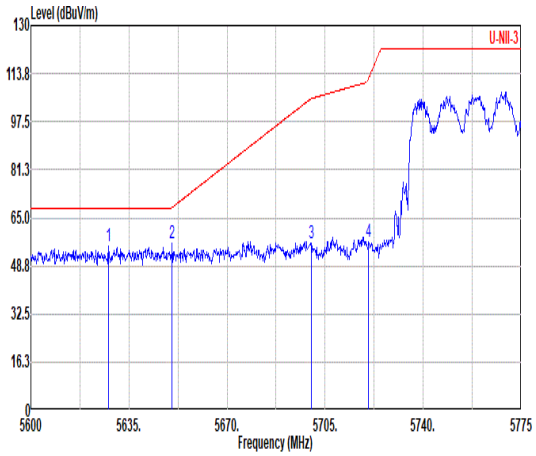 Freq Level Limit Line Over Limit Read Level Ant Factor Cable Loss Preamp Factor Aux Factor APos TPos Remark MHz dBuV/m dBuV/m dB dBuV dB/m dB dB dB cm deg 1 5627.83 55.20 68.20 -13.00 41.97 34.60 10.27 31.64 0.00 100 110 PEAK 2 5650.40 56.50 68.50 -12.00 43.28 34.60 10.28 31.66 0.00 100 110 PEAK 3 5700.10 56.62 105.33 -48.71 43.48 34.60 10.32 31.78 0.00 100 110 PEAK 4 5720.58 56.71 112.21 -55.50 43.60 34.60 10.34 31.83 0.00 100 110 PEAK	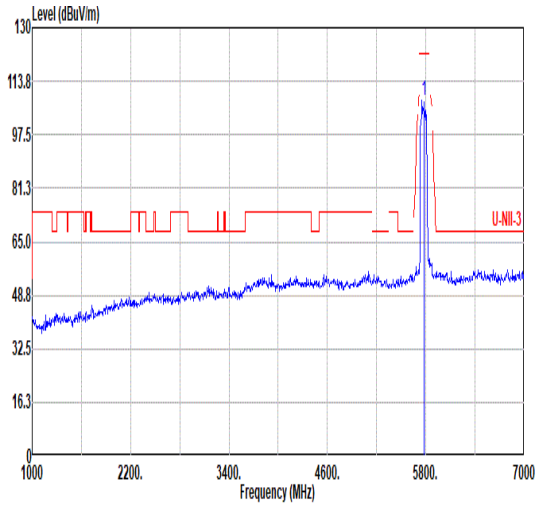 Freq Level Limit Line Over Limit Read Level Ant Factor Cable Loss Preamp Factor Aux Factor APos TPos Remark MHz dBuV/m dBuV/m dB dBuV dB/m dB dB dB cm deg 1 5775.00 107.77 ------ ------ 94.71 34.60 10.37 31.91 0.00 100 110 PEAK
Avg	Blank	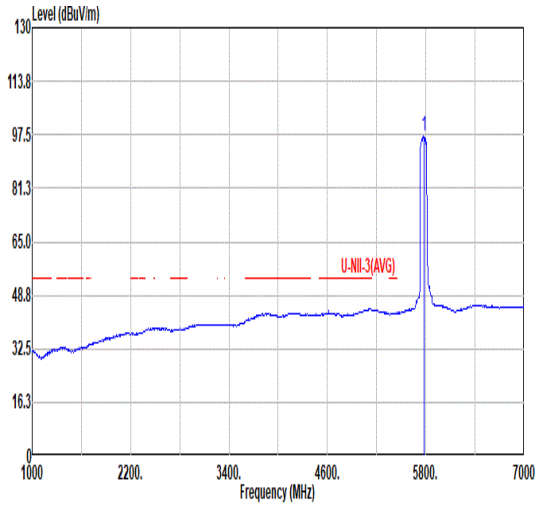 Freq Level Limit Line Over Limit Read Level Ant Factor Cable Loss Preamp Factor Aux Factor APos TPos Remark MHz dBuV/m dBuV/m dB dBuV dB/m dB dB dB cm deg 1 5775.00 96.91 ------ ------ 83.88 34.60 10.38 31.95 0.00 100 110 AVERAGE

Mode	63	
	Band Edge - R	
	U-NII-3_5.725-5.85_802.11ax HE80_CH155_Full_5775MHz	
ANT	CDD 8+10	
Pol.	Horizontal	Fundamental
Peak	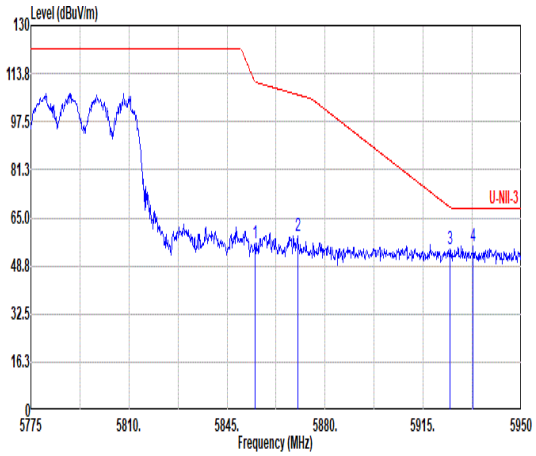 Freq Level Limit Line Over Limit Read Level Ant Factor Cable Loss Preamp Factor Aux Factor APos TPos Remark MHz dBuV/m dBuV/m dB dBuV dB/m dB dB dB cm deg 1 5854.98 56.50 110.96 -54.46 43.49 34.72 10.45 32.16 0.00 100 110 PEAK 2 5870.20 58.95 106.64 -47.69 45.86 34.78 10.47 32.16 0.00 100 110 PEAK 3 5924.63 54.65 68.48 -13.83 41.24 35.05 10.52 32.16 0.00 100 110 PEAK 4 5932.85 55.39 68.20 -12.81 41.93 35.10 10.52 32.16 0.00 100 110 PEAK	Blank

Mode	63	
	Band Edge - L	
	U-NII-3_5.725-5.85_802.11ax HE80_CH155_Full_5775MHz	
ANT	CDD 8+10	
Pol.	Vertical	Fundamental
Peak	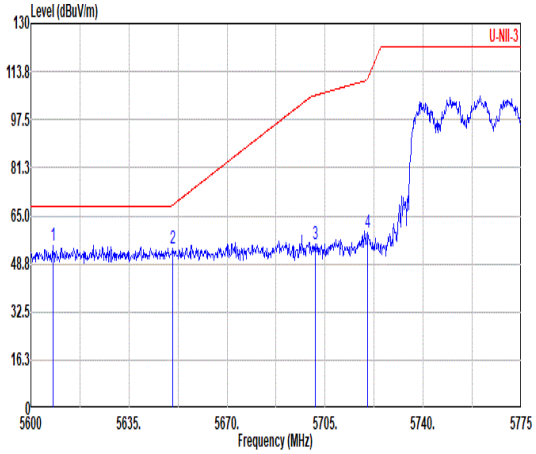 Freq Level Limit Line Over Limit Read Level Ant Factor Cable Loss Preamp Factor Aux Factor APos TPos Remark MHz dBuV/m dBuV/m dB dBuV dB/m dB dB dB cm deg 1 5607.88 54.82 68.20 -13.38 41.62 34.60 10.25 31.65 0.00 100 203 PEAK 2 5650.58 54.08 68.63 -14.55 40.86 34.60 10.28 31.66 0.00 100 203 PEAK 3 5701.50 55.49 105.72 -50.23 42.34 34.60 10.33 31.78 0.00 100 203 PEAK 4 5720.23 59.34 111.41 -52.07 46.23 34.60 10.34 31.83 0.00 100 203 PEAK	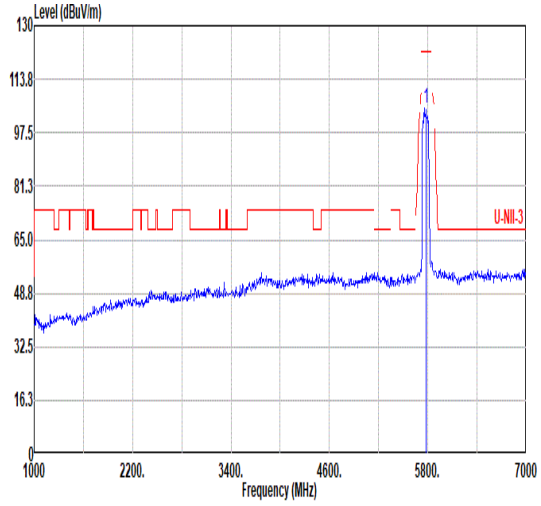 Freq Level Limit Line Over Limit Read Level Ant Factor Cable Loss Preamp Factor Aux Factor APos TPos Remark MHz dBuV/m dBuV/m dB dBuV dB/m dB dB dB cm deg 1 5775.00 104.87 ------ ------ 91.82 34.60 10.37 31.92 0.00 100 203 PEAK
Avg	Blank	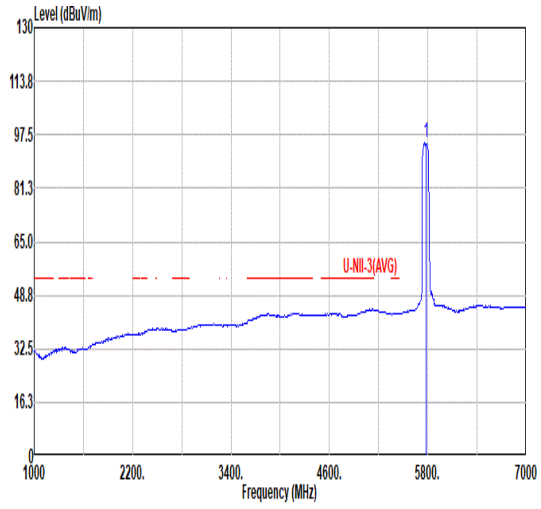 Freq Level Limit Line Over Limit Read Level Ant Factor Cable Loss Preamp Factor Aux Factor APos TPos Remark MHz dBuV/m dBuV/m dB dBuV dB/m dB dB dB cm deg 1 5775.00 95.03 ------ ------ 81.98 34.60 10.37 31.92 0.00 100 203 AVERAGE

Mode	63	
	Band Edge - R	
	U-NII-3_5.725-5.85_802.11ax HE80_CH155_Full_5775MHz	
ANT	CDD 8+10	
Pol.	Vertical	Fundamental
Peak	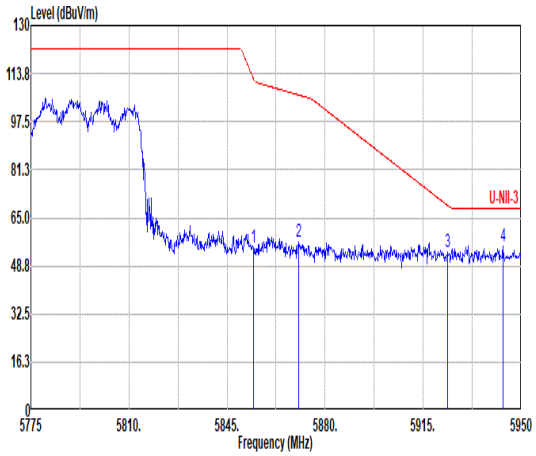 Freq Level Limit Line Over Limit Read Level Ant Factor Cable Loss Preamp Factor Aux Factor APos TPos Remark MHz dBuV/m dBuV/m dB dBuV dB/m dB dB dB cm deg 1 5854.45 55.07 112.15 -57.08 42.06 34.72 10.45 32.16 0.00 100 203 PEAK 2 5870.55 57.05 106.54 -49.49 43.96 34.78 10.47 32.16 0.00 100 203 PEAK 3 5923.75 53.39 69.12 -15.73 40.00 35.04 10.51 32.16 0.00 100 203 PEAK 4 5943.53 55.48 68.20 -12.72 41.96 35.16 10.53 32.17 0.00 100 203 PEAK	Blank

Mode	63	
	Harmonic	
	U-NII-3_5.725-5.85_802.11ax HE80_CH155_Full_5775MHz	
ANT	CDD 8+10	
Pol.	Horizontal	Vertical
Peak Avg	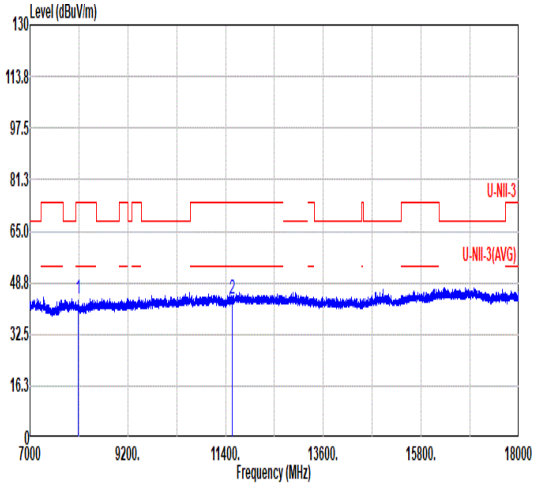 Freq Level Limit Line Over Limit Read Level Ant Factor Cable Loss Preamp Factor Aux Factor APos TPos Remark MHz dBuV/m dBuV/m dB dBuV dB/m dB dB dB cm deg 1 8085.00 43.80 74.00 -30.20 55.86 35.80 12.44 60.30 0.00 --- --- PEAK 2 11550.00 43.76 74.00 -30.24 51.75 38.25 14.95 61.19 0.00 --- --- PEAK	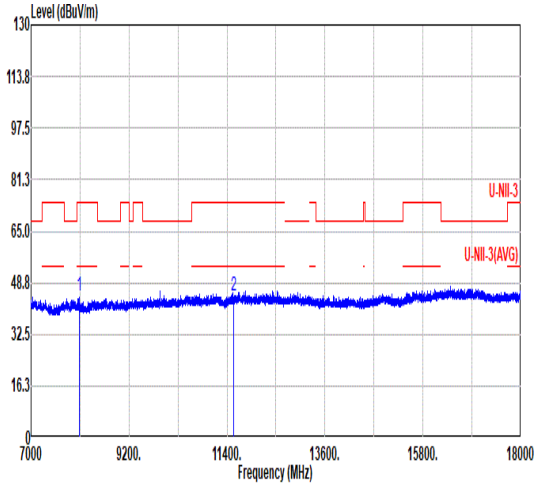 Freq Level Limit Line Over Limit Read Level Ant Factor Cable Loss Preamp Factor Aux Factor APos TPos Remark MHz dBuV/m dBuV/m dB dBuV dB/m dB dB dB cm deg 1 8085.00 44.68 74.00 -29.32 56.74 35.80 12.44 60.30 0.00 --- --- PEAK 2 11550.00 44.64 74.00 -29.36 52.63 38.25 14.95 61.19 0.00 --- --- PEAK

Mode	64	
	Band Edge - L	
	U-NII-3_5.725-5.85_802.11ax HE80_CH155_RU484/65_5775MHz	
ANT	CDD 8+10	
Pol.	Horizontal	Fundamental
Peak	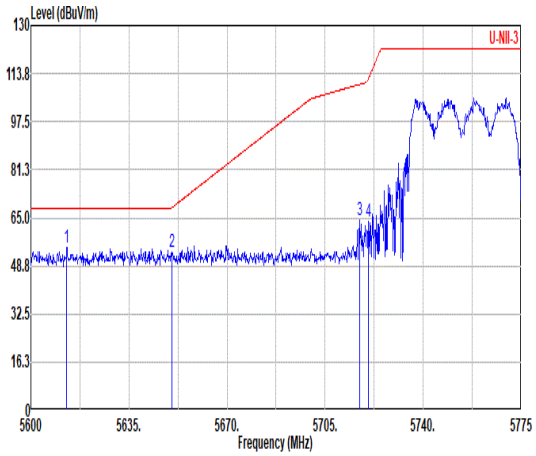 Freq Level Limit Line Over Limit Read Level Ant Factor Cable Loss Preamp Factor Aux Factor APos TPos Remark MHz dBuV/m dBuV/m dB dBuV dB/m dB dB dB cm deg 1 5612.78 55.08 68.20 -13.12 41.87 34.60 10.25 31.64 0.00 100 109 PEAK 2 5650.40 53.67 68.50 -14.83 40.45 34.60 10.28 31.66 0.00 100 109 PEAK 3 5717.25 64.25 110.13 -45.88 51.13 34.60 10.34 31.82 0.00 100 109 PEAK 4 5720.58 64.00 112.21 -48.21 50.89 34.60 10.34 31.83 0.00 100 109 PEAK	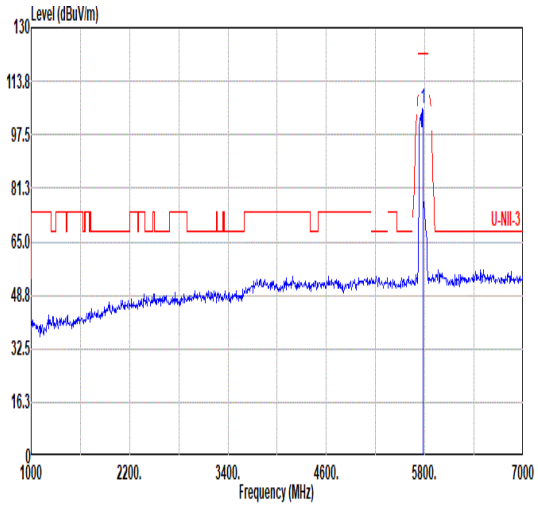 Freq Level Limit Line Over Limit Read Level Ant Factor Cable Loss Preamp Factor Aux Factor APos TPos Remark MHz dBuV/m dBuV/m dB dBuV dB/m dB dB dB cm deg 1 5775.00 105.64 ------ ------ 92.61 34.60 10.38 31.95 0.00 100 109 PEAK
Avg	Blank	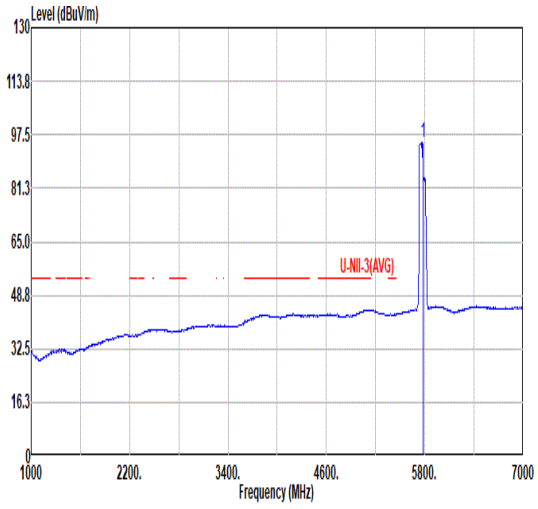 Freq Level Limit Line Over Limit Read Level Ant Factor Cable Loss Preamp Factor Aux Factor APos TPos Remark MHz dBuV/m dBuV/m dB dBuV dB/m dB dB dB cm deg 1 5775.00 95.25 ------ ------ 82.22 34.60 10.38 31.95 0.00 100 109 AVERAGE

Mode	64	
	Band Edge - R	
	U-NII-3_5.725-5.85_802.11ax HE80_CH155_RU484/65_5775MHz	
ANT	CDD 8+10	
Pol.	Horizontal	Fundamental
Peak	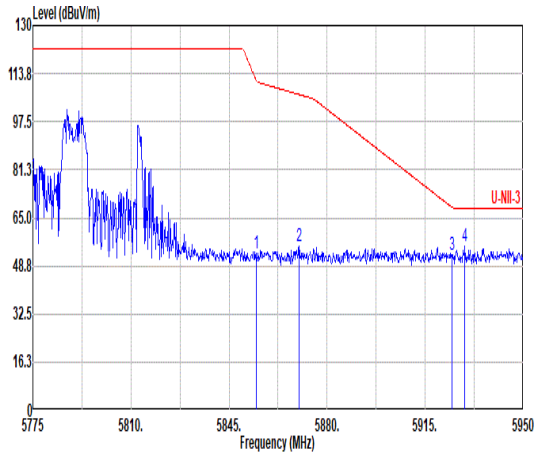 Freq Level Limit Line Over Limit Read Level Ant Factor Cable Loss Preamp Factor Aux Factor APos TPos Remark MHz dBuV/m dBuV/m dB dBuV dB/m dB dB dB cm deg 1 5854.80 52.90 111.36 -58.46 39.89 34.72 10.45 32.16 0.00 100 109 PEAK 2 5870.03 55.44 106.69 -51.25 42.35 34.78 10.47 32.16 0.00 100 109 PEAK 3 5924.63 52.71 68.48 -15.77 39.30 35.05 10.52 32.16 0.00 100 109 PEAK 4 5929.18 55.47 68.20 -12.73 42.03 35.08 10.52 32.16 0.00 100 109 PEAK	Blank

Mode	64	
	Band Edge - L	
	U-NII-3_5.725-5.85_802.11ax HE80_CH155_RU484/65_5775MHz	
ANT	CDD 8+10	
Pol.	Vertical	Fundamental
Peak	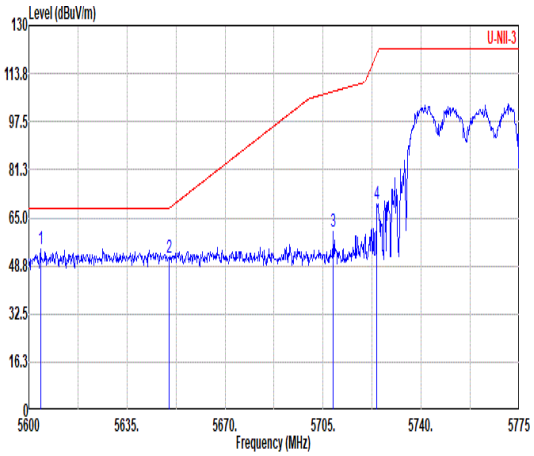 Freq Level Limit Line Over Limit Read Level Ant Factor Cable Loss Preamp Factor Aux Factor APos TPos Remark 1 5604.20 54.64 68.20 -13.56 41.44 34.60 10.25 31.65 0.00 107 212 PEAK 2 5650.05 51.60 68.24 -16.64 38.37 34.60 10.28 31.65 0.00 107 212 PEAK 3 5708.68 60.47 107.73 -47.26 47.34 34.60 10.33 31.80 0.00 107 212 PEAK 4 5724.25 69.49 120.59 -51.10 56.39 34.60 10.34 31.84 0.00 107 212 PEAK	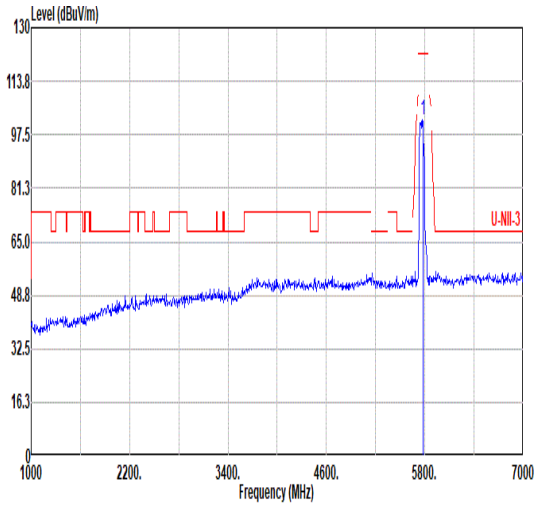 Freq Level Limit Line Over Limit Read Level Ant Factor Cable Loss Preamp Factor Aux Factor APos TPos Remark 1 5775.00 102.07 ------ ------ 89.04 34.60 10.38 31.95 0.00 107 212 PEAK
Avg	Blank	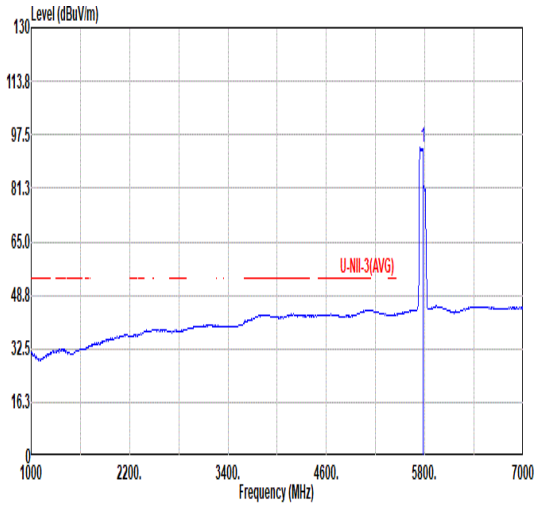 Freq Level Limit Line Over Limit Read Level Ant Factor Cable Loss Preamp Factor Aux Factor APos TPos Remark 1 5775.00 93.70 ------ ------ 80.62 34.60 10.36 31.88 0.00 107 212 AVERAGE

Mode	64	
	Band Edge - R	
	U-NII-3_5.725-5.85_802.11ax HE80_CH155_RU484/65_5775MHz	
ANT	CDD 8+10	
Pol.	Vertical	Fundamental
Peak	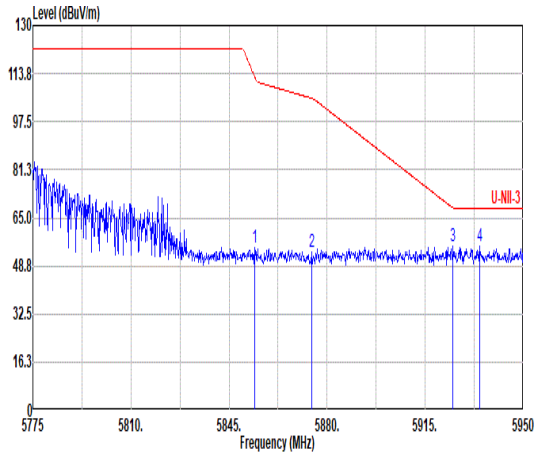 Freq Level Limit Line Over Limit Read Level Ant Factor Cable Loss Preamp Factor Aux Factor APos TPos Remark MHz dBuV/m dBuV/m dB dBuV dB/m dB dB dB cm deg 1 5854.28 54.89 112.55 -57.66 41.88 34.72 10.45 32.16 0.00 107 212 PEAK 2 5874.40 53.39 105.47 -52.08 40.28 34.80 10.47 32.16 0.00 107 212 PEAK 3 5924.98 55.28 68.22 -12.94 41.87 35.05 10.52 32.16 0.00 107 212 PEAK 4 5934.43 55.62 68.20 -12.58 42.15 35.11 10.52 32.16 0.00 107 212 PEAK	Blank

Mode	65
	Band Edge - L
	U-NII-3_5.725-5.85_802.11ax HE80_CH155_RU484/66_5775MHz
ANT	CDD 8+10

Pol.	Horizontal	Fundamental
Peak	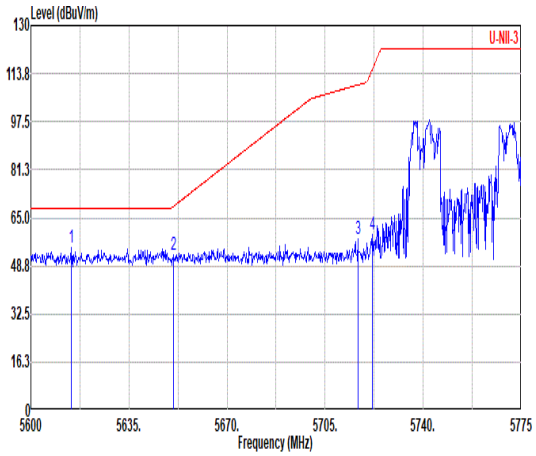 Freq Level Limit Line Over Limit Read Level Ant Factor Cable Loss Preamp Factor Aux Factor APos TPos Remark MHz dBuV/m dBuV/m dB dBuV dB/m dB dB dB cm deg 1 5614.53 54.80 68.20 -13.40 41.58 34.60 10.26 31.64 0.00 100 108 PEAK 2 5650.93 52.49 68.89 -16.40 39.26 34.60 10.29 31.66 0.00 100 108 PEAK 3 5716.73 58.11 109.98 -51.87 44.99 34.60 10.34 31.82 0.00 100 108 PEAK 4 5721.98 59.25 115.40 -56.15 46.14 34.60 10.34 31.83 0.00 100 108 PEAK	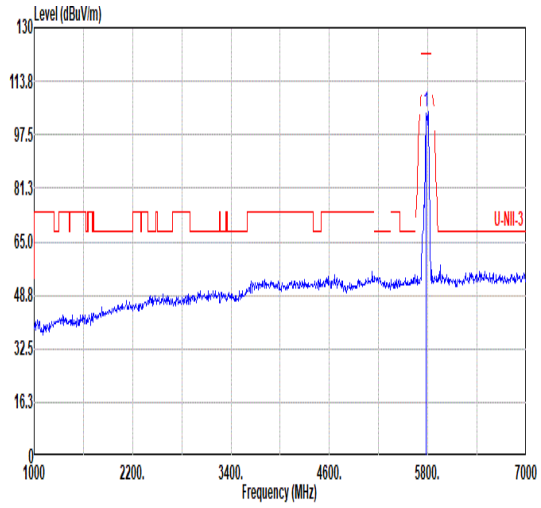 Freq Level Limit Line Over Limit Read Level Ant Factor Cable Loss Preamp Factor Aux Factor APos TPos Remark MHz dBuV/m dBuV/m dB dBuV dB/m dB dB dB cm deg 1 5775.00 104.37 ------ ------ 91.38 34.62 10.42 32.05 0.00 100 108 PEAK
Avg	Blank	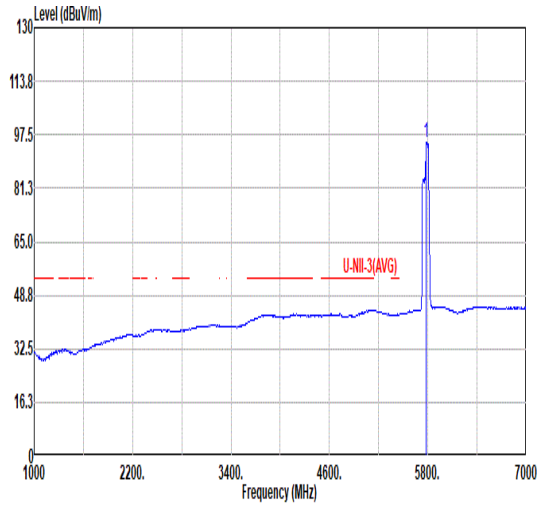 Freq Level Limit Line Over Limit Read Level Ant Factor Cable Loss Preamp Factor Aux Factor APos TPos Remark MHz dBuV/m dBuV/m dB dBuV dB/m dB dB dB cm deg 1 5775.00 95.20 ------ ------ 82.20 34.60 10.40 32.00 0.00 100 108 AVERAGE

Mode	65	
	Band Edge - R	
	U-NII-3_5.725-5.85_802.11ax HE80_CH155_RU484/66_5775MHz	
ANT	CDD 8+10	
Pol.	Horizontal	Fundamental
Peak	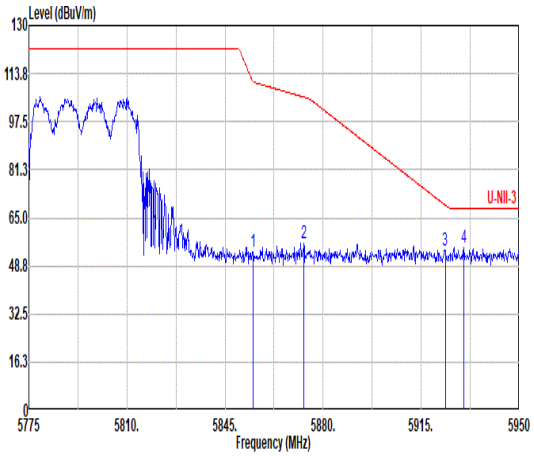 Freq Level Limit Line Over Limit Read Level Ant Factor Cable Loss Preamp Factor Aux Factor APos TPos Remark MHz dBuV/m dBuV/m dB dBuV dB/m dB dB dB cm deg 1 5854.98 53.25 110.96 -57.71 40.24 34.72 10.45 32.16 0.00 100 108 PEAK 2 5873.18 56.33 105.81 -49.48 43.23 34.79 10.47 32.16 0.00 100 108 PEAK 3 5923.58 53.97 69.25 -15.28 40.58 35.04 10.51 32.16 0.00 100 108 PEAK 4 5930.23 55.18 68.20 -13.02 41.74 35.08 10.52 32.16 0.00 100 108 PEAK	Blank

Mode	65	
	Band Edge - L	
	U-NII-3_5.725-5.85_802.11ax HE80_CH155_RU484/66_5775MHz	
ANT	CDD 8+10	
Pol.	Vertical	Fundamental
Peak	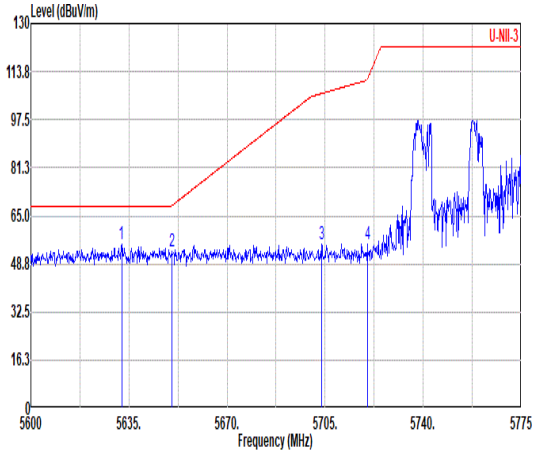 Freq Level Limit Line Over Limit Read Level Ant Factor Cable Loss Preamp Factor Aux Factor APos TPos Remark MHz dBuV/m dBuV/m dB dBuV dB/m dB dB dB cm deg 1 5632.38 55.28 68.20 -12.92 42.04 34.60 10.27 31.63 0.00 100 211 PEAK 2 5650.23 53.04 68.37 -15.33 39.82 34.60 10.28 31.66 0.00 100 211 PEAK 3 5703.78 55.21 106.36 -51.15 42.07 34.60 10.33 31.79 0.00 100 211 PEAK 4 5720.05 55.40 111.01 -55.61 42.29 34.60 10.34 31.83 0.00 100 211 PEAK	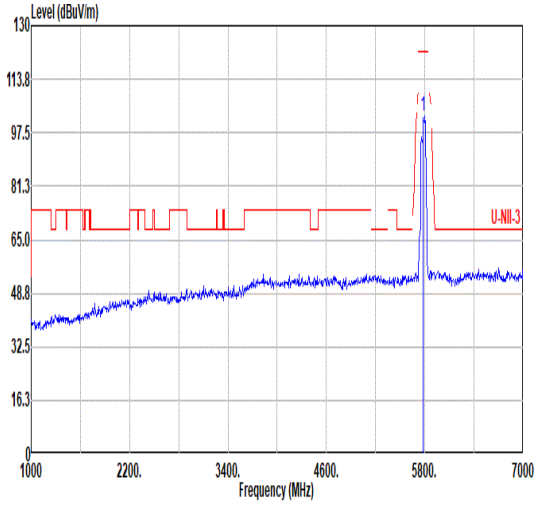 Freq Level Limit Line Over Limit Read Level Ant Factor Cable Loss Preamp Factor Aux Factor APos TPos Remark MHz dBuV/m dBuV/m dB dBuV dB/m dB dB dB cm deg 1 5775.00 102.73 ------ ------ 89.74 34.60 10.41 32.02 0.00 100 211 PEAK
Avg	Blank	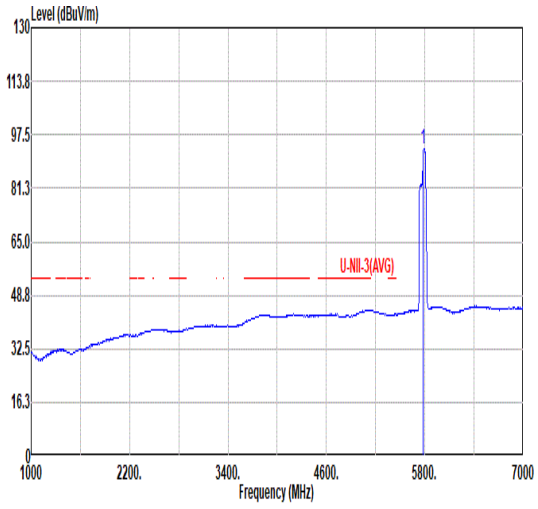 Freq Level Limit Line Over Limit Read Level Ant Factor Cable Loss Preamp Factor Aux Factor APos TPos Remark MHz dBuV/m dBuV/m dB dBuV dB/m dB dB dB cm deg 1 5775.00 93.29 ------ ------ 80.30 34.60 10.40 32.01 0.00 100 211 AVERAGE

Mode	65	
	Band Edge - R	
	U-NII-3_5.725-5.85_802.11ax HE80_CH155_RU484/66_5775MHz	
ANT	CDD 8+10	
Pol.	Vertical	Fundamental
Peak	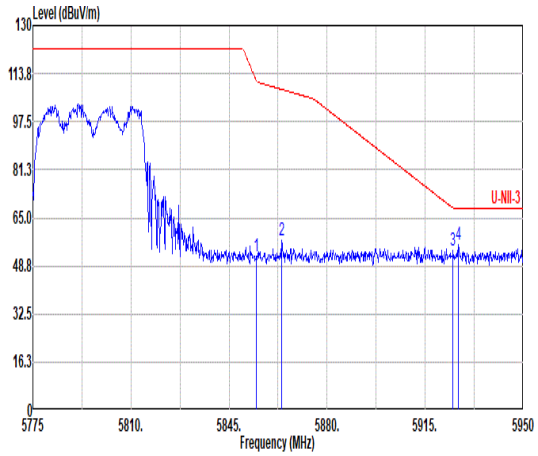 Freq Level Limit Line Over Limit Read Level Ant Factor Cable Loss Preamp Factor Aux Factor APos TPos Remark MHz dBuV/m dBuV/m dB dBuV dB/m dB dB dB cm deg 1 5854.80 51.82 111.36 -59.54 38.81 34.72 10.45 32.16 0.00 100 211 PEAK 2 5863.90 57.34 108.41 -51.07 44.28 34.76 10.46 32.16 0.00 100 211 PEAK 3 5924.98 54.10 68.22 -14.12 40.69 35.05 10.52 32.16 0.00 100 211 PEAK 4 5926.73 56.05 68.20 -12.15 42.63 35.06 10.52 32.16 0.00 100 211 PEAK	Blank

Mode	53	
	18G-40G	
	U-NII-3_5.725-5.85_802.11a_CH165_5825MHz	
ANT	CDD 8+10	
Pol.	Horizontal	Vertical
Peak Avg	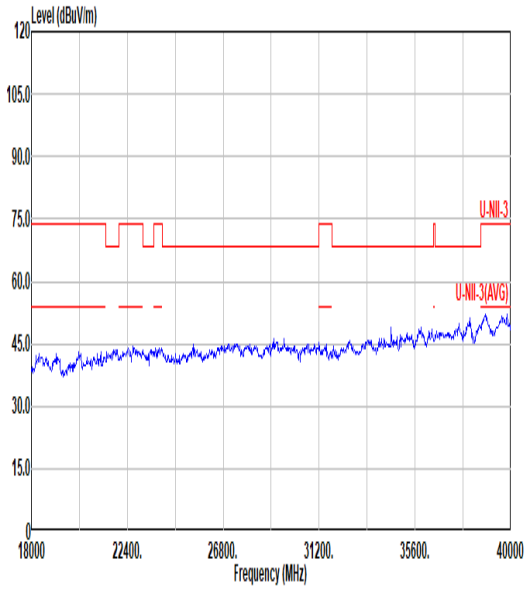	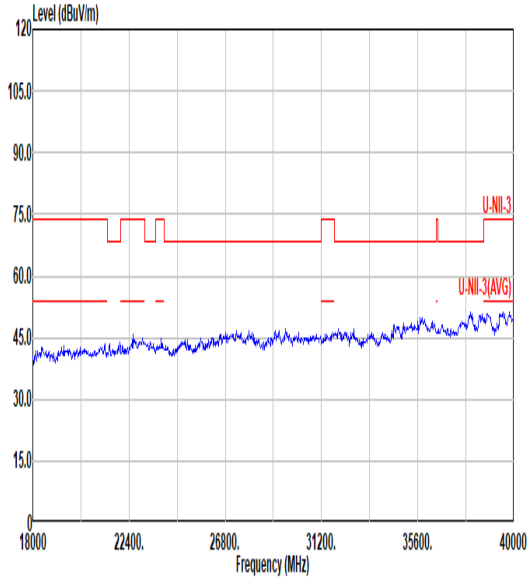

Mode	53
	30-1G
	U-NII-3_5.725-5.85_802.11a_CH165_5825MHz
ANT	CDD 8+10

Pol.	Horizontal	Vertical
Peak	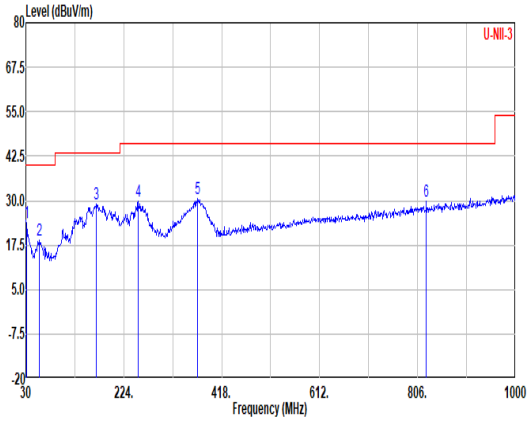	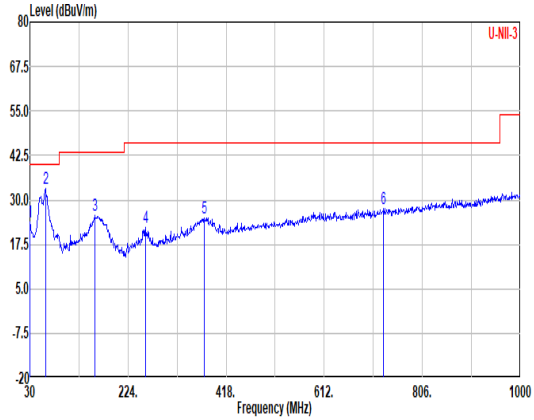

	Freq	Level	Limit Line	Over Limit	Read Level	Ant Factor	Cable Loss	Preamp Factor	Aux Factor	APos	TPos	Remark
	MHz	dBuV/m	dBuV/m	dB	dBuV	dB/m	dB	dB	dB	cm	deg	
1	31.94	23.64	40.00	-16.36	31.45	24.39	0.76	32.96	0.00	---	---	Peak
2	56.19	18.82	40.00	-21.18	37.46	13.08	1.03	32.75	0.00	---	---	Peak
3	169.68	28.94	43.50	-14.56	43.93	15.84	1.90	32.73	0.00	---	---	Peak
4	252.13	29.79	46.00	-16.21	41.97	18.78	2.11	33.07	0.00	---	---	Peak
5	370.47	30.47	46.00	-15.53	39.62	21.13	2.85	33.13	0.00	---	---	Peak
6	823.46	29.62	46.00	-16.38	30.02	28.41	4.24	33.05	0.00	---	---	Peak

	Freq	Level	Limit Line	Over Limit	Read Level	Ant Factor	Cable Loss	Preamp Factor	Aux Factor	APos	TPos	Remark
	MHz	dBuV/m	dBuV/m	dB	dBuV	dB/m	dB	dB	dB	cm	deg	
1	30.00	23.94	40.00	-16.06	30.39	25.74	0.76	32.95	0.00	---	---	Peak
2	61.04	33.18	40.00	-6.82	52.34	12.48	1.08	32.72	0.00	---	---	Peak
3	158.04	25.57	43.50	-17.93	39.79	16.62	1.83	32.67	0.00	---	---	Peak
4	258.92	22.40	46.00	-23.60	33.70	19.56	2.17	33.03	0.00	---	---	Peak
5	375.32	24.88	46.00	-21.12	33.91	21.25	2.88	33.16	0.00	---	---	Peak
6	729.37	27.69	46.00	-18.31	29.92	27.15	4.02	33.40	0.00	---	---	Peak

<Co-location>

Mode	Co-location 66	
	Co-location Band Edge	
	802.11g_CH01_2412MHz	
ANT	CDD 7+9	
Pol.	Horizontal	Fundamental
Peak	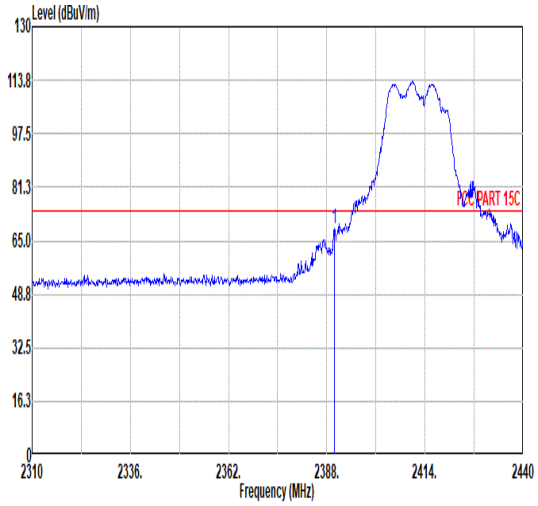 Freq Level Limit Line Over Limit Read Level Ant Factor Cable Loss Preamp Factor Aux Factor APos TPos Remark MHz dBuV/m dBuV/m dB dBuV dB/m dB dB dB cm deg 1 2389.95 68.80 74.00 -5.20 55.90 32.48 6.60 32.18 6.00 100 291 PEAK	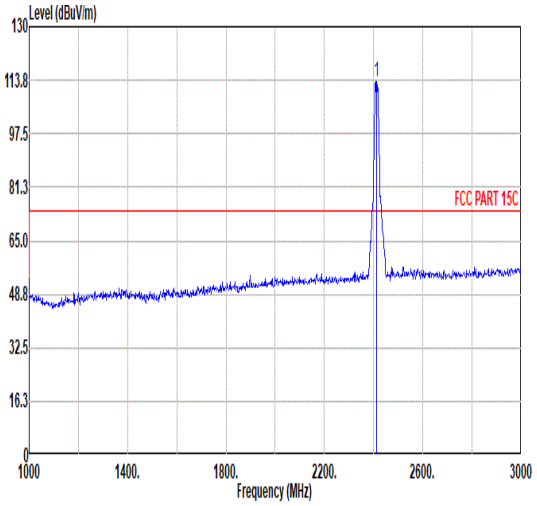 Freq Level Limit Line Over Limit Read Level Ant Factor Cable Loss Preamp Factor Aux Factor APos TPos Remark MHz dBuV/m dBuV/m dB dBuV dB/m dB dB dB cm deg 1 2412.00 113.46 ------ ------ 100.46 32.56 6.63 32.19 6.00 100 291 PEAK
Avg	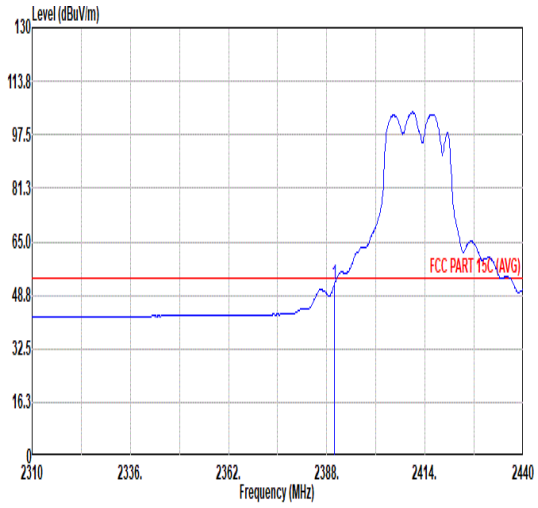 Freq Level Limit Line Over Limit Read Level Ant Factor Cable Loss Preamp Factor Aux Factor APos TPos Remark MHz dBuV/m dBuV/m dB dBuV dB/m dB dB dB cm deg 1 2389.95 52.02 54.00 -1.98 39.12 32.48 6.60 32.18 6.00 100 291 AVERAGE	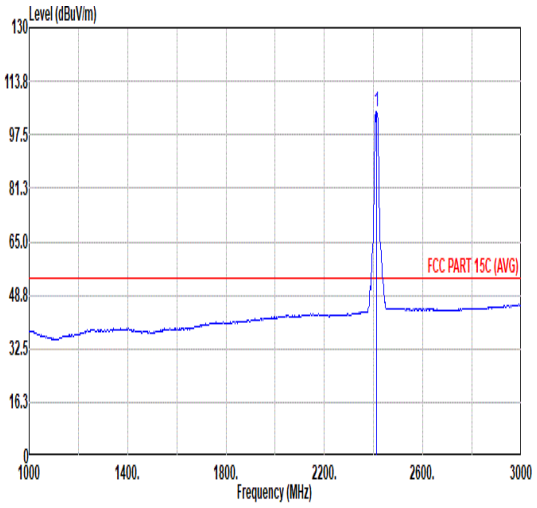 Freq Level Limit Line Over Limit Read Level Ant Factor Cable Loss Preamp Factor Aux Factor APos TPos Remark MHz dBuV/m dBuV/m dB dBuV dB/m dB dB dB cm deg 1 2412.00 104.38 ------ ------ 91.38 32.56 6.63 32.19 6.00 100 291 AVERAGE

Mode	Co-location 66	
	Co-location Band Edge	
	802.11g_CH01_2412MHz	
ANT	CDD 7+9	
Pol.	Vertical	Fundamental
Peak	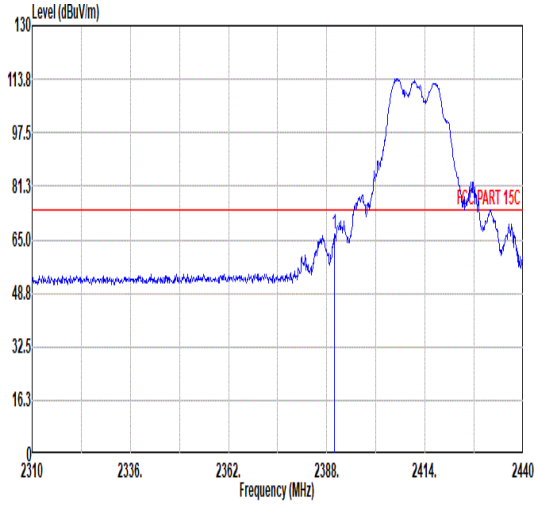 Freq Level Limit Line Over Limit Read Level Ant Factor Cable Loss Preamp Factor Aux Factor APos TPos Remark MHz dBuV/m dBuV/m dB dBuV dB/m dB dB dB cm deg 1 2389.95 66.79 74.00 -7.21 53.89 32.48 6.60 32.18 6.00 391 45 PEAK	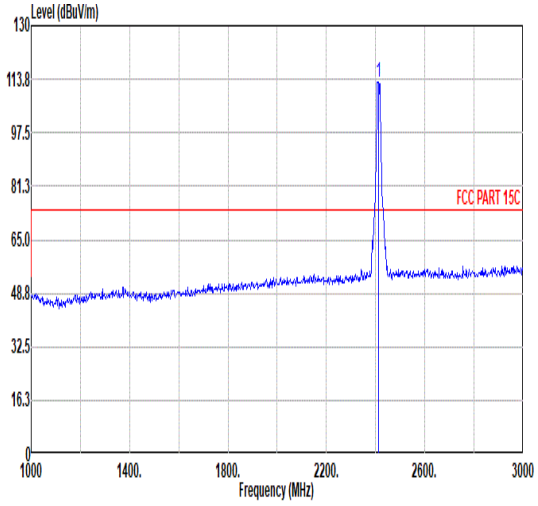 Freq Level Limit Line Over Limit Read Level Ant Factor Cable Loss Preamp Factor Aux Factor APos TPos Remark MHz dBuV/m dBuV/m dB dBuV dB/m dB dB dB cm deg 1 2412.00 113.05 ------ ------ 100.06 32.55 6.63 32.19 6.00 391 45 PEAK
Avg	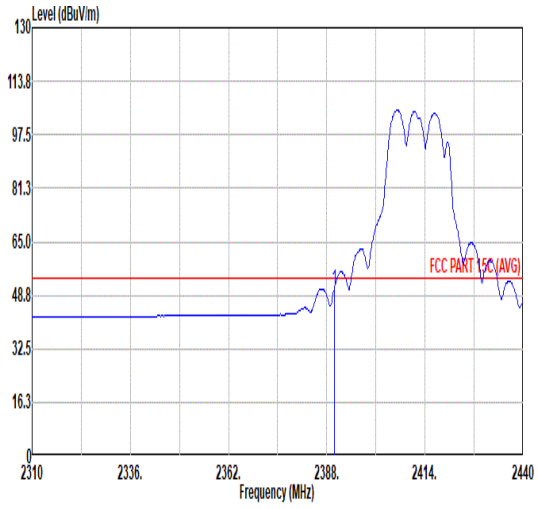 Freq Level Limit Line Over Limit Read Level Ant Factor Cable Loss Preamp Factor Aux Factor APos TPos Remark MHz dBuV/m dBuV/m dB dBuV dB/m dB dB dB cm deg 1 2389.95 50.61 54.00 -3.39 37.71 32.48 6.60 32.18 6.00 391 45 AVERAGE	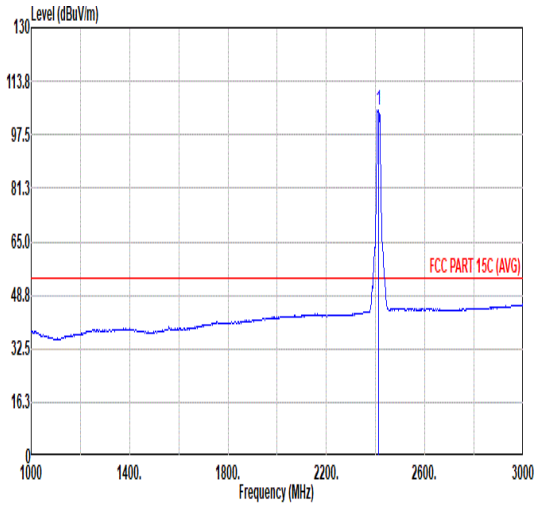 Freq Level Limit Line Over Limit Read Level Ant Factor Cable Loss Preamp Factor Aux Factor APos TPos Remark MHz dBuV/m dBuV/m dB dBuV dB/m dB dB dB cm deg 1 2412.00 104.99 ------ ------ 91.96 32.58 6.63 32.18 6.00 391 45 AVERAGE

Mode	Co-location 66	
	Co-location Harmonic	
	802.11g_CH01_2412MHz	
ANT	CDD 7+9	
Pol.	Horizontal	Vertical
Peak Avg	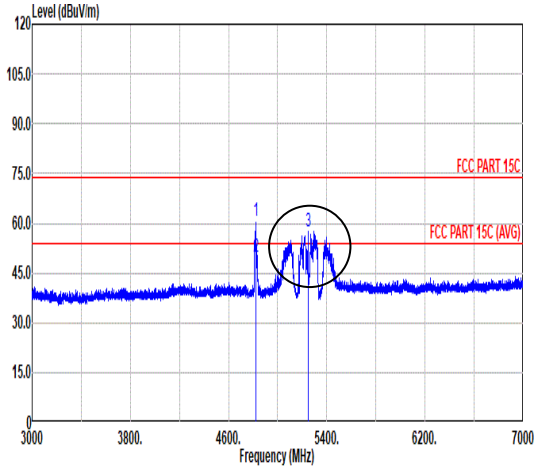 Freq Level Limit Line Over Limit Read Level Ant Factor Cable Loss Preamp Factor Aux Factor APos TPos Remark MHz dBuV/m dBuV/m dB dBuV dB/m dB dB dB cm deg 1 4824.00 60.51 74.00 -13.49 78.11 34.20 9.47 61.27 0.00 100 122 PEAK 2 4824.00 49.88 54.00 -4.12 67.49 34.20 9.46 61.27 0.00 100 122 AVERAGE 3 5250.00 57.70 74.00 -16.30 74.41 34.30 9.86 60.87 0.00 --- --- Peak	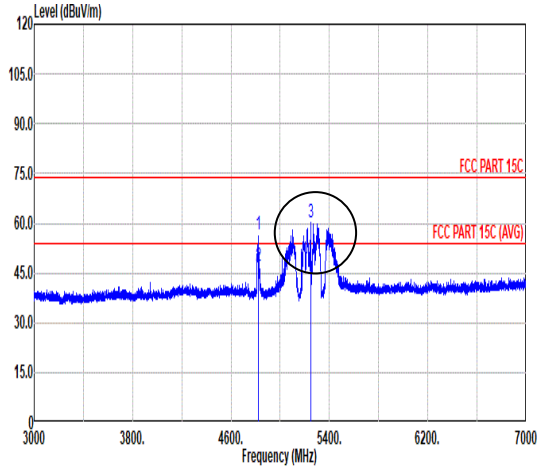 Freq Level Limit Line Over Limit Read Level Ant Factor Cable Loss Preamp Factor Aux Factor APos TPos Remark MHz dBuV/m dBuV/m dB dBuV dB/m dB dB dB cm deg 1 4824.00 56.77 74.00 -17.23 74.37 34.20 9.47 61.27 0.00 101 354 PEAK 2 4824.00 46.94 54.00 -7.06 64.54 34.20 9.47 61.27 0.00 101 354 AVERAGE 3 5250.00 60.16 74.00 -13.84 76.87 34.30 9.86 60.87 0.00 --- --- Peak

Note: #3 is co-location of WLAN 5G HE160_CH50 fundamental signals.

Mode	Co-location 66	
	Co-location Band Edge	
	802.11ax HE160_CH50_5250MHz_Full	
ANT	CDD 8+10	
Pol.	Horizontal	Fundamental
Peak	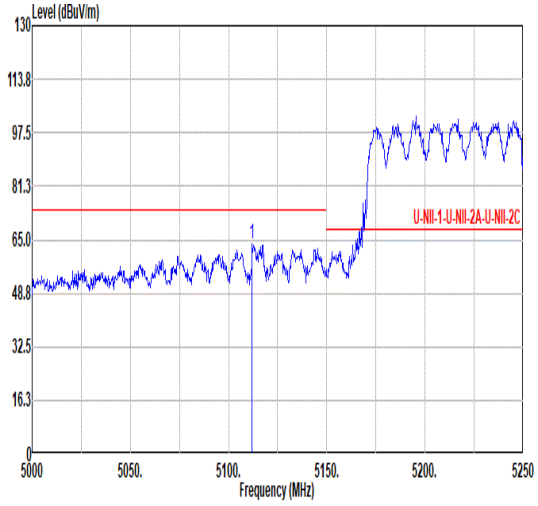 Freq Level Limit Line Over Limit Read Level Ant Factor Cable Loss Preamp Factor Aux Factor APos TPos Remark MHz dBuV/m dBuV/m dB dBuV dB/m dB dB dB cm deg 1 5112.00 63.86 74.00 -10.14 51.90 34.12 9.75 31.91 0.00 100 121 PEAK	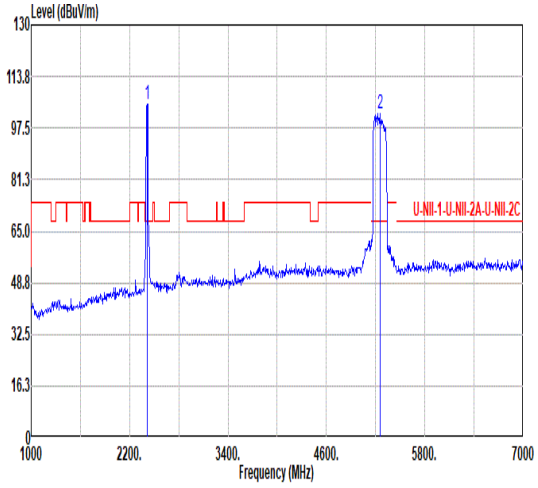 Freq Level Limit Line Over Limit Read Level Ant Factor Cable Loss Preamp Factor Aux Factor APos TPos Remark MHz dBuV/m dBuV/m dB dBuV dB/m dB dB dB cm deg 1 2416.00 104.94 ------ ------ 97.95 32.54 6.64 32.19 0.00 100 121 Peak 2 5254.00 102.20 ------ ------ 89.85 34.32 9.86 31.83 0.00 100 121 Peak
Avg	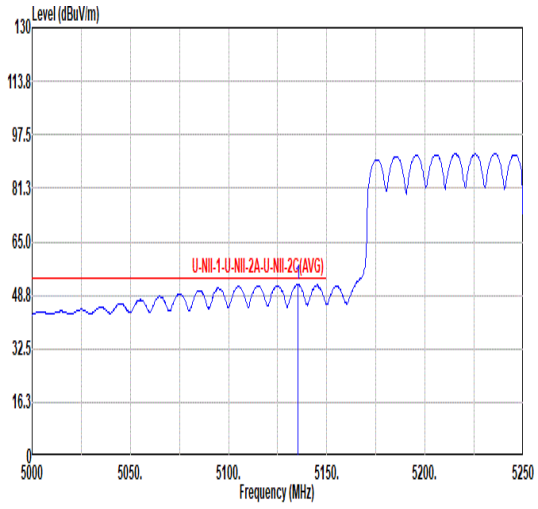 Freq Level Limit Line Over Limit Read Level Ant Factor Cable Loss Preamp Factor Aux Factor APos TPos Remark MHz dBuV/m dBuV/m dB dBuV dB/m dB dB dB cm deg 1 5135.25 51.98 54.00 -2.02 39.94 34.17 9.77 31.90 0.00 100 121 AVERAGE	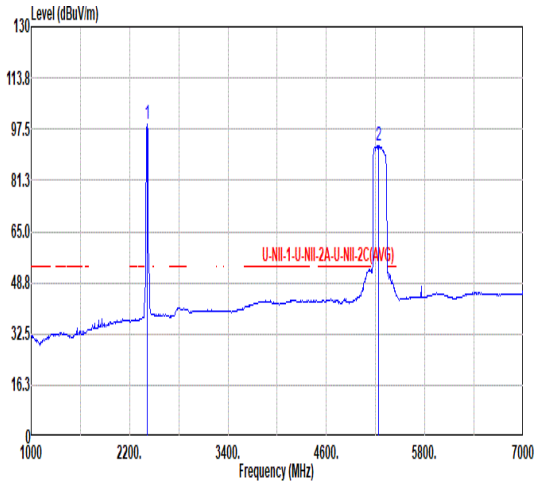 Freq Level Limit Line Over Limit Read Level Ant Factor Cable Loss Preamp Factor Aux Factor APos TPos Remark MHz dBuV/m dBuV/m dB dBuV dB/m dB dB dB cm deg 1 2416.00 98.92 ------ ------ 91.93 32.54 6.64 32.19 0.00 100 121 Average 2 5236.00 92.29 ------ ------ 80.01 34.27 9.85 31.84 0.00 100 121 Average

Mode	Co-location 66	
	Co-location Band Edge	
	802.11ax HE160_CH50_5250MHz_Full	
ANT	CDD 8+10	
Pol.	Horizontal	Fundamental
Peak	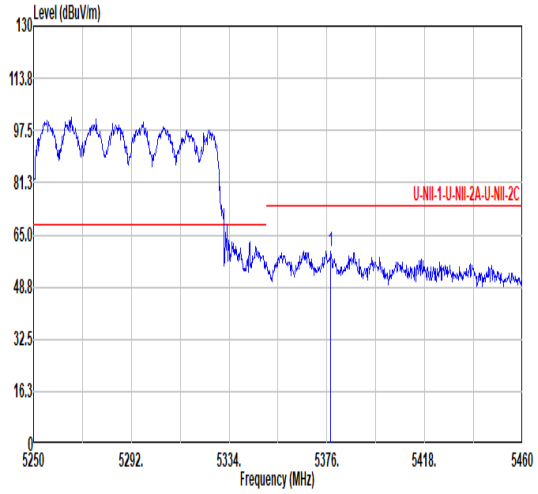 Freq Level Limit Line Over Limit Read Level Ant Factor Cable Loss Preamp Factor Aux Factor APos TPos Remark MHz dBuV/m dBuV/m dB dBuV dB/m dB dB dB cm deg 1 5377.68 59.96 74.00 -14.04 47.14 34.66 9.93 31.77 0.00 100 121 PEAK	Blank
Avg	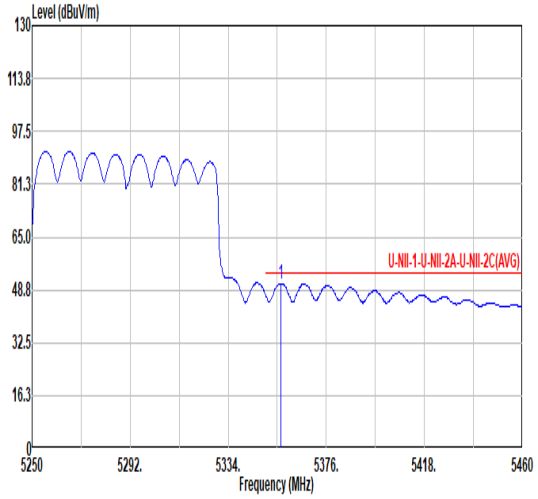 Freq Level Limit Line Over Limit Read Level Ant Factor Cable Loss Preamp Factor Aux Factor APos TPos Remark MHz dBuV/m dBuV/m dB dBuV dB/m dB dB dB cm deg 1 5356.47 50.75 54.00 -3.25 38.01 34.61 9.91 31.78 0.00 100 121 AVERAGE	Blank

Mode	Co-location 66	
	Co-location Band Edge	
	802.11ax HE160_CH50_5250MHz_Full	
ANT	CDD 8+10	
Pol.	Vertical	Fundamental
Peak	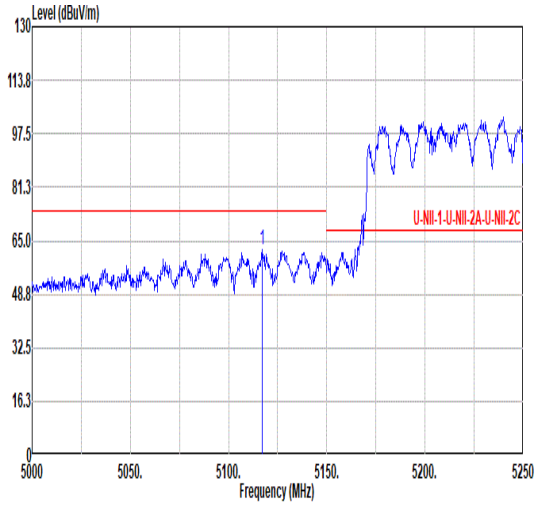 Freq Level Limit Line Over Limit Read Level Ant Factor Cable Loss Preamp Factor Aux Factor APos TPos Remark MHz dBuV/m dBuV/m dB dBuV dB/m dB dB dB cm deg 1 5117.00 62.10 74.00 -11.90 50.12 34.13 9.76 31.91 0.00 100 354 PEAK	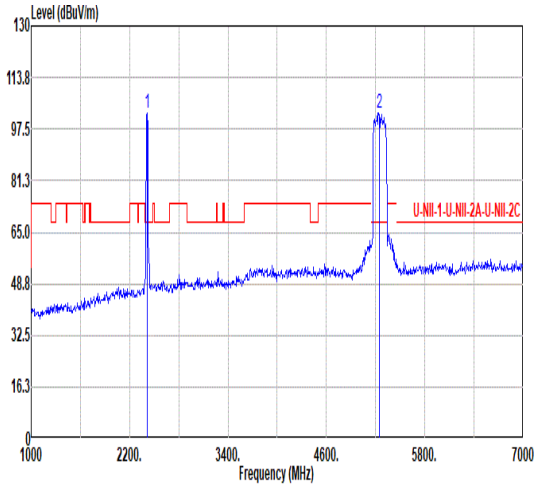 Freq Level Limit Line Over Limit Read Level Ant Factor Cable Loss Preamp Factor Aux Factor APos TPos Remark MHz dBuV/m dBuV/m dB dBuV dB/m dB dB dB cm deg 1 2416.00 102.60 ------ ------ 95.61 32.54 6.64 32.19 0.00 100 354 Peak 2 5250.00 102.68 ------ ------ 90.40 34.27 9.85 31.84 0.00 100 354 PEAK
Avg	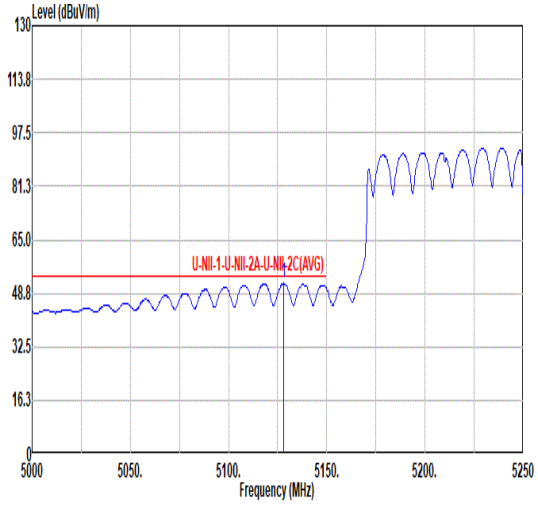 Freq Level Limit Line Over Limit Read Level Ant Factor Cable Loss Preamp Factor Aux Factor APos TPos Remark MHz dBuV/m dBuV/m dB dBuV dB/m dB dB dB cm deg 1 5128.00 51.77 54.00 -2.23 39.74 34.16 9.77 31.90 0.00 100 354 AVERAGE	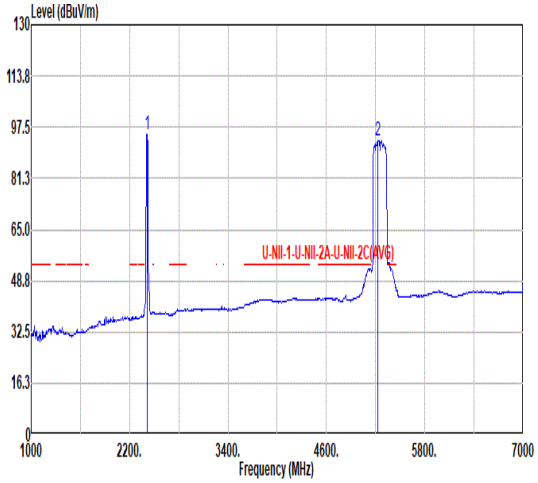 Freq Level Limit Line Over Limit Read Level Ant Factor Cable Loss Preamp Factor Aux Factor APos TPos Remark MHz dBuV/m dBuV/m dB dBuV dB/m dB dB dB cm deg 1 2416.00 94.99 ------ ------ 88.00 32.54 6.64 32.19 0.00 100 354 Average 2 5230.00 93.37 ------ ------ 81.11 34.26 9.85 31.85 0.00 100 354 Average

Mode	Co-location 66	
	Co-location Band Edge	
	802.11ax HE160_CH50_5250MHz_Full	
ANT	CDD 8+10	
Pol.	Vertical	Fundamental
Peak	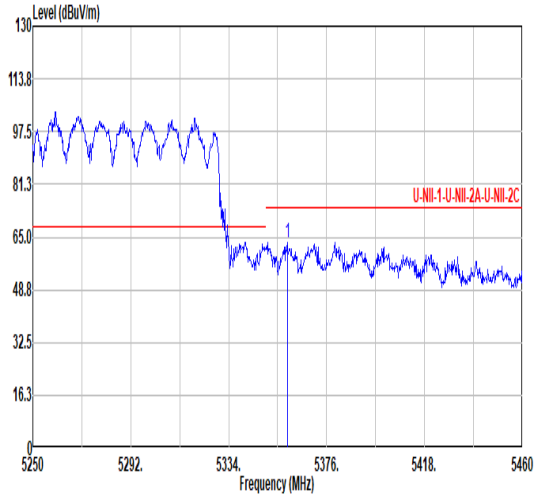 Freq Level Limit Line Over Limit Read Level Ant Factor Cable Loss Preamp Factor Aux Factor APos TPos Remark MHz dBuV/m dBuV/m dB dBuV dB/m dB dB dB cm deg 1 5359.20 63.27 74.00 -10.73 50.51 34.62 9.92 31.78 0.00 100 354 PEAK	Blank
Avg	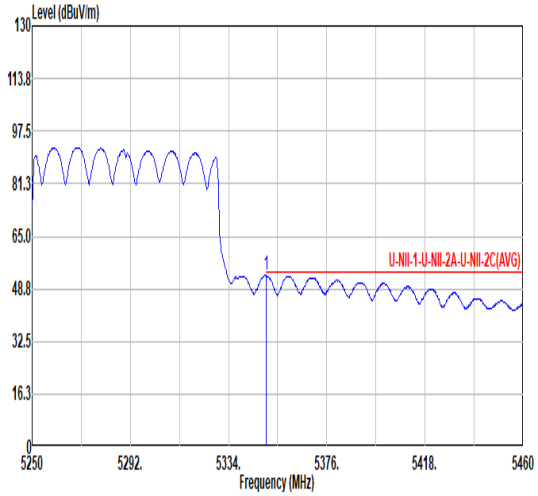 Freq Level Limit Line Over Limit Read Level Ant Factor Cable Loss Preamp Factor Aux Factor APos TPos Remark MHz dBuV/m dBuV/m dB dBuV dB/m dB dB dB cm deg 1 5350.17 52.82 54.00 -1.18 40.09 34.60 9.91 31.78 0.00 100 354 Average	Blank

Mode	Co-location 66	
	Co-location Harmonic	
	802.11ax HE160_CH50_5250MHz_Full	
ANT	CDD 8+10	
Pol.	Horizontal	Vertical
Peak Avg	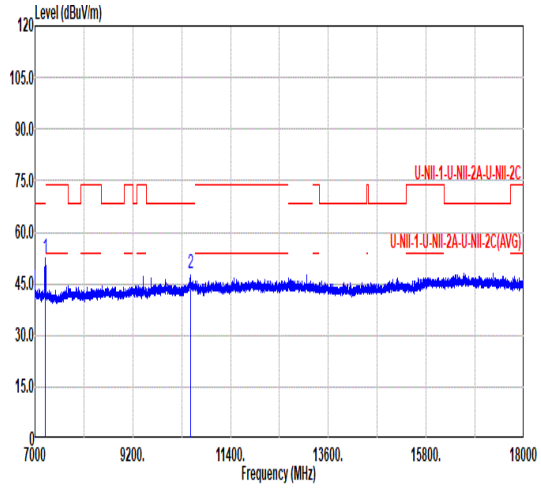 Freq Level Limit Line Over Limit Read Level Ant Factor Cable Loss Preamp Factor Aux Factor APos TPos Remark MHz dBuV/m dBuV/m dB dBuV dB/m dB dB dB cm deg 1 7228.80 52.75 68.20 -15.45 66.03 35.60 11.66 60.54 0.00 --- --- Peak 2 10500.00 47.80 68.20 -20.40 57.32 37.57 14.18 61.27 0.00 --- --- PEAK	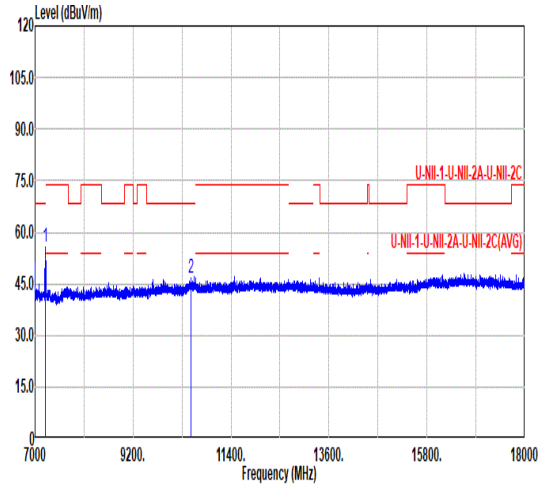 Freq Level Limit Line Over Limit Read Level Ant Factor Cable Loss Preamp Factor Aux Factor APos TPos Remark MHz dBuV/m dBuV/m dB dBuV dB/m dB dB dB cm deg 1 7227.70 55.54 68.20 -12.66 68.82 35.60 11.66 60.54 0.00 --- --- Peak 2 10500.00 46.70 68.20 -21.50 56.09 37.67 14.21 61.27 0.00 --- --- PEAK

Mode	Co-location 67	
	Co-location Band Edge	
	802.11g_CH01_2412MHz	
ANT	9	
Pol.	Horizontal	Fundamental
Peak	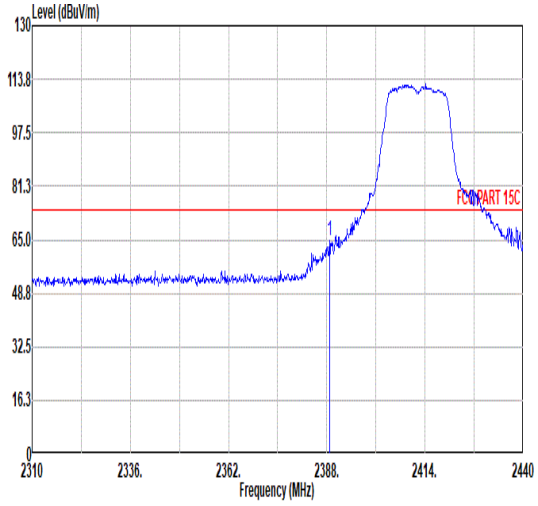 Freq Level Limit Line Over Limit Read Level Ant Factor Cable Loss Preamp Factor Aux Factor APos TPos Remark MHz dBuV/m dBuV/m dB dBuV dB/m dB dB dB cm deg 1 2388.78 64.69 74.00 -9.31 51.80 32.47 6.60 32.18 6.00 111 144 PEAK	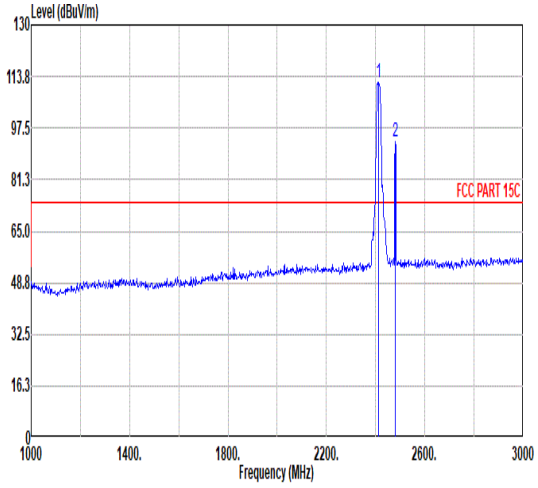 Freq Level Limit Line Over Limit Read Level Ant Factor Cable Loss Preamp Factor Aux Factor APos TPos Remark MHz dBuV/m dBuV/m dB dBuV dB/m dB dB dB cm deg 1 2412.00 111.93 ------ ------ 98.93 32.56 6.63 32.19 6.00 111 144 PEAK 2 2480.00 93.08 ------ ------ 80.00 32.58 6.73 32.23 6.00 111 144 Peak
Avg	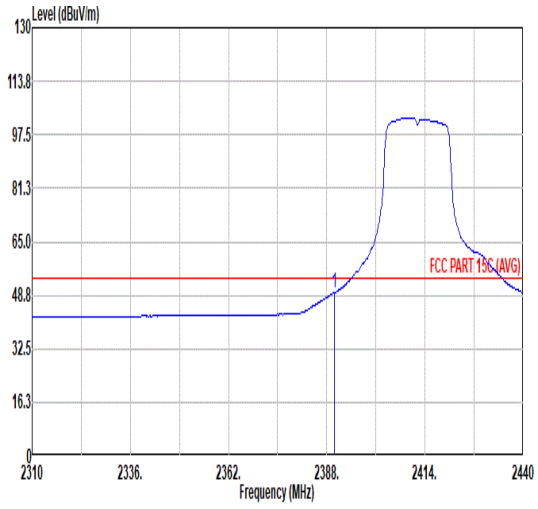 Freq Level Limit Line Over Limit Read Level Ant Factor Cable Loss Preamp Factor Aux Factor APos TPos Remark MHz dBuV/m dBuV/m dB dBuV dB/m dB dB dB cm deg 1 2389.95 49.42 54.00 -4.58 36.52 32.48 6.60 32.18 6.00 111 144 AVERAGE	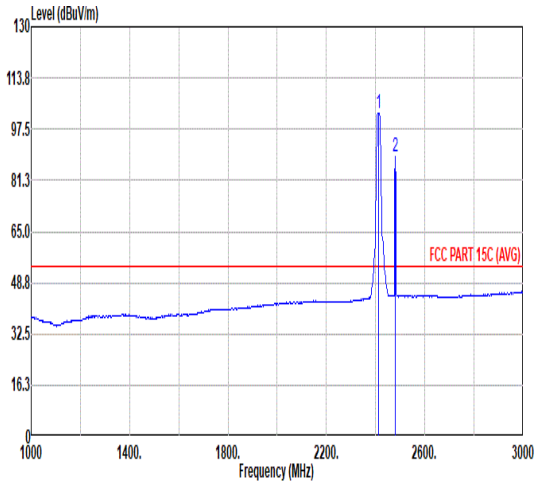 Freq Level Limit Line Over Limit Read Level Ant Factor Cable Loss Preamp Factor Aux Factor APos TPos Remark MHz dBuV/m dBuV/m dB dBuV dB/m dB dB dB cm deg 1 2412.00 102.76 ------ ------ 89.76 32.56 6.63 32.19 6.00 111 144 AVERAGE 2 2480.00 88.72 ------ ------ 75.64 32.58 6.73 32.23 6.00 111 144 Average

Mode	Co-location 67	
	Co-location Band Edge	
	802.11g_CH01_2412MHz	
ANT	9	
Pol.	Vertical	Fundamental
Peak	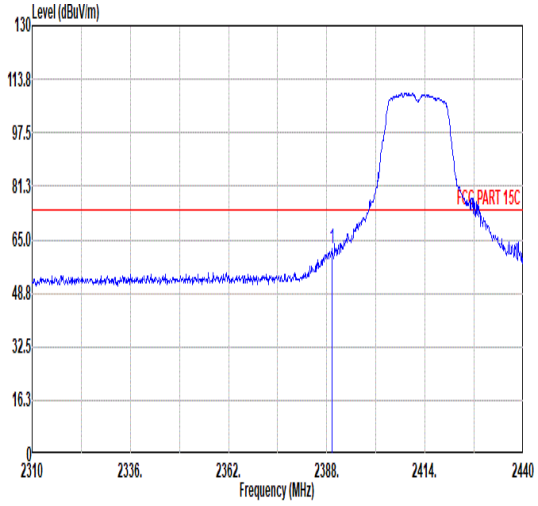 Freq Level Limit Line Over Limit Read Level Ant Factor Cable Loss Preamp Factor Aux Factor APos TPos Remark MHz dBuV/m dBuV/m dB dBuV dB/m dB dB dB cm deg 1 2389.30 62.26 74.00 -11.74 49.37 32.47 6.60 32.18 6.00 385 44 PEAK	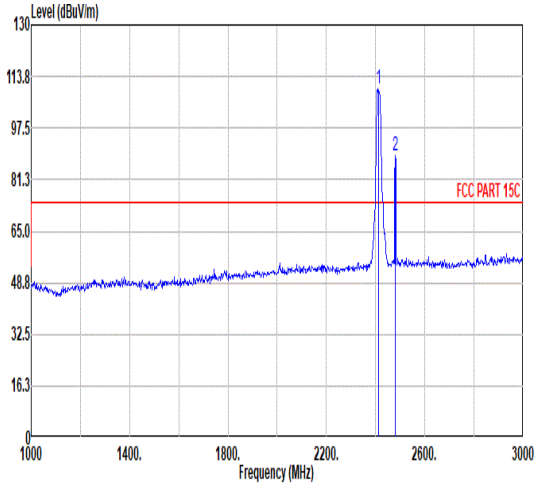 Freq Level Limit Line Over Limit Read Level Ant Factor Cable Loss Preamp Factor Aux Factor APos TPos Remark MHz dBuV/m dBuV/m dB dBuV dB/m dB dB dB cm deg 1 2412.00 109.77 ------ ------ 96.77 32.56 6.63 32.19 6.00 385 44 PEAK 2 2480.00 88.95 ------ ------ 75.87 32.58 6.73 32.23 6.00 385 44 Peak
Avg	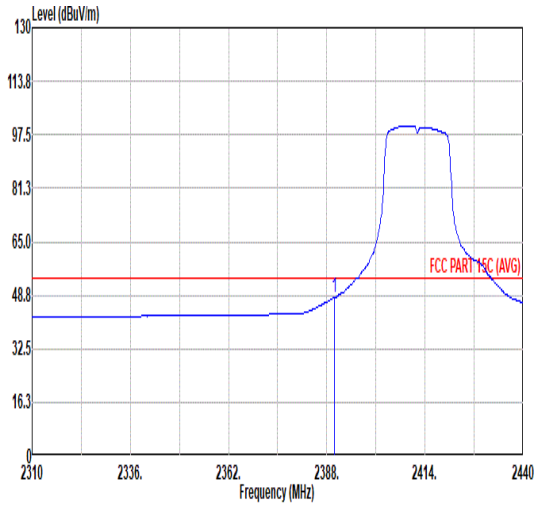 Freq Level Limit Line Over Limit Read Level Ant Factor Cable Loss Preamp Factor Aux Factor APos TPos Remark MHz dBuV/m dBuV/m dB dBuV dB/m dB dB dB cm deg 1 2389.95 47.98 54.00 -6.02 35.08 32.48 6.60 32.18 6.00 385 44 AVERAGE	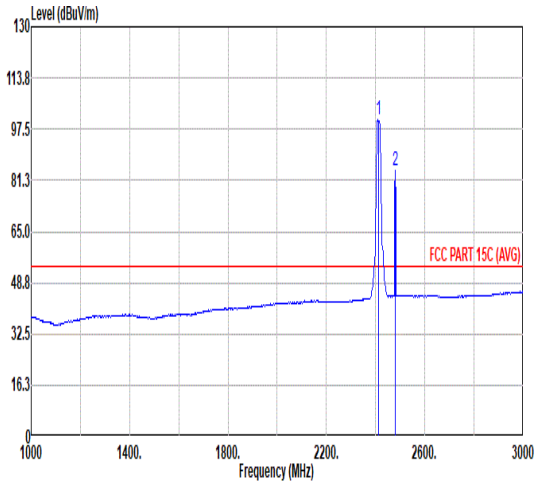 Freq Level Limit Line Over Limit Read Level Ant Factor Cable Loss Preamp Factor Aux Factor APos TPos Remark MHz dBuV/m dBuV/m dB dBuV dB/m dB dB dB cm deg 1 2412.00 100.33 ------ ------ 87.33 32.56 6.63 32.19 6.00 385 44 AVERAGE 2 2480.00 84.52 ------ ------ 71.44 32.58 6.73 32.23 6.00 385 44 Average

Mode	Co-location 67	
	Co-location Harmonic	
	802.11g_CH01_2412MHz	
ANT	9	
Pol.	Horizontal	Vertical
Peak Avg	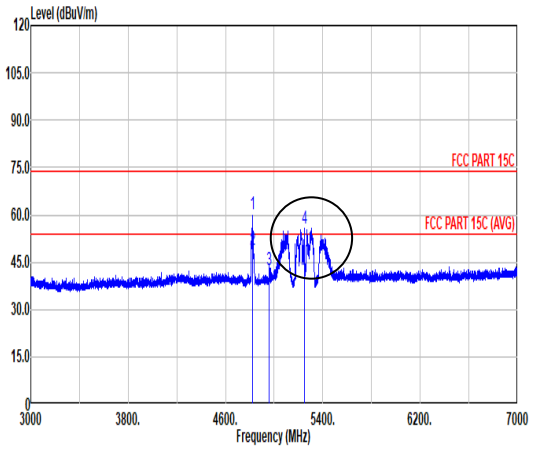 Freq Level Limit Line Over Limit Read Level Ant Factor Cable Loss Preamp Factor Aux Factor APos TPos Remark MHz dBuV/m dBuV/m dB dBuV dB/m dB dB dB cm deg 1 4824.00 60.01 74.00 -13.99 77.61 34.20 9.47 61.27 0.00 100 123 PEAK 2 4824.00 48.96 54.00 -5.04 66.57 34.20 9.46 61.27 0.00 100 123 AVERAGE 3 4960.00 42.75 74.00 -31.25 60.30 34.00 9.61 61.16 0.00 --- --- Peak 4 5250.00 55.83 74.00 -18.17 72.54 34.30 9.86 60.87 0.00 --- --- Peak	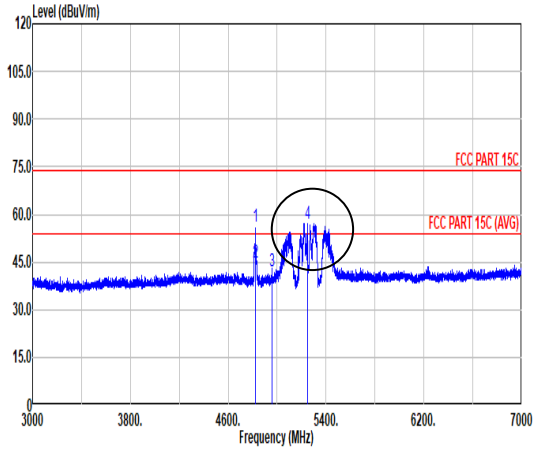 Freq Level Limit Line Over Limit Read Level Ant Factor Cable Loss Preamp Factor Aux Factor APos TPos Remark MHz dBuV/m dBuV/m dB dBuV dB/m dB dB dB cm deg 1 4824.00 56.29 74.00 -17.71 73.89 34.20 9.47 61.27 0.00 340 12 PEAK 2 4824.00 44.65 54.00 -9.35 62.26 34.20 9.46 61.27 0.00 340 12 AVERAGE 3 4960.00 42.04 74.00 -31.96 59.59 34.00 9.61 61.16 0.00 --- --- Peak 4 5250.00 56.96 74.00 -17.04 73.67 34.30 9.86 60.87 0.00 --- --- Peak

Note: #4 is co-location of WLAN 5G HE160_CH50 fundamental signals.

Mode	Co-location 67	
	Co-location Band Edge	
	2400-2483.5_Bluetooth-LE_GSFK_CH39_2480MHz	
ANT	7	
Pol.	Horizontal	Fundamental
Peak	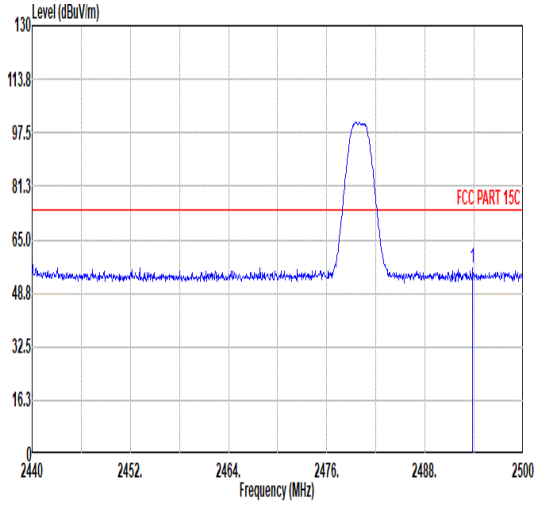 Freq Level Limit Line Over Limit Read Level Ant Factor Cable Loss Preamp Factor Aux Factor APos TPos Remark MHz dBuV/m dBuV/m dB dBuV dB/m dB dB dB cm deg 1 2493.82 56.30 74.00 -17.70 43.13 32.66 6.75 32.24 6.00 300 309 PEAK	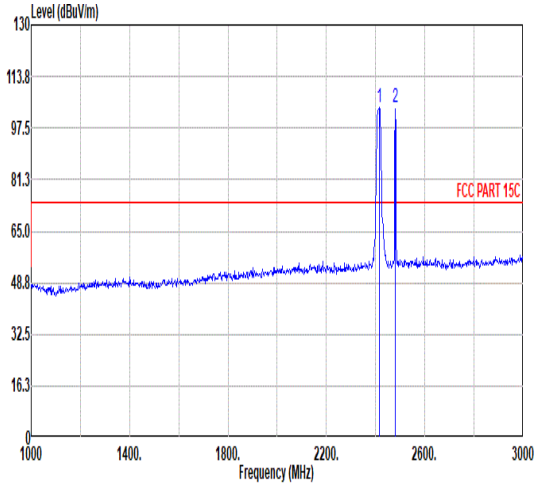 Freq Level Limit Line Over Limit Read Level Ant Factor Cable Loss Preamp Factor Aux Factor APos TPos Remark MHz dBuV/m dBuV/m dB dBuV dB/m dB dB dB cm deg 1 2414.00 104.00 ------ ------ 91.01 32.54 6.64 32.19 6.00 300 309 Peak 2 2480.00 104.00 ------ ------ 91.01 32.54 6.64 32.19 6.00 300 309 PEAK
Avg	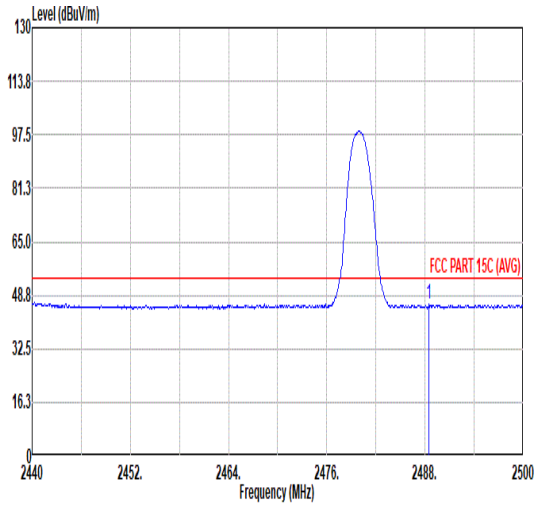 Freq Level Limit Line Over Limit Read Level Ant Factor Cable Loss Preamp Factor Aux Factor APos TPos Remark MHz dBuV/m dBuV/m dB dBuV dB/m dB dB dB cm deg 1 2488.48 45.89 54.00 -8.11 32.76 32.63 6.74 32.24 6.00 300 309 AVERAGE	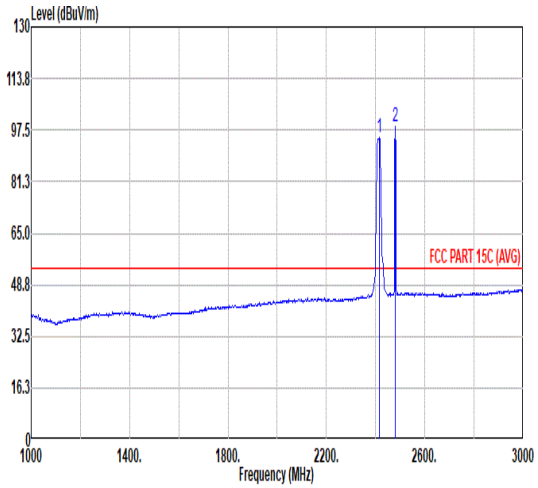 Freq Level Limit Line Over Limit Read Level Ant Factor Cable Loss Preamp Factor Aux Factor APos TPos Remark MHz dBuV/m dBuV/m dB dBuV dB/m dB dB dB cm deg 1 2414.00 95.31 ------ ------ 82.32 32.54 6.64 32.19 6.00 300 309 Average 2 2480.00 98.41 ------ ------ 85.33 32.58 6.73 32.23 6.00 300 309 AVERAGE

Mode	Co-location 67	
	Co-location Band Edge	
	2400-2483.5_Bluetooth-LE_GSFK_CH39_2480MHz	
ANT	7	
Pol.	Vertical	Fundamental
Peak	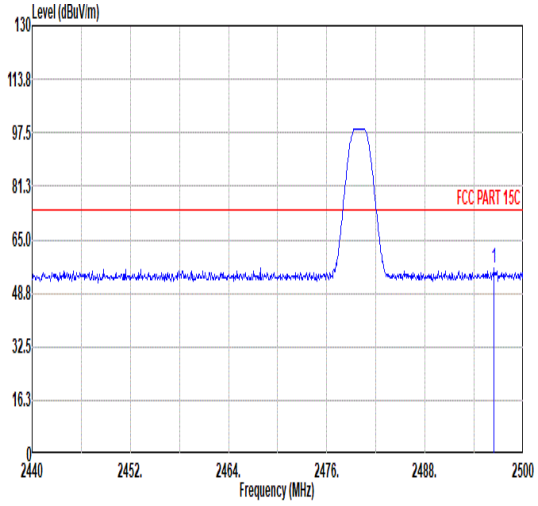 Freq Level Limit Line Over Limit Read Level Ant Factor Cable Loss Preamp Factor Aux Factor APos TPos Remark MHz dBuV/m dBuV/m dB dBuV dB/m dB dB dB cm deg 1 2496.46 56.22 74.00 -17.78 43.03 32.68 6.75 32.24 6.00 245 0 PEAK	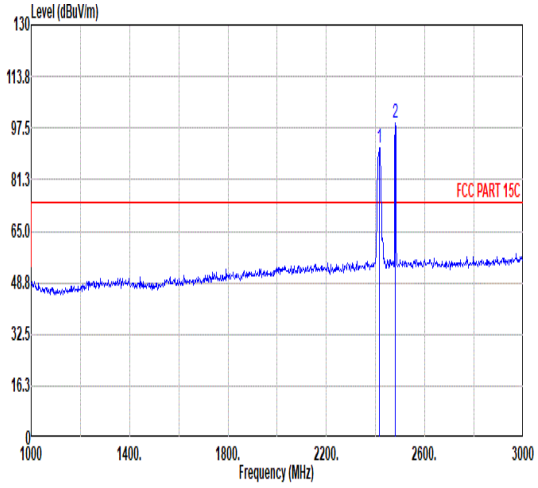 Freq Level Limit Line Over Limit Read Level Ant Factor Cable Loss Preamp Factor Aux Factor APos TPos Remark MHz dBuV/m dBuV/m dB dBuV dB/m dB dB dB cm deg 1 2416.00 91.48 ------ ------ 78.49 32.54 6.64 32.19 6.00 245 0 Peak 2 2480.00 98.98 ------ ------ 85.90 32.58 6.73 32.23 6.00 245 0 PEAK
Avg	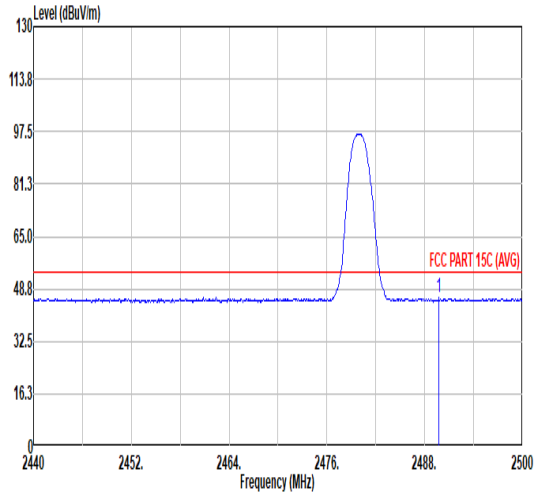 Freq Level Limit Line Over Limit Read Level Ant Factor Cable Loss Preamp Factor Aux Factor APos TPos Remark MHz dBuV/m dBuV/m dB dBuV dB/m dB dB dB cm deg 1 2489.74 45.89 54.00 -8.11 32.75 32.64 6.74 32.24 6.00 245 0 AVERAGE	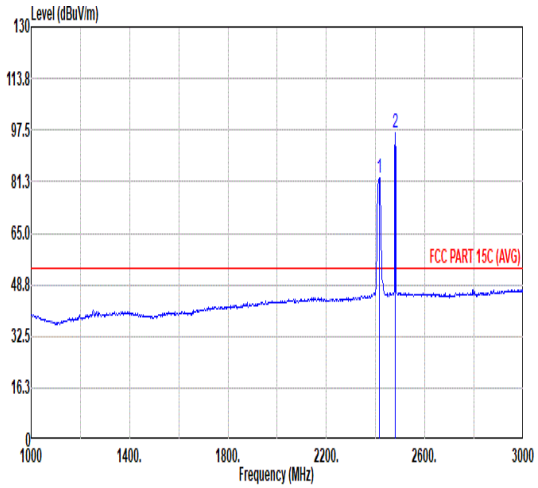 Freq Level Limit Line Over Limit Read Level Ant Factor Cable Loss Preamp Factor Aux Factor APos TPos Remark MHz dBuV/m dBuV/m dB dBuV dB/m dB dB dB cm deg 1 2416.00 82.59 ------ ------ 69.60 32.54 6.64 32.19 6.00 245 0 Average 2 2480.00 96.59 ------ ------ 83.51 32.58 6.73 32.23 6.00 245 0 AVERAGE

Mode	Co-location 67	
	Co-location Band Edge	
	802.11ax HE160_CH50_5250MHz_Full	
ANT	CDD 8+10	
Pol.	Horizontal	Fundamental
Peak	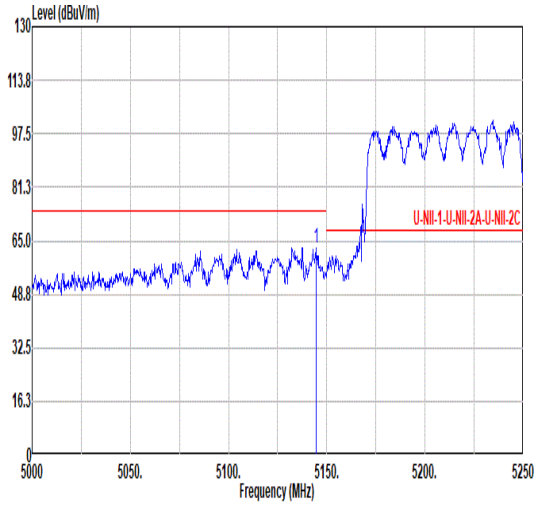 Freq Level Limit Line Over Limit Read Level Ant Factor Cable Loss Preamp Factor Aux Factor APos TPos Remark MHz dBuV/m dBuV/m dB dBuV dB/m dB dB dB cm deg 1 5144.50 63.04 74.00 -10.96 50.96 34.19 9.78 31.89 0.00 109 118 PEAK	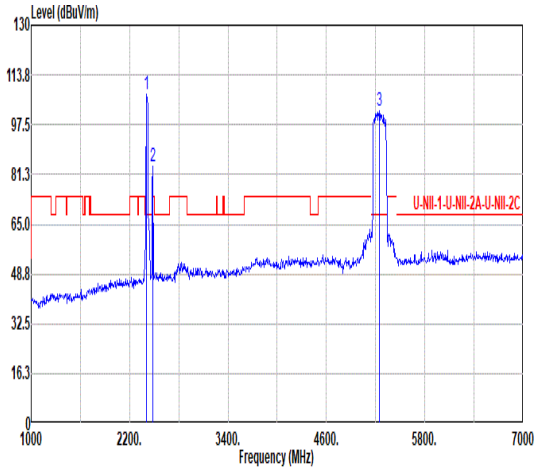 Freq Level Limit Line Over Limit Read Level Ant Factor Cable Loss Preamp Factor Aux Factor APos TPos Remark MHz dBuV/m dBuV/m dB dBuV dB/m dB dB dB cm deg 1 2410.00 107.60 ------ ------ 100.60 32.56 6.63 32.19 0.00 109 118 Peak 2 2482.00 83.89 ------ ------ 76.80 32.59 6.73 32.23 0.00 109 118 Peak 3 5248.00 101.96 ------ ------ 89.64 34.30 9.86 31.84 0.00 109 118 Peak
Avg	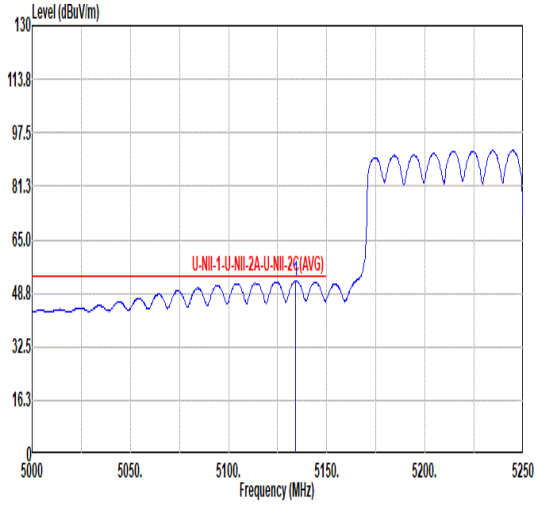 Freq Level Limit Line Over Limit Read Level Ant Factor Cable Loss Preamp Factor Aux Factor APos TPos Remark MHz dBuV/m dBuV/m dB dBuV dB/m dB dB dB cm deg 1 5134.25 52.56 54.00 -1.44 40.52 34.17 9.77 31.90 0.00 109 118 AVERAGE	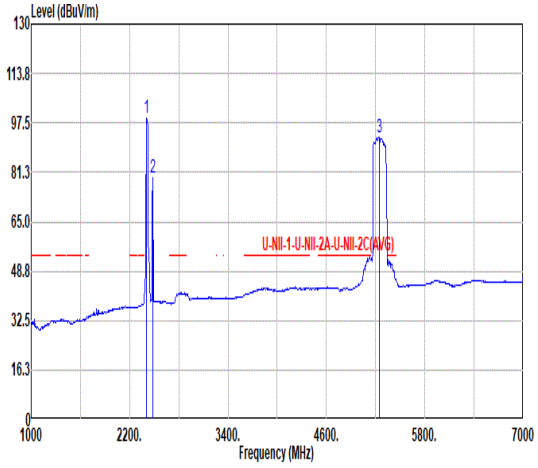 Freq Level Limit Line Over Limit Read Level Ant Factor Cable Loss Preamp Factor Aux Factor APos TPos Remark MHz dBuV/m dBuV/m dB dBuV dB/m dB dB dB cm deg 1 2410.00 99.24 ------ ------ 92.24 32.56 6.63 32.19 0.00 109 118 Average 2 2482.00 79.48 ------ ------ 72.39 32.59 6.73 32.23 0.00 109 118 Average 3 5242.00 92.69 ------ ------ 80.40 34.28 9.85 31.84 0.00 109 118 Average

Mode	Co-location 67	
	Co-location Band Edge	
	802.11ax HE160_CH50_5250MHz_Full	
ANT	CDD 8+10	
Pol.	Horizontal	Fundamental
Peak	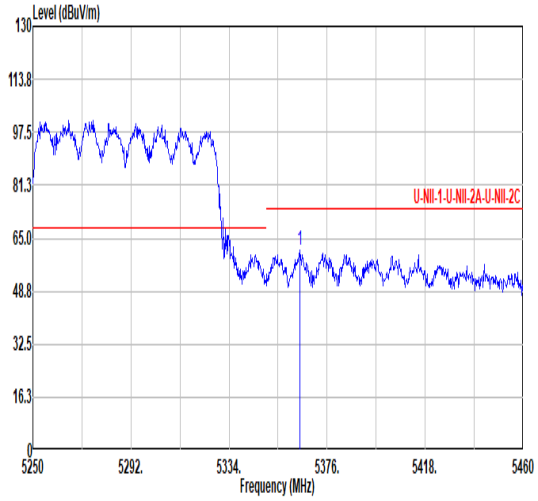 Freq Level Limit Line Over Limit Read Level Ant Factor Cable Loss Preamp Factor Aux Factor APos TPos Remark MHz dBuV/m dBuV/m dB dBuV dB/m dB dB dB cm deg 1 5364.45 61.22 74.00 -12.78 48.45 34.63 9.92 31.78 0.00 109 118 PEAK	Blank
Avg	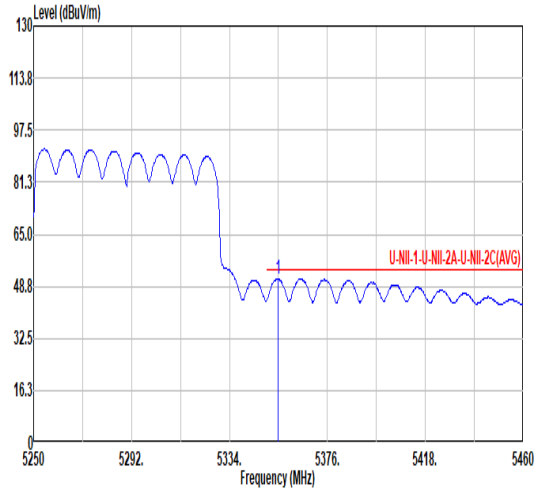 Freq Level Limit Line Over Limit Read Level Ant Factor Cable Loss Preamp Factor Aux Factor APos TPos Remark MHz dBuV/m dBuV/m dB dBuV dB/m dB dB dB cm deg 1 5354.79 51.05 54.00 -2.95 38.31 34.61 9.91 31.78 0.00 109 118 AVERAGE	Blank

Mode	Co-location 67	
	Co-location Band Edge	
	802.11ax HE160_CH50_5250MHz_Full	
ANT	CDD 8+10	
Pol.	Vertical	Fundamental
Peak	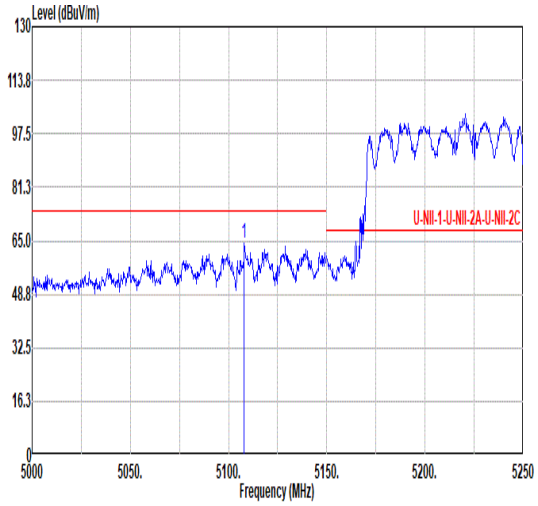 Freq Level Limit Line Over Limit Read Level Ant Factor Cable Loss Preamp Factor Aux Factor APos TPos Remark MHz dBuV/m dBuV/m dB dBuV dB/m dB dB dB cm deg 1 5108.00 64.40 74.00 -9.60 52.44 34.12 9.75 31.91 0.00 101 342 PEAK	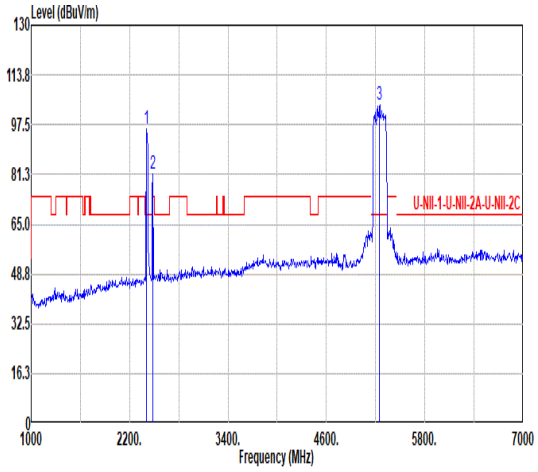 Freq Level Limit Line Over Limit Read Level Ant Factor Cable Loss Preamp Factor Aux Factor APos TPos Remark MHz dBuV/m dBuV/m dB dBuV dB/m dB dB dB cm deg 1 2410.00 95.97 ------ ------ 88.97 32.56 6.63 32.19 0.00 101 342 Peak 2 2482.00 81.32 ------ ------ 74.23 32.59 6.73 32.23 0.00 101 342 Peak 3 5250.00 103.93 ------ ------ 91.58 34.32 9.86 31.83 0.00 101 342 PEAK
Avg	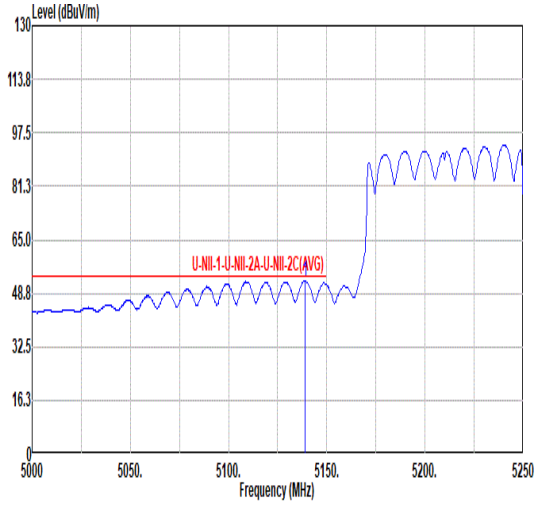 Freq Level Limit Line Over Limit Read Level Ant Factor Cable Loss Preamp Factor Aux Factor APos TPos Remark MHz dBuV/m dBuV/m dB dBuV dB/m dB dB dB cm deg 1 5138.75 52.52 54.00 -1.48 40.46 34.18 9.78 31.90 0.00 101 342 AVERAGE	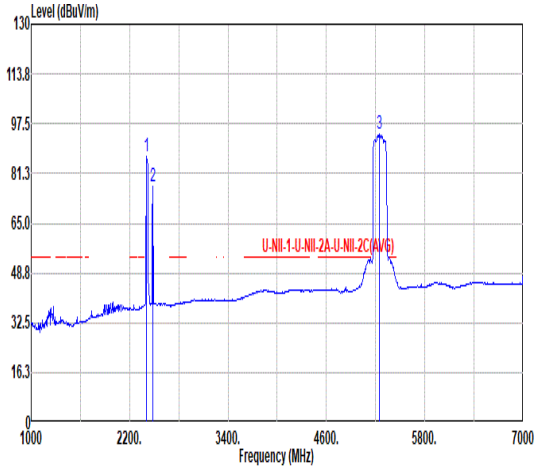 Freq Level Limit Line Over Limit Read Level Ant Factor Cable Loss Preamp Factor Aux Factor APos TPos Remark MHz dBuV/m dBuV/m dB dBuV dB/m dB dB dB cm deg 1 2410.00 86.73 ------ ------ 79.73 32.56 6.63 32.19 0.00 101 342 Average 2 2482.00 77.05 ------ ------ 69.96 32.59 6.73 32.23 0.00 101 342 Average 3 5250.00 94.23 ------ ------ 81.94 34.28 9.85 31.84 0.00 101 342 AVERAGE

Mode	Co-location 67	
	Co-location Band Edge	
	802.11ax HE160_CH50_5250MHz_Full	
ANT	CDD 8+10	
Pol.	Vertical	Fundamental
Peak	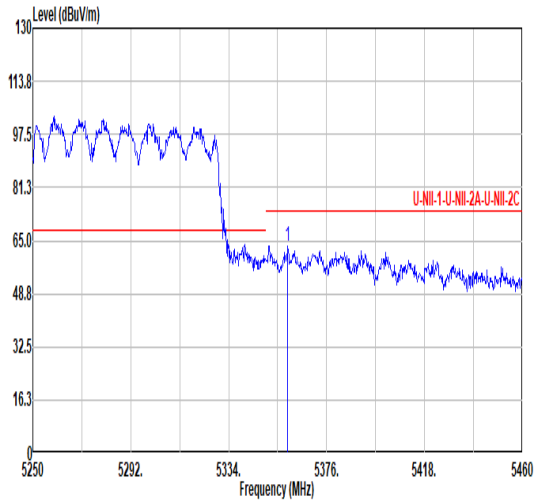 Freq Level Limit Line Over Limit Read Level Ant Factor Cable Loss Preamp Factor Aux Factor APos TPos Remark MHz dBuV/m dBuV/m dB dBuV dB/m dB dB dB cm deg 1 5359.41 63.51 74.00 -10.49 50.75 34.62 9.92 31.78 0.00 101 342 PEAK	Blank
Avg	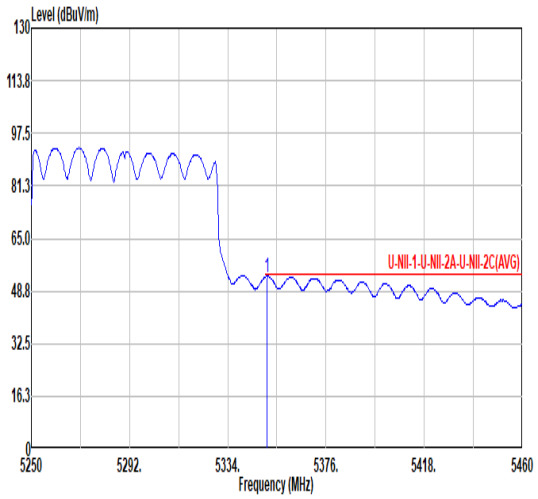 Freq Level Limit Line Over Limit Read Level Ant Factor Cable Loss Preamp Factor Aux Factor APos TPos Remark MHz dBuV/m dBuV/m dB dBuV dB/m dB dB dB cm deg 1 5350.80 52.97 54.00 -1.03 40.24 34.60 9.91 31.78 0.00 101 342 AVERAGE	Blank

Mode	Co-location 67	
	Co-location Harmonic	
	802.11ax HE160_CH50_5250MHz_Full	
ANT	CDD 8+10	
Pol.	Horizontal	Vertical
Peak Avg	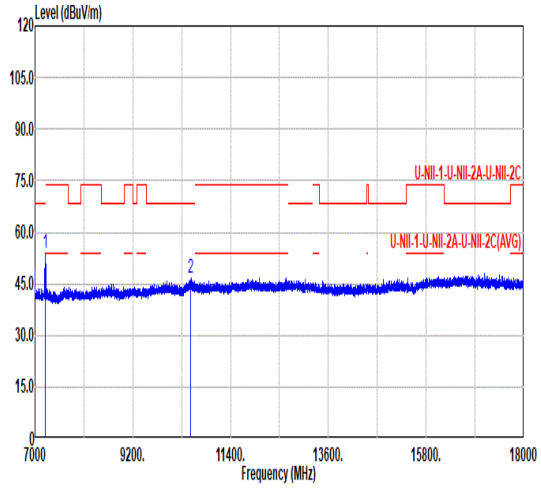 Freq Level Limit Line Over Limit Read Level Ant Factor Cable Loss Preamp Factor Aux Factor APos TPos Remark MHz dBuV/m dBuV/m dB dBuV dB/m dB dB dB cm deg 1 7234.30 53.74 68.20 -14.46 67.03 35.60 11.66 60.55 0.00 --- --- Peak 2 10500.00 46.51 68.20 -21.69 55.96 37.62 14.20 61.27 0.00 --- --- PEAK	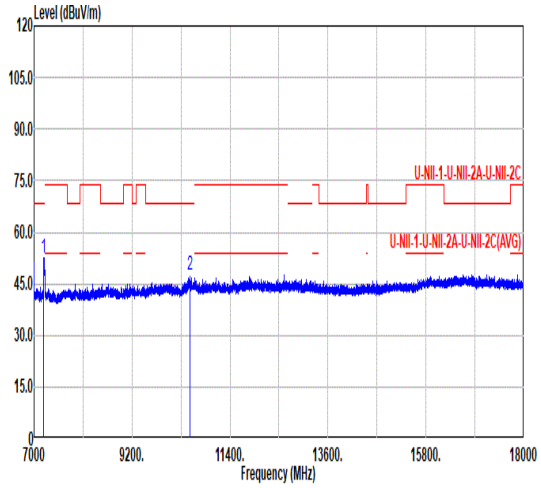 Freq Level Limit Line Over Limit Read Level Ant Factor Cable Loss Preamp Factor Aux Factor APos TPos Remark MHz dBuV/m dBuV/m dB dBuV dB/m dB dB dB cm deg 1 7217.80 52.64 68.20 -15.56 65.91 35.60 11.65 60.52 0.00 --- --- Peak 2 10500.00 47.34 68.20 -20.86 56.87 37.56 14.18 61.27 0.00 --- --- PEAK

Mode	Co-location 68	
	Co-location Band Edge	
	802.11g_CH01_2412MHz	
ANT	CDD 7+9	
Pol.	Horizontal	Fundamental
Peak	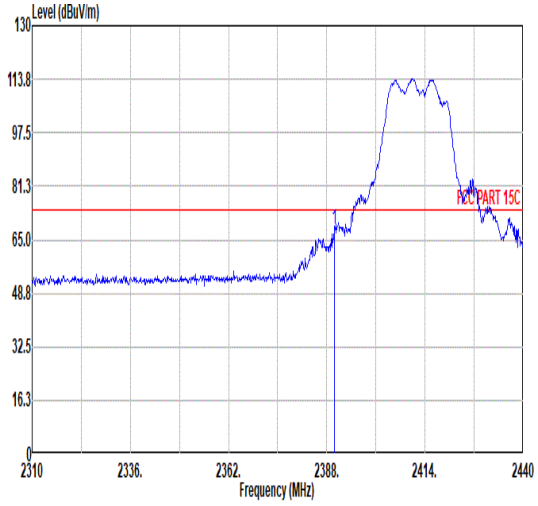 Freq Level Limit Line Over Limit Read Level Ant Factor Cable Loss Preamp Factor Aux Factor APos TPos Remark MHz dBuV/m dBuV/m dB dBuV dB/m dB dB dB cm deg 1 2389.95 68.42 74.00 -5.58 55.52 32.48 6.60 32.18 6.00 104 293 PEAK	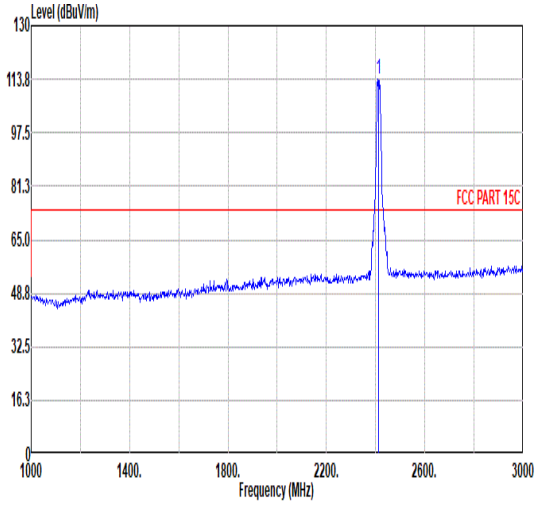 Freq Level Limit Line Over Limit Read Level Ant Factor Cable Loss Preamp Factor Aux Factor APos TPos Remark MHz dBuV/m dBuV/m dB dBuV dB/m dB dB dB cm deg 1 2412.00 113.69 ------ ------ 100.69 32.56 6.63 32.19 6.00 104 293 PEAK
Avg	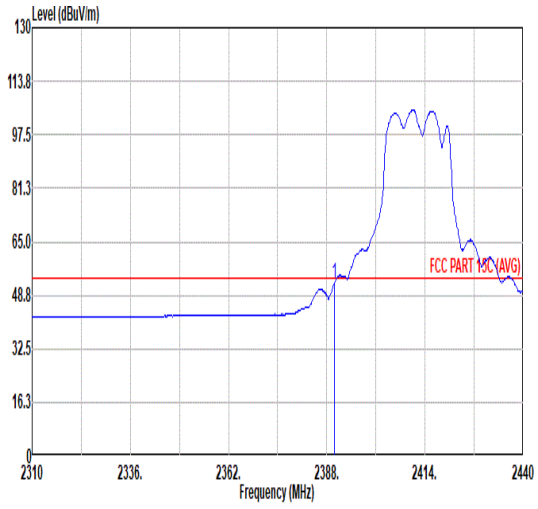 Freq Level Limit Line Over Limit Read Level Ant Factor Cable Loss Preamp Factor Aux Factor APos TPos Remark MHz dBuV/m dBuV/m dB dBuV dB/m dB dB dB cm deg 1 2389.95 52.27 54.00 -1.73 39.37 32.48 6.60 32.18 6.00 104 293 AVERAGE	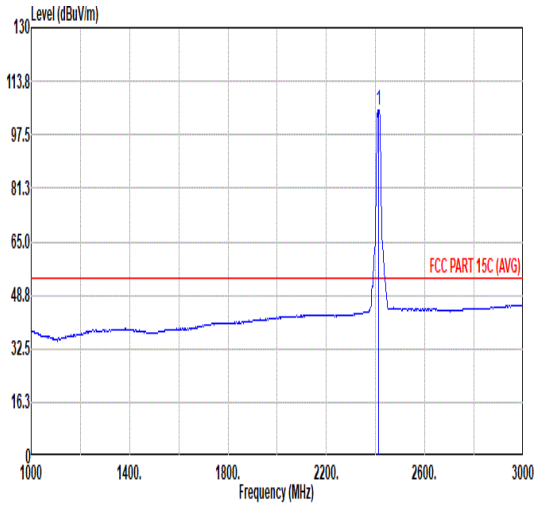 Freq Level Limit Line Over Limit Read Level Ant Factor Cable Loss Preamp Factor Aux Factor APos TPos Remark MHz dBuV/m dBuV/m dB dBuV dB/m dB dB dB cm deg 1 2412.00 105.06 ------ ------ 92.06 32.56 6.63 32.19 6.00 104 293 AVERAGE

Mode	Co-location 68	
	Co-location Band Edge	
	802.11g_CH01_2412MHz	
ANT	CDD 7+9	
Pol.	Vertical	Fundamental
Peak	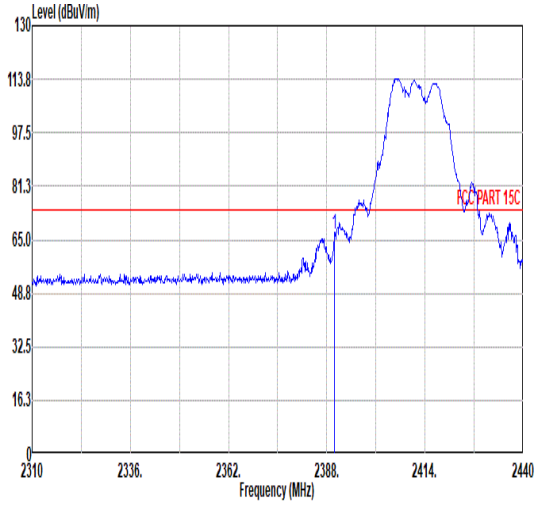 Freq Level Limit Line Over Limit Read Level Ant Factor Cable Loss Preamp Factor Aux Factor APos TPos Remark MHz dBuV/m dBuV/m dB dBuV dB/m dB dB dB cm deg 1 2389.95 66.49 74.00 -7.51 53.59 32.48 6.60 32.18 6.00 391 44 PEAK	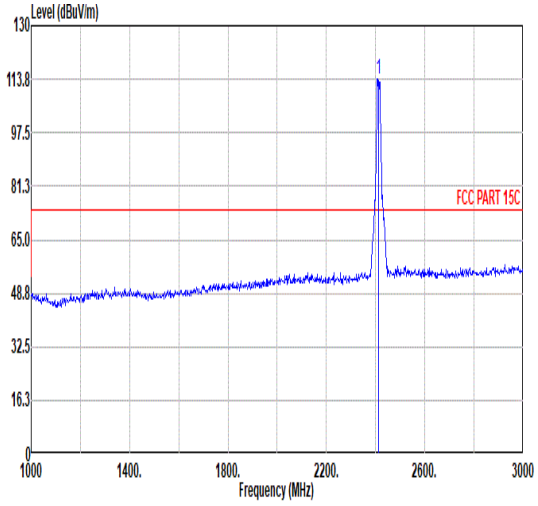 Freq Level Limit Line Over Limit Read Level Ant Factor Cable Loss Preamp Factor Aux Factor APos TPos Remark MHz dBuV/m dBuV/m dB dBuV dB/m dB dB dB cm deg 1 2412.00 114.04 ------ ------ 101.03 32.57 6.63 32.19 6.00 391 44 PEAK
Avg	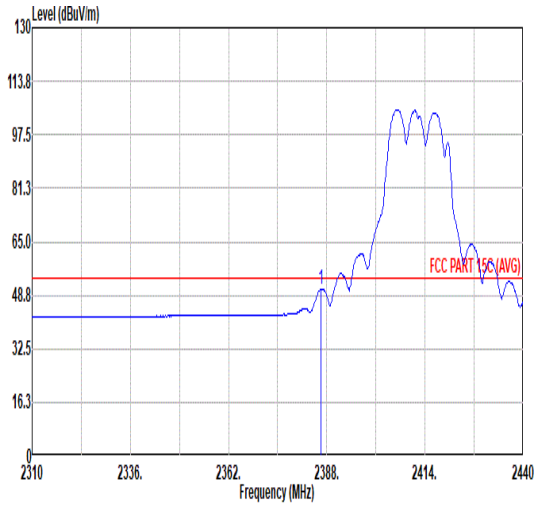 Freq Level Limit Line Over Limit Read Level Ant Factor Cable Loss Preamp Factor Aux Factor APos TPos Remark MHz dBuV/m dBuV/m dB dBuV dB/m dB dB dB cm deg 1 2386.44 50.65 54.00 -3.35 37.79 32.44 6.60 32.18 6.00 391 44 AVERAGE	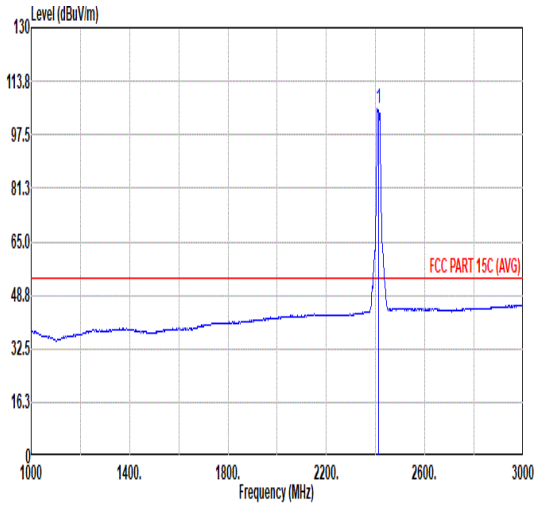 Freq Level Limit Line Over Limit Read Level Ant Factor Cable Loss Preamp Factor Aux Factor APos TPos Remark MHz dBuV/m dBuV/m dB dBuV dB/m dB dB dB cm deg 1 2412.00 105.23 ------ ------ 92.20 32.58 6.63 32.18 6.00 391 44 AVERAGE

Mode	Co-location 68	
	Co-location Harmonic	
	802.11g_CH01_2412MHz	
ANT	CDD 7+9	
Pol.	Horizontal	Vertical
Peak Avg	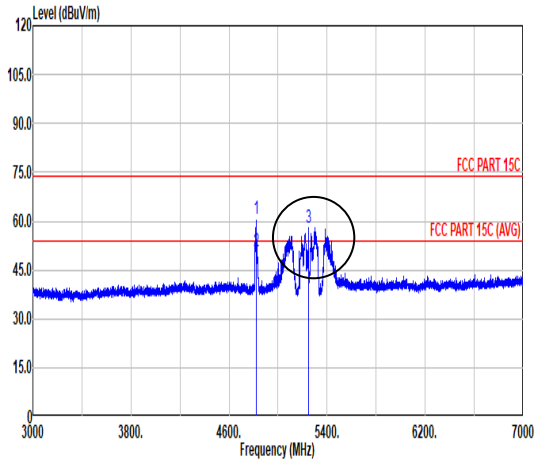 Freq Level Limit Line Over Limit Read Level Ant Factor Cable Loss Preamp Factor Aux Factor APos TPos Remark MHz dBuV/m dBuV/m dB dBuV dB/m dB dB dB cm deg 1 4824.00 60.48 74.00 -13.52 78.08 34.20 9.47 61.27 0.00 115 121 PEAK 2 4824.00 50.56 54.00 -3.44 68.17 34.20 9.46 61.27 0.00 115 121 AVERAGE 3 5250.00 57.88 74.00 -16.12 74.59 34.30 9.86 60.87 0.00 --- --- Peak	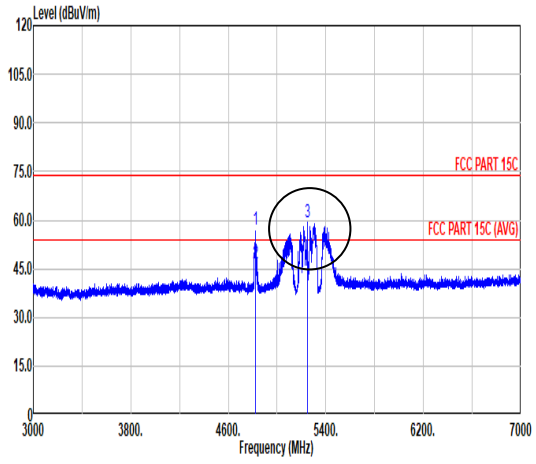 Freq Level Limit Line Over Limit Read Level Ant Factor Cable Loss Preamp Factor Aux Factor APos TPos Remark MHz dBuV/m dBuV/m dB dBuV dB/m dB dB dB cm deg 1 4824.00 57.23 74.00 -16.77 74.83 34.20 9.47 61.27 0.00 106 336 PEAK 2 4824.00 46.65 54.00 -7.35 64.26 34.20 9.46 61.27 0.00 106 336 AVERAGE 3 5250.00 59.10 74.00 -14.90 75.81 34.30 9.86 60.87 0.00 --- --- Peak

Note: #3 is co-location of WLAN 5G HE160_CH50 fundamental signals.

Mode	Co-location 68
	Co-location Band Edge
	802.11ax HE160_CH50_5250MHz_Full
ANT	CDD 8+10

Pol.	Horizontal	Fundamental
Peak	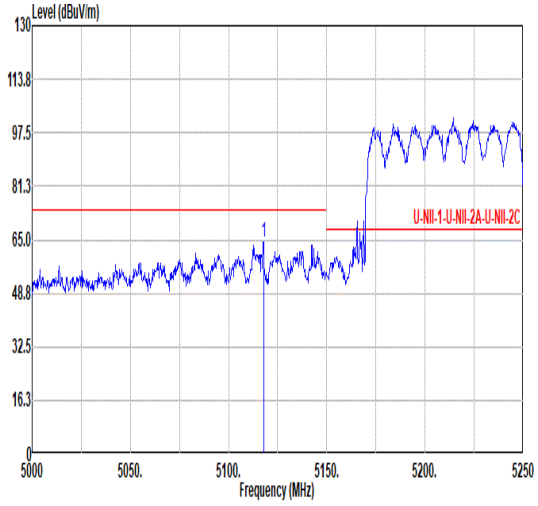 Freq Level Limit Line Over Limit Read Level Ant Factor Cable Loss Preamp Factor Aux Factor APos TPos Remark MHz dBuV/m dBuV/m dB dBuV dB/m dB dB dB cm deg 1 5117.75 64.11 74.00 -9.89 52.12 34.14 9.76 31.91 0.00 106 118 PEAK	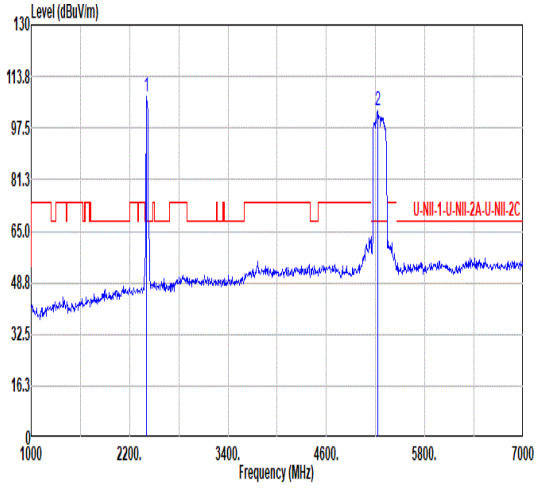 Freq Level Limit Line Over Limit Read Level Ant Factor Cable Loss Preamp Factor Aux Factor APos TPos Remark MHz dBuV/m dBuV/m dB dBuV dB/m dB dB dB cm deg 1 2410.00 107.46 ------ ------ 100.46 32.56 6.63 32.19 0.00 106 118 Peak 2 5224.00 103.05 ------ ------ 90.81 34.25 9.84 31.85 0.00 106 118 Peak
Avg	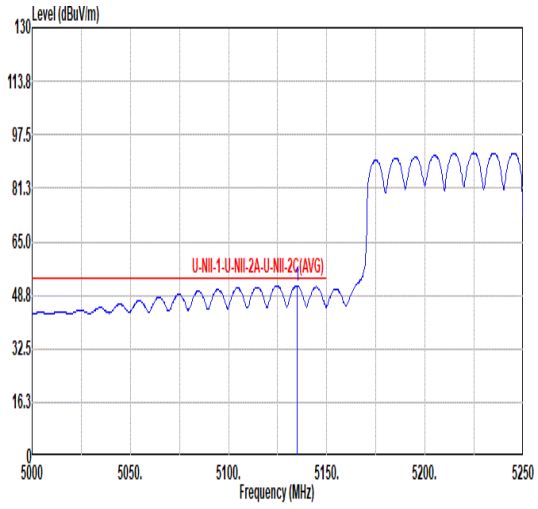 Freq Level Limit Line Over Limit Read Level Ant Factor Cable Loss Preamp Factor Aux Factor APos TPos Remark MHz dBuV/m dBuV/m dB dBuV dB/m dB dB dB cm deg 1 5135.00 51.67 54.00 -2.33 39.63 34.17 9.77 31.90 0.00 106 118 AVERAGE	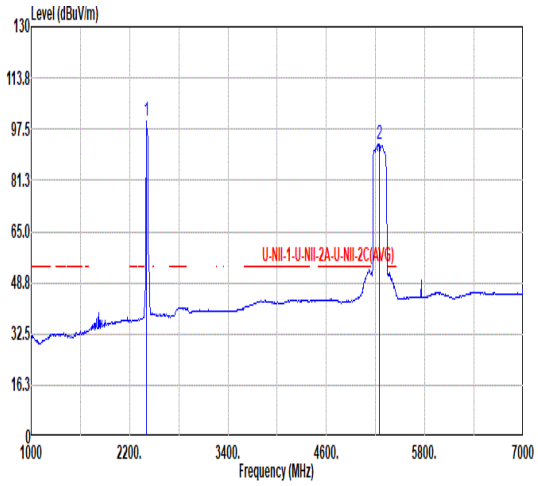 Freq Level Limit Line Over Limit Read Level Ant Factor Cable Loss Preamp Factor Aux Factor APos TPos Remark MHz dBuV/m dBuV/m dB dBuV dB/m dB dB dB cm deg 1 2404.00 99.84 ------ ------ 92.82 32.58 6.62 32.18 0.00 106 118 Average 2 5242.00 92.64 ------ ------ 80.35 34.28 9.85 31.84 0.00 106 118 Average

Mode	Co-location 68	
	Co-location Band Edge	
	802.11ax HE160_CH50_5250MHz_Full	
ANT	CDD 8+10	
Pol.	Horizontal	Fundamental
Peak	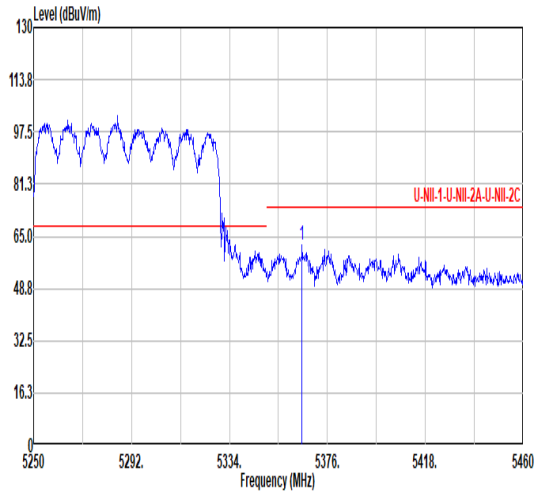 Freq Level Limit Line Over Limit Read Level Ant Factor Cable Loss Preamp Factor Aux Factor APos TPos Remark MHz dBuV/m dBuV/m dB dBuV dB/m dB dB dB cm deg 1 5365.08 62.28 74.00 -11.72 49.51 34.63 9.92 31.78 0.00 106 118 PEAK	Blank
Avg	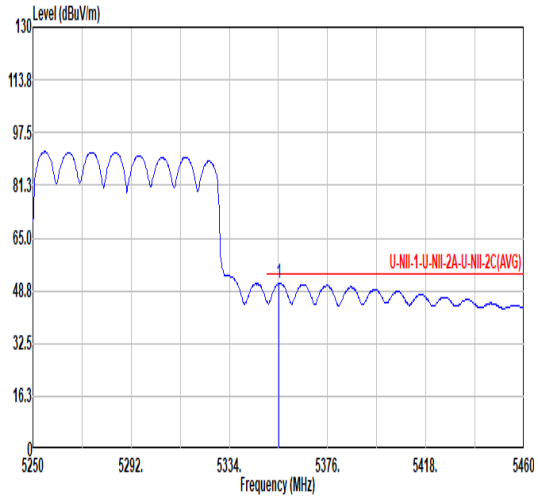 Freq Level Limit Line Over Limit Read Level Ant Factor Cable Loss Preamp Factor Aux Factor APos TPos Remark MHz dBuV/m dBuV/m dB dBuV dB/m dB dB dB cm deg 1 5355.21 51.04 54.00 -2.96 38.30 34.61 9.91 31.78 0.00 106 118 AVERAGE	Blank

Mode	Co-location 68
	Co-location Band Edge
	802.11ax HE160_CH50_5250MHz_Full
ANT	CDD 8+10

Pol.	Vertical	Fundamental
Peak	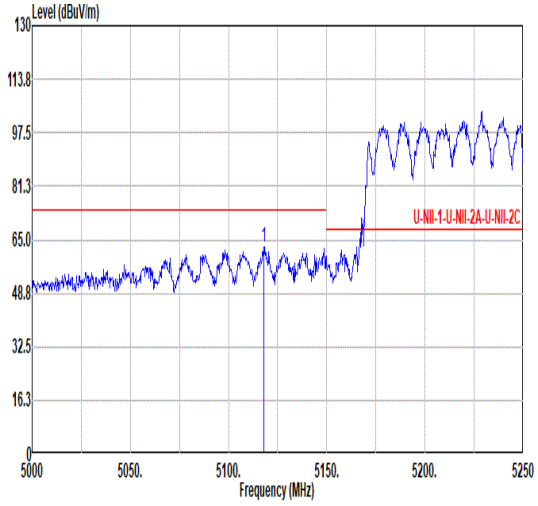 Freq Level Limit Line Over Limit Read Level Ant Factor Cable Loss Preamp Factor Aux Factor APos TPos Remark MHz dBuV/m dBuV/m dB dBuV dB/m dB dB dB cm deg 1 5118.00 62.96 74.00 -11.04 50.97 34.14 9.76 31.91 0.00 100 352 PEAK	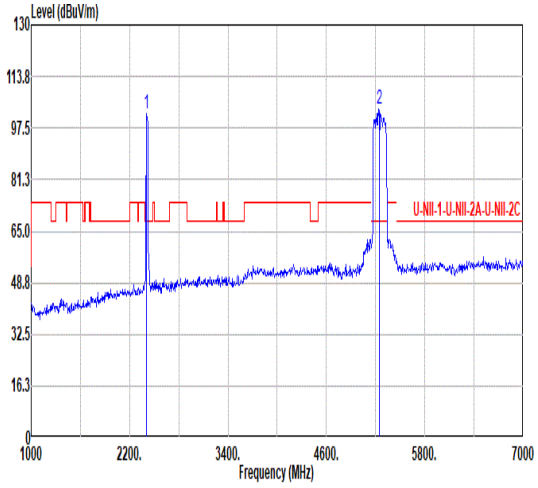 Freq Level Limit Line Over Limit Read Level Ant Factor Cable Loss Preamp Factor Aux Factor APos TPos Remark MHz dBuV/m dBuV/m dB dBuV dB/m dB dB dB cm deg 1 2410.00 101.87 ------ ------ 94.87 32.56 6.63 32.19 0.00 100 352 Peak 2 5250.00 103.48 ------ ------ 91.20 34.27 9.85 31.84 0.00 100 352 PEAK
Avg	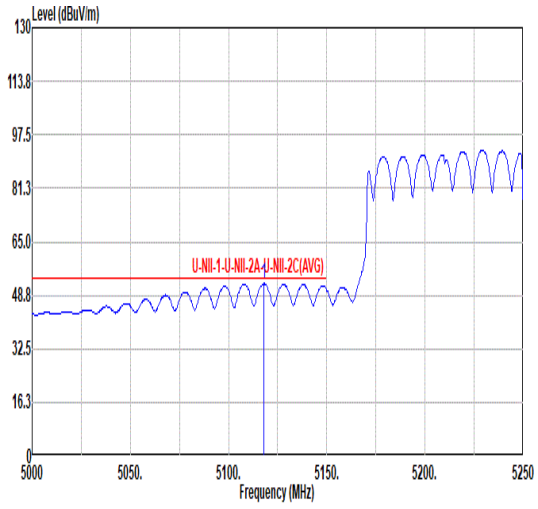 Freq Level Limit Line Over Limit Read Level Ant Factor Cable Loss Preamp Factor Aux Factor APos TPos Remark MHz dBuV/m dBuV/m dB dBuV dB/m dB dB dB cm deg 1 5118.00 52.28 54.00 -1.72 40.29 34.14 9.76 31.91 0.00 100 352 AVERAGE	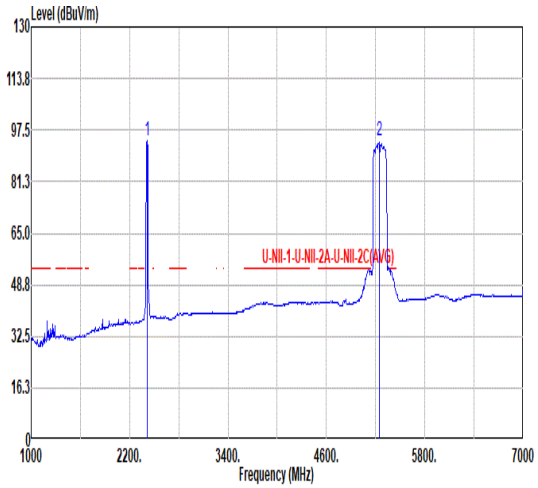 Freq Level Limit Line Over Limit Read Level Ant Factor Cable Loss Preamp Factor Aux Factor APos TPos Remark MHz dBuV/m dBuV/m dB dBuV dB/m dB dB dB cm deg 1 2416.00 94.12 ------ ------ 87.13 32.54 6.64 32.19 0.00 100 352 Average 2 5250.00 94.12 ------ ------ 87.13 32.54 6.64 32.19 0.00 100 352 AVERAGE

Mode	Co-location 68	
	Co-location Band Edge	
	802.11ax HE160_CH50_5250MHz_Full	
ANT	CDD 8+10	
Pol.	Vertical	Fundamental
Peak	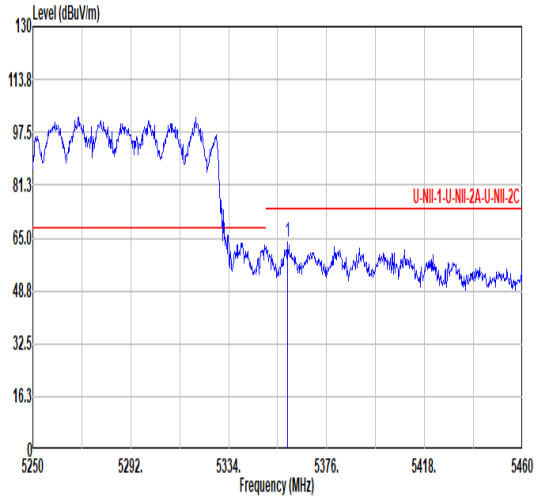 Freq Level Limit Line Over Limit Read Level Ant Factor Cable Loss Preamp Factor Aux Factor APos TPos Remark MHz dBuV/m dBuV/m dB dBuV dB/m dB dB dB cm deg 1 5359.20 63.97 74.00 -10.03 51.21 34.62 9.92 31.78 0.00 100 352 PEAK	Blank
Avg	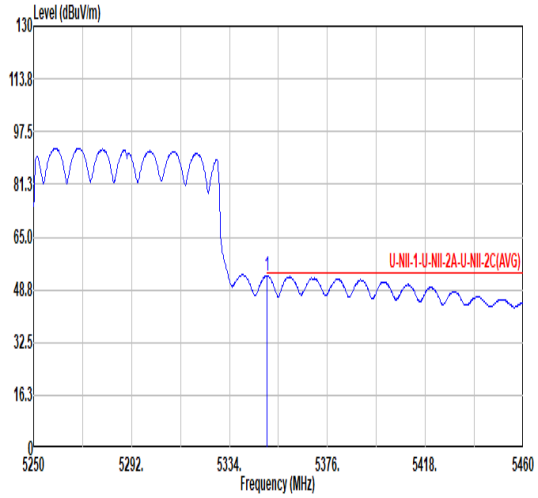 Freq Level Limit Line Over Limit Read Level Ant Factor Cable Loss Preamp Factor Aux Factor APos TPos Remark MHz dBuV/m dBuV/m dB dBuV dB/m dB dB dB cm deg 1 5350.17 52.93 54.00 -1.07 40.20 34.60 9.91 31.78 0.00 100 352 AVERAGE	Blank

Mode	Co-location 68	
	Co-location Harmonic	
	802.11ax HE160_CH50_5250MHz_Full	
ANT	CDD 8+10	
Pol.	Horizontal	Vertical
Peak Avg	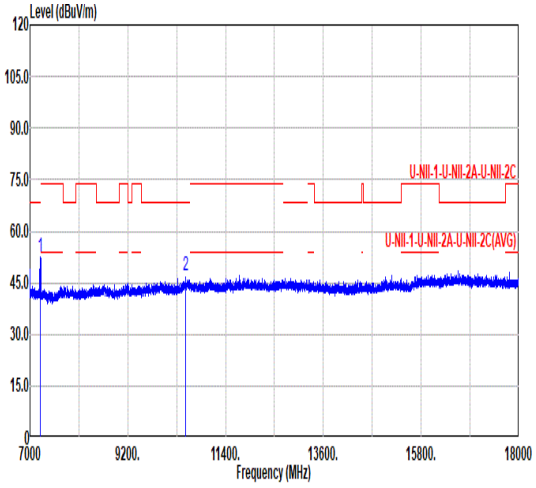 Freq Level Limit Line Over Limit Read Level Ant Factor Cable Loss Preamp Factor Aux Factor APos TPos Remark MHz dBuV/m dBuV/m dB dBuV dB/m dB dB dB cm deg 1 7229.90 52.32 68.20 -15.88 65.60 35.60 11.66 60.54 0.00 --- --- Peak 2 10500.00 46.96 68.20 -21.24 56.46 37.59 14.18 61.27 0.00 --- --- PEAK	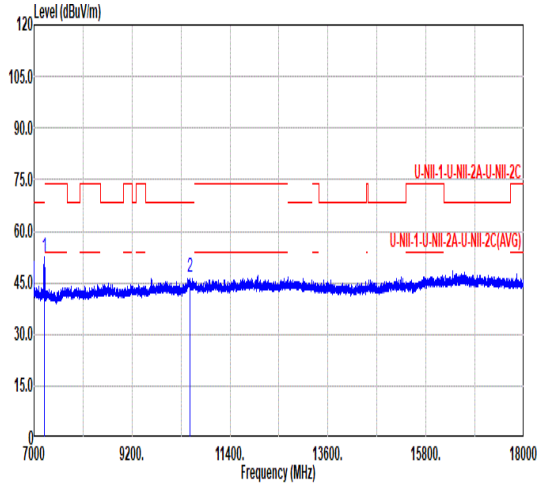 Freq Level Limit Line Over Limit Read Level Ant Factor Cable Loss Preamp Factor Aux Factor APos TPos Remark MHz dBuV/m dBuV/m dB dBuV dB/m dB dB dB cm deg 1 7224.40 52.56 68.20 -15.64 65.83 35.60 11.66 60.53 0.00 --- --- Peak 2 10500.00 46.63 68.20 -21.57 56.06 37.64 14.20 61.27 0.00 --- --- PEAK

Mode	Co-location 69
	Co-location Band Edge
	802.11g_CH01_2412MHz
ANT	9

Pol.	Horizontal	Fundamental
Peak	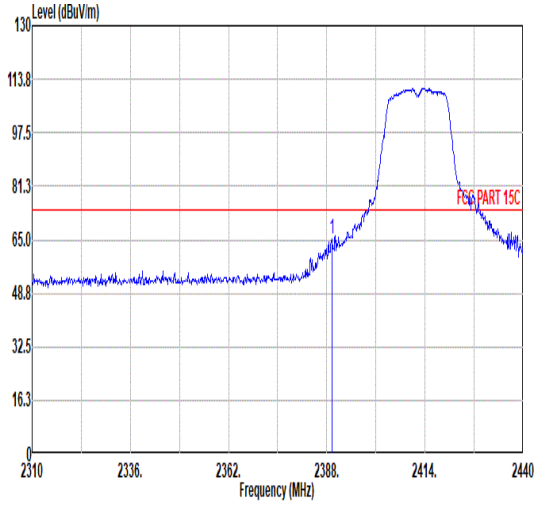 Freq Level Limit Line Over Limit Read Level Ant Factor Cable Loss Preamp Factor Aux Factor APos TPos Remark MHz dBuV/m dBuV/m dB dBuV dB/m dB dB dB cm deg 1 2389.30 65.36 74.00 -8.64 52.47 32.47 6.60 32.18 6.00 111 99 PEAK	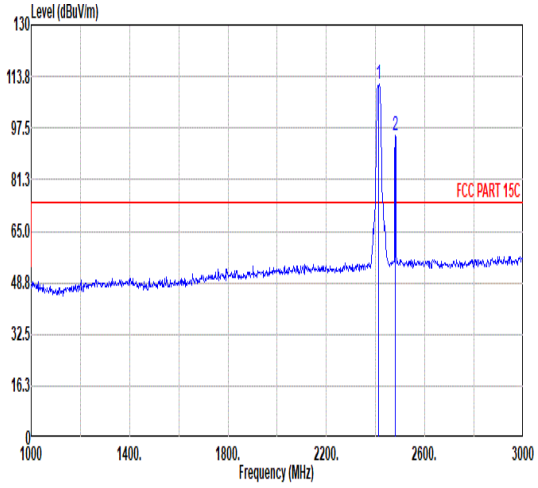 Freq Level Limit Line Over Limit Read Level Ant Factor Cable Loss Preamp Factor Aux Factor APos TPos Remark MHz dBuV/m dBuV/m dB dBuV dB/m dB dB dB cm deg 1 2412.00 111.22 ------ ------ 98.23 32.54 6.64 32.19 6.00 111 99 PEAK 2 2480.00 95.40 ------ ------ 82.32 32.58 6.73 32.23 6.00 111 99 Peak
Avg	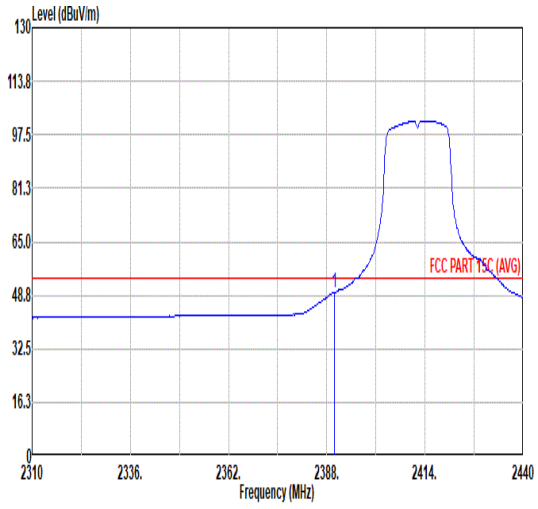 Freq Level Limit Line Over Limit Read Level Ant Factor Cable Loss Preamp Factor Aux Factor APos TPos Remark MHz dBuV/m dBuV/m dB dBuV dB/m dB dB dB cm deg 1 2389.95 49.48 54.00 -4.52 36.58 32.48 6.60 32.18 6.00 111 99 AVERAGE	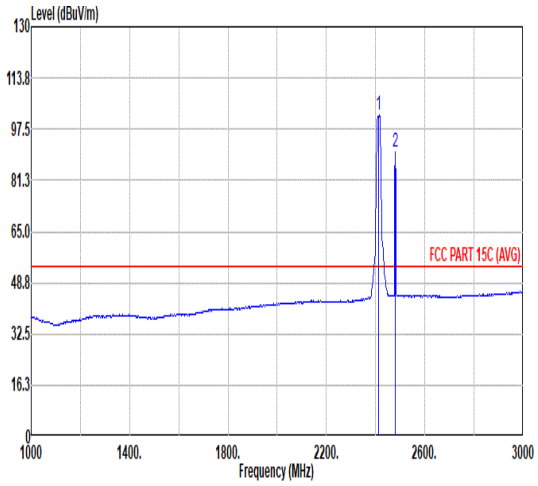 Freq Level Limit Line Over Limit Read Level Ant Factor Cable Loss Preamp Factor Aux Factor APos TPos Remark MHz dBuV/m dBuV/m dB dBuV dB/m dB dB dB cm deg 1 2412.00 101.92 ------ ------ 88.93 32.54 6.64 32.19 6.00 111 99 AVERAGE 2 2480.00 90.50 ------ ------ 77.42 32.58 6.73 32.23 6.00 111 99 Average

Mode	Co-location 69
	Co-location Band Edge
	802.11g_CH01_2412MHz
ANT	9

Pol.	Vertical	Fundamental
Peak	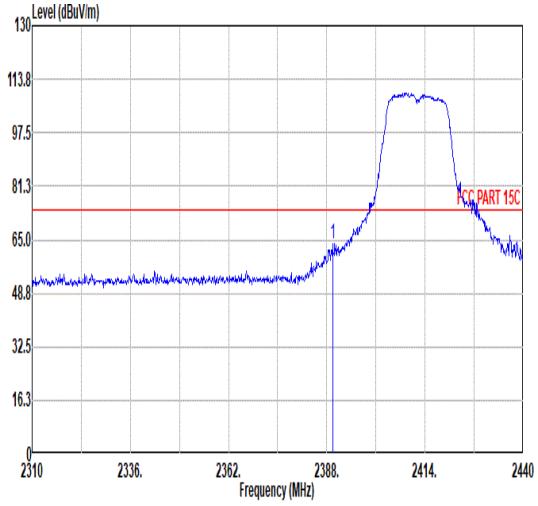 Freq Level Limit Line Over Limit Read Level Ant Factor Cable Loss Preamp Factor Aux Factor APos TPos Remark MHz dBuV/m dBuV/m dB dBuV dB/m dB dB dB cm deg 1 2389.56 63.60 74.00 -10.40 50.71 32.47 6.60 32.18 6.00 383 43 PEAK	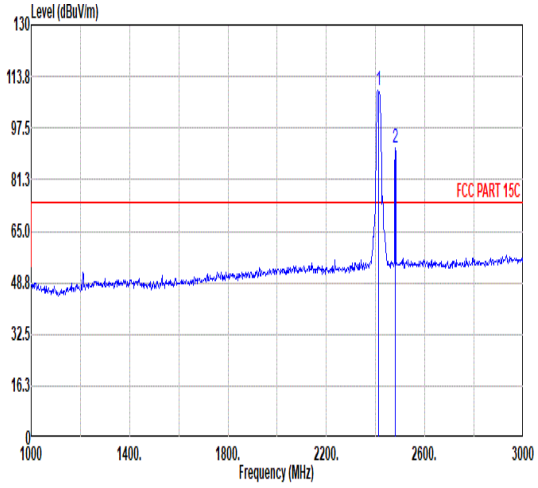 Freq Level Limit Line Over Limit Read Level Ant Factor Cable Loss Preamp Factor Aux Factor APos TPos Remark MHz dBuV/m dBuV/m dB dBuV dB/m dB dB dB cm deg 1 2412.00 109.54 ------ ------ 96.53 32.57 6.63 32.19 6.00 383 43 PEAK 2 2480.00 91.01 ------ ------ 77.93 32.58 6.73 32.23 6.00 383 43 Peak
Avg	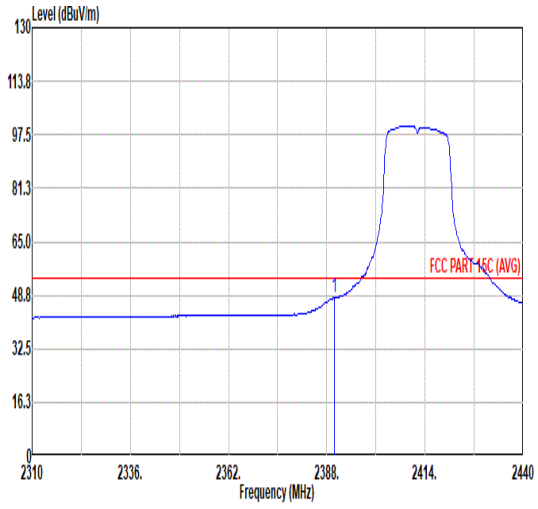 Freq Level Limit Line Over Limit Read Level Ant Factor Cable Loss Preamp Factor Aux Factor APos TPos Remark MHz dBuV/m dBuV/m dB dBuV dB/m dB dB dB cm deg 1 2389.95 47.91 54.00 -6.09 35.01 32.48 6.60 32.18 6.00 383 43 AVERAGE	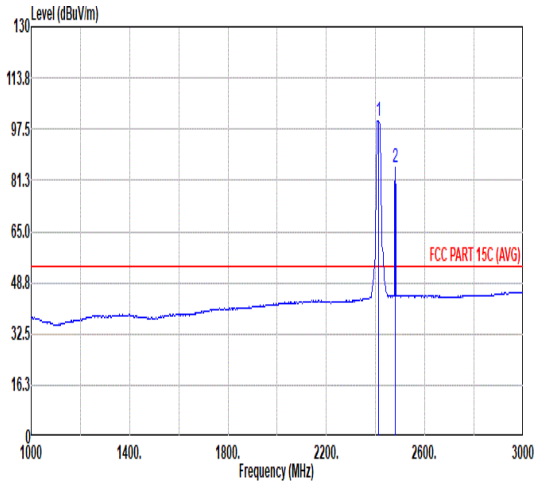 Freq Level Limit Line Over Limit Read Level Ant Factor Cable Loss Preamp Factor Aux Factor APos TPos Remark MHz dBuV/m dBuV/m dB dBuV dB/m dB dB dB cm deg 1 2412.00 100.27 ------ ------ 87.26 32.57 6.63 32.19 6.00 383 43 AVERAGE 2 2480.00 85.52 ------ ------ 72.44 32.58 6.73 32.23 6.00 383 43 Average

Mode	Co-location 69	
	Co-location Harmonic	
	802.11g_CH01_2412MHz	
ANT	9	
Pol.	Horizontal	Vertical
Peak Avg	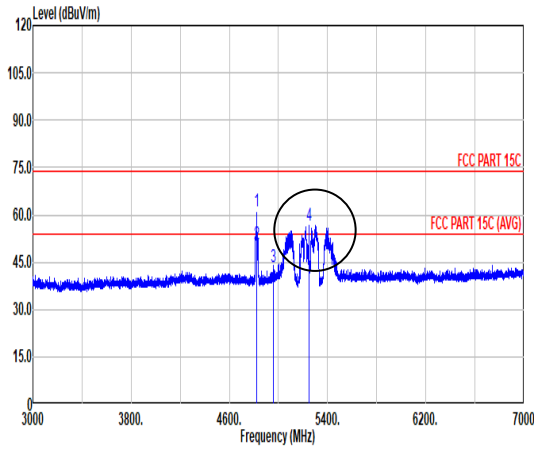 Freq Level Limit Line Over Limit Read Level Ant Factor Cable Loss Preamp Factor Aux Factor APos TPos Remark MHz dBuV/m dBuV/m dB dBuV dB/m dB dB dB cm deg 1 4824.00 61.24 74.00 -12.76 78.84 34.20 9.47 61.27 0.00 102 122 PEAK 2 4824.00 50.60 54.00 -3.40 68.21 34.20 9.46 61.27 0.00 102 122 AVERAGE 3 4960.00 43.50 74.00 -30.50 61.05 34.00 9.61 61.16 0.00 --- --- Peak 4 5250.00 56.67 74.00 -17.33 73.38 34.30 9.86 60.87 0.00 --- --- Peak	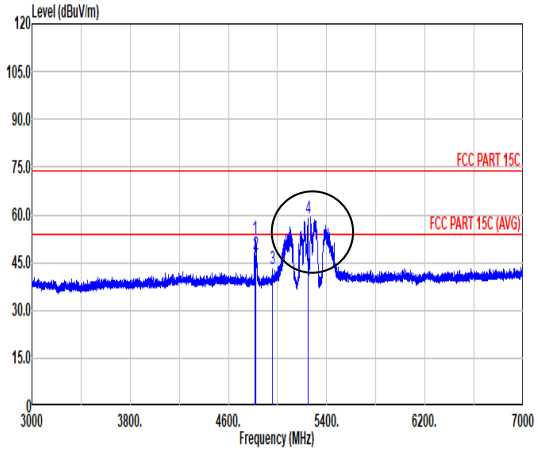 Freq Level Limit Line Over Limit Read Level Ant Factor Cable Loss Preamp Factor Aux Factor APos TPos Remark MHz dBuV/m dBuV/m dB dBuV dB/m dB dB dB cm deg 1 4816.00 52.37 74.00 -21.63 69.98 34.20 9.46 61.27 0.00 300 159 Peak 2 4824.00 47.76 54.00 -6.24 65.36 34.20 9.47 61.27 0.00 300 159 Average 3 4960.00 42.88 74.00 -31.12 60.43 34.00 9.61 61.16 0.00 --- --- Peak 4 5250.00 58.76 74.00 -15.24 75.47 34.30 9.86 60.87 0.00 --- --- Peak

Note: #4 is co-location of WLAN 5G HE160_CH50 fundamental signals.

Mode	Co-location 69	
	Co-location Band Edge	
	2400-2483.5_Bluetooth-LE_GSFK_CH39_2480MHz	
ANT	7	
Pol.	Horizontal	Fundamental
Peak	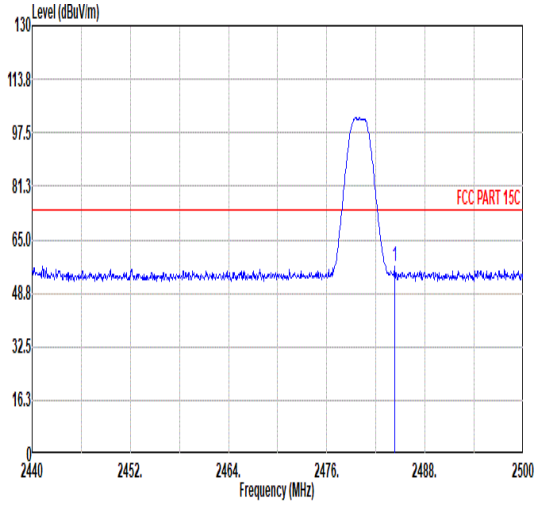 Freq Level Limit Line Over Limit Read Level Ant Factor Cable Loss Preamp Factor Aux Factor APos TPos Remark MHz dBuV/m dBuV/m dB dBuV dB/m dB dB dB cm deg 1 2484.34 56.85 74.00 -17.15 43.74 32.61 6.73 32.23 6.00 300 310 PEAK	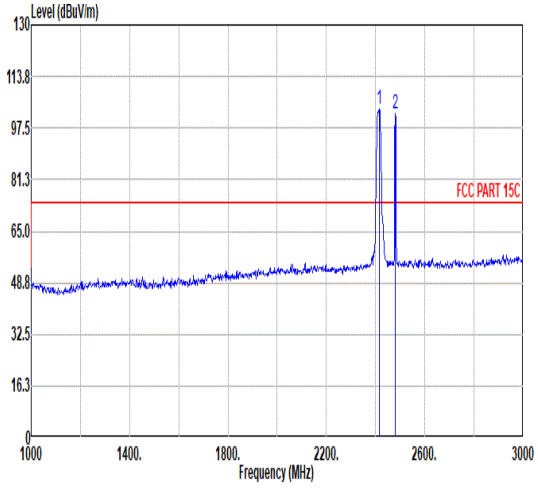 Freq Level Limit Line Over Limit Read Level Ant Factor Cable Loss Preamp Factor Aux Factor APos TPos Remark MHz dBuV/m dBuV/m dB dBuV dB/m dB dB dB cm deg 1 2414.00 103.43 ------ ------ 90.44 32.54 6.64 32.19 6.00 300 310 Peak 2 2480.00 102.11 ------ ------ 89.03 32.58 6.73 32.23 6.00 300 310 Peak
Avg	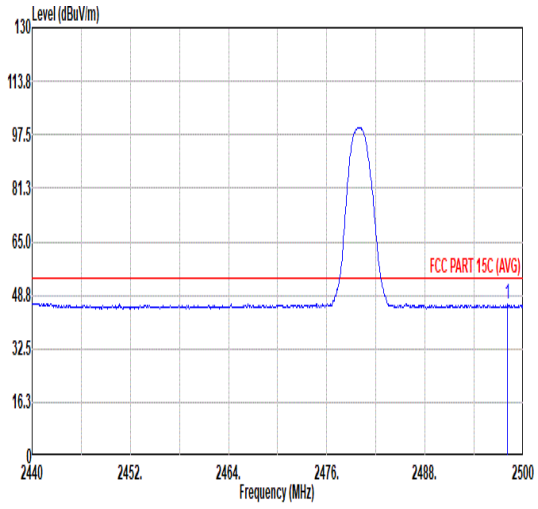 Freq Level Limit Line Over Limit Read Level Ant Factor Cable Loss Preamp Factor Aux Factor APos TPos Remark MHz dBuV/m dBuV/m dB dBuV dB/m dB dB dB cm deg 1 2498.08 46.11 54.00 -7.89 32.91 32.69 6.75 32.24 6.00 300 310 AVERAGE	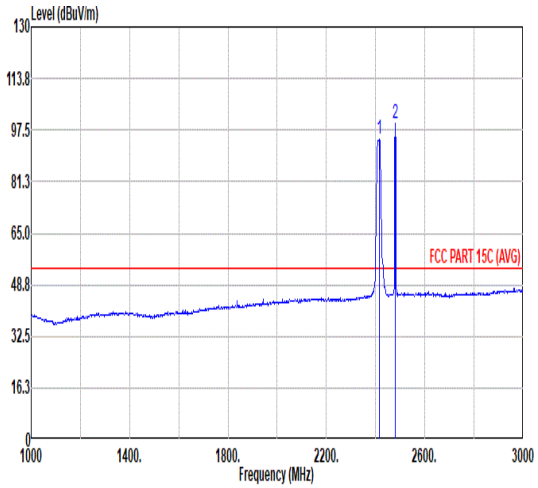 Freq Level Limit Line Over Limit Read Level Ant Factor Cable Loss Preamp Factor Aux Factor APos TPos Remark MHz dBuV/m dBuV/m dB dBuV dB/m dB dB dB cm deg 1 2414.00 94.91 ------ ------ 81.92 32.54 6.64 32.19 6.00 300 310 Average 2 2480.00 99.76 ------ ------ 86.68 32.58 6.73 32.23 6.00 300 310 AVERAGE

Mode	Co-location 69	
	Co-location Band Edge	
	2400-2483.5_Bluetooth-LE_GSFK_CH39_2480MHz	
ANT	7	
Pol.	Vertical	Fundamental
Peak	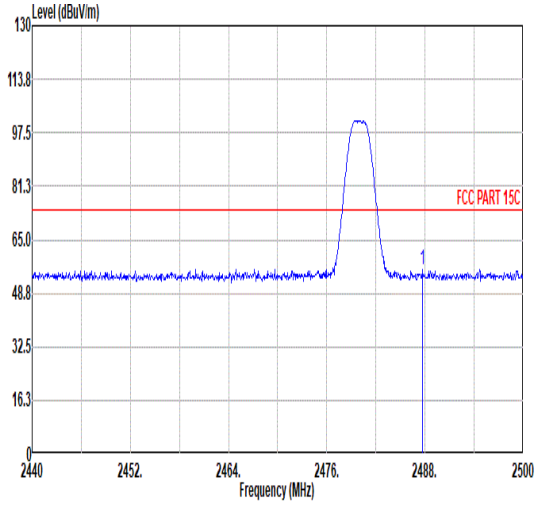 Freq Level Limit Line Over Limit Read Level Ant Factor Cable Loss Preamp Factor Aux Factor APos TPos Remark MHz dBuV/m dBuV/m dB dBuV dB/m dB dB dB cm deg 1 2487.70 56.11 74.00 -17.89 42.98 32.63 6.74 32.24 6.00 394 340 PEAK	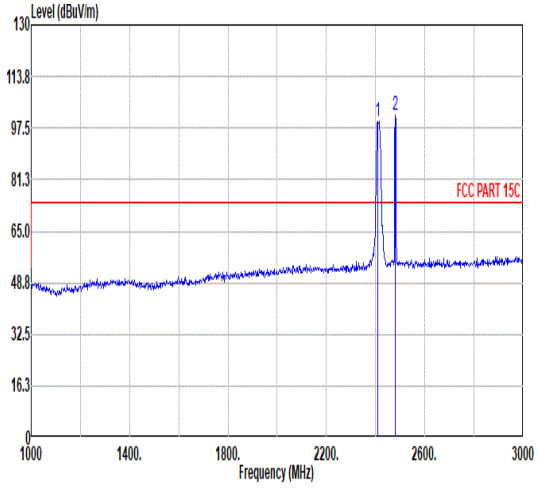 Freq Level Limit Line Over Limit Read Level Ant Factor Cable Loss Preamp Factor Aux Factor APos TPos Remark MHz dBuV/m dBuV/m dB dBuV dB/m dB dB dB cm deg 1 2410.00 99.65 ------ ------ 86.65 32.56 6.63 32.19 6.00 394 340 Peak 2 2480.00 101.33 ------ ------ 88.25 32.58 6.73 32.23 6.00 394 340 PEAK
Avg	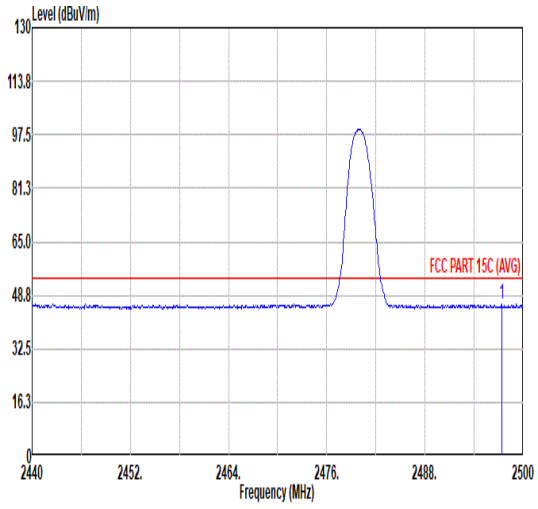 Freq Level Limit Line Over Limit Read Level Ant Factor Cable Loss Preamp Factor Aux Factor APos TPos Remark MHz dBuV/m dBuV/m dB dBuV dB/m dB dB dB cm deg 1 2497.36 46.02 54.00 -7.98 32.83 32.68 6.75 32.24 6.00 394 340 AVERAGE	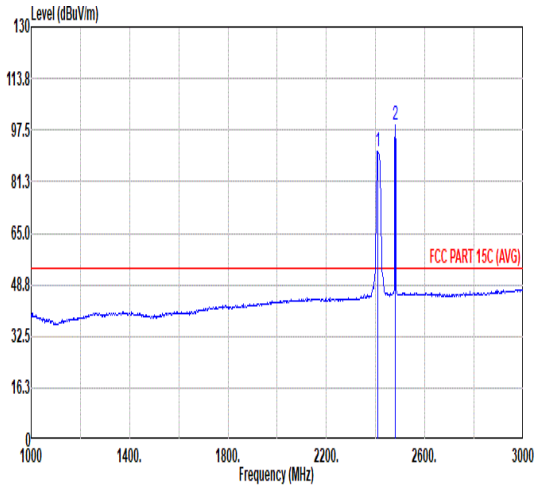 Freq Level Limit Line Over Limit Read Level Ant Factor Cable Loss Preamp Factor Aux Factor APos TPos Remark MHz dBuV/m dBuV/m dB dBuV dB/m dB dB dB cm deg 1 2408.00 90.88 ------ ------ 77.87 32.57 6.63 32.19 6.00 394 340 Average 2 2480.00 98.99 ------ ------ 85.91 32.58 6.73 32.23 6.00 394 340 AVERAGE

Mode	Co-location 69	
	Co-location Band Edge	
	802.11ax HE160_CH50_5250MHz_Full	
ANT	CDD 8+10	
Pol.	Horizontal	Fundamental
Peak	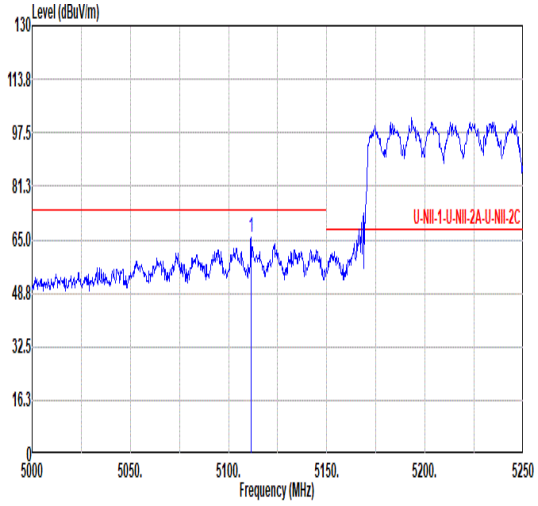 Freq Level Limit Line Over Limit Read Level Ant Factor Cable Loss Preamp Factor Aux Factor APos TPos Remark MHz dBuV/m dBuV/m dB dBuV dB/m dB dB dB cm deg 1 5111.50 65.77 74.00 -8.23 53.81 34.12 9.75 31.91 0.00 100 116 PEAK	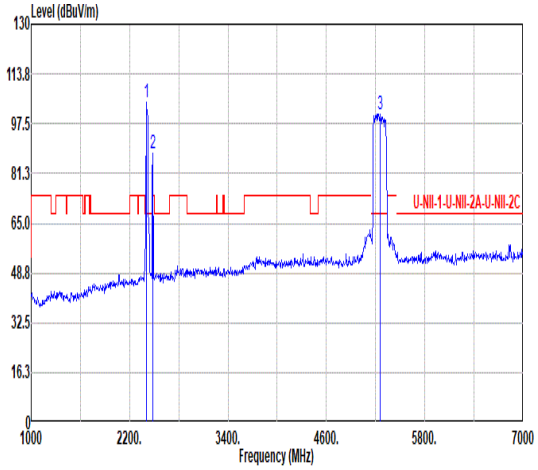 Freq Level Limit Line Over Limit Read Level Ant Factor Cable Loss Preamp Factor Aux Factor APos TPos Remark MHz dBuV/m dBuV/m dB dBuV dB/m dB dB dB cm deg 1 2404.00 104.39 ------ ------ 97.37 32.58 6.62 32.18 0.00 100 116 Peak 2 2482.00 87.61 ------ ------ 80.52 32.59 6.73 32.23 0.00 100 116 Peak 3 5254.00 100.80 ------ ------ 88.45 34.32 9.86 31.83 0.00 100 116 Peak
Avg	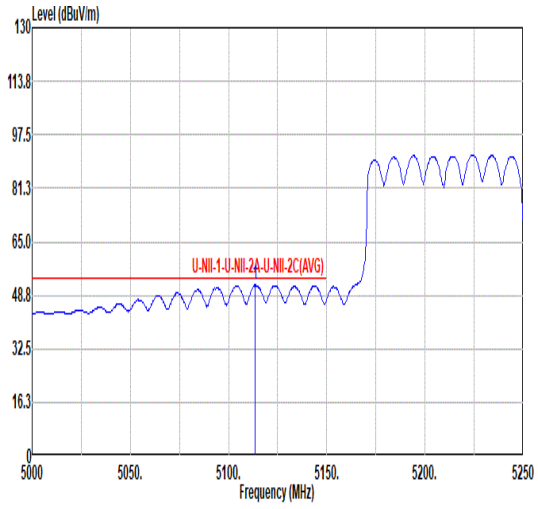 Freq Level Limit Line Over Limit Read Level Ant Factor Cable Loss Preamp Factor Aux Factor APos TPos Remark MHz dBuV/m dBuV/m dB dBuV dB/m dB dB dB cm deg 1 5113.50 51.83 54.00 -2.17 39.86 34.13 9.75 31.91 0.00 100 116 AVERAGE	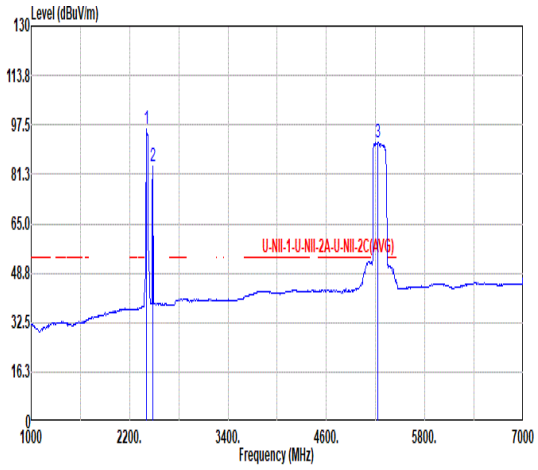 Freq Level Limit Line Over Limit Read Level Ant Factor Cable Loss Preamp Factor Aux Factor APos TPos Remark MHz dBuV/m dBuV/m dB dBuV dB/m dB dB dB cm deg 1 2404.00 96.37 ------ ------ 89.35 32.58 6.62 32.18 0.00 100 116 Average 2 2482.00 84.06 ------ ------ 76.97 32.59 6.73 32.23 0.00 100 116 Average 3 5224.00 91.79 ------ ------ 79.55 34.25 9.84 31.85 0.00 100 116 Average

Mode	Co-location 69	
	Co-location Band Edge	
	802.11ax HE160_CH50_5250MHz_Full	
ANT	CDD 8+10	
Pol.	Horizontal	Fundamental
Peak	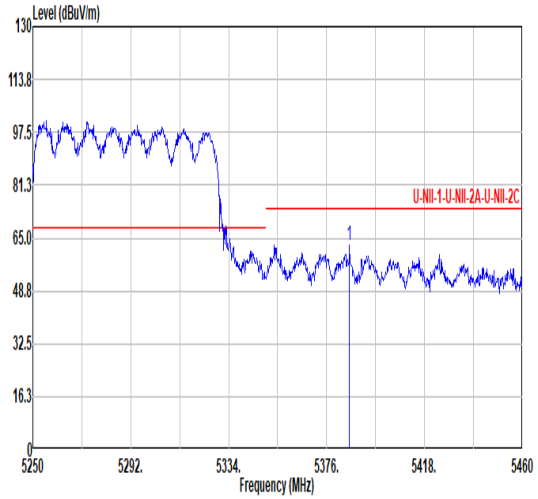 Freq Level Limit Line Over Limit Read Level Ant Factor Cable Loss Preamp Factor Aux Factor APos TPos Remark MHz dBuV/m dBuV/m dB dBuV dB/m dB dB dB cm deg 1 5385.87 62.67 74.00 -11.33 49.83 34.67 9.93 31.76 0.00 100 116 PEAK	Blank
Avg	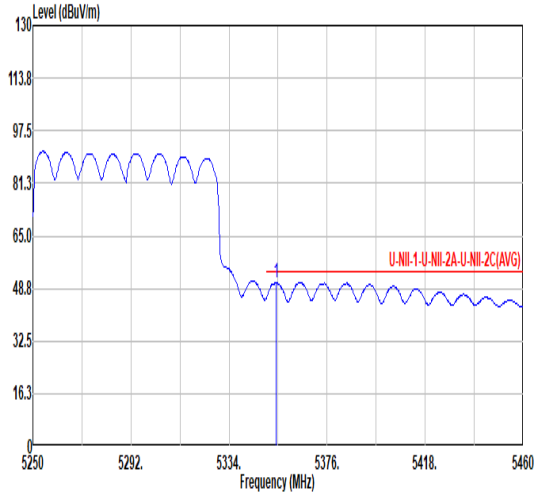 Freq Level Limit Line Over Limit Read Level Ant Factor Cable Loss Preamp Factor Aux Factor APos TPos Remark MHz dBuV/m dBuV/m dB dBuV dB/m dB dB dB cm deg 1 5354.16 50.54 54.00 -3.46 37.80 34.61 9.91 31.78 0.00 100 116 AVERAGE	Blank

Mode	Co-location 69	
	Co-location Band Edge	
	802.11ax HE160_CH50_5250MHz_Full	
ANT	CDD 8+10	
Pol.	Vertical	Fundamental
Peak	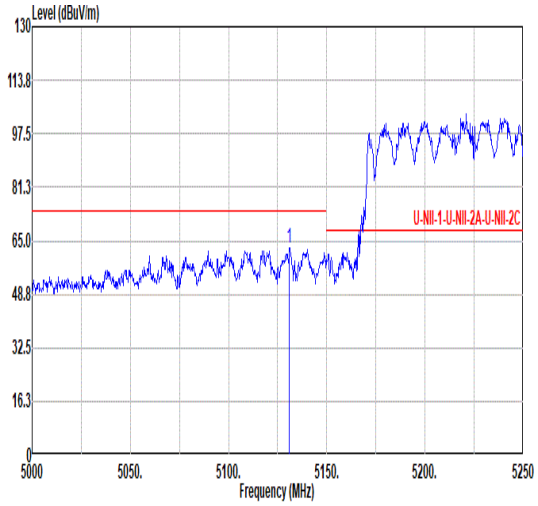 Freq Level Limit Line Over Limit Read Level Ant Factor Cable Loss Preamp Factor Aux Factor APos TPos Remark MHz dBuV/m dBuV/m dB dBuV dB/m dB dB dB cm deg 1 5131.00 62.74 74.00 -11.26 50.71 34.16 9.77 31.90 0.00 100 341 PEAK	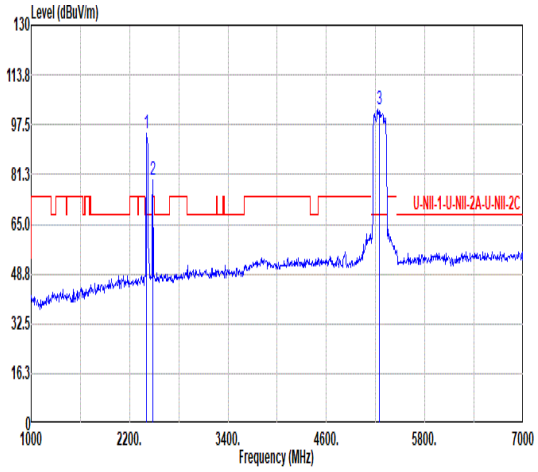 Freq Level Limit Line Over Limit Read Level Ant Factor Cable Loss Preamp Factor Aux Factor APos TPos Remark MHz dBuV/m dBuV/m dB dBuV dB/m dB dB dB cm deg 1 2410.00 94.91 ------ ------ 87.91 32.56 6.63 32.19 0.00 100 341 Peak 2 2482.00 79.36 ------ ------ 72.27 32.59 6.73 32.23 0.00 100 341 Peak 3 5250.00 102.46 ------ ------ 90.20 34.26 9.85 31.85 0.00 100 341 PEAK
Avg	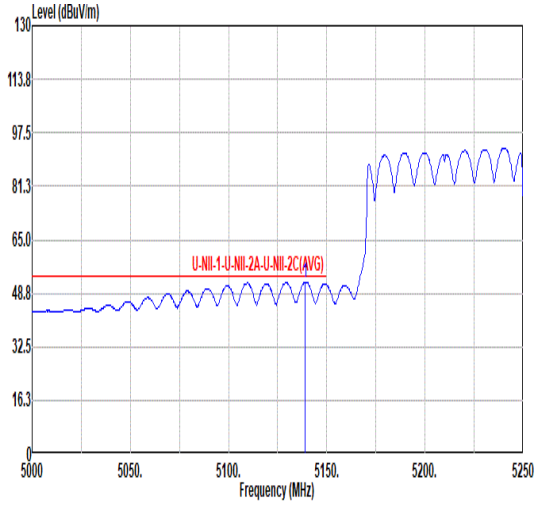 Freq Level Limit Line Over Limit Read Level Ant Factor Cable Loss Preamp Factor Aux Factor APos TPos Remark MHz dBuV/m dBuV/m dB dBuV dB/m dB dB dB cm deg 1 5139.00 52.17 54.00 -1.83 40.11 34.18 9.78 31.90 0.00 100 341 AVERAGE	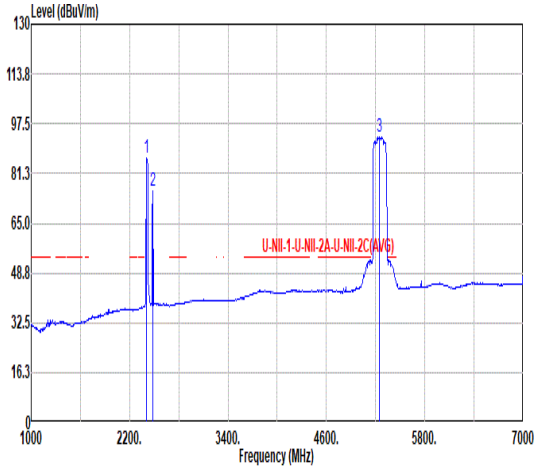 Freq Level Limit Line Over Limit Read Level Ant Factor Cable Loss Preamp Factor Aux Factor APos TPos Remark MHz dBuV/m dBuV/m dB dBuV dB/m dB dB dB cm deg 1 2410.00 86.54 ------ ------ 79.54 32.56 6.63 32.19 0.00 100 341 Average 2 2482.00 75.41 ------ ------ 68.32 32.59 6.73 32.23 0.00 100 341 Average 3 5250.00 93.38 ------ ------ 81.09 34.28 9.85 31.84 0.00 100 341 AVERAGE

Mode	Co-location 69	
	Co-location Band Edge	
	802.11ax HE160_CH50_5250MHz_Full	
ANT	CDD 8+10	
Pol.	Vertical	Fundamental
Peak	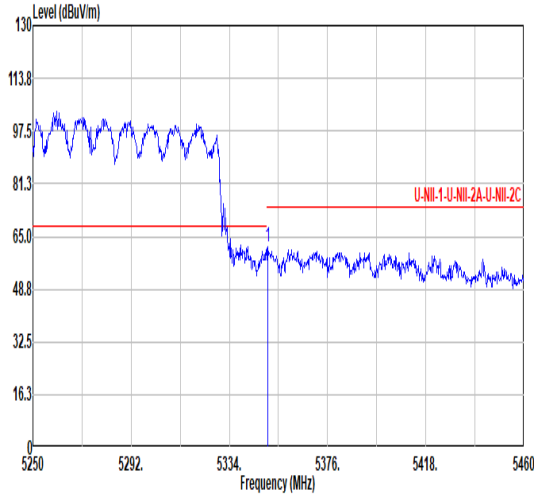 Freq Level Limit Line Over Limit Read Level Ant Factor Cable Loss Preamp Factor Aux Factor APos TPos Remark MHz dBuV/m dBuV/m dB dBuV dB/m dB dB dB cm deg 1 5350.38 61.87 74.00 -12.13 49.14 34.60 9.91 31.78 0.00 100 341 PEAK	Blank
Avg	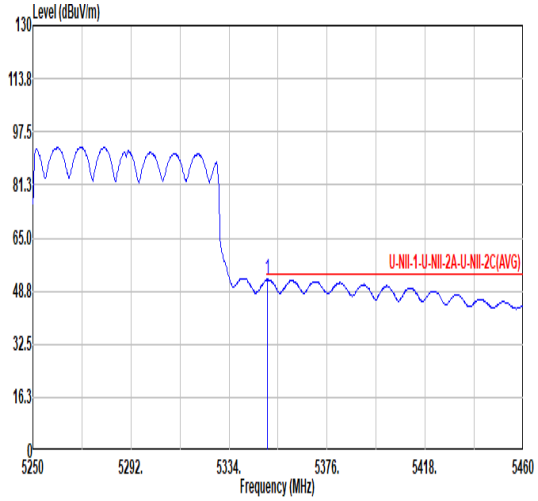 Freq Level Limit Line Over Limit Read Level Ant Factor Cable Loss Preamp Factor Aux Factor APos TPos Remark MHz dBuV/m dBuV/m dB dBuV dB/m dB dB dB cm deg 1 5350.38 52.35 54.00 -1.65 39.62 34.60 9.91 31.78 0.00 100 341 AVERAGE	Blank

Mode	Co-location 69	
	Co-location Harmonic	
	802.11ax HE160_CH50_5250MHz_Full	
ANT	CDD 8+10	
Pol.	Horizontal	Vertical
Peak Avg	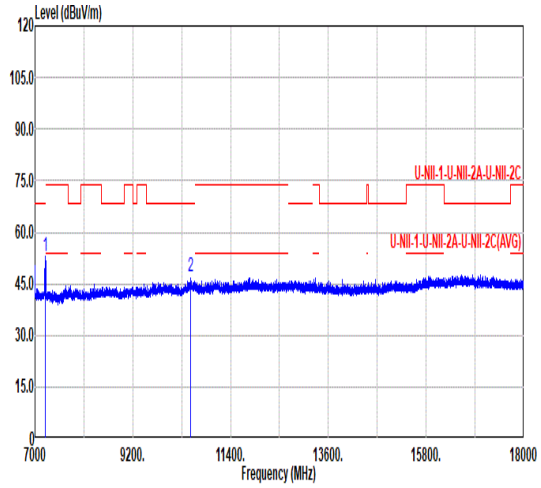 Freq Level Limit Line Over Limit Read Level Ant Factor Cable Loss Preamp Factor Aux Factor APos TPos Remark MHz dBuV/m dBuV/m dB dBuV dB/m dB dB dB cm deg 1 7232.10 52.79 68.20 -15.41 66.08 35.60 11.66 60.55 0.00 --- --- Peak 2 10500.00 46.88 68.20 -21.32 56.27 37.67 14.21 61.27 0.00 --- --- PEAK	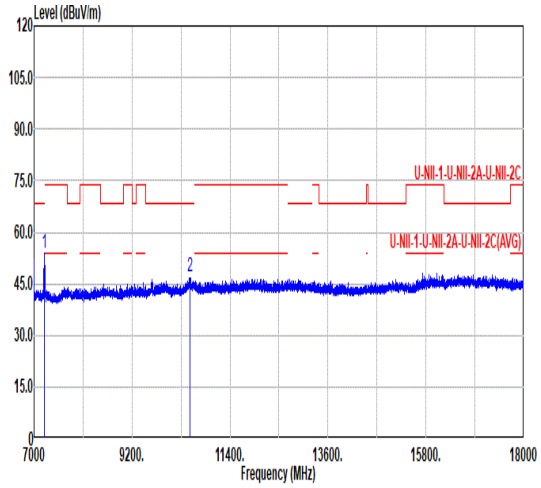 Freq Level Limit Line Over Limit Read Level Ant Factor Cable Loss Preamp Factor Aux Factor APos TPos Remark MHz dBuV/m dBuV/m dB dBuV dB/m dB dB dB cm deg 1 7224.40 53.99 68.20 -14.21 67.26 35.60 11.66 60.53 0.00 --- --- Peak 2 10500.00 47.26 68.20 -20.94 56.71 37.62 14.20 61.27 0.00 --- --- PEAK

Appendix D. Duty Cycle Plots

Band	Duty Cycle(%)	T(ms)	1/T(kHz)	VBW Setting
802.11a	99.32	-	-	10Hz
802.11ax HE20	100.00	-	-	10Hz
802.11ax HE40	100.00	-	-	10Hz
802.11ax HE80	100.00	-	-	10Hz
802.11ax HE160	100.00	-	-	10Hz
802.11ax HE20-106RU	100.00	-	-	10Hz
802.11ax HE40-242RU	100.00	-	-	10Hz
802.11ax HE80-484RU	98.94	-	-	10Hz
802.11ax HE160-996RU	98.91	-	-	10Hz

802.11a

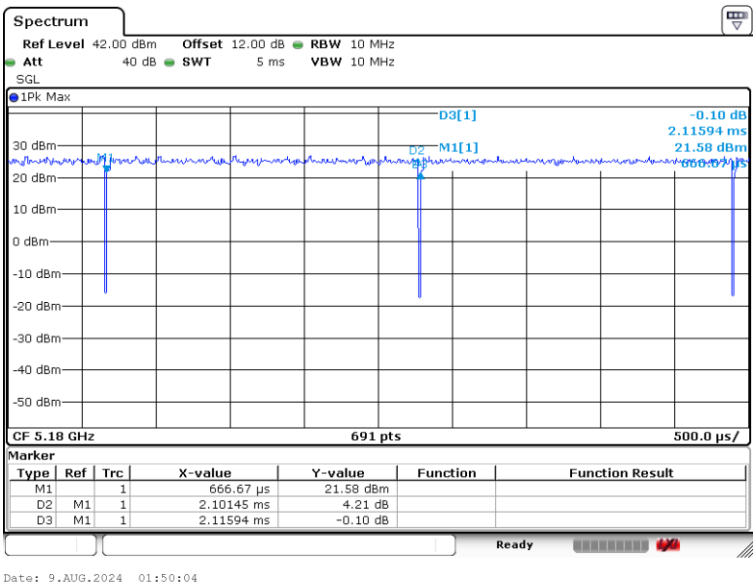

802.11ax HE20

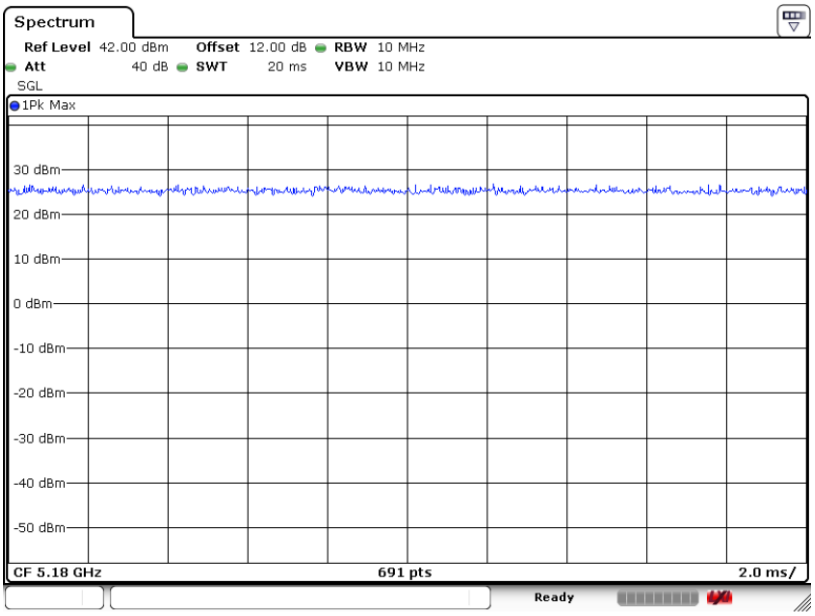

Date: 9.AUG.2024 01:52:01

802.11ax HE40

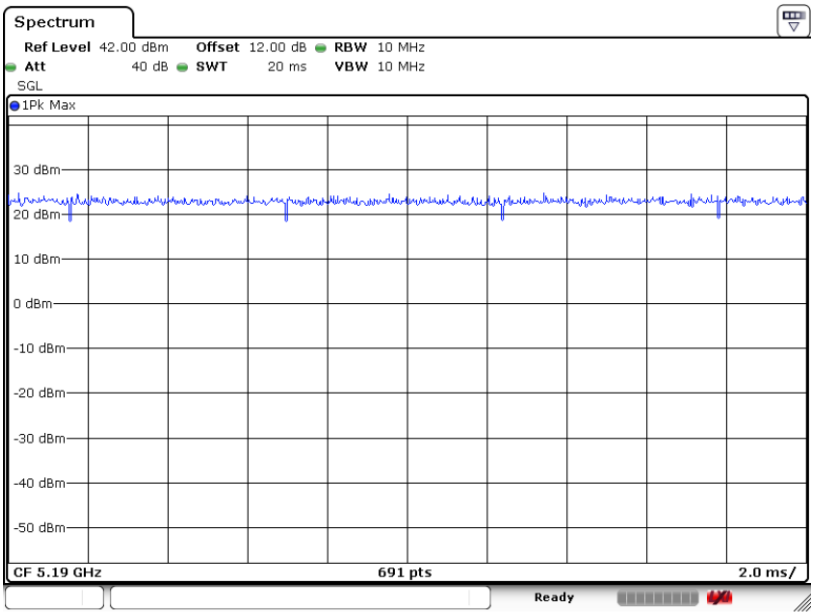

Date: 9.AUG.2024 01:54:00

802.11ax HE80

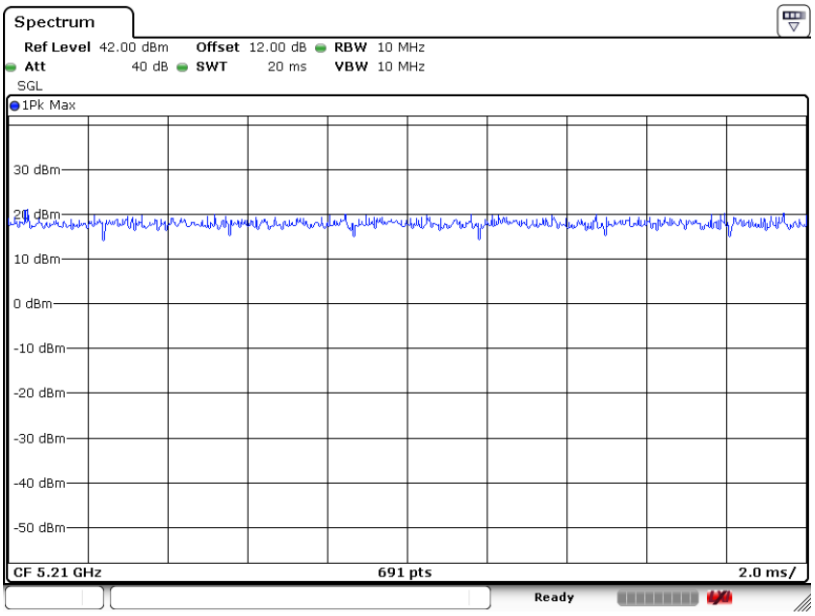

Date: 9.AUG.2024 01:55:34

802.11ax HE160

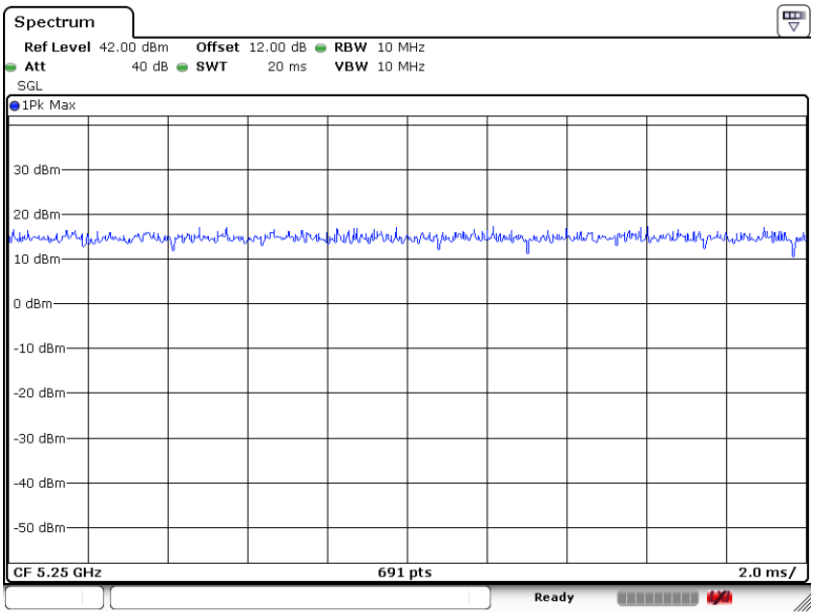

Date: 9.AUG.2024 01:56:41

802.11ax HE20-106RU

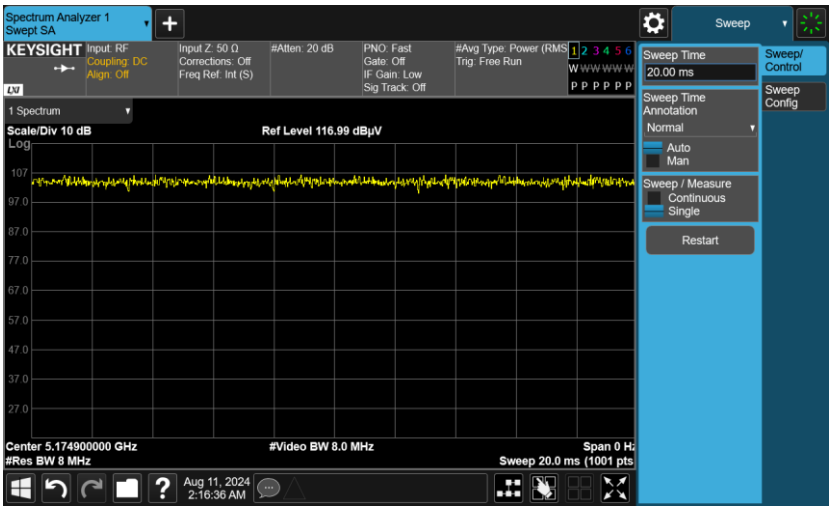

802.11ax HE40-242RU

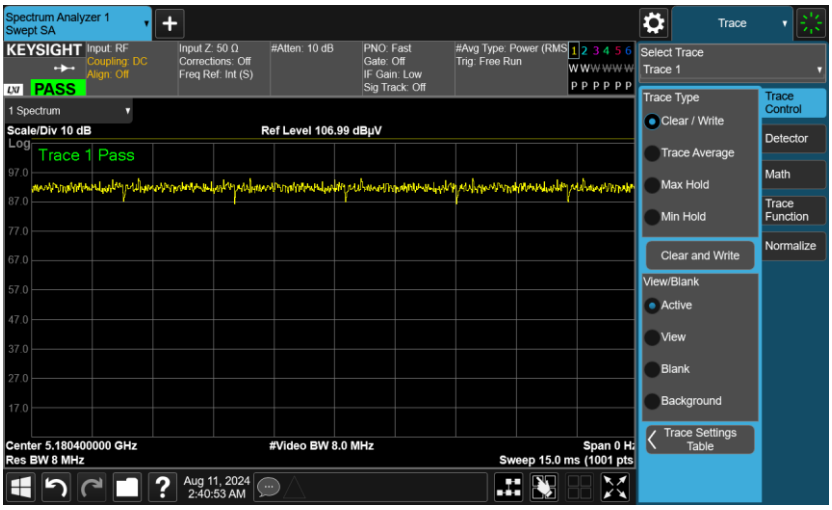

802.11ax HE80-484RU
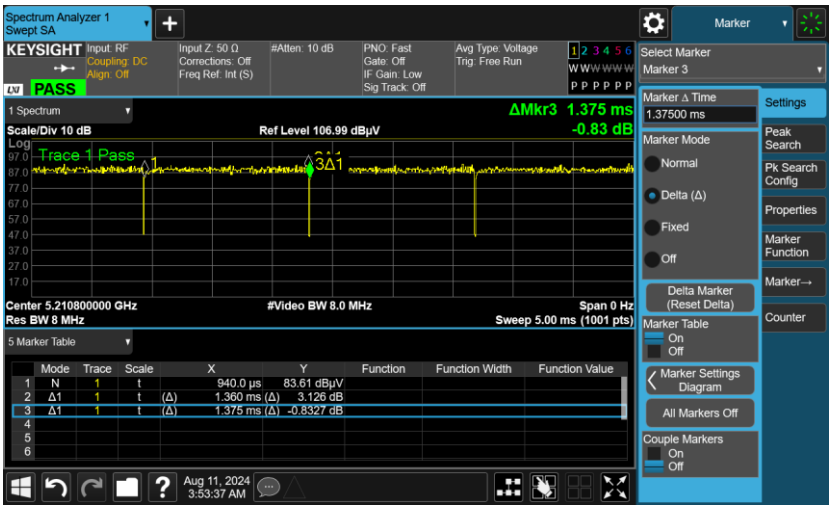
802.11ax HE160-996RU