



FCC RADIO TEST REPORT

FCC ID : UZ7EC55AK
Equipment : Enterprise Computer
Brand Name : Zebra
Model Name : EC55AK
Applicant : Zebra Technologies Corporation
1 Zebra Plaza, Holtsville, NY 11742
Manufacturer : Zebra Technologies Corporation
1 Zebra Plaza, Holtsville, NY 11742
Standard : FCC Part 15 Subpart E §15.407

The product was received on Jul. 22, 2020 and testing was started from Jul. 24, 2020 and completed on Sep. 23, 2020. We, SPORTON INTERNATIONAL INC., EMC & Wireless Communications Laboratory, would like to declare that the tested sample has been evaluated in accordance with the test procedures and has been in compliance with the applicable technical standards.

The test results in this report apply exclusively to the tested model / sample. Without written approval of SPORTON INTERNATIONAL INC. EMC & Wireless Communications Laboratory, the test report shall not be reproduced except in full.

Louis Wu

Approved by: Louis Wu

SPORTON INTERNATIONAL INC. EMC & Wireless Communications Laboratory

No. 52, Huaya 1st Rd., Guishan Dist., Taoyuan City, Taiwan (R.O.C.)



Table of Contents

History of this test report.....	3
Summary of Test Result.....	4
1 General Description	5
1.1 Product Feature of Equipment Under Test.....	5
1.2 Product Specification of Equipment Under Test.....	7
1.3 Modification of EUT	9
1.4 Testing Location	10
1.5 Applicable Standards.....	10
2 Test Configuration of Equipment Under Test	11
2.1 Carrier Frequency and Channel	11
2.2 Test Mode.....	12
2.3 Connection Diagram of Test System.....	25
2.4 Support Unit used in test configuration and system	27
2.5 EUT Operation Test Setup	27
2.6 Measurement Results Explanation Example.....	27
3 Test Result	28
3.1 26dB & 99% Occupied Bandwidth Measurement	28
3.2 Maximum Conducted Output Power Measurement	37
3.3 Power Spectral Density Measurement	45
3.4 Unwanted Emissions Measurement.....	55
3.5 AC Conducted Emission Measurement.....	61
3.6 Automatically Discontinue Transmission	63
3.7 Antenna Requirements	64
4 List of Measuring Equipment.....	66
5 Uncertainty of Evaluation	68
Appendix A. AC Conducted Emission Test Result	
Appendix B. Radiated Spurious Emission	
Appendix C. Radiated Spurious Emission Plots	
Appendix D. Duty Cycle Plots	
Appendix E. Setup Photographs	



Summary of Test Result

Report Clause	Ref Std. Clause	Test Items	Result (PASS/FAIL)	Remark
3.1	15.403(i)	26dB Bandwidth	Pass	-
3.1	2.1049	99% Occupied Bandwidth	Reporting only	-
3.2	15.407(a)	Maximum Conducted Output Power	Pass	-
3.3	15.407(a)	Power Spectral Density	Pass	-
3.4	15.407(b)	Unwanted Emissions	Pass	Under limit 1.59 dB at 5460.000 MHz
3.5	15.207	AC Conducted Emission	Pass	Under limit 16.96 dB at 0.170 MHz
3.6	15.407(c)	Automatically Discontinue Transmission	Pass	-
3.7	15.203 15.407(a)	Antenna Requirement	Pass	-

Declaration of Conformity:

The test results with all measurement uncertainty excluded are presented in accordance with the regulation limits or requirements declared by manufacturers.

Comments and Explanations:

The declared of product specification for EUT presented in the report are provided by the manufacturer, and the manufacturer takes all the responsibilities for the accuracy of product specification.

Reviewed by: Wii Chang

Report Producer: Vivian Hsu



1 General Description

1.1 Product Feature of Equipment Under Test

Product Feature	
Equipment	Enterprise Computer
Brand Name	Zebra
Model Name	EC55AK
FCC ID	UZ7EC55AK
EUT supports Radios application	WCDMA/HSPA/LTE/NFC/GNSS WLAN 11a/b/g/n HT20/HT40 WLAN 11ac VHT20/VHT40/VHT80 Bluetooth BR/EDR/LE
HW Version	EV2
SW Version	Android version 10
FW Version	10-13-12.00-QG-U00-PRD-HEL-04
MFD	22JUN20 17JUN20
EUT Stage	Engineering sample

Remark: The above EUT's information was declared by manufacturer.

Specification of Accessories				
AC Adapter	Brand Name	Zebra	Part Number	PWR-WUA5V15W0US
USB TYPE-C to TYPE-C cable	Brand Name	Zebra	Part Number	CBL-EC5X-USBC3A-01
Battery 1	Brand Name	Zebra	Part Number	BT-000424-00
Battery 2	Brand Name	Zebra	Part Number	BT-000424-08
Earphone 1	Brand Name	Zebra	Part Number	HDST-35MM-PTVP-01
Earphone 2	Brand Name	Zebra	Part Number	HS2100-OTH
USB TYPE C to 3.5mm audio connector	Brand Name	Symbol	Part Number	ADP-USBC-35MM1-01
3.5mm Jack 43"(1.1m) Standard Cable	Brand Name	Zebra	Part Number	CBL-HS2100-3MS1-01
Trigger Handle	Brand Name	Zebra	Part Number	TRG-EC5X-SNP1-01
Soft Holster	Brand Name	Zebra	Part Number	SG-EC5X-HLSTR1-01
Protective Boot	Brand Name	Zebra	Part Number	SG-EC5X-BOOT1-01



Sample list				
	Sample 1	Sample 2	Sample 3	Sample 4
Operating System	ANDROID	ANDROID	ANDROID	ANDROID
RAM	3GB	3GB	4GB	4GB
FLASH	32GB	32GB	64GB	64GB
Scanner	NO	SE4100	SE4100	SE4100
Front Camera	5MP	NO	5MP	5MP
Rear Camera	13MP	13MP	13MP	13MP
	MICRO SD	MICRO SD	MICRO SD	MICRO SD
	GMS	GMS	GMS	GMS
Back connector	NO I/O CONNECTOR	2-PIN	2-PIN	8-PIN
	US	US	US	US



1.2 Product Specification of Equipment Under Test

Product Specification subjective to this standard	
Tx/Rx Frequency Range	5180 MHz ~ 5240 MHz 5260 MHz ~ 5320 MHz 5500 MHz ~ 5720 MHz
Maximum Output Power to Antenna <CDD Mode>	<p><5180 MHz ~ 5240 MHz></p> <p><Ant. 0> 802.11a : 17.40 dBm / 0.550 W 802.11n HT20 : 17.30 dBm / 0.0537 W 802.11n HT40 : 17.20 dBm / 0.0525 W 802.11ac VHT20: 17.40 dBm / 0.0550 W 802.11ac VHT40: 17.30 dBm / 0.0537 W 802.11ac VHT80: 16.70 dBm / 0.0468 W</p> <p><Ant. 1> 802.11a : 17.40 dBm / 0.0550 W 802.11n HT20 : 17.20 dBm / 0.0525 W 802.11n HT40 : 17.20 dBm / 0.0525 W 802.11ac VHT20: 17.30 dBm / 0.0537 W 802.11ac VHT40: 17.30 dBm / 0.0537 W 802.11ac VHT80: 16.60 dBm / 0.0457 W</p> <p>MIMO <Ant. 0+1> 802.11a : 19.41 dBm / 0.0873 W 802.11n HT20 : 19.21 dBm / 0.0834 W 802.11n HT40 : 19.21 dBm / 0.0834 W 802.11ac VHT20: 19.31 dBm / 0.0853 W 802.11ac VHT40: 19.31 dBm / 0.0853 W 802.11ac VHT80: 19.07 dBm / 0.0807 W</p> <p><5260 MHz ~ 5320 MHz></p> <p><Ant. 0> 802.11a : 17.40 dBm / 0.0550 W 802.11n HT20 : 17.30 dBm / 0.0537 W 802.11n HT40 : 17.10 dBm / 0.0513 W 802.11ac VHT20: 17.40 dBm / 0.0550 W 802.11ac VHT40: 17.20 dBm / 0.0525 W 802.11ac VHT80: 15.30 dBm / 0.0525 W</p> <p><Ant. 1> 802.11a : 17.40 dBm / 0.0550 W 802.11n HT20 : 17.30 dBm / 0.0537 W 802.11n HT40 : 17.10 dBm / 0.0513 W 802.11ac VHT20: 17.40 dBm / 0.0550 W 802.11ac VHT40: 17.20 dBm / 0.0525 W 802.11ac VHT80: 15.30 dBm / 0.0339 W</p> <p>MIMO <Ant. 0+1> 802.11a : 19.26 dBm / 0.0843 W 802.11n HT20 : 19.16 dBm / 0.0824 W 802.11n HT40 : 18.97 dBm / 0.0789 W 802.11ac VHT20: 19.26 dBm / 0.0843 W 802.11ac VHT40: 19.07 dBm / 0.0807 W 802.11ac VHT80: 15.62 dBm / 0.0365 W</p>



Product Specification subjective to this standard	
<p>Maximum Output Power to Antenna <CDD Mode></p>	<p><5500 MHz ~ 5720 MHz> <Ant. 0> 802.11a : 17.40 dBm / 0.0550 W 802.11n HT20 : 17.30 dBm / 0.0537 W 802.11n HT40 : 17.30 dBm / 0.0537 W 802.11ac VHT20: 17.40 dBm / 0.0550 W 802.11ac VHT40: 17.40 dBm / 0.0550 W 802.11ac VHT80: 17.40 dBm / 0.0550 W <Ant. 1> 802.11a : 17.40 dBm / 0.0550 W 802.11n HT20 : 17.30 dBm / 0.0537 W 802.11n HT40 : 17.20 dBm / 0.0525 W 802.11ac VHT20: 17.40 dBm / 0.0550 W 802.11ac VHT40: 17.30 dBm / 0.0537 W 802.11ac VHT80: 17.40 dBm / 0.0550 W MIMO <Ant. 0+1> 802.11a : 19.91 dBm / 0.0979 W 802.11n HT20 : 19.81 dBm / 0.0957 W 802.11n HT40 : 19.76 dBm / 0.0946 W 802.11ac VHT20: 19.91 dBm / 0.0979 W 802.11ac VHT40: 19.86 dBm / 0.0968 W 802.11ac VHT80: 19.91 dBm / 0.0979 W</p>
<p>Maximum Output Power to Antenna <TXBF Mode></p>	<p>MIMO <Ant. 0+1> <5180 MHz ~ 5240 MHz> 802.11ac VHT20: 19.02 dBm / 0.0798 W 802.11ac VHT40: 19.21 dBm / 0.0834 W 802.11ac VHT80: 18.68 dBm / 0.0738 W <5260 MHz ~ 5320 MHz> 802.11ac VHT20: 19.21 dBm / 0.0834 W 802.11ac VHT40: 19.02 dBm / 0.0798 W 802.11ac VHT80: 16.27 dBm / 0.0424 W <5500 MHz ~ 5720 MHz> 802.11ac VHT20: 19.51 dBm / 0.0893 W 802.11ac VHT40: 19.43 dBm / 0.0877 W 802.11ac VHT80: 19.43 dBm / 0.0877 W</p>



Product Specification subjective to this standard													
99% Occupied Bandwidth <CDD Mode>	<p><Ant. 0> 802.11a : 16.70 MHz 802.11ac VHT20 : 17.95 MHz 802.11ac VHT40 : 36.60 MHz 802.11ac VHT80 : 76.80 MHz</p> <p><Ant. 1> 802.11a : 16.70 MHz 802.11ac VHT20 : 17.95 MHz 802.11ac VHT40 : 36.70 MHz 802.11ac VHT80 : 76.92 MHz</p> <p>MIMO <Ant. 0> 802.11a : 16.75 MHz 802.11ac VHT20 : 17.95 MHz 802.11ac VHT40 : 36.60 MHz 802.11ac VHT80 : 76.92 MHz</p> <p>MIMO <Ant. 1> 802.11a : 16.70 MHz 802.11ac VHT20 : 17.95 MHz 802.11ac VHT40 : 36.60 MHz 802.11ac VHT80 : 77.04 MHz</p>												
99% Occupied Bandwidth <TXBF Mode>	<p>MIMO <Ant. 0> 802.11ac VHT20 : 17.98 MHz 802.11ac VHT40 : 36.56 MHz 802.11ac VHT80 : 76.96 MHz</p> <p>MIMO <Ant. 1> 802.11ac VHT20 : 17.88 MHz 802.11ac VHT40 : 36.66 MHz 802.11ac VHT80 : 76.84 MHz</p>												
Antenna Type / Gain	<p><5180 MHz ~ 5240 MHz> Ant. 0: PIFA Antenna with gain 0.80 dBi Ant. 1: PIFA Antenna with gain 2.60 dBi</p> <p><5260 MHz ~ 5320 MHz> Ant. 0 : PIFA Antenna with gain 1.10 dBi Ant. 1 : PIFA Antenna with gain 2.30 dBi</p> <p><5500 MHz ~ 5720 MHz> Ant. 0 : PIFA Antenna with gain 1.40 dBi Ant. 1 : PIFA Antenna with gain 3.00 dBi</p>												
Type of Modulation	802.11a/n : OFDM (BPSK/QPSK/16QAM/64QAM) 802.11ac : OFDM (BPSK/QPSK/16QAM/64QAM/256QAM)												
Antenna Function Description	<table border="1"> <thead> <tr> <th></th> <th>Ant. 0</th> <th>Ant. 1</th> </tr> </thead> <tbody> <tr> <td>802.11 a/n/ac</td> <td>V</td> <td>V</td> </tr> <tr> <td>802.11 a/n/ac MIMO</td> <td>V</td> <td>V</td> </tr> <tr> <td>802.11 ac TXBF</td> <td>V</td> <td>V</td> </tr> </tbody> </table>		Ant. 0	Ant. 1	802.11 a/n/ac	V	V	802.11 a/n/ac MIMO	V	V	802.11 ac TXBF	V	V
	Ant. 0	Ant. 1											
802.11 a/n/ac	V	V											
802.11 a/n/ac MIMO	V	V											
802.11 ac TXBF	V	V											

Note: MIMO Ant. 0+1 is a calculated result from sum of the power MIMO Ant. 0 and MIMO Ant. 1.

1.3 Modification of EUT

No modifications are made to the EUT during all test items.



1.4 Testing Location

Test Site	SPORTON INTERNATIONAL INC. EMC & Wireless Communications Laboratory	
Test Site Location	No.52, Huaya 1st Rd., Guishan Dist., Taoyuan City, Taiwan (R.O.C.) TEL: +886-3-327-3456 FAX: +886-3-328-4978	
Test Site No.	Sporton Site No.	
	TH05-HY	CO05-HY

Note: The test site complies with ANSI C63.4 2014 requirement.

Test Site	SPORTON INTERNATIONAL INC. EMC & Wireless Communications Laboratory	
Test Site Location	No.58, Aly. 75, Ln. 564, Wenhua 3rd, Rd., Guishan Dist., Taoyuan City, Taiwan (R.O.C.) TEL: +886-3-327-0868 FAX: +886-3-327-0855	
Test Site No.	Sporton Site No.	
	03CH11-HY	

Note: The test site complies with ANSI C63.4 2014 requirement.

FCC designation No.: TW1190 and TW0007

1.5 Applicable Standards

According to the specifications of the manufacturer, the EUT must comply with the requirements of the following standards:

- ♦ FCC Part 15 Subpart E
- ♦ FCC KDB 789033 D02 General UNII Test Procedures New Rules v02r01.
- ♦ FCC KDB 414788 D01 Radiated Test Site v01r01.
- ♦ FCC KDB 662911 D01 Multiple Transmitter Output v02r01.
- ♦ ANSI C63.10-2013

Remark:

1. All test items were verified and recorded according to the standards and without any deviation during the test.
2. The TAF code is not including all the FCC KDB listed without accreditation.
3. This EUT has also been tested and complied with the requirements of FCC Part 15, Subpart B, recorded in a separate test report.

2 Test Configuration of Equipment Under Test

- a. The EUT has been associated with peripherals and configuration operated in a manner tended to maximize its emission characteristics in a typical application. Frequency range investigated: conduction emission (150 kHz to 30 MHz), radiation emission (9 kHz to the 10th harmonic of the highest fundamental frequency or to 40 GHz, whichever is lower). For radiated measurement, pre-scanned in three orthogonal panels, X, Y, Z. The worst cases (<CDD Mode>: X Plane with Adapter for Ant. 1, Z Plane with Adapter for Ant. 0 and MIMO Ant. 0+1; <TXBF Mode>: X Plane with Notebook) were recorded in this report.
- b. AC power line Conducted Emission was tested under maximum output power.

2.1 Carrier Frequency and Channel

Frequency Band	Channel	Freq. (MHz)	Channel	Freq. (MHz)
5150-5250 MHz Band 1 (U-NII-1)	36	5180	44	5220
	38*	5190	46*	5230
	40	5200	48	5240
	42 [#]	5210		
Frequency Band	Channel	Freq. (MHz)	Channel	Freq. (MHz)
5250-5350 MHz Band 2 (U-NII-2A)	52	5260	60	5300
	54*	5270	62*	5310
	56	5280	64	5320
	58 [#]	5290		
Frequency Band	Channel	Freq. (MHz)	Channel	Freq. (MHz)
5470-5725 MHz Band 3 (U-NII-2C)	100	5500	112	5560
	102*	5510	116	5580
	104	5520	132	5660
	106 [#]	5530	134*	5670
	108	5540	136	5680
	110*	5550	140	5700



Frequency Band	Channel	Freq. (MHz)	Channel	Freq. (MHz)
TDWR Channel	118*	5590	124	5620
	120	5600	126*	5630
	122#	5610	128	5640

Frequency Band	Channel	Freq. (MHz)	Channel	Freq. (MHz)
Straddle Channel	138#	5690	144	5720
	142*	5710		

Note:

1. The above Frequency and Channel in "*" were 802.11n HT40 and 802.11ac VHT40.
2. The above Frequency and Channel in "#n" were 802.11ac VHT80.

2.2 Test Mode

Final test modes are considering the modulation and worse data rates as below table.

CDD Mode

Modulation	Data Rate
802.11a	6 Mbps
802.11n HT20 (Covered by VHT20)	MCS0
802.11n HT40 (Covered by VHT40)	MCS0
802.11ac VHT20	MCS0
802.11ac VHT40	MCS0
802.11ac VHT80	MCS0

TXBF Mode

Modulation	Data Rate
802.11ac VHT20	MCS0
802.11ac VHT40	MCS0
802.11ac VHT80	MCS0

Test Cases	
AC Conducted Emission	Mode 1 :WCDMA Band V Idle + WLAN (5GHz) Link + Bluetooth Link + NFC On + Battery 1 + GPS Rx + USB Cable + USB Type-C 2.0 with Adapter + SIM 1 for Sample 2
Remark: For Radiated Test Cases, the tests were performed with-Battery 1 and Sample 1.	



<CDD Mode>

Ch. #		Band I : 5150-5250 MHz	Band II : 5250-5350 MHz	Band III : 5470-5725MHz
		802.11a	802.11a	802.11a
L	Low	36	52	100
M	Middle	44	60	116
H	High	48	64	140
Straddle		-	-	144

Ch. #		Band I : 5150-5250 MHz	Band II : 5250-5350 MHz	Band III : 5470-5725MHz
		802.11ac VHT20	802.11ac VHT20	802.11ac VHT20
L	Low	36	52	100
M	Middle	44	60	116
H	High	48	64	140
Straddle		-	-	144

Ch. #		Band I : 5150-5250 MHz	Band II : 5250-5350 MHz	Band III : 5470-5725MHz
		802.11ac VHT40	802.11ac VHT40	802.11ac VHT40
L	Low	38	54	102
M	Middle	-	-	110
H	High	46	62	134
Straddle		-	-	142

Ch. #		Band I : 5150-5250 MHz	Band II : 5250-5350 MHz	Band III : 5470-5725MHz
		802.11ac VHT80	802.11ac VHT80	802.11ac VHT80
L	Low	-	-	106
M	Middle	42	58	-
H	High	-	-	-
Straddle		-	-	138



<TXBF Mode>

Ch. #		Band I : 5150-5250 MHz	Band II : 5250-5350 MHz	Band III : 5470-5725MHz
		802.11ac VHT20	802.11ac VHT20	802.11ac VHT20
L	Low	36	52	100
M	Middle	44	60	116
H	High	48	64	140
Straddle		-	-	144

Ch. #		Band I : 5150-5250 MHz	Band II : 5250-5350 MHz	Band III : 5470-5725MHz
		802.11ac VHT40	802.11ac VHT40	802.11ac VHT40
L	Low	38	54	102
M	Middle	-	-	110
H	High	46	62	134
Straddle		-	-	142

Ch. #		Band I : 5150-5250 MHz	Band II : 5250-5350 MHz	Band III : 5470-5725MHz
		802.11ac VHT80	802.11ac VHT80	802.11ac VHT80
L	Low	-	-	106
M	Middle	42	58	-
H	High	-	-	-
Straddle		-	-	138

Remark: For radiation spurious emission, the final modulation and the worst data rate was reference the max RF conducted power.



<CDD Mode>

<Ant. 0>

802.11a RF Output Power (dBm)										
Power vs. Channel			Power vs Data Rate							
Channel	Frequency (MHz)	Data Rate (bps)	Channel	Data Rate (bps)						
		6M		9M	12M	18M	24M	36M	48M	54M
CH 036	5180	17.20	CH 044	17.30	17.30	17.30	17.20	17.30	17.30	17.30
CH 044	5220	17.40								
CH 048	5240	17.40								
CH 052	5260	17.30	CH 060	17.30	17.30	17.20	17.10	17.30	17.30	17.30
CH 060	5300	17.40								
CH 064	5320	17.20								
CH 100	5500	17.20	CH 116	17.30	17.30	17.30	17.20	17.20	17.30	17.30
CH 116	5580	17.40								
CH 140	5700	17.40								
CH 144*	5720	17.30								

Note: The above Frequency and Channel in "*" were straddle Channel.

802.11n HT20 RF Output Power (dBm)										
Power vs. Channel			Power vs Data Rate							
Channel	Frequency (MHz)	MCS Index	Channel	MCS Index						
		MCS0		MCS1	MCS2	MCS3	MCS4	MCS5	MCS6	MCS7
CH 036	5180	17.30	CH 036	17.20	17.20	17.20	17.20	17.20	17.20	17.20
CH 044	5220	17.20								
CH 048	5240	17.20								
CH 052	5260	17.30	CH 052	17.20	17.20	17.20	17.20	17.10	17.20	17.20
CH 060	5300	17.10								
CH 064	5320	17.30								
CH 100	5500	17.30	CH 100	17.20	17.20	17.20	17.10	17.10	17.10	17.10
CH 116	5580	17.10								
CH 140	5700	17.10								
CH 144*	5720	17.10								

Note: The above Frequency and Channel in "*" were straddle Channel.



802.11n HT40 RF Output Power (dBm)										
Power vs. Channel			Power vs Data Rate							
Channel	Frequency (MHz)	MCS Index	Channel	MCS Index						
		MCS0		MCS1	MCS2	MCS3	MCS4	MCS5	MCS6	MCS7
CH 038	5190	17.00	CH 046	17.10	17.10	17.10	17.10	17.10	17.10	17.10
CH 046	5230	17.20								
CH 054	5270	17.10	CH 054	17.00	17.00	17.00	17.00	17.00	17.00	17.00
CH 062	5310	16.20								
CH 102	5510	17.30	CH 102	17.20	17.20	17.20	17.20	17.20	17.20	17.20
CH 110	5550	17.10								
CH 134	5670	17.20								
CH 142*	5710	17.10								

Note: The above Frequency and Channel in "*" were straddle Channel

802.11ac VHT20 RF Output Power (dBm)											
Power vs. Channel			Power vs Data Rate								
Channel	Frequency (MHz)	MCS Index	Channel	MCS Index							
		MCS0		MCS1	MCS2	MCS3	MCS4	MCS5	MCS6	MCS7	MCS8
CH 036	5180	17.40	CH 036	17.30	17.30	17.30	17.30	17.30	17.30	17.30	17.30
CH 044	5220	17.30									
CH 048	5240	17.30									
CH 052	5260	17.40	CH 052	17.30	17.30	17.30	17.30	17.20	17.30	17.30	17.20
CH 060	5300	17.20									
CH 064	5320	17.40									
CH 100	5500	17.40	CH 100	17.30	17.30	17.30	17.20	17.20	17.20	17.20	17.10
CH 116	5580	17.20									
CH 140	5700	17.20									
CH 144*	5720	17.20									

Note: The above Frequency and Channel in "*" were straddle Channel.



802.11ac VHT40 RF Output Power (dBm)												
Power vs. Channel			Power vs Data Rate									
Channel	Frequency (MHz)	MCS Index	Channel	MCS Index								
		MCS0		MCS1	MCS2	MCS3	MCS4	MCS5	MCS6	MCS7	MCS8	MCS9
CH 038	5190	17.10	CH 046	17.20	17.20	17.20	17.20	17.20	17.20	17.20	17.20	17.20
CH 046	5230	17.30										
CH 054	5270	17.20	CH 054	17.10	17.10	17.10	17.10	17.10	17.10	17.10	17.10	17.10
CH 062	5310	16.30										
CH 102	5510	17.40	CH 102	17.30	17.30	17.30	17.30	17.30	17.30	17.30	17.30	17.30
CH 110	5550	17.20										
CH 134	5670	17.30										
CH 142*	5710	17.20										

Note: The above Frequency and Channel in "*" were straddle Channel.

802.11ac VHT80 RF Output Power (dBm)												
Power vs. Channel			Power vs Data Rate									
Channel	Frequency (MHz)	MCS Index	Channel	MCS Index								
		MCS0		MCS1	MCS2	MCS3	MCS4	MCS5	MCS6	MCS7	MCS8	MCS9
CH 042	5210	16.70	CH 042	16.40	16.40	16.40	16.50	16.50	16.40	16.50	16.50	16.50
CH 058	5290	15.30	CH 058	15.20	15.20	15.20	15.00	15.00	15.00	15.00	15.00	15.00
CH 106	5530	17.40	CH 106	17.30	17.10	17.10	17.10	17.20	17.10	17.10	17.20	17.20
CH 122	5610	17.30										
CH 138*	5690	17.40										

Note: The above Frequency and Channel in "*" were straddle Channel.



<Ant. 1>

802.11a RF Output Power (dBm)										
Power vs. Channel			Power vs Data Rate							
Channel	Frequency (MHz)	Data Rate (bps)	Channel	Data Rate (bps)						
		6M		9M	12M	18M	24M	36M	48M	54M
CH 036	5180	17.40	CH 036	17.30	17.30	17.20	17.10	17.30	17.30	17.30
CH 044	5220	17.40								
CH 048	5240	17.30								
CH 052	5260	17.20	CH 060	17.30	17.30	17.20	17.10	17.20	17.30	17.30
CH 060	5300	17.40								
CH 064	5320	17.40								
CH 100	5500	17.20	CH 116	17.30	17.30	17.20	17.10	17.20	17.30	17.20
CH 116	5580	17.40								
CH 140	5700	17.30								
CH 144*	5720	17.40								

Note: The above Frequency and Channel in "*" were straddle Channel.

802.11n HT20 RF Output Power (dBm)										
Power vs. Channel			Power vs Data Rate							
Channel	Frequency (MHz)	MCS Index	Channel	MCS Index						
		MCS0		MCS1	MCS2	MCS3	MCS4	MCS5	MCS6	MCS7
CH 036	5180	17.20	CH 036	17.10	17.10	17.10	16.90	16.90	17.00	16.90
CH 044	5220	17.10								
CH 048	5240	17.10								
CH 052	5260	17.30	CH 052	17.20	17.20	17.20	17.10	17.10	17.10	17.10
CH 060	5300	17.10								
CH 064	5320	17.20								
CH 100	5500	17.30	CH 100	17.20	17.10	17.10	17.00	17.00	17.00	17.00
CH 116	5580	17.10								
CH 140	5700	17.10								
CH 144*	5720	17.20								

Note: The above Frequency and Channel in "*" were straddle Channel.



802.11n HT40 RF Output Power (dBm)										
Power vs. Channel			Power vs Data Rate							
Channel	Frequency (MHz)	MCS Index	Channel	MCS Index						
		MCS0		MCS1	MCS2	MCS3	MCS4	MCS5	MCS6	MCS7
CH 038	5190	17.20	CH 038	17.10	17.10	17.10	17.10	17.10	17.10	17.10
CH 046	5230	17.10								
CH 054	5270	17.10	CH 054	17.00	17.00	17.00	16.90	16.90	16.90	16.90
CH 062	5310	15.60								
CH 102	5510	16.20	CH 110	17.10	17.10	17.10	17.00	17.10	17.10	17.00
CH 110	5550	17.20								
CH 134	5670	17.10								
CH 142*	5710	17.20								

Note: The above Frequency and Channel in "*" were straddle Channel.

802.11ac VHT20 RF Output Power (dBm)											
Power vs. Channel			Power vs Data Rate								
Channel	Frequency (MHz)	MCS Index	Channel	MCS Index							
		MCS0		MCS1	MCS2	MCS3	MCS4	MCS5	MCS6	MCS7	MCS8
CH 036	5180	17.30	CH 036	17.20	17.20	17.20	17.00	17.00	17.10	17.00	17.00
CH 044	5220	17.20									
CH 048	5240	17.20									
CH 052	5260	17.40	CH 052	17.30	17.30	17.30	17.20	17.20	17.20	17.20	17.20
CH 060	5300	17.20									
CH 064	5320	17.30									
CH 100	5500	17.40	CH 100	17.30	17.20	17.20	17.10	17.10	17.10	17.10	17.10
CH 116	5580	17.20									
CH 140	5700	17.20									
CH 144*	5720	17.30									

Note: The above Frequency and Channel in "*" were straddle Channel.



802.11ac VHT40 RF Output Power (dBm)												
Power vs. Channel			Power vs Data Rate									
Channel	Frequency (MHz)	MCS Index	Channel	MCS Index								
		MCS0		MCS1	MCS2	MCS3	MCS4	MCS5	MCS6	MCS7	MCS8	MCS9
CH 038	5190	17.30	CH 038	17.20	17.20	17.20	17.20	17.20	17.20	17.20	17.20	17.20
CH 046	5230	17.20		17.20	17.20	17.20	17.20	17.20	17.20	17.20	17.20	17.20
CH 054	5270	17.20	CH 054	17.10	17.10	17.10	17.00	17.00	17.00	17.00	17.00	17.00
CH 062	5310	15.70		17.10	17.10	17.10	17.00	17.00	17.00	17.00	17.00	17.00
CH 102	5510	16.30	CH 110	17.20	17.20	17.20	17.10	17.20	17.20	17.10	17.20	17.10
CH 110	5550	17.30		17.20	17.20	17.20	17.10	17.20	17.20	17.10	17.20	17.10
CH 134	5670	17.20		17.20	17.20	17.20	17.10	17.20	17.20	17.10	17.20	17.10
CH 142*	5710	17.30		17.20	17.20	17.20	17.10	17.20	17.20	17.10	17.20	17.10

Note: The above Frequency and Channel in "*" were straddle Channel.

802.11ac VHT80 RF Output Power (dBm)												
Power vs. Channel			Power vs Data Rate									
Channel	Frequency (MHz)	MCS Index	Channel	MCS Index								
		MCS0		MCS1	MCS2	MCS3	MCS4	MCS5	MCS6	MCS7	MCS8	MCS9
CH 042	5210	16.60	CH 042	16.50	16.50	16.50	16.30	16.30	16.30	16.30	16.30	16.30
CH 058	5290	15.30	CH 058	15.20	15.00	15.00	15.10	15.00	15.00	15.10	15.10	15.00
CH 106	5530	15.40	CH 138*	17.30	17.30	17.30	17.10	17.10	17.10	17.10	17.10	17.10
CH 122	5610	17.20		17.30	17.30	17.30	17.10	17.10	17.10	17.10	17.10	17.10
CH 138*	5690	17.40		17.30	17.30	17.30	17.10	17.10	17.10	17.10	17.10	17.10

Note: The above Frequency and Channel in "*" were straddle Channel.



MIMO <Ant. 0+1>

802.11a RF Output Power (dBm)										
Power vs. Channel			Power vs Data Rate							
Channel	Frequency (MHz)	Data Rate (bps)	Channel	Data Rate (bps)						
		6M		9M	12M	18M	24M	36M	48M	54M
CH 036	5180	19.41	CH 036	19.11	19.11	19.26	19.21	19.21	19.16	19.16
CH 044	5220	19.36								
CH 048	5240	19.36								
CH 052	5260	19.16	CH 060	19.16	19.16	19.11	19.01	19.01	18.96	19.01
CH 060	5300	19.26								
CH 064	5320	19.26								
CH 100	5500	19.86	CH 116	19.61	19.71	19.81	19.71	19.61	19.61	19.61
CH 116	5580	19.91								
CH 140	5700	17.96								
CH 144*	5720	19.61								

Note: The above Frequency and Channel in "*" were straddle Channel.

802.11n HT20 RF Output Power (dBm)										
Power vs. Channel			Power vs Data Rate							
Channel	Frequency (MHz)	MCS Index	Channel	MCS Index						
		MCS0		MCS1	MCS2	MCS3	MCS4	MCS5	MCS6	MCS7
CH 036	5180	19.21	CH 036	19.11	19.11	19.11	19.06	19.06	19.11	19.06
CH 044	5220	19.16								
CH 048	5240	19.16								
CH 052	5260	19.06	CH 064	19.06	19.06	18.97	18.96	19.01	19.01	18.96
CH 060	5300	19.11								
CH 064	5320	19.16								
CH 100	5500	19.66	CH 140	19.66	19.56	19.56	19.71	19.71	19.71	19.71
CH 116	5580	19.71								
CH 140	5700	19.81								
CH 144*	5720	19.76								

Note: The above Frequency and Channel in "*" were straddle Channel.



802.11n HT40 RF Output Power (dBm)										
Power vs. Channel			Power vs Data Rate							
Channel	Frequency (MHz)	MCS Index	Channel	MCS Index						
		MCS0		MCS1	MCS2	MCS3	MCS4	MCS5	MCS6	MCS7
CH 038	5190	19.21	CH 038	19.11	19.11	19.11	19.11	19.11	19.11	19.11
CH 046	5230	19.16								
CH 054	5270	18.97	CH 054	18.87	18.87	18.87	18.87	18.87	18.87	18.87
CH 062	5310	17.47								
CH 102	5510	19.46	CH 110	19.51	19.51	19.46	19.46	19.51	19.46	19.46
CH 110	5550	19.76								
CH 134	5670	19.76								
CH 142*	5710	19.71								

Note: The above Frequency and Channel in "*" were straddle Channel.

802.11ac VHT20 RF Output Power (dBm)											
Power vs. Channel			Power vs Data Rate								
Channel	Frequency (MHz)	MCS Index	Channel	MCS Index							
		MCS0		MCS1	MCS2	MCS3	MCS4	MCS5	MCS6	MCS7	MCS8
CH 036	5180	19.31	CH 036	19.21	19.21	19.21	19.16	19.16	19.21	19.16	19.16
CH 044	5220	19.26									
CH 048	5240	19.26									
CH 052	5260	19.16	CH 064	19.16	19.16	19.07	19.06	19.11	19.11	19.06	19.06
CH 060	5300	19.21									
CH 064	5320	19.26									
CH 100	5500	19.76	CH 140	19.76	19.66	19.66	19.81	19.81	19.81	19.81	19.61
CH 116	5580	19.81									
CH 140	5700	19.91									
CH 144*	5720	19.86									

Note: The above Frequency and Channel in "*" were straddle Channel.



802.11ac VHT40 RF Output Power (dBm)													
Power vs. Channel			Power vs Data Rate										
Channel	Frequency (MHz)	MCS Index	Channel	MCS Index									
		MCS0		MCS1	MCS2	MCS3	MCS4	MCS5	MCS6	MCS7	MCS8	MCS9	
CH 038	5190	19.31	CH 038	19.21	19.21	19.21	19.21	19.21	19.21	19.21	19.21	19.06	19.01
CH 046	5230	19.26											
CH 054	5270	19.07	CH 054	18.97	18.97	18.97	18.97	18.97	18.97	18.97	18.97	18.97	18.97
CH 062	5310	17.57											
CH 102	5510	19.56	CH 110	19.61	19.61	19.56	19.56	19.61	19.56	19.56	19.56	19.61	19.56
CH 110	5550	19.86											
CH 134	5670	19.86											
CH 142*	5710	19.81											

Note: The above Frequency and Channel in "*" were straddle Channel.

802.11ac VHT80 RF Output Power (dBm)													
Power vs. Channel			Power vs Data Rate										
Channel	Frequency (MHz)	MCS Index	Channel	MCS Index									
		MCS0		MCS1	MCS2	MCS3	MCS4	MCS5	MCS6	MCS7	MCS8	MCS9	
CH 042	5210	19.07	CH 042	18.81	18.81	18.81	18.91	18.81	18.86	18.91	18.86	18.86	
CH 058	5290	15.62	CH 058	15.32	15.42	15.32	15.52	15.43	15.47	15.52	15.47	15.47	
CH 106	5530	18.16	CH 138*	19.71	19.71	19.71	19.71	19.71	19.71	19.71	19.76	19.76	19.76
CH 122	5610	19.86											
CH 138*	5690	19.91											

Note: The above Frequency and Channel in "*" were straddle Channel.



<TXBF Mode>

802.11ac VHT20 RF Output Power (dBm)											
Power vs. Channel			Power vs Data Rate								
Channel	Frequency (MHz)	MCS Index	Channel	MCS Index							
		MCS0		MCS1	MCS2	MCS3	MCS4	MCS5	MCS6	MCS7	MCS8
CH 036	5180	18.92	CH 044	18.83	18.63	18.63	18.63	18.63	18.63	18.63	18.63
CH 044	5220	19.02									
CH 048	5240	18.91									
CH 052	5260	18.97	CH 064	19.06	18.86	18.86	18.81	18.86	18.86	18.86	18.86
CH 060	5300	19.17									
CH 064	5320	19.21									
CH 100	5500	19.46	CH 116	19.37	19.16	19.16	19.16	19.16	19.16	19.16	19.16
CH 116	5580	19.51									
CH 140	5700	19.47									
CH 144*	5720	19.51									

Note: The above Frequency and Channel in "*" were straddle Channel.

802.11ac VHT40 RF Output Power (dBm)												
Power vs. Channel			Power vs Data Rate									
Channel	Frequency (MHz)	MCS Index	Channel	MCS Index								
		MCS0		MCS1	MCS2	MCS3	MCS4	MCS5	MCS6	MCS7	MCS8	MCS9
CH 038	5190	19.17	CH 046	19.07	19.07	19.07	19.07	19.02	19.07	19.02	19.02	19.02
CH 046	5230	19.21										
CH 054	5270	19.02	CH 054	18.87	18.78	18.83	18.83	18.83	18.87	18.83	18.83	18.83
CH 062	5310	17.57										
CH 102	5510	19.07	CH 134	19.28	19.24	19.24	19.24	19.24	19.28	19.24	19.24	19.24
CH 110	5550	19.37										
CH 134	5670	19.43										
CH 142*	5710	19.34										

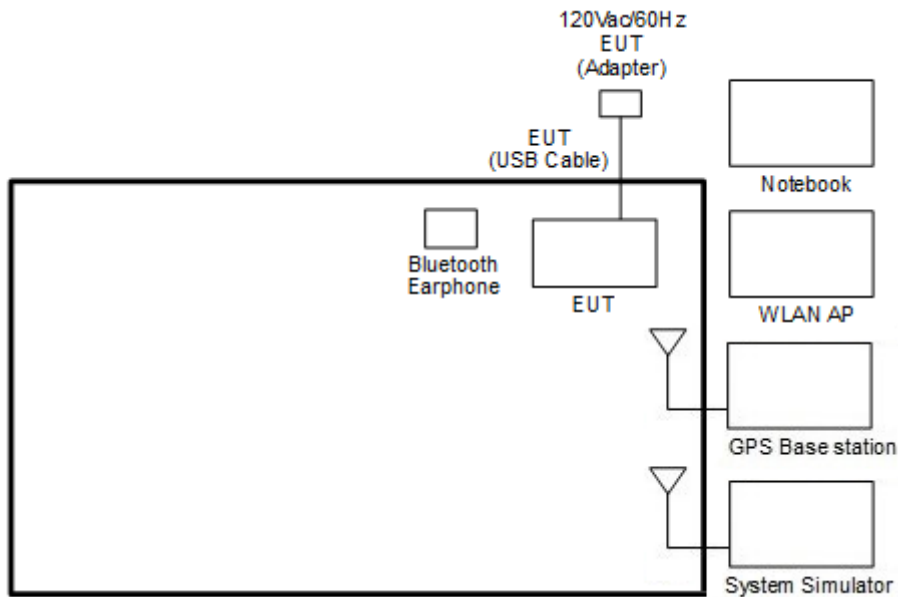
Note: The above Frequency and Channel in "*" were straddle Channel.

802.11ac VHT80 RF Output Power (dBm)												
Power vs. Channel			Power vs Data Rate									
Channel	Frequency (MHz)	MCS Index	Channel	MCS Index								
		MCS0		MCS1	MCS2	MCS3	MCS4	MCS5	MCS6	MCS7	MCS8	MCS9
CH 042	5210	18.68	CH 042	18.50	18.48	18.43	18.42	18.37	18.31	18.26	18.21	18.16
CH 058	5290	16.27	CH 058	16.07	16.12	16.12	16.17	16.17	16.17	16.17	16.17	16.17
CH 106	5530	16.92	CH 138*	19.28	19.28	19.28	19.28	19.28	19.28	19.28	19.28	19.28
CH 122	5610	19.40										
CH 138*	5690	19.43										

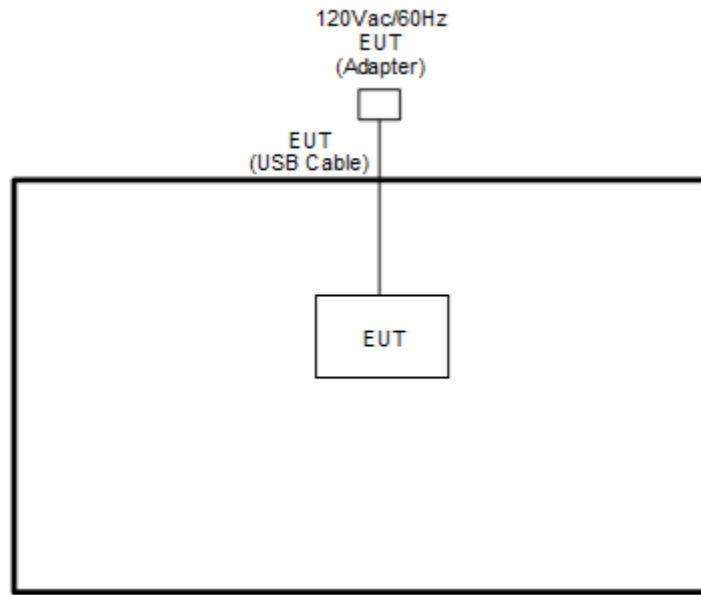
Note: The above Frequency and Channel in "*" were straddle Channel.

2.3 Connection Diagram of Test System

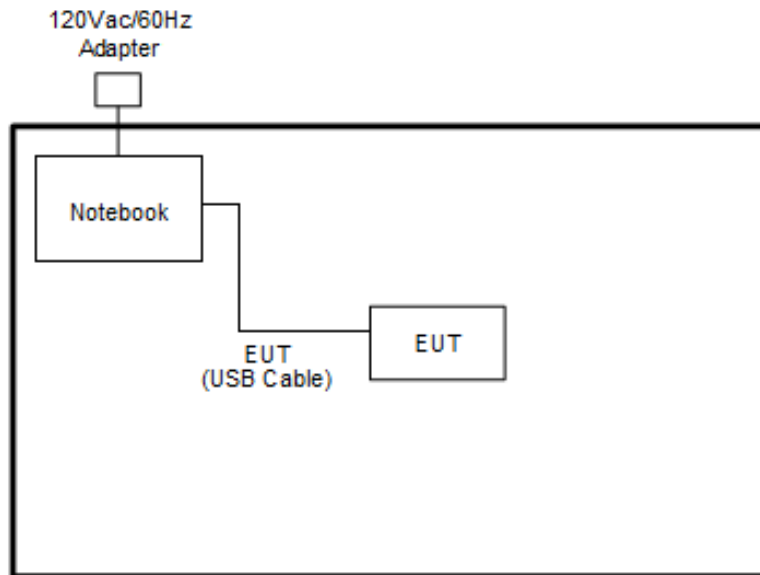
<AC Conducted Emission Mode>



<CDD Mode>



<TXBF Mode>





2.4 Support Unit used in test configuration and system

Item	Equipment	Brand Name	Model Name	FCC ID	Data Cable	Power Cord
1.	System Simulator	Anritsu	MT8820C	N/A	N/A	Unshielded, 1.8 m
2.	GPS Station	Pendulum	GSG-54	N/A	N/A	Unshielded, 1.8 m
3.	Bluetooth Earphone	Sony Ericsson	MW600	PY7DDA-2029	N/A	N/A
4.	WLAN AP	ASUS	RT-AC66U	MSQ-RTAC66U	N/A	Unshielded, 1.8 m
5.	Notebook	Dell	Latitude 3400	FCC DOC	N/A	AC I/P : Unshielded, 1.2m DC O/P : Shielded, 1.8m
6.	SD Card	SanDisk	MicroSD HC	FCC DoC	N/A	N/A
7.	Test Notebook	DELL	Notebook-64	PP42L	N/A	N/A
8.	Latitude 3400	DELL	NB-05	93S2KW2	N/A	N/A

2.5 EUT Operation Test Setup

The RF test items, utility “QRCT4.0” was installed in Notebook which was programmed in order to make the EUT get into the engineering modes to provide channel selection, power level, data rate and the application type and for continuous transmitting signals.

For TXBF mode, the modulation modes and data rates manipulated by the command lines in the engineering program made the EUT link to another EUT by power under the normal operation. The “adb” software tool was used to enable the EUT to transmit signals continuously.

2.6 Measurement Results Explanation Example

For all conducted test items:

The offset level is set in the spectrum analyzer to compensate the RF cable loss and attenuator factor between EUT conducted output port and spectrum analyzer. With the offset compensation, the spectrum analyzer reading level is exactly the EUT RF output level.

Example :

The spectrum analyzer offset is derived from RF cable loss and attenuator factor.

Offset = RF cable loss + attenuator factor.

Following shows an offset computation example with cable loss 4.2 dB and 10dB attenuator.

$$\begin{aligned} \text{Offset(dB)} &= \text{RF cable loss(dB)} + \text{attenuator factor(dB)}. \\ &= 4.2 + 10 = 14.2 \text{ (dB)} \end{aligned}$$

3 Test Result

3.1 26dB & 99% Occupied Bandwidth Measurement

3.1.1 Description of 26dB & 99% Occupied Bandwidth

This section is for reporting purpose only.

There is no restriction limits for bandwidth.

For Straddle Channel, according to KDB 789033 D02 General UNII Test Procedures New Rules v02r01, if the power and PSD of the devices are uniform and comply with the lower limits specified for the U-NII-2 bands, a single measurement over the entire emission bandwidth can be performed to show compliance.

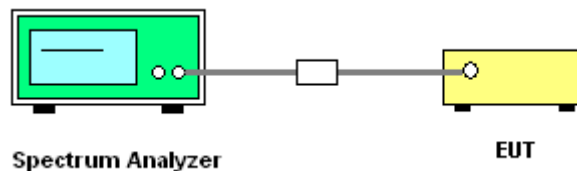
3.1.2 Measuring Instruments

See list of measuring equipment of this test report.

3.1.3 Test Procedures

1. The testing follows FCC KDB 789033 D02 General UNII Test Procedures New Rules v02r01. Section C) Emission bandwidth
2. Set RBW = approximately 1% of the emission bandwidth.
3. Set the VBW > RBW.
4. Detector = Peak.
5. Trace mode = max hold
6. Measure the maximum width of the emission that is 26 dB down from the peak of the emission. Compare this with the RBW setting of the analyzer. Readjust RBW and repeat measurement as needed until the RBW/EBW ratio is approximately 1%.
7. For 99% Bandwidth Measurement, the spectrum analyzer's resolution bandwidth (RBW) is set 1-5% of the emission bandwidth and set the Video bandwidth (VBW) $\geq 3 * RBW$.
8. Measure and record the results in the test report.

3.1.4 Test Setup





3.1.5 Test Result of 26dB & 99% Occupied Bandwidth

<CDD Mode>

Test Engineer :	Kathy Chen	Temperature :	23.7~24.5°C
		Relative Humidity :	53~54.3%

Band I													
Mod.	Data Rate	NTX	CH.	Freq. (MHz)	99% Bandwidth (MHz)		26 dB Bandwidth (MHz)		99% Bandwidth Power Limit (dBm)		99% Bandwidth EIRP Limit (dBm)		Note
					Ant 0	Ant 1	Ant 0	Ant 1	Ant 0	Ant 1	Ant 0	Ant 1	
11a	6Mbps	1	36	5180	16.60	16.70	24.45	24.25	-	-	22.20	22.23	
11a	6Mbps	1	44	5220	16.65	16.65	24.75	23.95	-	-	22.21	22.21	
11a	6Mbps	1	48	5240	16.65	16.70	24.00	23.90	-	-	22.21	22.23	
VHT20	MCS0	1	36	5180	17.85	17.85	25.30	25.40	-	-	22.52	22.52	
VHT20	MCS0	1	44	5220	17.95	17.90	25.30	26.45	-	-	22.54	22.53	
VHT20	MCS0	1	48	5240	17.85	17.85	25.95	25.85	-	-	22.52	22.52	
VHT40	MCS0	1	38	5190	36.60	36.60	41.94	41.70	-	-	23.01	23.01	
VHT40	MCS0	1	46	5230	36.60	36.60	41.94	41.94	-	-	23.01	23.01	
VHT80	MCS0	1	42	5210	76.80	76.92	83.65	84.17	-	-	23.01	23.01	
11a	6Mbps	2	36	5180	16.75	16.65	24.30	23.80	-	-	22.21	22.21	
11a	6Mbps	2	44	5220	16.65	16.70	24.10	23.60	-	-	22.21	22.21	
11a	6Mbps	2	48	5240	16.70	16.60	24.15	23.70	-	-	22.20	22.20	
VHT20	MCS0	2	36	5180	17.85	17.90	25.20	25.10	-	-	22.52	22.52	
VHT20	MCS0	2	44	5220	17.85	17.85	25.25	25.00	-	-	22.52	22.52	
VHT20	MCS0	2	48	5240	17.85	17.85	25.60	24.80	-	-	22.52	22.52	
VHT40	MCS0	2	38	5190	36.50	36.60	41.94	41.40	-	-	23.01	23.01	
VHT40	MCS0	2	46	5230	36.50	36.60	41.82	41.83	-	-	23.01	23.01	
VHT80	MCS0	2	42	5210	76.92	76.56	83.84	82.56	-	-	23.01	23.01	



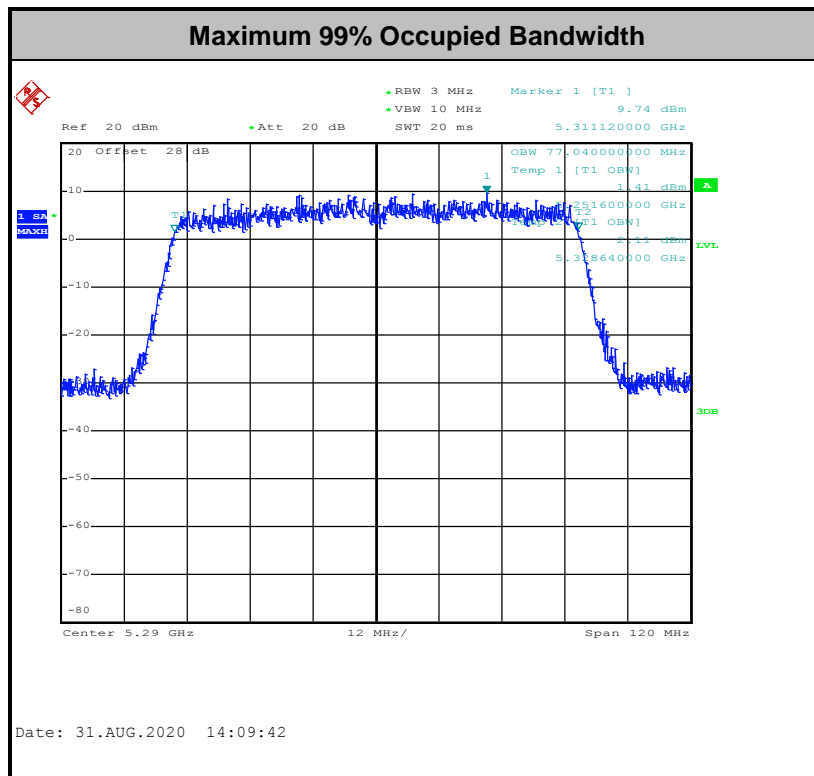
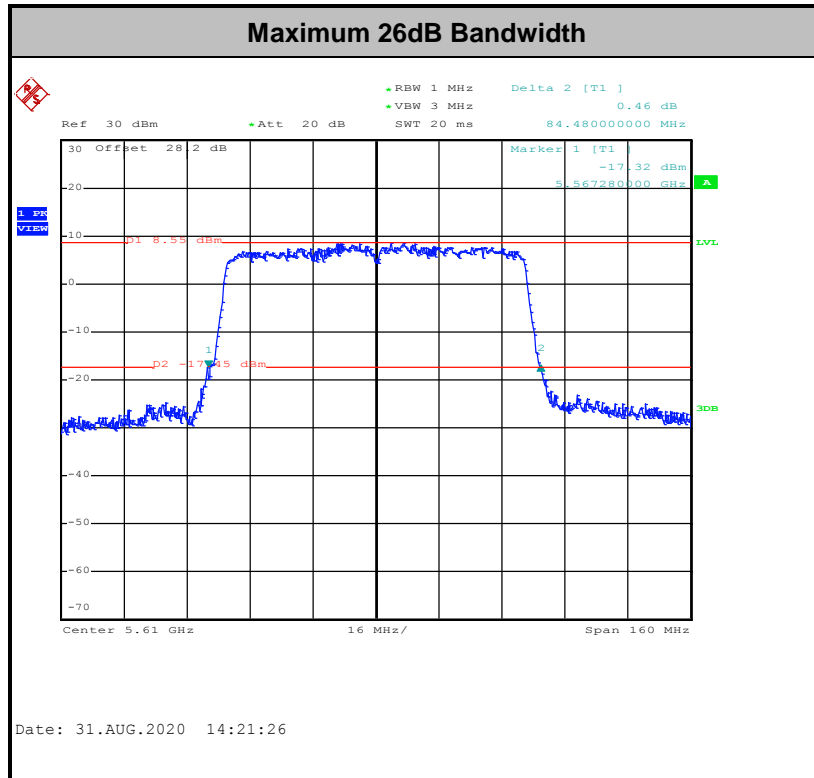
Band II															
Mod.	Data Rate	NTX	CH.	Freq. (MHz)	99% Bandwidth (MHz)		26 dB Bandwidth (MHz)		99% Bandwidth Power Limit (dBm)		99% Bandwidth EIRP Limit (dBm)		26dB Bandwidth Power Limit (dBm)		Note
					Ant 0	Ant 1	Ant 0	Ant 1	Ant 0	Ant 1	Ant 0	Ant 1	Ant 0	Ant 1	
11a	6Mbps	1	52	5260	16.65	16.60	24.40	24.40	23.21	23.20	29.21	29.20	23.98	23.98	
11a	6Mbps	1	60	5300	16.70	16.70	24.55	24.60	23.23	23.23	29.23	29.23	23.98	23.98	
11a	6Mbps	1	64	5320	16.70	16.70	24.20	24.60	23.23	23.23	29.23	29.23	23.98	23.98	
VHT20	MCS0	1	52	5260	17.90	17.95	25.40	26.25	23.53	23.54	29.53	29.54	23.98	23.98	
VHT20	MCS0	1	60	5300	17.90	17.85	25.45	25.75	23.53	23.52	29.53	29.52	23.98	23.98	
VHT20	MCS0	1	64	5320	17.90	17.90	26.35	25.65	23.53	23.53	29.53	29.53	23.98	23.98	
VHT40	MCS0	1	54	5270	36.60	36.50	41.76	41.64	23.98	23.98	30.00	30.00	23.98	23.98	
VHT40	MCS0	1	62	5310	36.60	36.50	41.76	41.94	23.98	23.98	30.00	30.00	23.98	23.98	
VHT80	MCS0	1	58	5290	76.80	76.68	84.16	83.61	23.98	23.98	30.00	30.00	23.98	23.98	
11a	6Mbps	2	52	5260	16.60	16.60	24.15	24.50	23.20		29.20		23.98		
11a	6Mbps	2	60	5300	16.70	16.65	23.85	24.95	23.21		29.21		23.98		
11a	6Mbps	2	64	5320	16.70	16.60	24.15	23.20	23.20		29.20		23.98		
VHT20	MCS0	2	52	5260	17.85	17.80	25.30	24.75	23.50		29.50		23.98		
VHT20	MCS0	2	60	5300	17.80	17.90	25.35	25.10	23.50		29.50		23.98		
VHT20	MCS0	2	64	5320	17.80	17.80	25.45	25.10	23.50		29.50		23.98		
VHT40	MCS0	2	54	5270	36.60	36.60	41.58	41.94	23.98		30.00		23.98		
VHT40	MCS0	2	62	5310	36.60	36.50	41.84	41.76	23.98		30.00		23.98		
VHT80	MCS0	2	58	5290	76.80	77.04	83.93	83.52	23.98		30.00		23.98		



Band III																
Mod.	Data Rate	NTX	CH.	Freq. (MHz)	99% Bandwidth In U-NII 2C (MHz)		26 dB Bandwidth In U-NII 2C (MHz)		99% Bandwidth Power Limit (dBm)		99% Bandwidth EIRP Limit (dBm)		26dB Bandwidth Power Limit (dBm)		6 dB Bandwidth for Straddle Channel (MHz)	
					Ant 0	Ant 1	Ant 0	Ant 1	Ant 0	Ant 1	Ant 0	Ant 1	Ant 0	Ant 1	Ant 0	Ant 1
					11a	6Mbps	1	100	5500	16.70	16.70	24.10	24.40	23.23	23.23	29.23
11a	6Mbps	1	116	5580	16.65	16.70	24.25	24.40	23.21	23.23	29.21	29.23	23.98	23.98	----	----
11a	6Mbps	1	140	5700	16.70	16.70	24.60	24.50	23.23	23.23	29.23	29.23	23.98	23.98	----	----
VHT20	MCS0	1	100	5500	17.85	17.90	25.65	26.15	23.52	23.53	29.52	29.53	23.98	23.98	----	----
VHT20	MCS0	1	116	5580	17.85	17.85	25.10	25.35	23.52	23.52	29.52	29.52	23.98	23.98	----	----
VHT20	MCS0	1	140	5700	17.85	17.90	25.60	26.35	23.52	23.53	29.52	29.53	23.98	23.98	----	----
VHT40	MCS0	1	102	5510	36.60	36.50	41.40	41.88	23.98	23.98	30.00	30.00	23.98	23.98	----	----
VHT40	MCS0	1	110	5550	36.60	36.60	41.66	41.58	23.98	23.98	30.00	30.00	23.98	23.98	----	----
VHT40	MCS0	1	134	5670	36.60	36.70	41.76	41.89	23.98	23.98	30.00	30.00	23.98	23.98	----	----
VHT80	MCS0	1	106	5530	76.68	76.80	83.84	84.16	23.98	23.98	30.00	30.00	23.98	23.98	----	----
VHT80	MCS0	1	122	5610	76.80	76.92	83.57	83.93	23.98	23.98	30.00	30.00	23.98	23.98	----	----
11a	6Mbps	2	100	5500	16.70	16.70	24.15	24.35	23.23		29.23		23.98		----	----
11a	6Mbps	2	116	5580	16.65	16.70	24.30	24.60	23.21		29.21		23.98		----	----
11a	6Mbps	2	140	5700	16.65	16.70	24.00	23.80	23.21		29.21		23.98		----	----
VHT20	MCS0	2	100	5500	17.85	17.85	25.35	25.10	23.52		29.52		23.98		----	----
VHT20	MCS0	2	116	5580	17.90	17.95	25.65	26.15	23.53		29.53		23.98		----	----
VHT20	MCS0	2	140	5700	17.95	17.80	26.15	25.10	23.50		29.50		23.98		----	----
VHT40	MCS0	2	102	5510	36.60	36.50	41.68	41.94	23.98		30.00		23.98		----	----
VHT40	MCS0	2	110	5550	36.50	36.50	42.12	41.82	23.98		30.00		23.98		----	----
VHT40	MCS0	2	134	5670	36.50	36.50	41.48	41.76	23.98		30.00		23.98		----	----
VHT80	MCS0	2	106	5530	76.80	76.80	84.16	82.88	23.98		30.00		23.98		----	----
VHT80	MCS0	2	122	5610	76.68	76.80	83.52	84.48	23.98		30.00		23.98		----	----



Band III straddle channel																
Mod.	Data Rate	NTX	CH.	Freq. (MHz)	99% Bandwidth In U-NII 2C (MHz)		26 dB Bandwidth In U-NII 2C (MHz)		99% Bandwidth Power Limit (dBm)		99% Bandwidth EIRP Limit (dBm)		26dB Bandwidth Power Limit (dBm)		6 dB Bandwidth for Straddle Channel (MHz)	
					Ant 0	Ant 1	Ant 0	Ant 1	Ant 0	Ant 1	Ant 0	Ant 1	Ant 0	Ant 1	Ant 0	Ant 1
					11a	6Mbps	1	144	5720	13.40	13.30	16.95	16.95	22.27	22.24	28.27
VHT20	MCS0	1	144	5720	14.00	13.95	17.60	17.45	22.46	22.45	28.46	28.45	23.46	23.42	2.55	3.1
VHT40	MCS0	1	142	5710	33.30	33.30	35.82	35.88	23.98	23.98	30.00	30.00	23.98	23.98	2.91	3.21
VHT80	MCS0	1	138	5690	73.40	73.40	77.08	77.24	23.98	23.98	30.00	30.00	23.98	23.98	2.6	2.6
11a	6Mbps	2	144	5720	13.45	13.35	17.15	16.95	22.25	22.25	28.25	28.25	23.29	23.29	2.75	2.85
VHT20	MCS0	2	144	5720	13.95	13.95	17.90	17.45	22.45	22.45	28.45	28.45	23.42	23.42	2.55	3.1
VHT40	MCS0	2	142	5710	33.30	33.30	36.00	35.88	23.98	23.98	30.00	30.00	23.98	23.98	2.455	2.46
VHT80	MCS0	2	138	5690	73.64	73.28	77.40	76.60	23.98	23.98	30.00	30.00	23.98	23.98	2.6	2.6



Note: The occupied channel bandwidth is maintained within the band of operation for all of the modulations.



<TXBF Modes>

Test Engineer :	Shiming Liu	Temperature :	23.5~24.5°C
		Relative Humidity :	53~54.1%

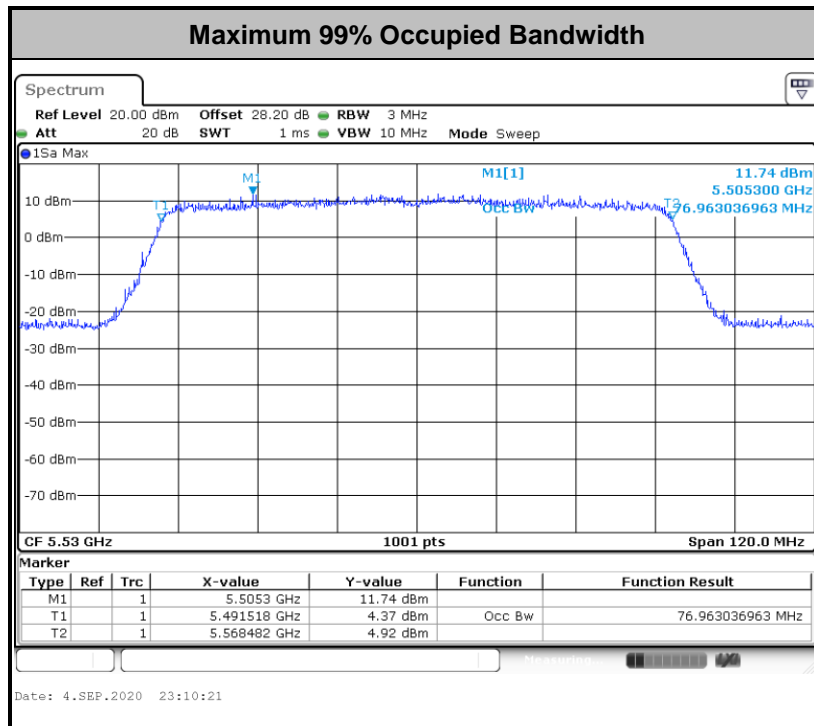
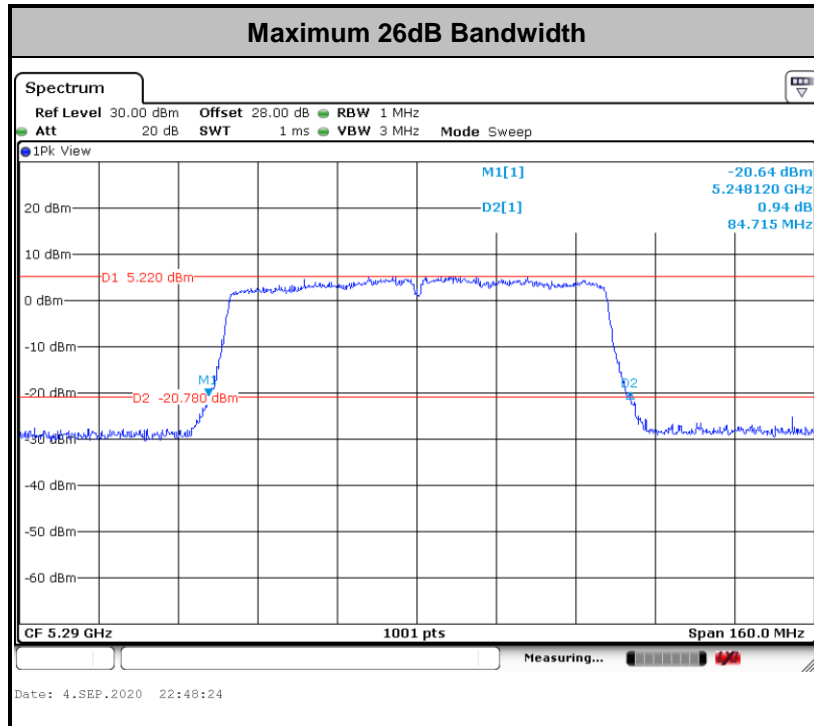
Band I													
Mod.	Data Rate	NTX	CH.	Freq. (MHz)	99% Bandwidth (MHz)		26 dB Bandwidth (MHz)		99% Bandwidth Power Limit (dBm)		99% Bandwidth EIRP Limit (dBm)		Note
					Ant 0	Ant 1	Ant 0	Ant 1	Ant 0	Ant 1	Ant 0	Ant 1	
VHT20	MCS0	2	36	5180	17.98	17.83	25.87	25.32	-	-	22.51		
VHT20	MCS0	2	44	5220	17.93	17.83	25.32	25.12	-	-	22.51		
VHT20	MCS0	2	48	5240	17.93	17.83	25.62	24.73	-	-	22.51		
VHT40	MCS0	2	38	5190	36.56	36.46	42.26	41.90	-	-	23.01		
VHT40	MCS0	2	46	5230	36.56	36.56	42.17	41.81	-	-	23.01		
VHT80	MCS0	2	42	5210	76.72	76.60	84.08	83.44	-	-	23.01		

Band II															
Mod.	Data Rate	NTX	CH.	Freq. (MHz)	99% Bandwidth (MHz)		26 dB Bandwidth (MHz)		99% Bandwidth Power Limit (dBm)		99% Bandwidth EIRP Limit (dBm)		26dB Bandwidth Power Limit (dBm)		Note
					Ant 0	Ant 1	Ant 0	Ant 1	Ant 0	Ant 1	Ant 0	Ant 1	Ant 0	Ant 1	
VHT20	MCS0	2	52	5260	17.93	17.83	25.52	25.57	23.51	23.51	29.51	29.51	23.98	-	
VHT20	MCS0	2	60	5300	17.93	17.83	25.57	26.52	23.51	23.51	29.51	29.51	23.98		
VHT20	MCS0	2	64	5320	17.93	17.83	25.92	25.57	23.51	23.51	29.51	29.51	23.98		
VHT40	MCS0	2	54	5270	36.56	36.66	42.17	41.81	23.98	23.98	30.00	30.00	23.98		
VHT40	MCS0	2	62	5310	36.56	36.56	42.35	42.08	23.98	23.98	30.00	30.00	23.98		
VHT80	MCS0	2	58	5290	76.84	76.84	84.72	83.12	23.98	23.98	30.00	30.00	23.98		



Band III																
Mod.	Data Rate	NTX	CH.	Freq. (MHz)	99% Bandwidth In U-NII 2C (MHz)		26 dB Bandwidth In U-NII 2C (MHz)		99% Bandwidth Power Limit (dBm)		99% Bandwidth EIRP Limit (dBm)		26dB Bandwidth Power Limit (dBm)		6 dB Bandwidth for Straddle Channel (MHz)	
					Ant 0	Ant 1	Ant 0	Ant 1	Ant 0	Ant 1	Ant 0	Ant 1	Ant 0	Ant 1	Ant 0	Ant 1
					VHT20	MCS0	2	100	5500	17.93	17.88	25.72	26.97	23.52	29.52	23.98
VHT20	MCS0	2	116	5580	17.93	17.88	25.67	26.17	23.52	29.52	23.98	---	---			
VHT20	MCS0	2	140	5700	17.98	17.88	26.52	26.62	23.52	29.52	23.98	---	---			
VHT40	MCS0	2	102	5510	36.56	36.56	41.99	41.90	23.98	30.00	23.98	---	---			
VHT40	MCS0	2	110	5550	36.56	36.56	42.17	42.62	23.98	30.00	23.98	---	---			
VHT40	MCS0	2	134	5670	36.56	36.66	41.81	44.69	23.98	30.00	23.98	---	---			
VHT80	MCS0	2	106	5530	76.96	76.60	83.44	82.96	23.98	30.00	23.98	---	---			
VHT80	MCS0	2	122	5610	76.36	76.36	83.76	83.76	23.98	30.00	23.98	---	---			

Band III straddle channel																
Mod.	Data Rate	NTX	CH.	Freq. (MHz)	99% Bandwidth In U-NII 2C (MHz)		26 dB Bandwidth In U-NII 2C (MHz)		99% Bandwidth Power Limit (dBm)		99% Bandwidth EIRP Limit (dBm)		26dB Bandwidth Power Limit (dBm)		6 dB Bandwidth for Straddle Channel (MHz)	
					Ant 0	Ant 1	Ant 0	Ant 1	Ant 0	Ant 1	Ant 0	Ant 1	Ant 0	Ant 1	Ant 0	Ant 1
					VHT20	MCS0	2	144	5720	13.99	13.94	17.89	18.39	22.44	28.44	23.53
VHT40	MCS0	2	142	5710	33.28	33.18	36.04	36.04	23.98	30.00	23.98	2.892	3.1618			
VHT80	MCS0	2	138	5690	73.48	73.24	77.04	76.88	23.98	30.00	23.98	2.565	2.565			



Note: The occupied channel bandwidth is maintained within the band of operation for all of the modulations.



3.2 Maximum Conducted Output Power Measurement

3.2.1 Limit of Maximum Conducted Output Power

<FCC 14-30 CFR 15.407>

For the 5.15–5.25 GHz bands:

- For mobile and portable client devices in the 5.15–5.25 GHz band, the maximum conducted output power over the frequency band of operation shall not exceed 250 mW. For an indoor access point operating in the band 5.15-5.25 GHz, the maximum conducted output power over the frequency band of operation shall not exceed 1 W.

For the 5.25–5.725 GHz bands:

- The maximum conducted output power over the frequency bands of operation shall not exceed the lesser of 250 mW or $11 \text{ dBm} + 10 \log B$, where B is the 26 dB emission bandwidth in megahertz.

For Straddle Channel, according to KDB 789033 D02 General UNII Test Procedures New Rules v02r01, if the power and PSD of the devices are uniform and comply with the lower limits specified for the U-NII-2 bands, a single measurement over the entire emission bandwidth can be performed to show compliance.

If transmitting antennas of directional gain greater than 6 dBi are used, the peak output power shall be reduced by the amount in dB that the directional gain of the antenna exceeds 6 dBi.

Note that U-NII-2 band, devices with a maximum e.i.r.p. greater than 500 mW shall implement TPC in order to have the capability to operate at least 6 dB below the maximum permitted e.i.r.p. of 1 W.

3.2.2 Measuring Instruments

See list of measuring equipment of this test report.

3.2.3 Test Procedures

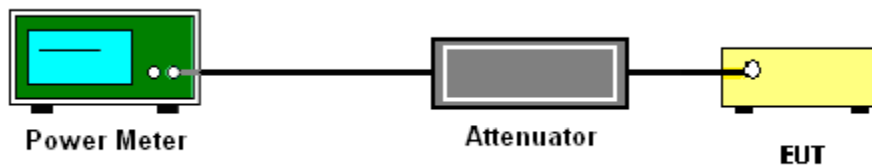
The testing follows Method PM-G of FCC KDB 789033 D02 General UNII Test Procedures New Rules v02r01.

Method PM-G (Measurement using a gated RF average power meter):

1. Measurement is performed using a wideband RF power meter.
2. The EUT is configured to transmit at its maximum power control level.
3. Measure the average power of the transmitter
4. Since the measurement is made only during the ON time of the transmitter, no duty cycle correction factor is required.

For Straddle Channel, according to KDB 789033 D02 General UNII Test Procedures New Rules v02r01, if the power and PSD of the devices are uniform and comply with the lower limits specified for the U-NII-2 bands, a single measurement over the entire emission bandwidth can be performed to show compliance.

3.2.4 Test Setup





3.2.5 Test Result of Maximum Conducted Output Power

<CDD Mode>

Test Engineer :	Kathy Chen	Temperature :	23.7~24.5°C
		Relative Humidity :	53~54.3%

Band I												
Mod.	Data Rate	NTX	CH.	Freq. (MHz)	Average Conducted Power (dBm)			Conducted Power Limit (dBm)		DG (dBi)		Pass/Fail
					Ant 0	Ant 1	SUM	Ant 0	Ant 1	Ant 0	Ant 1	
11a	6Mbps	1	36	5180	17.20	17.40		24.00	24.00	0.80	2.60	Pass
11a	6Mbps	1	44	5220	17.40	17.40		24.00	24.00	0.80	2.60	Pass
11a	6Mbps	1	48	5240	17.40	17.30		24.00	24.00	0.80	2.60	Pass
HT20	MCS0	1	36	5180	17.30	17.20		24.00	24.00	0.80	2.60	Pass
HT20	MCS0	1	44	5220	17.20	17.10		24.00	24.00	0.80	2.60	Pass
HT20	MCS0	1	48	5240	17.20	17.10		24.00	24.00	0.80	2.60	Pass
HT40	MCS0	1	38	5190	17.00	17.20		24.00	24.00	0.80	2.60	Pass
HT40	MCS0	1	46	5230	17.20	17.10		24.00	24.00	0.80	2.60	Pass
VHT20	MCS0	1	36	5180	17.40	17.30		24.00	24.00	0.80	2.60	Pass
VHT20	MCS0	1	44	5220	17.30	17.20		24.00	24.00	0.80	2.60	Pass
VHT20	MCS0	1	48	5240	17.30	17.20		24.00	24.00	0.80	2.60	Pass
VHT40	MCS0	1	38	5190	17.10	17.30		24.00	24.00	0.80	2.60	Pass
VHT40	MCS0	1	46	5230	17.30	17.20		24.00	24.00	0.80	2.60	Pass
VHT80	MCS0	1	42	5210	16.70	16.60		24.00	24.00	0.80	2.60	Pass
11a	6Mbps	2	36	5180	16.40	16.40	19.41	24.00		2.60		Pass
11a	6Mbps	2	44	5220	16.30	16.40	19.36	24.00		2.60		Pass
11a	6Mbps	2	48	5240	16.30	16.40	19.36	24.00		2.60		Pass
HT20	MCS0	2	36	5180	16.10	16.30	19.21	24.00		2.60		Pass
HT20	MCS0	2	44	5220	16.00	16.30	19.16	24.00		2.60		Pass
HT20	MCS0	2	48	5240	16.00	16.30	19.16	24.00		2.60		Pass
HT40	MCS0	2	38	5190	16.10	16.30	19.21	24.00		2.60		Pass
HT40	MCS0	2	46	5230	16.00	16.30	19.16	24.00		2.60		Pass
VHT20	MCS0	2	36	5180	16.20	16.40	19.31	24.00		2.60		Pass
VHT20	MCS0	2	44	5220	16.10	16.40	19.26	24.00		2.60		Pass
VHT20	MCS0	2	48	5240	16.10	16.40	19.26	24.00		2.60		Pass
VHT40	MCS0	2	38	5190	16.20	16.40	19.31	24.00		2.60		Pass
VHT40	MCS0	2	46	5230	16.10	16.40	19.26	24.00		2.60		Pass
VHT80	MCS0	2	42	5210	15.80	16.30	19.07	24.00		2.60		Pass



Band II													
Mod.	Data Rate	NTX	CH.	Freq. (MHz)	Average Conducted Power (dBm)			Conducted Power Limit (dBm)		DG (dBi)		EIRP Power Limit (dBm)	Pass/Fail
					Ant 0	Ant 1	SUM	Ant 0	Ant 1	Ant 0	Ant 1		
11a	6Mbps	1	52	5260	17.30	17.20		23.98	23.98	1.10	2.30	30	Pass
11a	6Mbps	1	60	5300	17.40	17.40		23.98	23.98	1.10	2.30	30	Pass
11a	6Mbps	1	64	5320	17.20	17.40		23.98	23.98	1.10	2.30	30	Pass
HT20	MCS0	1	52	5260	17.30	17.30		23.98	23.98	1.10	2.30	30	Pass
HT20	MCS0	1	60	5300	17.10	17.10		23.98	23.98	1.10	2.30	30	Pass
HT20	MCS0	1	64	5320	17.30	17.20		23.98	23.98	1.10	2.30	30	Pass
HT40	MCS0	1	54	5270	17.10	17.10		23.98	23.98	1.10	2.30	30	Pass
HT40	MCS0	1	62	5310	16.20	15.60		23.98	23.98	1.10	2.30	30	Pass
VHT20	MCS0	1	52	5260	17.40	17.40		23.98	23.98	1.10	2.30	30	Pass
VHT20	MCS0	1	60	5300	17.20	17.20		23.98	23.98	1.10	2.30	30	Pass
VHT20	MCS0	1	64	5320	17.40	17.30		23.98	23.98	1.10	2.30	30	Pass
VHT40	MCS0	1	54	5270	17.20	17.20		23.98	23.98	1.10	2.30	30	Pass
VHT40	MCS0	1	62	5310	16.30	15.70		23.98	23.98	1.10	2.30	30	Pass
VHT80	MCS0	1	58	5290	15.30	15.30		23.98	23.98	1.10	2.30	30	Pass
11a	6Mbps	2	52	5260	16.00	16.30	19.16	23.98	23.98	2.30	2.30	30	Pass
11a	6Mbps	2	60	5300	16.10	16.40	19.26	23.98	23.98	2.30	2.30	30	Pass
11a	6Mbps	2	64	5320	16.10	16.40	19.26	23.98	23.98	2.30	2.30	30	Pass
HT20	MCS0	2	52	5260	15.90	16.20	19.06	23.98	23.98	2.30	2.30	30	Pass
HT20	MCS0	2	60	5300	15.90	16.30	19.11	23.98	23.98	2.30	2.30	30	Pass
HT20	MCS0	2	64	5320	16.00	16.30	19.16	23.98	23.98	2.30	2.30	30	Pass
HT40	MCS0	2	54	5270	15.70	16.20	18.97	23.98	23.98	2.30	2.30	30	Pass
HT40	MCS0	2	62	5310	14.20	14.70	17.47	23.98	23.98	2.30	2.30	30	Pass
VHT20	MCS0	2	52	5260	16.00	16.30	19.16	23.98	23.98	2.30	2.30	30	Pass
VHT20	MCS0	2	60	5300	16.00	16.40	19.21	23.98	23.98	2.30	2.30	30	Pass
VHT20	MCS0	2	64	5320	16.10	16.40	19.26	23.98	23.98	2.30	2.30	30	Pass
VHT40	MCS0	2	54	5270	15.80	16.30	19.07	23.98	23.98	2.30	2.30	30	Pass
VHT40	MCS0	2	62	5310	14.30	14.80	17.57	23.98	23.98	2.30	2.30	30	Pass
VHT80	MCS0	2	58	5290	12.30	12.90	15.62	23.98	23.98	2.30	2.30	30	Pass



Band III													
Mod.	Data Rate	NTX	CH.	Freq. (MHz)	Average Conducted Power (dBm)			Conducted Power Limit (dBm)		DG (dBi)		EIRP Power Limit (dBm)	Pass/Fail
					Ant 0	Ant 1	SUM	Ant 0	Ant 1	Ant 0	Ant 1		
11a	6Mbps	1	100	5500	17.20	17.20		23.98	23.98	1.40	3.00	30	Pass
11a	6Mbps	1	116	5580	17.40	17.40		23.98	23.98	1.40	3.00	30	Pass
11a	6Mbps	1	140	5700	17.40	17.30		23.98	23.98	1.40	3.00	30	Pass
HT20	MCS0	1	100	5500	17.30	17.30		23.98	23.98	1.40	3.00	30	Pass
HT20	MCS0	1	116	5580	17.10	17.10		23.98	23.98	1.40	3.00	30	Pass
HT20	MCS0	1	140	5700	17.10	17.10		23.98	23.98	1.40	3.00	30	Pass
HT40	MCS0	1	102	5510	17.30	16.20		23.98	23.98	1.40	3.00	30	Pass
HT40	MCS0	1	110	5550	17.10	17.20		23.98	23.98	1.40	3.00	30	Pass
HT40	MCS0	1	134	5670	17.20	17.10	-	23.98	23.98	1.40	3.00	30	Pass
VHT20	MCS0	1	100	5500	17.40	17.40		23.98	23.98	1.40	3.00	30	Pass
VHT20	MCS0	1	116	5580	17.20	17.20		23.98	23.98	1.40	3.00	30	Pass
VHT20	MCS0	1	140	5700	17.20	17.20		23.98	23.98	1.40	3.00	30	Pass
VHT40	MCS0	1	102	5510	17.40	16.30		23.98	23.98	1.40	3.00	30	Pass
VHT40	MCS0	1	110	5550	17.20	17.30		23.98	23.98	1.40	3.00	30	Pass
VHT40	MCS0	1	134	5670	17.30	17.20		23.98	23.98	1.40	3.00	30	Pass
VHT80	MCS0	1	106	5530	17.40	15.40		23.98	23.98	1.40	3.00	30	Pass
VHT80	MCS0	1	122	5610	17.30	17.20		23.98	23.98	1.40	3.00	30	Pass
11a	6Mbps	2	100	5500	16.90	16.80	19.86	23.98		3.00		30	Pass
11a	6Mbps	2	116	5580	16.90	16.90	19.91	23.98		3.00		30	Pass
11a	6Mbps	2	140	5700	15.00	14.90	17.96	23.98		3.00		30	Pass
HT20	MCS0	2	100	5500	16.70	16.60	19.66	23.98		3.00		30	Pass
HT20	MCS0	2	116	5580	16.70	16.70	19.71	23.98		3.00		30	Pass
HT20	MCS0	2	140	5700	16.80	16.80	19.81	23.98		3.00		30	Pass
HT40	MCS0	2	102	5510	16.40	16.50	19.46	23.98		3.00		30	Pass
HT40	MCS0	2	110	5550	16.70	16.80	19.76	23.98		3.00		30	Pass
HT40	MCS0	2	134	5670	16.80	16.70	19.76	23.98		3.00		30	Pass
VHT20	MCS0	2	100	5500	16.80	16.70	19.76	23.98		3.00		30	Pass
VHT20	MCS0	2	116	5580	16.80	16.80	19.81	23.98		3.00		30	Pass
VHT20	MCS0	2	140	5700	16.90	16.90	19.91	23.98		3.00		30	Pass
VHT40	MCS0	2	102	5510	16.50	16.60	19.56	23.98		3.00		30	Pass
VHT40	MCS0	2	110	5550	16.80	16.90	19.86	23.98		3.00		30	Pass
VHT40	MCS0	2	134	5670	16.90	16.80	19.86	23.98		3.00		30	Pass
VHT80	MCS0	2	106	5530	15.10	15.20	18.16	23.98		3.00		30	Pass
VHT80	MCS0	2	122	5610	16.90	16.80	19.861	23.98		3.00		30	Pass



Band III straddle channel													
Mod.	Data Rate	NTX	CH.	Freq. (MHz)	Average Conducted Power (dBm)			Conducted Power Limit (dBm)		DG (dBi)		EIRP Power Limit (dBm)	Pass/Fail
					Ant 0	Ant 1	SUM	Ant 0	Ant 1	Ant 0	Ant 1		
11a	6Mbps	1	144	5720	17.30	17.40		23.29	23.29	1.40	3.00	30	Pass
HT20	MCS0	1	144	5720	17.10	17.20		23.98	23.98	1.40	3.00	30	Pass
HT40	MCS0	1	142	5710	17.10	17.20		23.98	23.98	1.40	3.00	30	Pass
VHT20	MCS0	1	144	5720	17.20	17.30		23.46	23.42	1.40	3.00	30	Pass
VHT40	MCS0	1	142	5710	17.20	17.30		23.98	23.98	1.40	3.00	30	Pass
VHT80	MCS0	1	138	5690	17.40	17.40		23.98	23.98	1.40	3.00	30	Pass
11a	6Mbps	2	144	5720	16.50	16.70	19.61	23.29		3.00		30	Pass
HT20	MCS0	2	144	5720	16.70	16.80	19.76	23.98		3.00		30	Pass
HT40	MCS0	2	142	5710	16.60	16.80	19.71	23.98		3.00		30	Pass
VHT20	MCS0	2	144	5720	16.80	16.90	19.86	23.42		3.00		30	Pass
VHT40	MCS0	2	142	5710	16.70	16.90	19.81	23.98		3.00		30	Pass
VHT80	MCS0	2	138	5690	16.90	16.90	19.91	23.98		3.00		30	Pass



<TXBF Mode>

Test Engineer :	Shiming Liu	Temperature :	23.5~24.5°C
		Relative Humidity :	53~54.1%

Band I												
Mod.	Data Rate	NTX	CH.	Freq. (MHz)	Average Conducted Power (dBm)			Conducted Power Limit (dBm)		DG (dBi)		Pass/Fail
					Ant 0	Ant 1	SUM	Ant 0	Ant 1	Ant 0	Ant 1	
VHT20	MCS0	2	36	5180	16.20	15.60	18.92	24.00		4.76		Pass
VHT20	MCS0	2	44	5220	16.30	15.70	19.02	24.00		4.76		Pass
VHT20	MCS0	2	48	5240	16.10	15.70	18.91	24.00		4.76		Pass
VHT40	MCS0	2	38	5190	16.40	15.90	19.17	24.00		4.76		Pass
VHT40	MCS0	2	46	5230	16.40	16.00	19.21	24.00		4.76		Pass
VHT80	MCS0	2	42	5210	16.10	15.20	18.68	24.00		4.76		Pass

Band II													
Mod.	Data Rate	NTX	CH.	Freq. (MHz)	Average Conducted Power (dBm)			FCC Conducted Power Limit (dBm)		DG (dBi)		EIRP Power Limit (dBm)	Pass/Fail
					Ant 0	Ant 1	SUM	Ant 0	Ant 1	Ant 0	Ant 1		
VHT20	MCS0	2	52	5260	16.20	15.70	18.97	23.98		4.73	30	Pass	
VHT20	MCS0	2	60	5300	16.40	15.90	19.17	23.98		4.73	30	Pass	
VHT20	MCS0	2	64	5320	16.30	16.10	19.21	23.98		4.73	30	Pass	
VHT40	MCS0	2	54	5270	16.30	15.70	19.02	23.98		4.73	30	Pass	
VHT40	MCS0	2	62	5310	14.80	14.30	17.57	23.98		4.73	30	Pass	
VHT80	MCS0	2	58	5290	13.50	13.00	16.27	23.98		4.73	30	Pass	



Band III													
Mod.	Data Rate	NTX	CH.	Freq. (MHz)	Average Conducted Power (dBm)			FCC Conducted Power Limit (dBm)		DG (dBi)		EIRP Power Limit (dBm)	Pass/Fail
					Ant 0	Ant 1	SUM	Ant 0	Ant 1	Ant 0	Ant 1		
VHT20	MCS0	2	100	5500	16.60	16.30	19.46	23.98	5.25	30	Pass		
VHT20	MCS0	2	116	5580	16.70	16.30	19.51	23.98	5.25	30	Pass		
VHT20	MCS0	2	140	5700	16.80	16.10	19.47	23.98	5.25	30	Pass		
VHT40	MCS0	2	102	5510	16.30	15.80	19.07	23.98	5.25	30	Pass		
VHT40	MCS0	2	110	5550	16.70	16.00	19.37	23.98	5.25	30	Pass		
VHT40	MCS0	2	134	5670	16.80	16.00	19.43	23.98	5.25	30	Pass		
VHT80	MCS0	2	106	5530	14.20	13.60	16.92	23.98	5.25	30	Pass		
VHT80	MCS0	2	122	5610	16.90	15.80	19.395	23.98	5.25	30	Pass		

Band III straddle channel													
Mod.	Data Rate	NTX	CH.	Freq. (MHz)	Average Conducted Power (dBm)			FCC Conducted Power Limit (dBm)		DG (dBi)		EIRP Power Limit (dBm)	Pass/Fail
					Ant 0	Ant 1	SUM	Ant 0	Ant 1	Ant 0	Ant 1		
VHT20	MCS0	2	144	5720	16.70	16.30	19.51	23.53	5.25	30	Pass		
VHT40	MCS0	2	142	5710	16.80	15.80	19.34	23.98	5.25	30	Pass		
VHT80	MCS0	2	138	5690	16.80	16.00	19.43	23.98	5.25	30	Pass		



3.3 Power Spectral Density Measurement

3.3.1 Limit of Power Spectral Density

<FCC 14-30 CFR 15.407>

For the 5.15–5.25 GHz bands:

For mobile and portable client devices in the 5.15–5.25 GHz band, the maximum power spectral density shall not exceed 11 dBm in any 1.0 MHz band. For an indoor access point operating in the band 5.15-5.25 GHz, the maximum power spectral density shall not exceed 17 dBm in any 1.0 MHz band.

For the 5.25–5.725 GHz bands:

The maximum power spectral density shall not exceed 11 dBm in any 1.0 MHz band.

For Straddle Channel, according to KDB 789033 D02 General UNII Test Procedures New Rules v02r01, if the power and PSD of the devices are uniform and comply with the lower limits specified for the U-NII-2 bands, a single measurement over the entire emission bandwidth can be performed to show compliance.

If transmitting antennas of directional gain greater than 6 dBi are used, the peak output power shall be reduced by the amount in dB that the directional gain of the antenna exceeds 6 dBi.

3.3.2 Measuring Instruments

See list of measuring equipment of this test report.



3.3.3 Test Procedures

The testing follows FCC KDB 789033 D02 General UNII Test Procedures New Rules v02r01.
Section F) Maximum power spectral density.

<CDD Modes>

Method SA-2

(trace averaging across on and off times of the EUT transmissions, followed by duty cycle correction).

- Measure the duty cycle.
- Set span to encompass the entire emission bandwidth (EBW) of the signal.
- Set RBW = 1 MHz.
- Set VBW \geq 3 MHz.
- Number of points in sweep \geq 2 Span / RBW.
- Sweep time = auto.
- Detector = RMS
- Trace average at least 100 traces in power averaging mode.
- Add $10 \log(1/x)$, where x is the duty cycle, to the measured power in order to compute the average power during the actual transmission times. For example, add $10 \log(1/0.25) = 6$ dB if the duty cycle is 25 percent.

<TXBF Modes>

Method SA-3

(power averaging (rms) detection with max hold):

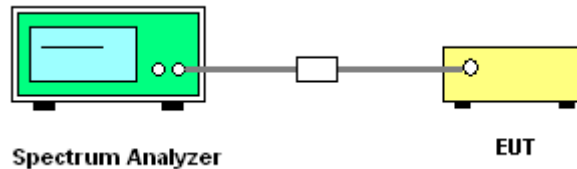
- Set span to encompass the entire emission bandwidth (EBW) of the signal.
- Set RBW = 1 MHz.
- Set VBW \geq 3 MHz
- Number of points in sweep \geq 2 Span / RBW.
- Sweep time \leq (number of points in sweep) \times T, when duty cycle is less than 98 percent where T is the minimum transmission duration over which the transmitter is on and is transmitting at its maximum power control level for the tested mode of operation.
- Detector = power averaging (rms).
- Trace mode = max hold.
- Allow max hold to run for at least 60 seconds, or longer as needed to allow the trace to stabilize.

1. The RF output of EUT was connected to the spectrum analyzer by a low loss cable.
2. Each plot has already offset with cable loss, and attenuator loss. Measure the PPSD and record it.
3. For MIMO mode, calculation method follows FCC KDB 662911 D01 Multiple Transmitter Output v02r01.

Method (a): Measure and sum the spectra across the outputs.

The total final Power Spectral Density is from a device with 2 transmitter outputs. The spectrum measurements of the individual outputs are all performed with the same span and number of points; the spectrum value in the first spectral bin of output 1 is summed with that in the first spectral bin of output 2 to obtain the value for the first frequency bin of the summed spectrum.

3.3.4 Test Setup





3.3.5 Test Result of Power Spectral Density

<CDD Mode>

Test Engineer :	Kathy Chen	Temperature :	23.7~24.5°C
		Relative Humidity :	53~54.3%

Band I														
Mod.	Data Rate	NTX	CH.	Freq. (MHz)	Duty Factor (dB)		Average Power Density with Duty Factor (dBm/MHz)			Average PSD Limit (dBm/MHz)		DG (dBi)		Pass /Fail
					Ant 0	Ant 1	Ant 0	Ant 1	SUM	Ant 0	Ant 1	Ant 0	Ant 1	
11a	6Mbps	1	36	5180	0.10	0.10	6.50	6.73	-	11.00	11.00	0.80	2.60	Pass
11a	6Mbps	1	44	5220	0.10	0.10	6.95	6.94		11.00	11.00	0.80	2.60	Pass
11a	6Mbps	1	48	5240	0.10	0.10	6.96	6.82		11.00	11.00	0.80	2.60	Pass
VHT20	MCS0	1	36	5180	0.09	0.11	6.52	6.37		11.00	11.00	0.80	2.60	Pass
VHT20	MCS0	1	44	5220	0.09	0.11	6.59	6.52		11.00	11.00	0.80	2.60	Pass
VHT20	MCS0	1	48	5240	0.09	0.11	6.59	6.41		11.00	11.00	0.80	2.60	Pass
VHT40	MCS0	1	38	5190	0.18	0.20	3.19	3.36		11.00	11.00	0.80	2.60	Pass
VHT40	MCS0	1	46	5230	0.18	0.20	3.49	3.50		11.00	11.00	0.80	2.60	Pass
VHT80	MCS0	1	42	5210	0.36	0.36	0.06	-0.04		11.00	11.00	0.80	2.60	Pass
11a	6Mbps	2	36	5180	0.10	0.09	-	8.86		11.00	4.76	Pass		
11a	6Mbps	2	44	5220	0.10	0.09		8.91	11.00	4.76	Pass			
11a	6Mbps	2	48	5240	0.10	0.09		8.88	11.00	4.76	Pass			
VHT20	MCS0	2	36	5180	0.10	0.10		8.24	11.00	4.76	Pass			
VHT20	MCS0	2	44	5220	0.10	0.10		8.46	11.00	4.76	Pass			
VHT20	MCS0	2	48	5240	0.10	0.10		8.46	11.00	4.76	Pass			
VHT40	MCS0	2	38	5190	0.20	0.19		5.21	11.00	4.76	Pass			
VHT40	MCS0	2	46	5230	0.20	0.19		5.38	11.00	4.76	Pass			
VHT80	MCS0	2	42	5210	0.36	0.32		2.42	11.00	4.76	Pass			



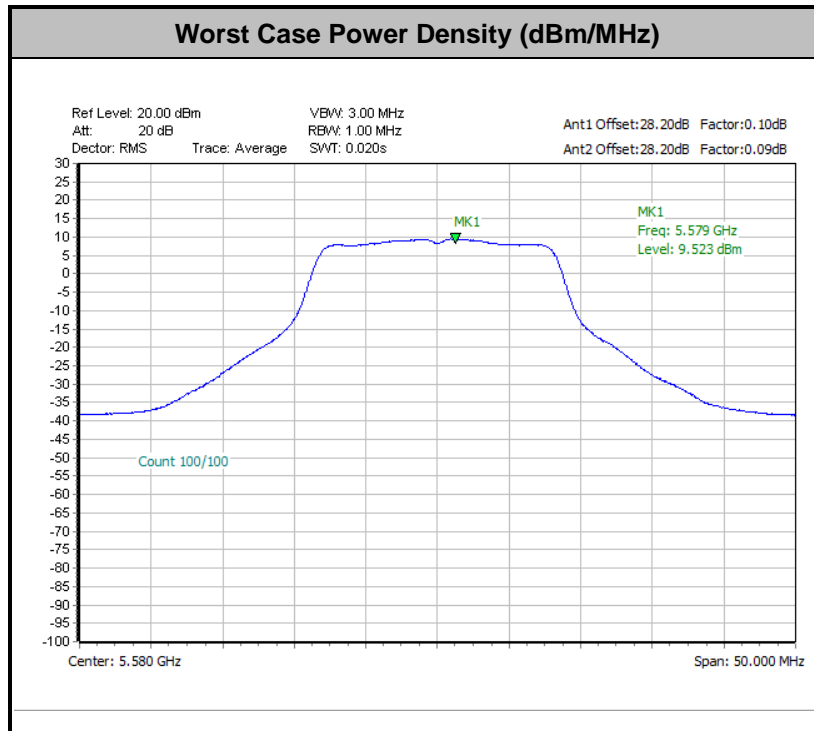
Band II														
Mod.	Data Rate	NTX	CH.	Freq. (MHz)	Duty Factor (dB)		Average Power Density with Duty Factor (dBm/MHz)			Average PSD Limit (dBm/MHz)		DG (dBi)		Pass /Fail
					Ant 0	Ant 1	Ant 0	Ant 1	SUM	Ant 0	Ant 1	Ant 0	Ant 1	
11a	6Mbps	1	52	5260	0.10	0.10	6.64	6.60	-	11.00	11.00	1.10	2.30	Pass
11a	6Mbps	1	60	5300	0.10	0.10	6.89	6.89		11.00	11.00	1.10	2.30	Pass
11a	6Mbps	1	64	5320	0.10	0.10	6.70	7.15		11.00	11.00	1.10	2.30	Pass
VHT20	MCS0	1	52	5260	0.09	0.11	6.81	6.70		11.00	11.00	1.10	2.30	Pass
VHT20	MCS0	1	60	5300	0.09	0.11	6.49	6.50		11.00	11.00	1.10	2.30	Pass
VHT20	MCS0	1	64	5320	0.09	0.11	6.91	6.74		11.00	11.00	1.10	2.30	Pass
VHT40	MCS0	1	54	5270	0.18	0.20	3.34	3.38		11.00	11.00	1.10	2.30	Pass
VHT40	MCS0	1	62	5310	0.18	0.20	2.59	2.16		11.00	11.00	1.10	2.30	Pass
VHT80	MCS0	1	58	5290	0.36	0.36	-1.29	-1.34		11.00	11.00	1.10	2.30	Pass
11a	6Mbps	2	52	5260	0.10	0.09	-		8.63	11.00	4.73	Pass		
11a	6Mbps	2	60	5300	0.10	0.09			8.93	11.00	4.73	Pass		
11a	6Mbps	2	64	5320	0.10	0.09			9.13	11.00	4.73	Pass		
VHT20	MCS0	2	52	5260	0.10	0.10			8.26	11.00	4.73	Pass		
VHT20	MCS0	2	60	5300	0.10	0.10			8.46	11.00	4.73	Pass		
VHT20	MCS0	2	64	5320	0.10	0.10			8.76	11.00	4.73	Pass		
VHT40	MCS0	2	54	5270	0.20	0.19			5.28	11.00	4.73	Pass		
VHT40	MCS0	2	62	5310	0.20	0.19			4.01	11.00	4.73	Pass		
VHT80	MCS0	2	58	5290	0.36	0.32			-1.25	11.00	4.73	Pass		



Band III														
Mod.	Data Rate	NTX	CH.	Freq. (MHz)	Duty Factor (dB)		Average Power Density with Duty Factor (dBm/MHz)			Average PSD Limit (dBm/MHz)		DG (dBi)		Pass /Fail
					Ant 0	Ant 1	Ant 0	Ant 1	SUM	Ant 0	Ant 1	Ant 0	Ant 1	
11a	6Mbps	1	100	5500	0.10	0.10	6.59	6.74	-	11.00	11.00	1.40	3.00	Pass
11a	6Mbps	1	116	5580	0.10	0.10	6.98	6.94		11.00	11.00	1.40	3.00	Pass
11a	6Mbps	1	140	5700	0.10	0.10	7.09	7.03		11.00	11.00	1.40	3.00	Pass
VHT20	MCS0	1	100	5500	0.09	0.11	6.63	6.75		11.00	11.00	1.40	3.00	Pass
VHT20	MCS0	1	116	5580	0.09	0.11	6.49	6.50		11.00	11.00	1.40	3.00	Pass
VHT20	MCS0	1	140	5700	0.09	0.11	6.61	6.60		11.00	11.00	1.40	3.00	Pass
VHT40	MCS0	1	102	5510	0.18	0.20	3.61	2.54		11.00	11.00	1.40	3.00	Pass
VHT40	MCS0	1	110	5550	0.18	0.20	3.50	3.68		11.00	11.00	1.40	3.00	Pass
VHT40	MCS0	1	134	5670	0.18	0.20	3.57	3.46		11.00	11.00	1.40	3.00	Pass
VHT80	MCS0	1	106	5530	0.36	0.36	0.80	-1.27		11.00	11.00	1.40	3.00	Pass
VHT80	MCS0	1	122	5610	0.36	0.36	0.81	0.60		11.00	11.00	1.40	3.00	Pass
11a	6Mbps	2	100	5500	0.10	0.09	-		9.39	11.00	5.25	Pass		
11a	6Mbps	2	116	5580	0.10	0.09			9.52	11.00	5.25	Pass		
11a	6Mbps	2	140	5700	0.10	0.09			7.64	11.00	5.25	Pass		
VHT20	MCS0	2	100	5500	0.10	0.10			8.90	11.00	5.25	Pass		
VHT20	MCS0	2	116	5580	0.10	0.10			8.89	11.00	5.25	Pass		
VHT20	MCS0	2	140	5700	0.10	0.10			9.30	11.00	5.25	Pass		
VHT40	MCS0	2	102	5510	0.20	0.19			5.73	11.00	5.25	Pass		
VHT40	MCS0	2	110	5550	0.20	0.19			6.04	11.00	5.25	Pass		
VHT40	MCS0	2	134	5670	0.20	0.19			5.93	11.00	5.25	Pass		
VHT80	MCS0	2	106	5530	0.36	0.32			1.28	11.00	5.25	Pass		
VHT80	MCS0	2	122	5610	0.36	0.32			3.16	11.00	5.25	Pass		



Band III straddle channel single antenna														
Mod.	Data Rate	NTX	CH.	Freq. (MHz)	Duty Factor (dB)		Average Power Density (dBm/MHz)			Average PSD Limit (dBm/MHz)		DG (dBi)		Pass /Fail
					Ant 0	Ant 1	Ant 0	Ant 1	SUM	Ant 0	Ant 1	Ant 0	Ant 1	
11a	6Mbps	1	144	5720	0.10	0.10	6.95	7.18		11.00	11.00	1.40	3.00	Pass
VHT20	MCS0	1	144	5720	0.09	0.11	6.53	6.80		11.00	11.00	1.40	3.00	Pass
VHT40	MCS0	1	142	5710	0.18	0.20	3.56	3.73		11.00	11.00	1.40	3.00	Pass
VHT80	MCS0	1	138	5690	0.36	0.36	0.91	0.84		11.00	11.00	1.40	3.00	Pass
11a	6Mbps	2	144	5720	0.10	0.09				9.40	11.00	5.25		Pass
VHT20	MCS0	2	144	5720	0.10	0.10				9.35	11.00	5.25		Pass
VHT40	MCS0	2	142	5710	0.20	0.19				6.18	11.00	5.25		Pass
VHT80	MCS0	2	138	5690	0.36	0.32				3.20	11.00	5.25		Pass



Note: Average Power Density (dB) = Measured value+ Duty Factor



<TXBF Mode>

Test Engineer :	Shiming Liu	Temperature :	23.5~24.5°C
		Relative Humidity :	53~54.1%

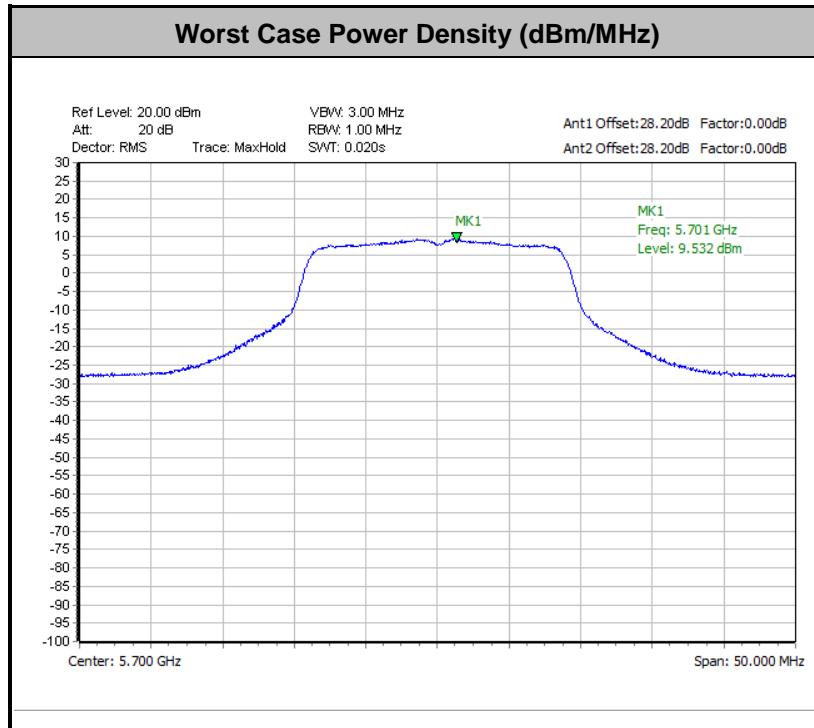
Band I												
Mod.	Data Rate	NTX	CH.	Freq. (MHz)	Average Power Density (dBm/MHz)			Average PSD Limit (dBm/MHz)		DG (dBi)		Pass /Fail
					Ant 0	Ant 1	SUM	Ant 0	Ant 1	Ant 0	Ant 1	
VHT20	MCS0	2	36	5180	-		8.86	11.00	4.76	Pass		
VHT20	MCS0	2	44	5220		9.07	11.00	4.76	Pass			
VHT20	MCS0	2	48	5240		8.86	11.00	4.76	Pass			
VHT40	MCS0	2	38	5190		5.89	11.00	4.76	Pass			
VHT40	MCS0	2	46	5230		6.06	11.00	4.76	Pass			
VHT80	MCS0	2	42	5210		2.37	11.00	4.76	Pass			

Band II												
Mod.	Data Rate	NTX	CH.	Freq. (MHz)	Average Power Density (dBm/MHz)			Average PSD Limit (dBm/MHz)		DG (dBi)		Pass /Fail
					Ant 0	Ant 1	SUM	Ant 0	Ant 1	Ant 0	Ant 1	
VHT20	MCS0	2	52	5260	-		8.96	11.00	4.73	Pass		
VHT20	MCS0	2	60	5300		9.14	11.00	4.73	Pass			
VHT20	MCS0	2	64	5320		9.40	11.00	4.73	Pass			
VHT40	MCS0	2	54	5270		5.72	11.00	4.73	Pass			
VHT40	MCS0	2	62	5310		4.36	11.00	4.73	Pass			
VHT80	MCS0	2	58	5290		0.03	11.00	4.73	Pass			



Band III												
Mod.	Data Rate	NTX	CH.	Freq. (MHz)	Average Power Density (dBm/MHz)			Average PSD Limit (dBm/MHz)		DG (dBi)		Pass /Fail
					Ant 0	Ant 1	SUM	Ant 0	Ant 1	Ant 0	Ant 1	
VHT20	MCS0	2	100	5500	-		9.39	11.00	5.25		Pass	
VHT20	MCS0	2	116	5580			9.50	11.00	5.25		Pass	
VHT20	MCS0	2	140	5700			9.53	11.00	5.25		Pass	
VHT40	MCS0	2	102	5510			5.93	11.00	5.25		Pass	
VHT40	MCS0	2	110	5550			6.08	11.00	5.25		Pass	
VHT40	MCS0	2	134	5670			6.26	11.00	5.25		Pass	
VHT80	MCS0	2	106	5530			0.86	11.00	5.25		Pass	
VHT80	MCS0	2	122	5610			3.18	11.00	5.25		Pass	

Band III straddle channel												
Mod.	Data Rate	NTX	CH.	Freq. (MHz)	Average Power Density (dBm/MHz)			Average PSD Limit (dBm/MHz)		DG (dBi)		Pass /Fail
					Ant 0	Ant 1	SUM	Ant 0	Ant 1	Ant 0	Ant 1	
VHT20	MCS0	2	144	5720	-		9.41	11.00	5.25		Pass	
VHT40	MCS0	2	142	5710			5.91	11.00	5.25		Pass	
VHT80	MCS0	2	138	5690			3.21	11.00	5.25		Pass	





3.4 Unwanted Emissions Measurement

This section is to measure unwanted emissions through radiated measurement for band edge spurious emissions and out of band emissions measurement.

3.4.1 Limit of Unwanted Emissions

- (1) For transmitters operating in the 5150-5250 MHz band: all emissions outside of the 5150-5350 MHz band shall not exceed an EIRP of -27dBm/MHz.

For transmitters operating in the 5250-5350 MHz band: all emissions outside of the 5150-5350 MHz band shall not exceed an EIRP of -27 dBm/MHz. Devices operating in the 5250-5350 MHz band that generate emissions in the 5150-5250 MHz band must meet all applicable technical requirements for operation in the 5150-5250 MHz band (including indoor use) or alternatively meet an out-of-band emission EIRP limit of -27 dBm/MHz in the 5150-5250 MHz band.

For transmitters operating in the 5470-5600 MHz and 5650-5725MHz band: all emissions outside of the 5470-5600 MHz and 5650-5725MHz band shall not exceed an EIRP of -27 dBm/MHz.

- (2) Unwanted spurious emissions fallen in restricted bands shall comply with the general field strength limits as below table:

Frequency (MHz)	Field Strength (microvolts/meter)	Measurement Distance (meters)
0.009 – 0.490	2400/F(kHz)	300
0.490 – 1.705	24000/F(kHz)	30
1.705 – 30.0	30	30
30 – 88	100	3
88 – 216	150	3
216 - 960	200	3
Above 960	500	3

Note: The following formula is used to convert the EIRP to field strength.

$$E = \frac{1000000\sqrt{30P}}{3} \text{ } \mu\text{V/m, where P is the eirp (Watts)}$$



EIRP (dBm)	Field Strength at 3m (dBμV/m)
- 27	68.3

(3) KDB789033 D02 v02r01 G)2)c)

- (i) Sections 15.407(b)(1-3) specifies the unwanted emissions limit for the U-NII-1 and U-NII-2 bands. As specified, emissions above 1000 MHz that are outside of the restricted bands are subject to a peak emission limit of -27 dBm/MHz.
- (ii) Section 15.407(b)(4) specifies the unwanted emissions limit for the U-NII-3 band. A band emissions mask is specified in Section 15.407(b)(4)(i). The emission limits are based on the use of a peak detector.

3.4.2 Measuring Instruments

See list of measuring equipment of this test report.

3.4.3 Test Procedures

1. The testing follows FCC KDB 789033 D02 General UNII Test Procedures New Rules v02r01.

Section G) Unwanted emissions measurement.

(1) Procedure for Unwanted Emissions Measurements Below 1000MHz

- RBW = 120 kHz
- VBW = 300 kHz
- Detector = Peak
- Trace mode = max hold

(2) Procedure for Peak Unwanted Emissions Measurements Above 1000 MHz

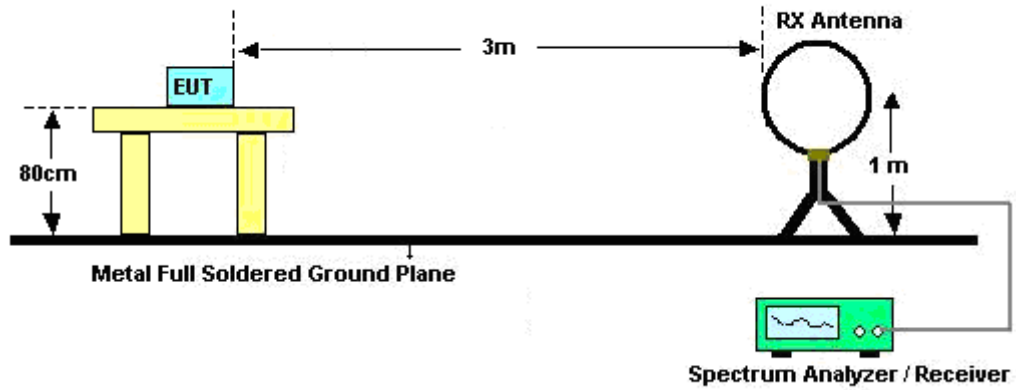
- RBW = 1 MHz
- VBW ≥ 3 MHz
- Detector = Peak
- Sweep time = auto
- Trace mode = max hold



- (3) Procedures for Average Unwanted Emissions Measurements Above 1000MHz
- RBW = 1 MHz
 - VBW = 10 Hz, when duty cycle is no less than 98 percent.
 - $VBW \geq 1/T$, when duty cycle is less than 98 percent where T is the minimum transmission duration over which the transmitter is on and is transmitting at its maximum power control level for the tested mode of operation.
2. The EUT was placed on a turntable with 0.8 meter for frequency below 1GHz and 1.5 meter for frequency above 1GHz respectively above ground.
 3. The EUT was set 3 meters from the interference receiving antenna which was mounted on the top of a variable height antenna tower.
 4. The antenna is a broadband antenna and its height is adjusted between one meter and four meters above ground to find the maximum value of the field strength for both horizontal polarization and vertical polarization of the antenna.
 5. For each suspected emission, the EUT was arranged to its worst case and then adjust the antenna tower (from 1 m to 4 m) and turntable (from 0 degree to 360 degrees) to find the maximum reading.
 6. For testing below 1GHz, if the emission level of the EUT in peak mode was 3 dB lower than the limit specified, then peak values of EUT will be reported, otherwise, the emissions will be repeated one by one using the CISPR quasi-peak method and reported.
 7. For testing above 1GHz, the emission level of the EUT in peak mode was 20dB lower than average limit (that means the emission level in average mode also complies with the limit in average mode), then peak values of EUT will be reported, otherwise, the emissions will be measured in average mode again and reported.

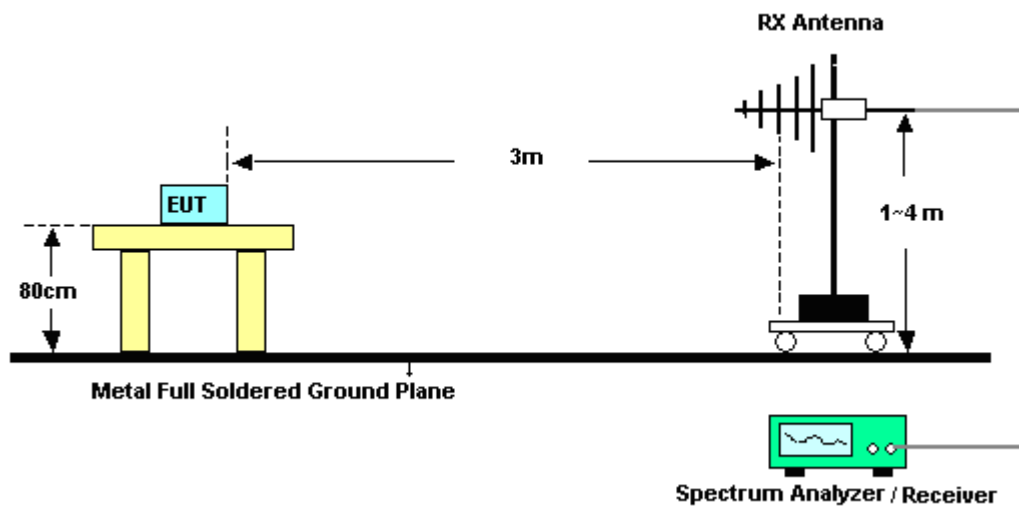
3.4.4 Test Setup

For radiated emissions below 30MHz

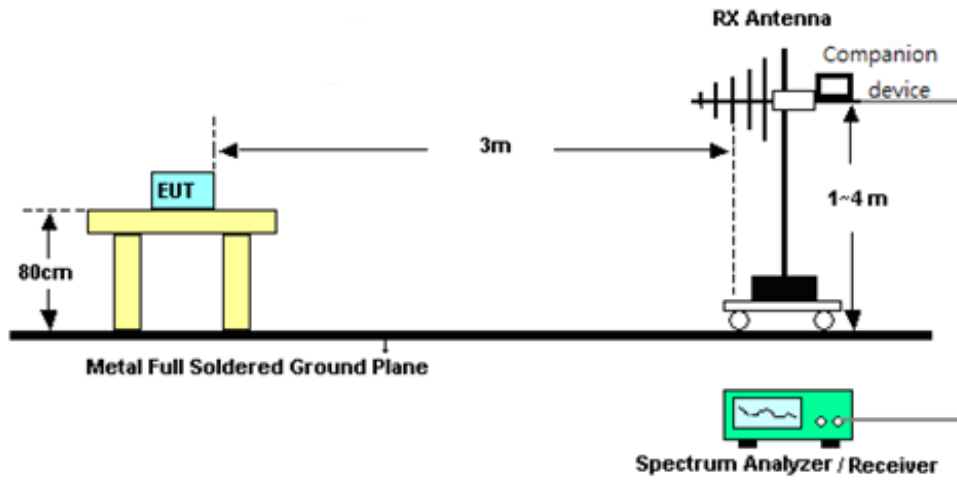


For radiated emissions from 30MHz to 1GHz

<CDD Mode>

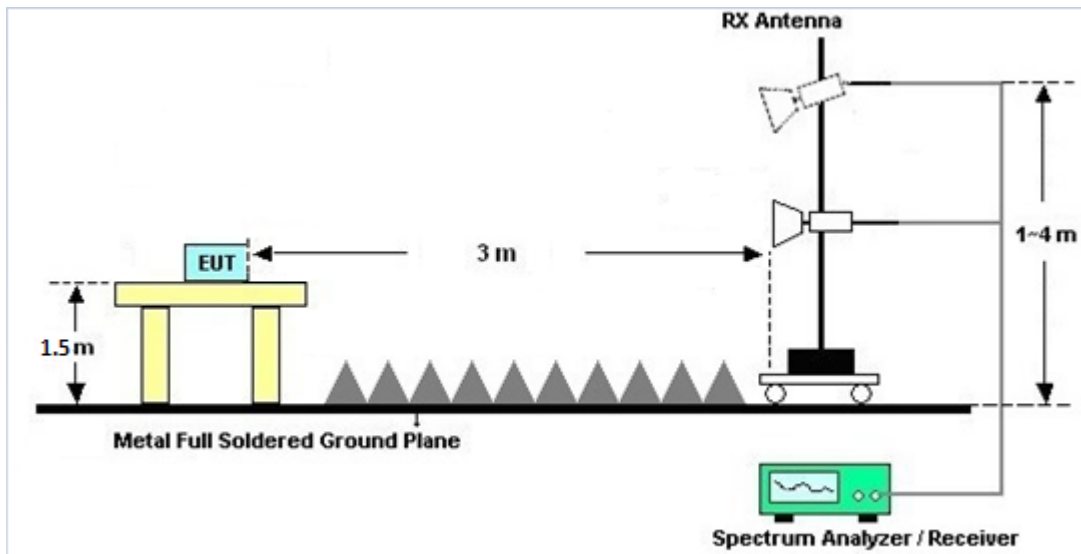


<TXBF Modes>

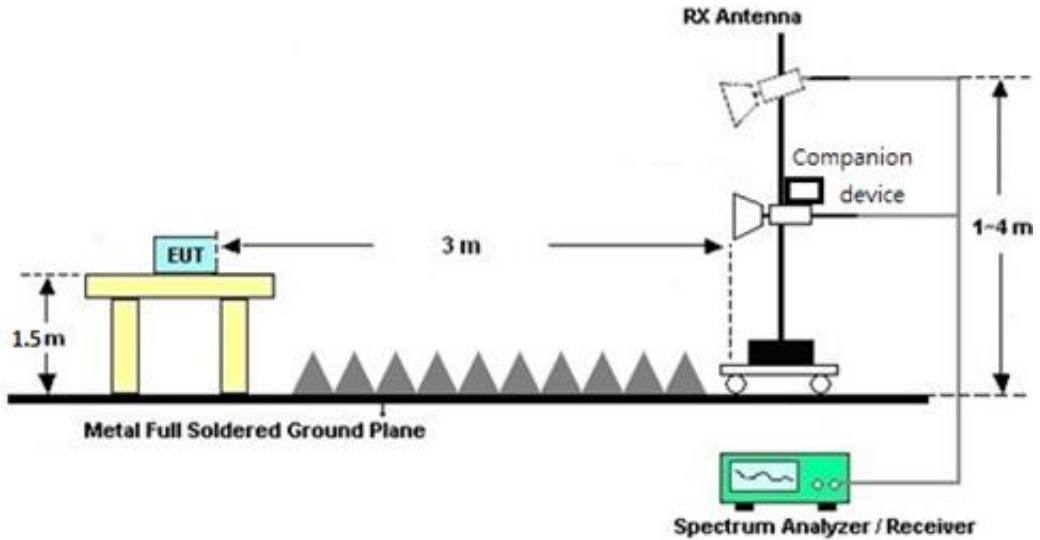


For radiated emissions above 1GHz

<CDD Mode>



<TXBF Modes>



3.4.5 Test Results of Radiated Spurious Emissions (9 kHz ~ 30 MHz)

The low frequency, which started from 9 kHz to 30MHz, was pre-scanned and the result which was 20dB lower than the limit line was not reported.

There is a comparison data of both open-field test site and alternative test site - semi-Anechoic chamber according to 414788 D01 Radiated Test Site v01r01, and the result came out very similar.

3.4.6 Test Result of Radiated Spurious at Band Edges

Please refer to Appendix B and C.

3.4.7 Duty Cycle

Please refer to Appendix D.

3.4.8 Test Result of Radiated Spurious Emissions (30MHz ~ 10th Harmonic)

Please refer to Appendix B and C.



3.5 AC Conducted Emission Measurement

3.5.1 Limit of AC Conducted Emission

For equipment that is designed to be connected to the public utility (AC) power line, the radio frequency voltage that is conducted back onto the AC power line on any frequency or frequencies within the band 150 kHz to 30 MHz shall not exceed the limits in the following table.

Frequency of emission (MHz)	Conducted limit (dB μ V)	
	Quasi-peak	Average
0.15-0.5	66 to 56*	56 to 46*
0.5-5	56	46
5-30	60	50

*Decreases with the logarithm of the frequency.

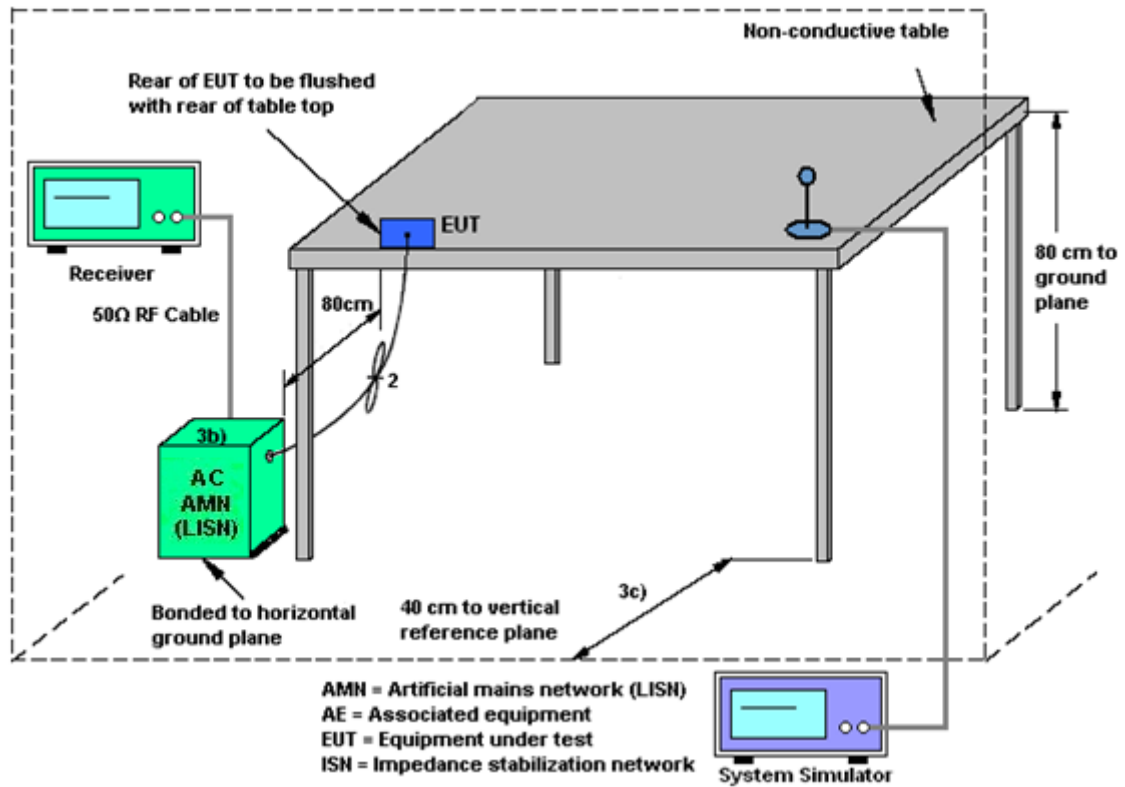
3.5.2 Measuring Instruments

See list of measuring equipment of this test report.

3.5.3 Test Procedures

1. The EUT was placed 0.4 meter from the conducting wall of the shielding room was kept at least 80 centimeters from any other grounded conducting surface.
2. Connect EUT to the power mains through a line impedance stabilization network (LISN).
3. All the support units are connecting to the other LISN.
4. The LISN provides 50 ohm coupling impedance for the measuring instrument.
5. The FCC states that a 50 ohm, 50 microhenry LISN should be used.
6. Both sides of AC line were checked for maximum conducted interference.
7. The frequency range from 150 kHz to 30 MHz was searched.
8. Set the test-receiver system to Peak Detect Function and specified bandwidth with Maximum Hold Mode.

3.5.4 Test Setup



3.5.5 Test Result of AC Conducted Emission

Please refer to Appendix A.



3.6 Automatically Discontinue Transmission

3.6.1 Limit of Automatically Discontinue Transmission

The device shall automatically discontinue transmission in case of either absence of information to transmit or operational failure. These provisions are not intended to preclude the transmission of control or signaling information or the use of repetitive codes used by certain digital technologies to complete frame or burst intervals. Applicants shall include in their application for equipment authorization to describe how this requirement is met.

3.6.2 Measuring Instruments

See list of measuring equipment of this test report.

3.6.3 Test Result of Automatically Discontinue Transmission

While the EUT is not transmitting any information, the EUT can automatically discontinue transmission and become standby mode for power saving. The EUT can detect the controlling signal of ACK message transmitting from remote device and verify whether it shall resend or discontinue transmission.



3.7 Antenna Requirements

3.7.1 Standard Applicable

If transmitting antenna directional gain is greater than 6 dBi, both the peak transmit power and the peak power spectral density shall be reduced by the amount in dB that the directional gain of the antenna exceeds 6 dBi.

3.7.2 Antenna Anti-Replacement Construction

An embedded-in antenna design is used.

3.7.3 Antenna Gain

<CDD Modes >

FCC KDB 662911 D01 Multiple Transmitter Output v02r01

For CDD transmissions, directional gain is calculated as

Directional gain = GANT + Array Gain, where Array Gain is as follows.

For power spectral density (PSD) measurements on all devices,

Array Gain = 10 log(NANT/NSS=1) dB.

For power measurements on IEEE 802.11 devices,

Array Gain = 0 dB (i.e., no array gain) for NANT ≤ 4.

Directional gain may be calculated by using the formulas applicable to equal gain antennas with GANT set equal to the gain of the antenna having the highest gain;

The EUT supports CDD mode.

For power, the directional gain GANT is set equal to the antenna having the highest gain, i.e., F)2)f)i).

For PSD, the directional gain calculation is following F)2)f)ii) of KDB 662911 D01 v02r01.

The power and PSD limit should be modified if the directional gain of EUT is over 6 dBi,

The directional gain "DG" is calculated as following table.

<CDD Modes>						
			DG	DG	Power	PSD
			for	for	Limit	Limit
	Ant. 1	Ant. 2	Power	PSD	Reduction	Reduction
	(dBi)	(dBi)	(dBi)	(dBi)	(dB)	(dB)
Band I	0.80	2.60	2.60	4.76	0.00	0.00
Band II	1.10	2.30	2.30	4.73	0.00	0.00
Band III	1.40	3.00	3.00	5.25	0.00	0.00

Power limit reduction = Composite gain – 6dBi, (min = 0)

PSD limit reduction = Composite gain + PSD Array gain – 6dBi, (min = 0)

TXBF modes

FCC KDB 662911 D01 Multiple Transmitter Output v02r01

For CDD transmissions, directional gain is calculated as

$$DirectionalGain = 10 \cdot \log \left[\frac{\sum_{j=1}^{N_{SS}} \left\{ \sum_{k=1}^{N_{ANT}} g_{j,k} \right\}^2}{N_{ANT}} \right]$$

where

Each antenna is driven by no more than one spatial stream;

N_{SS} = the number of independent spatial streams of data;

N_{ANT} = the total number of antennas

$g_{j,k} = 10^{G_k / 20}$ if the k th antenna is being fed by spatial stream j , or zero if it is not;
 G_k is the gain in dBi of the k th antenna.

The EUT supports beamforming for 802.11ac modes.

The directional gain calculation is following F)2)e)ii) of KDB 662911 D01 v02r01.

The power and PSD limit should be modified if the directional gain of EUT is over 6 dBi,

The directional gain “DG” is calculated as following table.

			DG	DG	Power	PSD
			for	for	Limit	Limit
	Ant 1	Ant 2	Power	PSD	Reduction	Reduction
	(dBi)	(dBi)	(dBi)	(dBi)	(dB)	(dB)
Band I	0.80	2.60	4.76	4.76	0.00	0.00
Band II	1.10	2.30	4.73	4.73	0.00	0.00
Band III	1.40	3.00	5.25	5.25	0.00	0.00

$$Power\ Limit\ Reduction = DG(Power) - 6dBi, (min = 0)$$

$$PSD\ Limit\ Reduction = DG(PSD) - 6dBi, (min = 0)$$



4 List of Measuring Equipment

Instrument	Brand Name	Model No.	Serial No.	Characteristics	Calibration Date	Test Date	Due Date	Remark
Amplifier	SONOMA	310N	187312	9kHz~1GHz	Dec. 03, 2019	Jul. 24, 2020~ Sep. 03, 2020	Dec. 02, 2020	Radiation (03CH11-HY)
Bilog Antenna	TESEQ	CBL 6111D & N-6-06	35414 & AT-N0602	30MHz~1GHz	Oct. 12, 2019	Jul. 24, 2020~ Sep. 03, 2020	Oct. 11, 2020	Radiation (03CH11-HY)
Horn Antenna	SCHWARZBE CK	BBHA 9120 D	9120D-132 6	1GHz ~ 18GHz	Nov. 04, 2019	Jul. 24, 2020~ Sep. 03, 2020	Nov. 03, 2020	Radiation (03CH11-HY)
Loop Antenna	Rohde & Schwarz	HFH2-Z2	100488	9 kHz~30 MHz	Jul. 14, 2020	Jul. 24, 2020~ Sep. 03, 2020	Jul. 13, 2021	Radiation (03CH11-HY)
Preamplifier	Keysight	83017A	MY532700 80	1GHz~26.5GHz	Nov. 13, 2019	Jul. 24, 2020~ Sep. 03, 2020	Nov. 12, 2020	Radiation (03CH11-HY)
Spectrum Analyzer	Keysight	N9010A	MY542004 86	10Hz ~ 44GHz	Oct. 28, 2019	Jul. 24, 2020~ Sep. 03, 2020	Oct. 27, 2020	Radiation (03CH11-HY)
Controller	EMEC	EM 1000	N/A	Control Turn table & Ant Mast	N/A	Jul. 24, 2020~ Sep. 03, 2020	N/A	Radiation (03CH11-HY)
Antenna Mast	EMEC	AM-BS-4500- B	N/A	1~4m	N/A	Jul. 24, 2020~ Sep. 03, 2020	N/A	Radiation (03CH11-HY)
Turn Table	EMEC	TT 2000	N/A	0~360 Degree	N/A	Jul. 24, 2020~ Sep. 03, 2020	N/A	Radiation (03CH11-HY)
Preamplifier	Jet-Power	JPA0118-55-3 03	171000180 0055007	1GHz~18GHz	Mar. 31, 2020	Jul. 24, 2020~ Sep. 03, 2020	Mar. 30, 2021	Radiation (03CH11-HY)
SHF-EHF Horn Antenna	SCHWARZBE CK	BBHA 9170	BBHA9170 576	18GHz- 40GHz	May 22, 2020	Jul. 24, 2020~ Sep. 03, 2020	May 21, 2021	Radiation (03CH11-HY)
Spectrum Analyzer	Keysight	N9010A	MY542004 86	10Hz~44GHz	Oct. 28, 2019	Jul. 24, 2020~ Sep. 03, 2020	Oct. 27, 2020	Radiation (03CH11-HY)
Software	Audix	E3 6.2009-8-24	RK-00105 3	N/A	N/A	Jul. 24, 2020~ Sep. 03, 2020	N/A	Radiation (03CH11-HY)
RF Cable	HUBER + SUHNER	SUCOFLEX 104	MY9837/4 PE	9kHz-30MHz	Mar. 12, 2020	Jul. 24, 2020~ Sep. 03, 2020	Mar. 11, 2021	Radiation (03CH11-HY)
RF Cable	HUBER + SUHNER	SUCOFLEX 102	MY2859/2	30MHz-40GHz	Mar. 12, 2020	Jul. 24, 2020~ Sep. 03, 2020	Mar. 11, 2021	Radiation (03CH11-HY)
RF Cable	HUBER + SUHNER	SUCOFLEX 104	MY9837/4 PE	30M-18G	Mar. 12, 2020	Jul. 24, 2020~ Sep. 03, 2020	Mar. 11, 2021	Radiation (03CH11-HY)
RF Cable	HUBER + SUHNER	SUCOFLEX 102	MY4274/2	30MHz-40GHz	Mar. 12, 2020	Jul. 24, 2020~ Sep. 03, 2020	Mar. 11, 2021	Radiation (03CH11-HY)
Filter	Wainwright	WLK4-1000-1 530-8000-40S S	SN11	1.53G Low Pass	Sep. 15, 2019	Jul. 24, 2020~ Sep. 03, 2020	Sep. 14, 2020	Radiation (03CH11-HY)
Filter	Wainwright	WHKX8-5872. 5-6750-18000 -40SS	SN3	6.75GHz High Pass Filter	Sep. 16, 2019	Jul. 24, 2020~ Sep. 03, 2020	Sep. 15, 2020	Radiation (03CH11-HY)
Hygrometer	TECEPEL	DTN-303B	TP140325	N/A	Nov. 07, 2019	Jul. 24, 2020~ Sep. 03, 2020	Nov. 06, 2020	Radiation (03CH11-HY)
Hygrometer	TECEPEL	DTN-303B	TP161237	N/A	Oct. 25, 2019	Jul. 24, 2020~ Sep. 03, 2020	Oct. 24, 2020	Radiation (03CH11-HY)



Instrument	Brand Name	Model No.	Serial No.	Characteristics	Calibration Date	Test Date	Due Date	Remark
AC Power Source	ChainTek	APC-1000W	N/A	N/A	N/A	Sep. 23, 2020	N/A	Conduction (CO05-HY)
EMI Test Receiver	Rohde & Schwarz	ESR3	102388	9kHz~3.6GHz	Nov. 15, 2019	Sep. 23, 2020	Nov. 14, 2020	Conduction (CO05-HY)
Hygrometer	Testo	608-H1	34913912	N/A	Nov. 07, 2019	Sep. 23, 2020	Nov. 06, 2020	Conduction (CO05-HY)
LISN	Rohde & Schwarz	ENV216	100081	9kHz~30MHz	Nov. 15, 2019	Sep. 23, 2020	Nov. 14, 2020	Conduction (CO05-HY)
Software	Rohde & Schwarz	EMC32 V10.30	N/A	N/A	N/A	Sep. 23, 2020	N/A	Conduction (CO05-HY)
LF Cable	HUBER + SUHNER	RG-214/U	LF01	N/A	Jan. 02, 2020	Sep. 23, 2020	Jan. 01, 2021	Conduction (CO05-HY)
Pulse Limiter	Rohde & Schwarz	ESH3-Z2	100851	N/A	Jan. 02, 2020	Sep. 23, 2020	Jan. 01, 2021	Conduction (CO05-HY)
Hygrometer	Testo	608-H1	34893241	N/A	Mar. 02, 2020	Aug. 25, 2020~ Sep. 04, 2020	Mar. 01, 2021	Conducted (TH05-HY)
Power Sensor	DARE	RPR3006W	16I00054S NO10	10MHz~6GHz	Dec. 23, 2019	Aug. 25, 2020~ Sep. 04, 2020	Dec. 22, 2020	Conducted (TH05-HY)
Spectrum Analyzer	Rohde & Schwarz	FSP40	100055	9kHz-40GHz	Dec. 30, 2019	Aug. 25, 2020~ Sep. 01, 2020	Dec. 29, 2020	Conducted (TH05-HY)
Signal Analyzer	Rohde & Schwarz	FSV40	101397	10Hz~40GHz	Nov. 15, 2019	Aug. 26, 2020~ Sep. 04, 2020	Nov. 14, 2020	Conducted (TH05-HY)
Switch Box & RF Cable	EM Electronics	EMSW18SE	SW200302	N/A	Mar. 17, 2020	Aug. 25, 2020~ Sep. 04, 2020	Mar. 16, 2021	Conducted (TH05-HY)



5 Uncertainty of Evaluation

Uncertainty of Conducted Emission Measurement (150kHz ~ 30MHz)

Measuring Uncertainty for a Level of Confidence of 95% ($U = 2Uc(y)$)	2.3
-------------------------------------------------------------------------	-----

Uncertainty of Radiated Emission Measurement (30 MHz ~ 1000 MHz)

Measuring Uncertainty for a Level of Confidence of 95% ($U = 2Uc(y)$)	4.4
-------------------------------------------------------------------------	-----

Uncertainty of Radiated Emission Measurement (1000 MHz ~ 18000 MHz)

Measuring Uncertainty for a Level of Confidence of 95% ($U = 2Uc(y)$)	5.2
-------------------------------------------------------------------------	-----

Uncertainty of Radiated Emission Measurement (18000 MHz ~ 40000 MHz)

Measuring Uncertainty for a Level of Confidence of 95% ($U = 2Uc(y)$)	5.1
-------------------------------------------------------------------------	-----



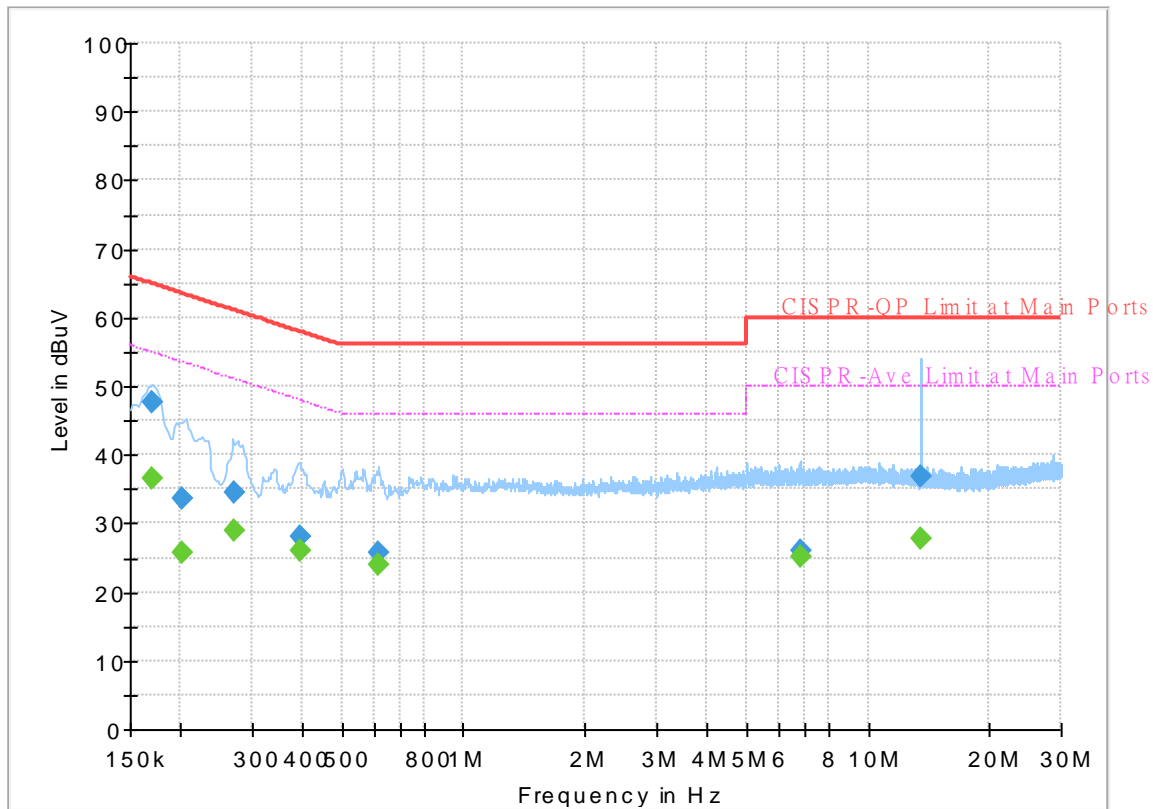
Appendix A. AC Conducted Emission Test Results

Test Engineer :	Tom Lee	Temperature :	24~26°C
		Relative Humidity :	42~50%

EUT Information

Report NO : 070401
 Test Mode : Mode 1
 Test Voltage : 120Vac/60Hz
 Phase : Line

Full Spectrum



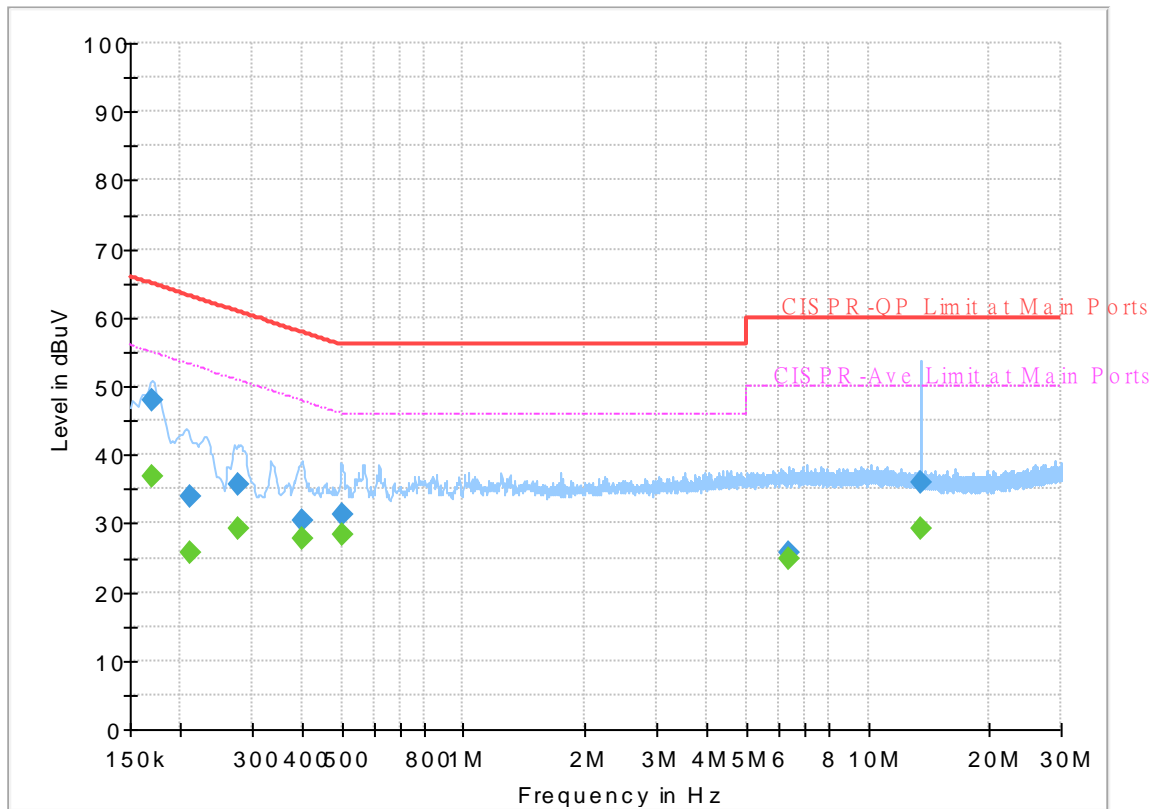
Final Result

Frequency (MHz)	QuasiPeak (dBuV)	CAverage (dBuV)	Limit (dBuV)	Margin (dB)	Line	Filter	Corr. (dB)
0.170880	---	36.47	54.92	18.45	L1	OFF	19.6
0.170880	47.61	---	64.92	17.31	L1	OFF	19.6
0.202020	---	25.69	53.53	27.84	L1	OFF	19.6
0.202020	33.53	---	63.53	30.00	L1	OFF	19.6
0.271500	---	28.85	51.07	22.22	L1	OFF	19.6
0.271500	34.63	---	61.07	26.44	L1	OFF	19.6
0.395250	---	25.91	47.95	22.04	L1	OFF	19.6
0.395250	28.15	---	57.95	29.80	L1	OFF	19.6
0.617100	---	24.08	46.00	21.92	L1	OFF	19.6
0.617100	25.77	---	56.00	30.23	L1	OFF	19.6
6.787500	---	25.09	50.00	24.91	L1	OFF	19.9
6.787500	26.02	---	60.00	33.98	L1	OFF	19.9
13.560000	---	27.79	50.00	22.21	L1	OFF	20.2
13.560000	36.70	---	60.00	23.30	L1	OFF	20.2

EUT Information

Report NO : 070401
 Test Mode : Mode 1
 Test Voltage : 120Vac/60Hz
 Phase : Neutral

Full Spectrum



Final_Result

Frequency (MHz)	QuasiPeak (dBuV)	CAverage (dBuV)	Limit (dBuV)	Margin (dB)	Line	Filter	Corr. (dB)
0.170160	---	36.75	54.95	18.20	N	OFF	19.5
0.170160	47.99	---	64.95	16.96	N	OFF	19.5
0.210750	---	25.84	53.18	27.34	N	OFF	19.5
0.210750	33.79	---	63.18	29.39	N	OFF	19.5
0.276180	---	29.30	50.93	21.63	N	OFF	19.5
0.276180	35.55	---	60.93	25.38	N	OFF	19.5
0.401010	---	27.74	47.83	20.09	N	OFF	19.5
0.401010	30.33	---	57.83	27.50	N	OFF	19.5
0.501090	---	28.41	46.00	17.59	N	OFF	19.5
0.501090	31.21	---	56.00	24.79	N	OFF	19.5
6.359190	---	24.94	50.00	25.06	N	OFF	19.7
6.359190	25.86	---	60.00	34.14	N	OFF	19.7
13.560000	---	29.20	50.00	20.80	N	OFF	19.9
13.560000	35.89	---	60.00	24.11	N	OFF	19.9



Appendix B. Radiated Spurious Emission

Test Engineer :	Wayne Lee, Fu Chen and Troye Hsieh	Temperature :	19.2~28°C
		Relative Humidity :	53.8~69.5%



<CDD Mode>

Band 1 - 5150~5250MHz
WIFI 802.11a (Band Edge @ 3m)

WIFI Ant.	Note	Frequency	Level	Over Limit	Limit Line	Read Level	Antenna Factor	Path Loss	Preamp Factor	Ant Pos	Table Pos	Peak Avg.	Pol.	
0		(MHz)	(dBμV/m)	(dB)	(dBμV/m)	(dBμV)	(dB/m)	(dB)	(dB)	(cm)	(deg)	(P/A)	(H/V)	
802.11a CH 36 5180MHz		5148.98	59.79	-14.21	74	50.83	31.8	9.97	32.81	100	118	P	H	
		5149.24	49.54	-4.46	54	40.58	31.8	9.97	32.81	100	118	A	H	
	*	5180	112.04	-	-	103.2	31.62	10.01	32.79	100	118	P	H	
	*	5180	104.05	-	-	95.21	31.62	10.01	32.79	100	118	A	H	
													H	
														H
			5148.72	56.7	-17.3	74	47.74	31.8	9.97	32.81	100	100	P	V
			5150	48.42	-5.58	54	39.46	31.8	9.97	32.81	100	100	A	V
	*		5180	111.01	-	-	102.17	31.62	10.01	32.79	100	100	P	V
	*		5180	102.84	-	-	94	31.62	10.01	32.79	100	100	A	V
														V
														V
802.11a CH 44 5220MHz		5141.18	51.46	-22.54	74	42.53	31.8	9.95	32.82	121	122	P	H	
		5145.6	41.54	-12.46	54	32.6	31.8	9.96	32.82	121	122	A	H	
	*	5220	107.96	-	-	99.22	31.46	10.05	32.77	121	122	P	H	
	*	5220	100.33	-	-	91.59	31.46	10.05	32.77	121	122	A	H	
			5418	50.18	-23.82	74	40.98	31.64	10.2	32.64	121	122	P	H
			5452.8	40.21	-13.79	54	30.89	31.71	10.23	32.62	121	122	A	H
			5141.44	50.81	-23.19	74	41.87	31.8	9.96	32.82	100	102	P	V
			5150	41.83	-12.17	54	32.87	31.8	9.97	32.81	100	102	A	V
	*		5220	107.95	-	-	99.21	31.45	10.06	32.77	100	102	P	V
	*		5220	99.21	-	-	90.47	31.45	10.06	32.77	100	102	A	V
			5445.12	50.48	-23.52	74	41.2	31.69	10.22	32.63	100	102	P	V
			5452.56	40.51	-13.49	54	31.19	31.71	10.23	32.62	100	102	A	V



802.11a CH 48 5240MHz		5149.76	51.51	-22.49	74	42.55	31.8	9.97	32.81	243	121	P	H
		5145.6	40.99	-13.01	54	32.05	31.8	9.96	32.82	243	121	A	H
	*	5240	107.7	-	-	98.97	31.42	10.07	32.76	243	121	P	H
	*	5240	100.69	-	-	91.96	31.42	10.07	32.76	243	121	A	H
		5432.16	50.12	-23.88	74	40.88	31.66	10.21	32.63	243	121	P	H
		5376	39.95	-14.05	54	30.99	31.46	10.17	32.67	243	121	A	H
		5127.4	50.99	-23.01	74	42.09	31.8	9.93	32.83	100	90	P	V
		5144.04	41.04	-12.96	54	32.1	31.8	9.96	32.82	100	90	A	V
	*	5240	107.9	-	-	99.16	31.43	10.07	32.76	100	90	P	V
	*	5240	100.85	-	-	92.11	31.43	10.07	32.76	100	90	A	V
		5361.84	50.57	-23.43	74	41.72	31.37	10.16	32.68	100	90	P	V
		5460	39.91	-14.09	54	30.56	31.74	10.23	32.62	100	90	A	V
Remark	1. No other spurious found. 2. All results are PASS against Peak and Average limit line.												



Band 1 5150~5250MHz
WIFI 802.11a (Harmonic @ 3m)

WIFI Ant. 0	Note	Frequency (MHz)	Level (dBμV/m)	Over Limit (dB)	Limit Line (dBμV/m)	Read Level (dBμV)	Antenna Factor (dB/m)	Path Loss (dB)	Preamp Factor (dB)	Ant Pos (cm)	Table Pos (deg)	Peak Avg. (P/A)	Pol. (H/V)
802.11a CH 36 5180MHz		10360	46.94	-21.26	68.2	50.09	39.8	17.44	60.39	100	0	P	H
		15540	46.64	-27.36	74	48.45	37.84	21.62	61.27	100	0	P	H
													H
													H
		10360	47.11	-21.09	68.2	50.26	39.8	17.44	60.39	100	0	P	V
		15540	46.06	-27.94	74	47.87	37.84	21.62	61.27	100	0	P	V
													V
													V
802.11a CH 44 5220MHz		10440	47.54	-20.66	68.2	50.72	39.96	17.44	60.58	100	0	P	H
		15660	47.6	-26.4	74	49.59	37.42	21.6	61.01	100	0	P	H
													H
													H
		10440	47.08	-21.12	68.2	50.26	39.96	17.44	60.58	100	0	P	V
		15660	47.3	-26.7	74	49.29	37.42	21.6	61.01	100	0	P	V
													V
													V
802.11a CH 48 5240MHz		10480	46.24	-21.96	68.2	49.56	39.92	17.44	60.68	100	0	P	H
		15720	47.59	-26.41	74	49.62	37.28	21.57	60.88	100	0	P	H
													H
													H
		10480	46.61	-21.59	68.2	49.93	39.92	17.44	60.68	100	0	P	V
		15720	46.22	-27.78	74	48.25	37.28	21.57	60.88	100	0	P	V
													V
													V
Remark	1. No other spurious found. 2. All results are PASS against Peak and Average limit line.												



Band 1 5150~5250MHz
WIFI 802.11ac VHT20 (Band Edge @ 3m)

WIFI Ant. 0	Note	Frequency (MHz)	Level (dBμV/m)	Over Limit (dB)	Limit Line (dBμV/m)	Read Level (dBμV)	Antenna Factor (dB/m)	Path Loss (dB)	Preamp Factor (dB)	Ant Pos (cm)	Table Pos (deg)	Peak Avg. (P/A)	Pol. (H/V)	
802.11ac VHT20 CH 36 5180MHz		5148.2	58.61	-15.39	74	49.67	31.8	9.96	32.82	100	119	P	H	
		5150	49.74	-4.26	54	40.78	31.8	9.97	32.81	100	119	A	H	
	*	5180	111.86	-	-	103.02	31.62	10.01	32.79	100	119	P	H	
	*	5180	103.63	-	-	94.79	31.62	10.01	32.79	100	119	A	H	
													H	
													H	
			5150	56.57	-17.43	74	47.61	31.8	9.97	32.81	109	102	P	V
			5150	48.09	-5.91	54	39.13	31.8	9.97	32.81	109	102	A	V
		*	5180	110.18	-	-	101.34	31.62	10.01	32.79	109	102	P	V
		*	5180	102.46	-	-	93.62	31.62	10.01	32.79	109	102	A	V
													V	
													V	
802.11ac VHT20 CH 44 5220MHz		5140.92	52.49	-21.51	74	43.56	31.8	9.95	32.82	253	121	P	H	
		5150	41.82	-12.18	54	32.86	31.8	9.97	32.81	253	121	A	H	
		*	5220	107.76	-	-	99.02	31.45	10.06	32.77	253	121	P	H
		*	5220	100.05	-	-	91.31	31.45	10.06	32.77	253	121	A	H
			5453.28	50.2	-23.8	74	40.88	31.71	10.23	32.62	253	121	P	H
			5452.56	40.58	-13.42	54	31.26	31.71	10.23	32.62	253	121	A	H
			5135.46	51.63	-22.37	74	42.7	31.8	9.95	32.82	100	101	P	V
			5150	41.9	-12.1	54	32.94	31.8	9.97	32.81	100	101	A	V
		*	5220	108.35	-	-	99.61	31.45	10.06	32.77	100	101	P	V
		*	5220	99.92	-	-	91.18	31.45	10.06	32.77	100	101	A	V
		5442.24	49.61	-24.39	74	40.34	31.68	10.22	32.63	100	101	P	V	
		5452.56	40.68	-13.32	54	31.36	31.71	10.23	32.62	100	101	A	V	



802.11ac VHT20 CH 48 5240MHz		5145.86	51.93	-22.07	74	42.99	31.8	9.96	32.82	100	101	P	V
		5145.6	41	-13	54	32.06	31.8	9.96	32.82	100	101	A	V
	*	5240	108.14	-	-	99.41	31.42	10.07	32.76	100	101	P	V
	*	5240	99.76	-	-	91.03	31.42	10.07	32.76	100	101	A	V
		5417.04	50.87	-23.13	74	41.68	31.63	10.2	32.64	100	101	P	V
		5452.8	39.98	-14.02	54	30.66	31.71	10.23	32.62	100	101	A	V
		5092.04	51.01	-22.99	74	42.23	31.75	9.88	32.85	262	123	P	H
		5145.6	41.03	-12.97	54	32.09	31.8	9.96	32.82	262	123	A	H
	*	5240	107.69	-	-	98.96	31.4	10.08	32.75	262	123	P	H
	*	5240	99.76	-	-	91.03	31.4	10.08	32.75	262	123	A	H
		5370.24	50.34	-23.66	74	41.42	31.42	10.17	32.67	262	123	P	H
		5453.04	39.98	-14.02	54	30.66	31.71	10.23	32.62	262	123	A	H
Remark	1. No other spurious found. 2. All results are PASS against Peak and Average limit line.												



Band 1 5150~5250MHz
WIFI 802.11ac VHT20 (Harmonic @ 3m)

WIFI Ant. 0	Note	Frequency (MHz)	Level (dBμV/m)	Over Limit (dB)	Limit Line (dBμV/m)	Read Level (dBμV)	Antenna Factor (dB/m)	Path Loss (dB)	Preamp Factor (dB)	Ant Pos (cm)	Table Pos (deg)	Peak Avg. (P/A)	Pol. (H/V)	
802.11ac VHT20 CH 36 5180MHz		10360	47.49	-20.71	68.2	50.64	39.8	17.44	60.39	100	0	P	H	
		15540	46.6	-27.4	74	48.41	37.84	21.62	61.27	100	0	P	H	
													H	
													H	
			10360	47.11	-21.09	68.2	50.26	39.8	17.44	60.39	100	0	P	V
			15540	46.17	-27.83	74	47.98	37.84	21.62	61.27	100	0	P	V
														V
802.11ac VHT20 CH 44 5220MHz		10440	48.58	-19.62	68.2	51.76	39.96	17.44	60.58	100	0	P	H	
		15660	46.6	-27.4	74	48.59	37.42	21.6	61.01	100	0	P	H	
													H	
													H	
			10440	47.62	-20.58	68.2	50.8	39.96	17.44	60.58	100	0	P	V
			15660	45.97	-28.03	74	47.96	37.42	21.6	61.01	100	0	P	V
														V
802.11ac VHT20 CH 48 5240MHz		10480	46.31	-21.89	68.2	49.63	39.92	17.44	60.68	100	0	P	H	
		15720	46.49	-27.51	74	48.52	37.28	21.57	60.88	100	0	P	H	
													H	
													H	
			10476	45.82	-22.38	68.2	49.13	39.92	17.44	60.67	100	0	P	V
			15720	45.78	-28.22	74	47.81	37.28	21.57	60.88	100	0	P	V
														V
Remark	1. No other spurious found.													
	2. All results are PASS against Peak and Average limit line.													



Band 1 5150~5250MHz
WIFI 802.11ac VHT40 (Band Edge @ 3m)

WIFI Ant. 0	Note	Frequency (MHz)	Level (dBμV/m)	Over Limit (dB)	Limit Line (dBμV/m)	Read Level (dBμV)	Antenna Factor (dB/m)	Path Loss (dB)	Preamp Factor (dB)	Ant Pos (cm)	Table Pos (deg)	Peak Avg. (P/A)	Pol. (H/V)
802.11ac VHT40 CH 38 5190MHz		5146.9	62.66	-11.34	74	53.72	31.8	9.96	32.82	100	118	P	H
		5150	51.56	-2.44	54	42.6	31.8	9.97	32.81	100	118	A	H
	*	5190	107.16	-	-	98.36	31.56	10.03	32.79	100	118	P	H
	*	5190	99.37	-	-	90.57	31.56	10.03	32.79	100	118	A	H
		5414.64	52.9	-21.1	74	43.71	31.63	10.2	32.64	100	118	P	H
		5412.4	45.49	-8.51	54	36.32	31.62	10.2	32.65	100	118	A	H
		5148.46	60.5	-13.5	74	51.54	31.8	9.97	32.81	100	101	P	V
		5147.42	50.15	-3.85	54	41.21	31.8	9.96	32.82	100	101	A	V
	*	5190	105.55	-	-	96.75	31.56	10.03	32.79	100	101	P	V
	*	5190	98.45	-	-	89.65	31.56	10.03	32.79	100	101	A	V
		5412.4	52.41	-21.59	74	43.24	31.62	10.2	32.65	100	101	P	V
		5412.96	45.04	-8.96	54	35.86	31.63	10.2	32.65	100	101	A	V
802.11ac VHT40 CH 46 5230MHz		5149.5	61.16	-12.84	74	52.2	31.8	9.97	32.81	115	120	P	H
		5150	51.32	-2.68	54	42.36	31.8	9.97	32.81	115	120	A	H
	*	5230	109.45	-	-	100.71	31.44	10.06	32.76	115	120	P	H
	*	5230	101.38	-	-	92.64	31.44	10.06	32.76	115	120	A	H
		5453.28	54.92	-19.08	74	45.6	31.71	10.23	32.62	115	120	P	H
		5452.72	46.78	-7.22	54	37.46	31.71	10.23	32.62	115	120	A	H
		5146.64	57.57	-16.43	74	48.63	31.8	9.96	32.82	119	101	P	V
		5148.98	49.36	-4.64	54	40.4	31.8	9.97	32.81	119	101	A	V
	*	5230	107.66	-	-	98.92	31.44	10.06	32.76	119	101	P	V
	*	5230	100.4	-	-	91.66	31.44	10.06	32.76	119	101	A	V
	5453.56	54.8	-19.2	74	45.48	31.71	10.23	32.62	119	101	P	V	
	5452.44	48.45	-5.55	54	39.13	31.71	10.23	32.62	119	101	A	V	
Remark	1. No other spurious found. 2. All results are PASS against Peak and Average limit line.												



**Band 1 5150~5250MHz
WIFI 802.11ac VHT40 (Harmonic @ 3m)**

WIFI Ant. 0	Note	Frequency (MHz)	Level (dBμV/m)	Over Limit (dB)	Limit Line (dBμV/m)	Read Level (dBμV)	Antenna Factor (dB/m)	Path Loss (dB)	Preamp Factor (dB)	Ant Pos (cm)	Table Pos (deg)	Peak Avg. (P/A)	Pol. (H/V)
802.11ac VHT40 CH 38 5190MHz		10380	47.49	-20.71	68.2	50.58	39.9	17.44	60.43	100	0	P	H
		15570	46.56	-27.44	74	48.42	37.72	21.62	61.2	100	0	P	H
													H
													H
		10380	47.21	-20.99	68.2	50.3	39.9	17.44	60.43	100	0	P	V
		15570	46.02	-27.98	74	47.88	37.72	21.62	61.2	100	0	P	V
													V
802.11ac VHT40 CH 46 5230MHz		10460	47.36	-20.84	68.2	50.61	39.94	17.44	60.63	100	0	P	H
		15690	46.36	-27.64	74	48.39	37.33	21.59	60.95	100	0	P	H
													H
													H
		10460	47.24	-20.96	68.2	50.49	39.94	17.44	60.63	100	0	P	V
		15690	47.04	-26.96	74	49.07	37.33	21.59	60.95	100	0	P	V
													V
Remark	1. No other spurious found.												
	2. All results are PASS against Peak and Average limit line.												



**Band 1 5150~5250MHz
WIFI 802.11ac VHT80 (Band Edge @ 3m)**

WIFI Ant. 0	Note	Frequency (MHz)	Level (dBμV/m)	Over Limit (dB)	Limit Line (dBμV/m)	Read Level (dBμV)	Antenna Factor (dB/m)	Path Loss (dB)	Preamp Factor (dB)	Ant Pos (cm)	Table Pos (deg)	Peak Avg. (P/A)	Pol. (H/V)
802.11ac VHT80 CH 42 5210MHz		5149.26	60.41	-13.59	74	51.45	31.8	9.97	32.81	250	118	P	H
		5146.54	50.69	-3.31	54	41.75	31.8	9.96	32.82	250	118	A	H
	*	5210	102.92	-	-	94.17	31.48	10.05	32.78	250	118	P	H
	*	5210	95.62	-	-	86.87	31.48	10.05	32.78	250	118	A	H
		5390.32	49.32	-24.68	74	40.26	31.54	10.18	32.66	250	118	P	H
		5353.66	41.45	-12.55	54	32.65	31.32	10.16	32.68	250	118	A	H
		5136.34	58.02	-15.98	74	49.09	31.8	9.95	32.82	100	100	P	V
		5146.2	50.56	-3.44	54	41.62	31.8	9.96	32.82	100	100	A	V
	*	5210	102.49	-	-	93.74	31.48	10.05	32.78	100	100	P	V
	*	5210	94.8	-	-	86.05	31.48	10.05	32.78	100	100	A	V
		5417.36	48.73	-25.27	74	39.54	31.63	10.2	32.64	100	100	P	V
		5350.02	41.35	-12.65	54	32.59	31.3	10.15	32.69	100	100	A	V
Remark	1. No other spurious found. 2. All results are PASS against Peak and Average limit line.												



**Band 1 5150~5250MHz
WIFI 802.11ac VHT80 (Harmonic @ 3m)**

WIFI Ant. 0	Note	Frequency (MHz)	Level (dBμV/m)	Over Limit (dB)	Limit Line (dBμV/m)	Read Level (dBμV)	Antenna Factor (dB/m)	Path Loss (dB)	Preamp Factor (dB)	Ant Pos (cm)	Table Pos (deg)	Peak Avg. (P/A)	Pol. (H/V)	
802.11ac VHT80 CH 42 5210MHz		10420	47.13	-21.07	68.2	50.24	39.98	17.44	60.53	100	0	P	H	
		15630	47.67	-26.33	74	49.63	37.51	21.6	61.07	100	0	P	H	
													H	
													H	
			10420	47.4	-20.8	68.2	50.51	39.98	17.44	60.53	100	0	P	V
			15630	45.73	-28.27	74	47.69	37.51	21.6	61.07	100	0	P	V
														V
													V	
Remark	1. No other spurious found. 2. All results are PASS against Peak and Average limit line.													



Band 2 - 5250~5350MHz
WiFi 802.11a (Band Edge @ 3m)

WiFi Ant. 0	Note	Frequency (MHz)	Level (dBμV/m)	Over Limit (dB)	Limit Line (dBμV/m)	Read Level (dBμV)	Antenna Factor (dB/m)	Path Loss (dB)	Preamp Factor (dB)	Ant Pos (cm)	Table Pos (deg)	Peak Avg. (P/A)	Pol. (H/V)
802.11a CH 52 5260MHz		5027.2	50.38	-23.62	74	42.07	31.41	9.79	32.89	249	121	P	H
		5145.52	40.83	-13.17	54	31.89	31.8	9.96	32.82	249	121	A	H
	*	5260	108.31	-	-	99.56	31.4	10.09	32.74	249	121	P	H
	*	5260	100.64	-	-	91.89	31.4	10.09	32.74	249	121	A	H
		5364.72	50.19	-23.81	74	41.32	31.39	10.16	32.68	249	121	P	H
		5350.08	40.21	-13.79	54	31.45	31.3	10.15	32.69	249	121	A	H
		5114.58	50.5	-23.5	74	41.62	31.8	9.92	32.84	100	90	P	V
		5145.52	40.88	-13.12	54	31.94	31.8	9.96	32.82	100	90	A	V
	*	5260	108.25	-	-	99.5	31.4	10.09	32.74	100	90	P	V
	*	5260	100.6	-	-	91.85	31.4	10.09	32.74	100	90	A	V
		5433.84	49.37	-24.63	74	40.11	31.67	10.22	32.63	100	90	P	V
		5351.04	40	-14	54	31.23	31.31	10.15	32.69	100	90	A	V
802.11a CH 60 5300MHz		5082.62	50.51	-23.49	74	41.8	31.7	9.87	32.86	255	123	P	H
		5145.86	40.69	-13.31	54	31.75	31.8	9.96	32.82	255	123	A	H
	*	5300	107.45	-	-	98.66	31.38	10.12	32.71	255	123	P	H
	*	5300	101.16	-	-	92.37	31.38	10.12	32.71	255	123	A	H
		5350.32	51.12	-22.88	74	42.36	31.3	10.15	32.69	255	123	P	H
		5350.08	42.44	-11.56	54	33.68	31.3	10.15	32.69	255	123	A	H
		5079.56	50.95	-23.05	74	42.26	31.68	9.87	32.86	107	88	P	V
		5145.52	40.67	-13.33	54	31.73	31.8	9.96	32.82	107	88	A	V
	*	5300	108.89	-	-	100.09	31.4	10.12	32.72	107	88	P	V
	*	5300	100.92	-	-	92.12	31.4	10.12	32.72	107	88	A	V
		5351.52	52.07	-21.93	74	43.3	31.31	10.15	32.69	107	88	P	V
		5351.52	42.13	-11.87	54	33.36	31.31	10.15	32.69	107	88	A	V



802.11a CH 64 5320MHz	*	5320	110.59	-	-	101.81	31.36	10.13	32.71	117	118	P	H
	*	5320	103.02	-	-	94.24	31.36	10.13	32.71	117	118	A	H
		5350.88	57.98	-16.02	74	49.21	31.31	10.15	32.69	117	118	P	H
		5350.08	51.03	-2.97	54	42.27	31.3	10.15	32.69	117	118	A	H
													H
													H
	*	5320	109.37	-	-	100.59	31.36	10.13	32.71	100	100	P	V
	*	5320	101.82	-	-	93.04	31.36	10.13	32.71	100	100	A	V
		5350.24	55.98	-18.02	74	47.22	31.3	10.15	32.69	100	100	P	V
		5350.08	49.53	-4.47	54	40.77	31.3	10.15	32.69	100	100	A	V
													V
													V
Remark	1. No other spurious found. 2. All results are PASS against Peak and Average limit line.												



Band 2 5250~5350MHz
WIFI 802.11a (Harmonic @ 3m)

WIFI Ant. 0	Note	Frequency (MHz)	Level (dBμV/m)	Over Limit (dB)	Limit Line (dBμV/m)	Read Level (dBμV)	Antenna Factor (dB/m)	Path Loss (dB)	Preamp Factor (dB)	Ant Pos (cm)	Table Pos (deg)	Peak Avg. (P/A)	Pol. (H/V)
802.11a CH 52 5260MHz		10520	45.94	-22.26	68.2	49.33	39.9	17.46	60.75	100	0	P	H
		15780	46.15	-27.85	74	48.13	37.22	21.56	60.76	100	0	P	H
													H
													H
		10520	45.77	-22.43	68.2	49.16	39.9	17.46	60.75	100	0	P	V
		15780	46.12	-27.88	74	48.1	37.22	21.56	60.76	100	0	P	V
													V
													V
802.11a CH 60 5300MHz		10600	48.57	-25.43	74	52.03	39.9	17.46	60.82	100	0	P	H
		15900	45.28	-28.72	74	47.35	36.9	21.53	60.5	100	0	P	H
													H
													H
		10600	46.66	-27.34	74	50.12	39.9	17.46	60.82	100	0	P	V
		15900	45.18	-28.82	74	47.25	36.9	21.53	60.5	100	0	P	V
													V
													V
802.11a CH 64 5320MHz		10640	45.79	-28.21	74	49.36	39.82	17.46	60.85	100	0	P	H
		15960	45.45	-28.55	74	47.53	36.78	21.51	60.37	100	0	P	H
													H
													H
		10640	46.36	-27.64	74	49.93	39.82	17.46	60.85	100	0	P	V
		15960	45.21	-28.79	74	47.29	36.78	21.51	60.37	100	0	P	V
													V
													V
Remark	1. No other spurious found. 2. All results are PASS against Peak and Average limit line.												



Band 2 5250~5350MHz
WIFI 802.11ac VHT20 (Band Edge @ 3m)

WIFI Ant. 0	Note	Frequency (MHz)	Level (dBμV/m)	Over Limit (dB)	Limit Line (dBμV/m)	Read Level (dBμV)	Antenna Factor (dB/m)	Path Loss (dB)	Preamp Factor (dB)	Ant Pos (cm)	Table Pos (deg)	Peak Avg. (P/A)	Pol. (H/V)
802.11ac VHT20 CH 52 5260MHz		5145.18	50.41	-23.59	74	41.47	31.8	9.96	32.82	260	121	P	H
		5145.52	40.85	-13.15	54	31.91	31.8	9.96	32.82	260	121	A	H
	*	5260	107.08	-	-	98.33	31.4	10.09	32.74	260	121	P	H
	*	5260	100.26	-	-	91.51	31.4	10.09	32.74	260	121	A	H
		5388.24	50.67	-23.33	74	41.62	31.53	10.18	32.66	260	121	P	H
		5350.32	40.19	-13.81	54	31.43	31.3	10.15	32.69	260	121	A	H
		5111.18	50.8	-23.2	74	41.93	31.8	9.91	32.84	100	90	P	V
		5145.52	40.93	-13.07	54	31.99	31.8	9.96	32.82	100	90	A	V
	*	5260	107.66	-	-	98.91	31.4	10.09	32.74	100	90	P	V
	*	5260	100.11	-	-	91.36	31.4	10.09	32.74	100	90	A	V
		5369.52	48.63	-25.37	74	39.71	31.42	10.17	32.67	100	90	P	V
		5350.08	40.09	-13.91	54	31.33	31.3	10.15	32.69	100	90	A	V
802.11ac VHT20 CH 60 5300MHz		5110.16	50.87	-23.13	74	42	31.8	9.91	32.84	254	120	P	H
		5068.68	40.71	-13.29	54	32.12	31.61	9.85	32.87	254	120	A	H
	*	5300	108.28	-	-	99.48	31.4	10.12	32.72	254	120	P	H
	*	5300	100.87	-	-	92.07	31.4	10.12	32.72	254	120	A	H
		5350.56	50.83	-23.17	74	42.07	31.3	10.15	32.69	254	120	P	H
		5350.08	42.36	-11.64	54	33.6	31.3	10.15	32.69	254	120	A	H
		5020.4	50.31	-23.69	74	42.05	31.38	9.78	32.9	105	92	P	V
		5069.02	40.67	-13.33	54	32.08	31.61	9.85	32.87	105	92	A	V
	*	5300	108.21	-	-	99.42	31.4	10.11	32.72	105	92	P	V
	*	5300	100.54	-	-	91.75	31.4	10.11	32.72	105	92	A	V
	5352.96	50.66	-23.34	74	41.87	31.32	10.15	32.68	105	92	P	V	
	5350.08	42.08	-11.92	54	33.32	31.3	10.15	32.69	105	92	A	V	



802.11ac VHT20 CH 64 5320MHz	*	5320	110.44	-	-	101.66	31.36	10.13	32.71	115	118	P	H
	*	5320	102.76	-	-	93.98	31.36	10.13	32.71	115	118	A	H
		5354.56	56.24	-17.76	74	47.43	31.33	10.16	32.68	115	118	P	H
		5350.08	50.21	-3.79	54	41.45	31.3	10.15	32.69	115	118	A	H
													H
													H
	*	5320	108.92	-	-	100.14	31.36	10.13	32.71	107	101	P	V
	*	5320	101.22	-	-	92.44	31.36	10.13	32.71	107	101	A	V
		5350.88	56.31	-17.69	74	47.54	31.31	10.15	32.69	107	101	P	V
		5350.08	49.22	-4.78	54	40.46	31.3	10.15	32.69	107	101	A	V
													V
													V
Remark	1. No other spurious found. 2. All results are PASS against Peak and Average limit line.												



Band 2 5250~5350MHz
WIFI 802.11ac VHT20 (Harmonic @ 3m)

WIFI Ant. 0	Note	Frequency (MHz)	Level (dBμV/m)	Over Limit (dB)	Limit Line (dBμV/m)	Read Level (dBμV)	Antenna Factor (dB/m)	Path Loss (dB)	Preamp Factor (dB)	Ant Pos (cm)	Table Pos (deg)	Peak Avg. (P/A)	Pol. (H/V)	
802.11ac VHT20 CH 52 5260MHz		10520	45.9	-22.3	68.2	49.29	39.9	17.46	60.75	100	0	P	H	
		15780	47.27	-26.73	74	49.25	37.22	21.56	60.76	100	0	P	H	
													H	
													H	
			10520	45.93	-22.27	68.2	49.32	39.9	17.46	60.75	100	0	P	V
			15780	45.48	-28.52	74	47.46	37.22	21.56	60.76	100	0	P	V
														V
802.11ac VHT20 CH 60 5300MHz		10600	46.8	-27.2	74	50.26	39.9	17.46	60.82	100	0	P	H	
		15900	46.03	-27.97	74	48.1	36.9	21.53	60.5	100	0	P	H	
													H	
													H	
			10600	46.64	-27.36	74	50.1	39.9	17.46	60.82	100	0	P	V
			15900	45.96	-28.04	74	48.03	36.9	21.53	60.5	100	0	P	V
														V
802.11ac VHT20 CH 64 5320MHz		10640	47.11	-26.89	74	50.68	39.82	17.46	60.85	100	0	P	H	
		15960	45.89	-28.11	74	47.97	36.78	21.51	60.37	100	0	P	H	
													H	
													H	
			10640	46.45	-27.55	74	50.02	39.82	17.46	60.85	100	0	P	V
			15960	45.83	-28.17	74	47.91	36.78	21.51	60.37	100	0	P	V
														V
Remark	1. No other spurious found.													
	2. All results are PASS against Peak and Average limit line.													



Band 2 5250~5350MHz
WIFI 802.11ac VHT40 (Band Edge @ 3m)

WIFI Ant. 0	Note	Frequency (MHz)	Level (dBμV/m)	Over Limit (dB)	Limit Line (dBμV/m)	Read Level (dBμV)	Antenna Factor (dB/m)	Path Loss (dB)	Preamp Factor (dB)	Ant Pos (cm)	Table Pos (deg)	Peak Avg. (P/A)	Pol. (H/V)
802.11ac VHT40 CH 54 5270MHz		5044.54	49.94	-24.06	74	41.53	31.48	9.81	32.88	248	123	P	H
		5047.94	44.15	-9.85	54	35.72	31.49	9.82	32.88	248	123	A	H
	*	5270	105.36	-	-	96.61	31.4	10.09	32.74	248	123	P	H
	*	5270	98.59	-	-	89.84	31.4	10.09	32.74	248	123	A	H
		5362.32	50.69	-23.31	74	41.84	31.37	10.16	32.68	248	123	P	H
		5350.8	43.39	-10.61	54	34.63	31.3	10.15	32.69	248	123	A	H
		5103.7	50.27	-23.73	74	41.41	31.8	9.9	32.84	109	89	P	V
		5047.6	43.8	-10.2	54	35.37	31.49	9.82	32.88	109	89	A	V
	*	5270	105.5	-	-	96.75	31.4	10.09	32.74	109	89	P	V
	*	5270	98.21	-	-	89.46	31.4	10.09	32.74	109	89	A	V
		5356.56	50.23	-23.77	74	41.41	31.34	10.16	32.68	109	89	P	V
		5355.12	42.46	-11.54	54	33.65	31.33	10.16	32.68	109	89	A	V
802.11ac VHT40 CH 62 5310MHz		5087.72	51.28	-22.72	74	42.52	31.73	9.88	32.85	115	118	P	H
		5087.72	44.57	-9.43	54	35.81	31.73	9.88	32.85	115	118	A	H
	*	5314	105.97	-	-	97.18	31.37	10.13	32.71	115	118	P	H
	*	5314	98.17	-	-	89.38	31.37	10.13	32.71	115	118	A	H
		5350.32	58.29	-15.71	74	49.53	31.3	10.15	32.69	115	118	P	H
		5350.56	50.44	-3.56	54	41.68	31.3	10.15	32.69	115	118	A	H
		5149.26	50.61	-23.39	74	41.65	31.8	9.97	32.81	107	101	P	V
		5087.38	43.71	-10.29	54	34.96	31.72	9.88	32.85	107	101	A	V
	*	5310	103.93	-	-	95.14	31.38	10.12	32.71	107	101	P	V
	*	5310	96.71	-	-	87.92	31.38	10.12	32.71	107	101	A	V
	5350.56	56.48	-17.52	74	47.72	31.3	10.15	32.69	107	101	P	V	
	5350.32	49.65	-4.35	54	40.89	31.3	10.15	32.69	107	101	A	V	
Remark	1. No other spurious found. 2. All results are PASS against Peak and Average limit line.												



Band 2 5250~5350MHz
WIFI 802.11ac VHT40 (Harmonic @ 3m)

WIFI Ant. 0	Note	Frequency (MHz)	Level (dBμV/m)	Over Limit (dB)	Limit Line (dBμV/m)	Read Level (dBμV)	Antenna Factor (dB/m)	Path Loss (dB)	Preamp Factor (dB)	Ant Pos (cm)	Table Pos (deg)	Peak Avg. (P/A)	Pol. (H/V)	
802.11ac VHT40 CH 54 5270MHz		10540	44.88	-23.32	68.2	48.28	39.9	17.46	60.76	100	0	P	H	
		15810	45.74	-28.26	74	47.71	37.17	21.55	60.69	100	0	P	H	
													H	
													H	
			10540	45.69	-22.51	68.2	49.09	39.9	17.46	60.76	100	0	P	V
			15810	45.02	-28.98	74	46.99	37.17	21.55	60.69	100	0	P	V
														V
802.11ac VHT40 CH 62 5310MHz		10620	47.34	-26.66	74	50.85	39.86	17.46	60.83	100	0	P	H	
		15930	45.17	-28.83	74	47.25	36.84	21.52	60.44	100	0	P	H	
													H	
													H	
			10620	45.85	-28.15	74	49.36	39.86	17.46	60.83	100	0	P	V
			15930	46.43	-27.57	74	48.51	36.84	21.52	60.44	100	0	P	V
														V
Remark	1. No other spurious found.													
	2. All results are PASS against Peak and Average limit line.													



Band 2 5250~5350MHz
WIFI 802.11ac VHT80 (Band Edge @ 3m)

WIFI Ant. 0	Note	Frequency (MHz)	Level (dBμV/m)	Over Limit (dB)	Limit Line (dBμV/m)	Read Level (dBμV)	Antenna Factor (dB/m)	Path Loss (dB)	Preamp Factor (dB)	Ant Pos (cm)	Table Pos (deg)	Peak Avg. (P/A)	Pol. (H/V)
802.11ac VHT80 CH 58 5290MHz		5145.8	50.98	-23.02	74	42.04	31.8	9.96	32.82	250	124	P	H
		5149.1	42.22	-11.78	54	33.26	31.8	9.97	32.81	250	124	A	H
	*	5290	101.39	-	-	92.6	31.4	10.11	32.72	250	124	P	H
	*	5290	93.98	-	-	85.19	31.4	10.11	32.72	250	124	A	H
		5351.04	58.78	-15.22	74	50.01	31.31	10.15	32.69	250	124	P	H
		5355.12	51.56	-2.44	54	42.75	31.33	10.16	32.68	250	124	A	H
		5122.1	51.02	-22.98	74	42.12	31.8	9.93	32.83	107	99	P	V
		5145.5	42.14	-11.86	54	33.2	31.8	9.96	32.82	107	99	A	V
	*	5290	100.68	-	-	91.89	31.4	10.11	32.72	107	99	P	V
	*	5290	93.06	-	-	84.27	31.4	10.11	32.72	107	99	A	V
		5352	58.17	-15.83	74	49.39	31.31	10.15	32.68	107	99	P	V
		5351.52	50.83	-3.17	54	42.06	31.31	10.15	32.69	107	99	A	V
Remark	1. No other spurious found. 2. All results are PASS against Peak and Average limit line.												



**Band 2 5250~5350MHz
WIFI 802.11ac VHT80 (Harmonic @ 3m)**

WIFI Ant. 0	Note	Frequency (MHz)	Level (dBμV/m)	Over Limit (dB)	Limit Line (dBμV/m)	Read Level (dBμV)	Antenna Factor (dB/m)	Path Loss (dB)	Preamp Factor (dB)	Ant Pos (cm)	Table Pos (deg)	Peak Avg. (P/A)	Pol. (H/V)	
802.11ac VHT80 CH 58 5290MHz		10580	46.21	-21.99	68.2	49.65	39.9	17.46	60.8	100	0	P	H	
		15870	45.81	-28.19	74	47.85	36.99	21.54	60.57	100	0	P	H	
													H	
													H	
			10580	46.73	-21.47	68.2	50.17	39.9	17.46	60.8	100	0	P	V
			15870	45.74	-28.26	74	47.78	36.99	21.54	60.57	100	0	P	V
														V
													V	
Remark	1. No other spurious found. 2. All results are PASS against Peak and Average limit line.													



Band 3 - 5470~5725MHz
WIFI 802.11a (Band Edge @ 3m)

WIFI Ant. 0	Note	Frequency (MHz)	Level (dBμV/m)	Over Limit (dB)	Limit Line (dBμV/m)	Read Level (dBμV)	Antenna Factor (dB/m)	Path Loss (dB)	Preamp Factor (dB)	Ant Pos (cm)	Table Pos (deg)	Peak Avg. (P/A)	Pol. (H/V)	
802.11a CH 100 5500MHz		5460.08	54.9	-13.3	68.2	45.54	31.74	10.24	32.62	249	120	P	H	
		5467.28	64.85	-3.35	68.2	55.45	31.77	10.24	32.61	249	120	P	H	
		5458.64	46.87	-7.13	54	37.53	31.73	10.23	32.62	249	120	A	H	
	*	5500	109.99	-	-	100.42	31.9	10.26	32.59	249	120	P	H	
	*	5500	102.66	-	-	93.09	31.9	10.26	32.59	249	120	A	H	
														H
			5456.56	56.19	-17.81	74	46.85	31.73	10.23	32.62	103	317	P	V
			5469.84	66.01	-2.19	68.2	56.6	31.78	10.24	32.61	103	317	P	V
			5459.92	46.76	-7.24	54	37.41	31.74	10.23	32.62	103	317	A	V
	*		5500	110.63	-	-	101.06	31.9	10.26	32.59	103	317	P	V
	*		5500	103.03	-	-	93.46	31.9	10.26	32.59	103	317	A	V
														V
802.11a CH 116 5580MHz		5377.12	49.18	-24.82	74	40.22	31.46	10.17	32.67	109	161	P	H	
		5460.64	49.29	-18.91	68.2	39.93	31.74	10.24	32.62	109	161	P	H	
		5459.68	39.6	-14.4	54	30.25	31.74	10.23	32.62	109	161	A	H	
	*	5580	104.32	-	-	94.69	31.87	10.33	32.57	109	161	P	H	
	*	5580	98.28	-	-	88.65	31.87	10.33	32.57	109	161	A	H	
			5757.125	50.05	-18.15	68.2	39.85	32.21	10.51	32.52	109	161	P	H
			5382.4	50.34	-23.66	74	41.34	31.49	10.18	32.67	100	98	P	V
			5464	50.84	-17.36	68.2	41.45	31.76	10.24	32.61	100	98	P	V
			5452.96	39.68	-14.32	54	30.36	31.71	10.23	32.62	100	98	A	V
	*		5580	106.42	-	-	96.81	31.86	10.32	32.57	100	98	P	V
	*		5580	100.37	-	-	90.76	31.86	10.32	32.57	100	98	A	V
			5753.66	51.47	-16.73	68.2	41.27	32.21	10.51	32.52	100	98	P	V



802.11a CH 140 5700MHz	*	5700	111.08	-	-	101.06	32.1	10.45	32.53	100	319	P	V
	*	5700	103.65	-	-	93.63	32.1	10.45	32.53	100	319	A	V
		5726.12	64.8	-3.4	68.2	54.7	32.15	10.48	32.53	100	319	P	V
													H
													H
													H
	*	5700	108.8	-	-	98.78	32.1	10.45	32.53	250	131	P	H
	*	5700	100.93	-	-	90.91	32.1	10.45	32.53	250	131	A	H
		5727.8	62.48	-5.72	68.2	52.37	32.16	10.48	32.53	250	131	P	H
													V
													V
													V
Remark	1. No other spurious found. 2. All results are PASS against Peak and Average limit line.												



Band 3 - 5470~5725MHz
WIFI 802.11a (Harmonic @ 3m)

WIFI Ant. 0	Note	Frequency (MHz)	Level (dBµV/m)	Over Limit (dB)	Limit Line (dBµV/m)	Read Level (dBµV)	Antenna Factor (dB/m)	Path Loss (dB)	Preamp Factor (dB)	Ant Pos (cm)	Table Pos (deg)	Peak Avg. (P/A)	Pol. (H/V)
802.11a CH 100 5500MHz		11000	47.47	-26.53	74	51.15	40	17.48	61.16	100	0	P	H
		16500	47.56	-20.64	68.2	46.22	38.4	22.01	59.07	100	0	P	H
													H
													H
		11000	47.51	-26.49	74	51.19	40	17.48	61.16	100	0	P	V
		16500	47.73	-20.47	68.2	46.39	38.4	22.01	59.07	100	0	P	V
													V
													V
802.11a CH 116 5580MHz		11160	48.48	-25.52	74	52.64	39.48	17.66	61.3	100	0	P	H
		16740	48.5	-19.7	68.2	46.09	39.38	22.26	59.23	100	0	P	H
													H
													H
		11160	47.67	-26.33	74	51.83	39.48	17.66	61.3	100	0	P	V
		16740	47.21	-20.99	68.2	44.8	39.38	22.26	59.23	100	0	P	V
													V
													V
802.11a CH 140 5700MHz		11400	47.91	-26.09	74	51.79	39.7	17.93	61.51	100	0	P	H
		17100	48.7	-19.5	68.2	45.48	39.7	22.67	59.15	100	0	P	H
													H
													H
		11400	47.47	-26.53	74	51.35	39.7	17.93	61.51	100	0	P	V
		17100	50.03	-18.17	68.2	46.81	39.7	22.67	59.15	100	0	P	V
													V
													V
Remark	1. No other spurious found. 2. All results are PASS against Peak and Average limit line.												



Band 3 - 5470~5725MHz
WIFI 802.11ac VHT20 (Band Edge @ 3m)

WIFI Ant. 0	Note	Frequency (MHz)	Level (dBμV/m)	Over Limit (dB)	Limit Line (dBμV/m)	Read Level (dBμV)	Antenna Factor (dB/m)	Path Loss (dB)	Preamp Factor (dB)	Ant Pos (cm)	Table Pos (deg)	Peak Avg. (P/A)	Pol. (H/V)	
802.11ac VHT20 CH 100 5500MHz		5446.16	51.19	-22.81	74	41.9	31.69	10.22	32.62	251	124	P	H	
		5465.84	52.25	-15.95	68.2	42.86	31.76	10.24	32.61	251	124	P	H	
		5442.48	41.88	-12.12	54	32.61	31.68	10.22	32.63	251	124	A	H	
	*	5500	105.31	-	-	95.74	31.9	10.26	32.59	251	124	P	H	
	*	5500	98.99	-	-	89.42	31.9	10.26	32.59	251	124	A	H	
														H
			5447.76	51.37	-22.63	74	42.06	31.7	10.23	32.62	100	100	P	V
			5462	52.75	-15.45	68.2	43.37	31.75	10.24	32.61	100	100	P	V
			5442.48	41.8	-12.2	54	32.53	31.68	10.22	32.63	100	100	A	V
	*		5500	104.57	-	-	95	31.9	10.26	32.59	100	100	P	V
	*		5500	98.69	-	-	89.12	31.9	10.26	32.59	100	100	A	V
														V
802.11ac VHT20 CH 116 5580MHz		5445.04	50.16	-23.84	74	40.88	31.69	10.22	32.63	108	161	P	H	
		5461.12	49.76	-18.44	68.2	40.39	31.74	10.24	32.61	108	161	P	H	
		5459.68	39.82	-14.18	54	30.47	31.74	10.23	32.62	108	161	A	H	
	*	5580	104.68	-	-	95.05	31.87	10.33	32.57	108	161	P	H	
	*	5580	97.89	-	-	88.26	31.87	10.33	32.57	108	161	A	H	
			5762.48	50.17	-18.03	68.2	39.95	32.22	10.52	32.52	108	161	P	H
			5459.44	49.72	-24.28	74	40.37	31.74	10.23	32.62	100	328	P	V
			5460.16	49.21	-18.99	68.2	39.85	31.74	10.24	32.62	100	328	P	V
			5459.92	39.71	-14.29	54	30.36	31.74	10.23	32.62	100	328	A	V
	*		5580	106.92	-	-	97.29	31.87	10.33	32.57	100	328	P	V
	*		5580	99.76	-	-	90.13	31.87	10.33	32.57	100	328	A	V
			5735.705	50.59	-17.61	68.2	40.45	32.17	10.49	32.52	100	328	P	V



802.11ac VHT20 CH 140 5700MHz	*	5700	106.61	-	-	96.59	32.1	10.45	32.53	274	127	P	H
	*	5700	100.45	-	-	90.43	32.1	10.45	32.53	274	127	A	H
		5725.24	59.47	-8.73	68.2	49.37	32.15	10.48	32.53	274	127	P	H
													H
													H
													H
	*	5700	112.58	-	-	102.56	32.1	10.45	32.53	107	95	P	V
	*	5700	105.73	-	-	95.71	32.1	10.45	32.53	107	95	A	V
		5725.08	64.34	-3.86	68.2	54.24	32.15	10.48	32.53	107	95	P	V
													V
													V
													V
Remark	1. No other spurious found. 2. All results are PASS against Peak and Average limit line.												



Band 3 - 5470~5725MHz
WIFI 802.11ac VHT20 (Harmonic @ 3m)

WIFI Ant. 0	Note	Frequency (MHz)	Level (dBμV/m)	Over Limit (dB)	Limit Line (dBμV/m)	Read Level (dBμV)	Antenna Factor (dB/m)	Path Loss (dB)	Preamp Factor (dB)	Ant Pos (cm)	Table Pos (deg)	Peak Avg. (P/A)	Pol. (H/V)	
802.11ac VHT20 CH 100 5500MHz		11000	48.61	-25.39	74	52.29	40	17.48	61.16	100	0	P	H	
		16500	46.5	-21.7	68.2	45.16	38.4	22.01	59.07	100	0	P	H	
													H	
													H	
			11000	48.94	-25.06	74	52.62	40	17.48	61.16	100	0	P	V
			16500	47.87	-20.33	68.2	46.53	38.4	22.01	59.07	100	0	P	V
														V
802.11ac VHT20 CH 116 5580MHz		11160	47.55	-26.45	74	51.71	39.48	17.66	61.3	100	0	P	H	
		16740	47.97	-20.23	68.2	45.56	39.38	22.26	59.23	100	0	P	H	
													H	
													H	
			11160	47.75	-26.25	74	51.91	39.48	17.66	61.3	100	0	P	V
			16740	48.08	-20.12	68.2	45.67	39.38	22.26	59.23	100	0	P	V
														V
802.11ac VHT20 CH 140 5700MHz		11400	48.04	-25.96	74	51.92	39.7	17.93	61.51	100	0	P	H	
		17100	48.74	-19.46	68.2	45.52	39.7	22.67	59.15	100	0	P	H	
													H	
													H	
			11400	47.62	-26.38	74	51.5	39.7	17.93	61.51	100	0	P	V
			17100	49.14	-19.06	68.2	45.92	39.7	22.67	59.15	100	0	P	V
														V
Remark	1. No other spurious found.													
	2. All results are PASS against Peak and Average limit line.													



Band 3 - 5470~5725MHz
WIFI 802.11ac VHT40 (Band Edge @ 3m)

Table with 14 columns: WIFI Ant. 0, Note, Frequency (MHz), Level (dBµV/m), Over Limit (dB), Limit Line (dBµV/m), Read Level (dBµV), Antenna Factor (dB/m), Path Loss (dB), Preamp Factor (dB), Ant Pos (cm), Table Pos (deg), Peak Avg. (P/A), Pol. (H/V). Rows include data for 802.11ac VHT40 CH 102 (5510MHz) and 802.11ac VHT40 CH 110 (5550MHz).



802.11ac VHT40 CH 134 5670MHz		5446.25	50.7	-23.3	74	41.41	31.69	10.22	32.62	261	129	P	H
		5464.8	48.75	-19.45	68.2	39.36	31.76	10.24	32.61	261	129	P	H
		5447.65	44.12	-9.88	54	34.81	31.7	10.23	32.62	261	129	A	H
	*	5670	104.69	-	-	94.89	31.92	10.42	32.54	261	129	P	H
	*	5670	98.13	-	-	88.33	31.92	10.42	32.54	261	129	A	H
		5727.9	58.59	-9.61	68.2	48.48	32.16	10.48	32.53	261	129	P	H
		5442.4	50.28	-23.72	74	41.01	31.68	10.22	32.63	101	93	P	V
		5469.35	49.65	-18.55	68.2	40.24	31.78	10.24	32.61	101	93	P	V
		5447.3	44.04	-9.96	54	34.74	31.69	10.23	32.62	101	93	A	V
	*	5670	108.69	-	-	98.89	31.92	10.42	32.54	101	93	P	V
	*	5670	101.6	-	-	91.8	31.92	10.42	32.54	101	93	P	V
		5725.625	64.87	-3.33	68.2	54.77	32.15	10.48	32.53	101	93	P	V
Remark	1. No other spurious found. 2. All results are PASS against Peak and Average limit line.												



Band 3 - 5470~5725MHz
WIFI 802.11ac VHT40 (Harmonic @ 3m)

WIFI Ant. 0	Note	Frequency (MHz)	Level (dBµV/m)	Over Limit (dB)	Limit Line (dBµV/m)	Read Level (dBµV)	Antenna Factor (dB/m)	Path Loss (dB)	Preamp Factor (dB)	Ant Pos (cm)	Table Pos (deg)	Peak Avg. (P/A)	Pol. (H/V)	
802.11ac VHT40 CH 102 5510MHz		11020	47.19	-26.81	74	50.95	39.92	17.5	61.18	100	0	P	H	
		16530	48.25	-19.95	68.2	46.78	38.52	22.04	59.09	100	0	P	H	
													H	
													H	
			11020	48.27	-25.73	74	52.03	39.92	17.5	61.18	100	0	P	V
			16530	47.48	-20.72	68.2	46.01	38.52	22.04	59.09	100	0	P	V
														V
802.11ac VHT40 CH 110 5550MHz		11100	46.9	-27.1	74	50.96	39.6	17.59	61.25	100	0	P	H	
		16650	47.56	-20.64	68.2	45.62	38.95	22.16	59.17	100	0	P	H	
													H	
													H	
			11100	46.72	-27.28	74	50.78	39.6	17.59	61.25	100	0	P	V
			16650	48.45	-19.75	68.2	46.51	38.95	22.16	59.17	100	0	P	V
														V
802.11ac VHT40 CH 134 5670MHz		11340	48.02	-25.98	74	52.1	39.52	17.86	61.46	100	0	P	H	
		17010	48.58	-19.62	68.2	45.72	39.7	22.54	59.38	100	0	P	H	
													H	
													H	
			11340	47.34	-26.66	74	51.42	39.52	17.86	61.46	100	0	P	V
			17010	47.89	-20.31	68.2	45.03	39.7	22.54	59.38	100	0	P	V
														V
Remark	1. No other spurious found.													
	2. All results are PASS against Peak and Average limit line.													



Band 3 5470~5725MHz
WIFI 802.11ac VHT80 (Band Edge @ 3m)

WIFI Ant. 0	Note	Frequency (MHz)	Level (dBμV/m)	Over Limit (dB)	Limit Line (dBμV/m)	Read Level (dBμV)	Antenna Factor (dB/m)	Path Loss (dB)	Preamp Factor (dB)	Ant Pos (cm)	Table Pos (deg)	Peak Avg. (P/A)	Pol. (H/V)
802.11ac VHT80 CH 106 5530MHz		5452.48	60.39	-13.61	74	51.07	31.71	10.23	32.62	307	121	P	H
		5470	62.5	-5.7	68.2	53.09	31.78	10.24	32.61	307	121	P	H
		5453.68	51.76	-2.24	54	42.44	31.71	10.23	32.62	307	121	A	H
	*	5530	101.21	-	-	91.66	31.85	10.28	32.58	307	121	P	H
	*	5530	92.67	-	-	83.12	31.85	10.28	32.58	307	121	A	H
		5727.515	50.52	-17.68	68.2	40.41	32.16	10.48	32.53	307	121	P	H
		5455.84	61.45	-12.55	74	52.12	31.72	10.23	32.62	101	100	P	V
		5466.16	61.67	-6.53	68.2	52.28	31.76	10.24	32.61	101	100	P	V
		5459.92	51.68	-2.32	54	42.33	31.74	10.23	32.62	101	100	A	V
	*	5530	100.59	-	-	91.05	31.83	10.29	32.58	101	100	P	V
	*	5530	92.69	-	-	83.15	31.83	10.29	32.58	101	100	P	V
	5750.51	51.15	-17.05	68.2	40.96	32.2	10.51	32.52	101	100	P	V	
802.11ac VHT80 CH 122 5610MHz		5458.85	56.07	-17.93	74	46.72	31.74	10.23	32.62	271	129	P	H
		5470	56.45	-11.75	68.2	47.04	31.78	10.24	32.61	271	129	P	H
		5459.55	46.58	-7.42	54	37.23	31.74	10.23	32.62	271	129	A	H
	*	5610	103.67	-	-	94	31.88	10.35	32.56	271	129	P	H
	*	5610	96.03	-	-	86.36	31.88	10.35	32.56	271	129	A	H
		5725.1	59.31	-8.89	68.2	49.21	32.15	10.48	32.53	271	129	P	H
		5459.2	53.08	-20.92	74	43.73	31.74	10.23	32.62	109	94	P	V
		5468.3	55.74	-12.46	68.2	46.34	31.77	10.24	32.61	109	94	P	V
		5459.2	46.8	-7.2	54	37.45	31.74	10.23	32.62	109	94	A	V
	*	5610	104.23	-	-	94.56	31.87	10.36	32.56	109	94	P	V
	*	5610	97.47	-	-	87.8	31.87	10.36	32.56	109	94	A	V
	5728.775	63.4	-4.8	68.2	53.29	32.16	10.48	32.53	109	94	P	V	
Remark	1. No other spurious found. 2. All results are PASS against Peak and Average limit line.												



Band 3 5470~5725MHz
WIFI 802.11ac VHT80 (Harmonic @ 3m)

WIFI Ant. 0	Note	Frequency (MHz)	Level (dBμV/m)	Over Limit (dB)	Limit Line (dBμV/m)	Read Level (dBμV)	Antenna Factor (dB/m)	Path Loss (dB)	Preamp Factor (dB)	Ant Pos (cm)	Table Pos (deg)	Peak Avg. (P/A)	Pol. (H/V)	
802.11ac VHT80 CH 106 5530MHz		11060	47.2	-26.8	74	51.1	39.76	17.55	61.21	100	0	P	H	
		16590	47.66	-20.54	68.2	45.93	38.76	22.1	59.13	100	0	P	H	
													H	
													H	
			11060	47.76	-26.24	74	51.66	39.76	17.55	61.21	100	0	P	V
			16590	47.9	-20.3	68.2	46.17	38.76	22.1	59.13	100	0	P	V
														V
802.11ac VHT80 CH 122 5610MHz		11220	47.81	-26.19	74	52.04	39.4	17.73	61.36	100	0	P	H	
		16830	48.46	-19.74	68.2	45.58	39.83	22.34	59.29	100	0	P	H	
													H	
													H	
			11220	48.63	-25.37	74	52.86	39.4	17.73	61.36	100	0	P	V
			16830	49.86	-18.34	68.2	46.98	39.83	22.34	59.29	100	0	P	V
														V
Remark	1. No other spurious found.													
	2. All results are PASS against Peak and Average limit line.													



Band 3 - Straddle Channel
WIFI 802.11a (Band Edge @ 3m)

WIFI	Note	Frequency	Level	Over	Limit	Read	Antenna	Path	Preamp	Ant	Table	Peak	Pol.
Ant.				Limit	Line	Level	Factor	Loss	Factor	Pos	Pos	Avg.	
0		(MHz)	(dBμV/m)	(dB)	(dBμV/m)	(dBμV)	(dB/m)	(dB)	(dB)	(cm)	(deg)	(P/A)	(H/V)
802.11a CH 144 5720MHz		5457.25	49.98	-24.02	74	40.64	31.73	10.23	32.62	247	124	P	H
		5467	48.44	-19.76	68.2	39.04	31.77	10.24	32.61	247	124	P	H
		5459.59	40.02	-13.98	54	30.67	31.74	10.23	32.62	247	124	A	H
	*	5720	108.36	-	-	98.28	32.14	10.47	32.53	247	124	P	H
	*	5720	100.31	-	-	90.23	32.14	10.47	32.53	247	124	A	H
		5906	51.43	-16.77	68.2	40.68	32.52	10.71	32.48	247	124	P	H
		5444.38	50.28	-23.72	74	41	31.69	10.22	32.63	120	95	P	V
		5467.39	50.52	-17.68	68.2	41.12	31.77	10.24	32.61	120	95	P	V
		5459.59	40.01	-13.99	54	30.66	31.74	10.23	32.62	120	95	A	V
	*	5720	112.35	-	-	102.27	32.14	10.47	32.53	120	95	P	V
	*	5720	104.2	-	-	94.12	32.14	10.47	32.53	120	95	A	V
		5923.5	52.21	-15.99	68.2	41.36	32.59	10.73	32.47	120	95	P	V
Remark	1. No other spurious found. 2. All results are PASS against Peak and Average limit line.												



**Band 3 - Straddle Channel
WIFI 802.11a (Harmonic @ 3m)**

WIFI Ant. 0	Note	Frequency (MHz)	Level (dBµV/m)	Over Limit (dB)	Limit Line (dBµV/m)	Read Level (dBµV)	Antenna Factor (dB/m)	Path Loss (dB)	Preamp Factor (dB)	Ant Pos (cm)	Table Pos (deg)	Peak Avg. (P/A)	Pol. (H/V)	
802.11a CH 144 5720MHz		11440	48.13	-25.87	74	52.04	39.66	17.98	61.55	100	0	P	H	
		17160	49.2	-19	68.2	45.44	40	22.77	59.01	100	0	P	H	
													H	
													H	
			11440	48.28	-25.72	74	52.19	39.66	17.98	61.55	100	0	P	V
			17160	49.26	-18.94	68.2	45.5	40	22.77	59.01	100	0	P	V
														V
														V
Remark	1. No other spurious found. 2. All results are PASS against Peak and Average limit line.													



**Band 3 - Straddle Channel
WIFI 802.11ac VHT20 (Band Edge @ 3m)**

WIFI Ant. 0	Note	Frequency (MHz)	Level (dBμV/m)	Over Limit (dB)	Limit Line (dBμV/m)	Read Level (dBμV)	Antenna Factor (dB/m)	Path Loss (dB)	Preamp Factor (dB)	Ant Pos (cm)	Table Pos (deg)	Peak Avg. (P/A)	Pol. (H/V)
802.11ac VHT20 CH 144 5720MHz		5410.06	49	-25	74	39.83	31.62	10.2	32.65	244	123	P	H
		5467.39	49	-19.2	68.2	39.6	31.77	10.24	32.61	244	123	P	H
		5459.98	39.98	-14.02	54	30.63	31.74	10.23	32.62	244	123	A	H
	*	5720	108.38	-	-	98.3	32.14	10.47	32.53	244	123	P	H
	*	5720	100.07	-	-	89.99	32.14	10.47	32.53	244	123	A	H
		5851.25	52.2	-16	68.2	41.66	32.4	10.63	32.49	244	123	P	H
		5432.29	50.25	-23.75	74	41.01	31.66	10.21	32.63	118	98	P	V
		5463.88	48.91	-19.29	68.2	39.52	31.76	10.24	32.61	118	98	P	V
		5457.64	39.96	-14.04	54	30.62	31.73	10.23	32.62	118	98	A	V
	*	5720	111.7	-	-	101.62	32.14	10.47	32.53	118	98	P	V
	*	5720	103.97	-	-	93.89	32.14	10.47	32.53	118	98	A	V
		5919	51.59	-16.61	68.2	40.75	32.58	10.73	32.47	118	98	P	V
Remark	1. No other spurious found. 2. All results are PASS against Peak and Average limit line.												



Band 3 - Straddle Channel
WIFI 802.11ac VHT20 (Harmonic @ 3m)

WIFI Ant. 0	Note	Frequency (MHz)	Level (dBμV/m)	Over Limit (dB)	Limit Line (dBμV/m)	Read Level (dBμV)	Antenna Factor (dB/m)	Path Loss (dB)	Preamp Factor (dB)	Ant Pos (cm)	Table Pos (deg)	Peak Avg. (P/A)	Pol. (H/V)	
802.11ac VHT20 CH 144 5720MHz		11440	49.05	-24.95	74	52.96	39.66	17.98	61.55	100	0	P	H	
		17160	49.52	-18.68	68.2	45.76	40	22.77	59.01	100	0	P	H	
													H	
													H	
			11440	48.76	-25.24	74	52.67	39.66	17.98	61.55	100	0	P	V
			17160	49.5	-18.7	68.2	45.74	40	22.77	59.01	100	0	P	V
														V
													V	
Remark	1. No other spurious found. 2. All results are PASS against Peak and Average limit line.													



Band 3 - Straddle Channel
WIFI 802.11ac VHT40 (Band Edge @ 3m)

WIFI Ant. 0	Note	Frequency (MHz)	Level (dBμV/m)	Over Limit (dB)	Limit Line (dBμV/m)	Read Level (dBμV)	Antenna Factor (dB/m)	Path Loss (dB)	Preamp Factor (dB)	Ant Pos (cm)	Table Pos (deg)	Peak Avg. (P/A)	Pol. (H/V)
802.11ac VHT40 CH 142 5710MHz		5417.08	49.81	-24.19	74	40.62	31.63	10.2	32.64	257	123	P	H
		5468.95	50.19	-18.01	68.2	40.78	31.78	10.24	32.61	257	123	P	H
		5452.57	42.39	-11.61	54	33.07	31.71	10.23	32.62	257	123	A	H
	*	5710	105.38	-	-	95.33	32.12	10.46	32.53	257	123	P	H
	*	5710	97.66	-	-	87.61	32.12	10.46	32.53	257	123	A	H
		5934.5	52.68	-15.52	68.2	41.76	32.64	10.75	32.47	257	123	P	H
		5452.57	49.76	-24.24	74	40.44	31.71	10.23	32.62	107	97	P	V
		5465.83	49.43	-18.77	68.2	40.04	31.76	10.24	32.61	107	97	P	V
		5453.35	42.09	-11.91	54	32.77	31.71	10.23	32.62	107	97	A	V
	*	5710	109.06	-	-	99.01	32.12	10.46	32.53	107	97	P	V
	*	5710	101.63	-	-	91.58	32.12	10.46	32.53	107	97	A	V
		5932.75	55.73	-12.47	68.2	44.82	32.63	10.75	32.47	107	97	P	V
Remark	1. No other spurious found. 2. All results are PASS against Peak and Average limit line.												



**Band 3 - Straddle Channel
WIFI 802.11ac VHT40 (Harmonic @ 3m)**

WIFI Ant. 0	Note	Frequency (MHz)	Level (dBµV/m)	Over Limit (dB)	Limit Line (dBµV/m)	Read Level (dBµV)	Antenna Factor (dB/m)	Path Loss (dB)	Preamp Factor (dB)	Ant Pos (cm)	Table Pos (deg)	Peak Avg. (P/A)	Pol. (H/V)	
802.11ac VHT40 CH 142 5710MHz		11420	47.96	-26.04	74	51.86	39.68	17.95	61.53	100	0	P	H	
		17130	49.61	-18.59	68.2	46.12	39.85	22.72	59.08	100	0	P	H	
													H	
													H	
			11420	48.07	-25.93	74	51.97	39.68	17.95	61.53	100	0	P	V
			17130	48.77	-19.43	68.2	45.28	39.85	22.72	59.08	100	0	P	V
														V
													V	
Remark	1. No other spurious found. 2. All results are PASS against Peak and Average limit line.													



**Band 3 - Straddle Channel
WIFI 802.11ac VHT80 (Band Edge @ 3m)**

WIFI Ant. 0	Note	Frequency (MHz)	Level (dBμV/m)	Over Limit (dB)	Limit Line (dBμV/m)	Read Level (dBμV)	Antenna Factor (dB/m)	Path Loss (dB)	Preamp Factor (dB)	Ant Pos (cm)	Table Pos (deg)	Peak Avg. (P/A)	Pol. (H/V)
802.11ac VHT80 CH 138 5690MHz		5442.43	49.77	-24.23	74	40.5	31.68	10.22	32.63	251	124	P	H
		5470	49.87	-18.33	68.2	40.46	31.78	10.24	32.61	251	124	P	H
		5440.48	41.38	-12.62	54	32.11	31.68	10.22	32.63	251	124	A	H
	*	5690	101.45	-	-	91.51	32.04	10.44	32.54	251	124	P	H
	*	5690	94.24	-	-	84.3	32.04	10.44	32.54	251	124	A	H
		5934.4	51.42	-16.78	68.2	40.5	32.64	10.75	32.47	251	124	P	H
		5370.28	49.5	-24.5	74	40.58	31.42	10.17	32.67	113	98	P	V
		5470	49.83	-18.37	68.2	40.42	31.78	10.24	32.61	113	98	P	V
		5435.8	41.5	-12.5	54	32.24	31.67	10.22	32.63	113	98	A	V
	*	5690	104.21	-	-	94.27	32.04	10.44	32.54	113	98	P	V
	*	5690	97.26	-	-	87.32	32.04	10.44	32.54	113	98	A	V
	5926.9	51.17	-17.03	68.2	40.29	32.61	10.74	32.47	113	98	P	V	
Remark	1. No other spurious found. 2. All results are PASS against Peak and Average limit line.												



**Band 3 - Straddle Channel
WIFI 802.11ac VHT80 (Harmonic @ 3m)**

WIFI Ant. 0	Note	Frequency (MHz)	Level (dBµV/m)	Over Limit (dB)	Limit Line (dBµV/m)	Read Level (dBµV)	Antenna Factor (dB/m)	Path Loss (dB)	Preamp Factor (dB)	Ant Pos (cm)	Table Pos (deg)	Peak Avg. (P/A)	Pol. (H/V)	
802.11ac VHT80 CH 138 5690MHz		11380	48.02	-25.98	74	51.96	39.64	17.91	61.49	100	0	P	H	
		17070	48.05	-20.15	68.2	44.95	39.7	22.63	59.23	100	0	P	H	
													H	
													H	
			11380	50.43	-23.57	74	54.37	39.64	17.91	61.49	100	0	P	V
			17070	47.97	-20.23	68.2	44.87	39.7	22.63	59.23	100	0	P	V
														V
													V	
Remark	1. No other spurious found. 2. All results are PASS against Peak and Average limit line.													



Emission below 1GHz
WIFI 802.11ac VHT80 (LF @ 3m)

WIFI	Note	Frequency	Level	Over	Limit	Read	Antenna	Path	Preamp	Ant	Table	Peak	Pol.	
Ant.				Limit	Line	Level	Factor	Loss	Factor	Pos	Pos	Avg.		
0		(MHz)	(dBμV/m)	(dB)	(dBμV/m)	(dBμV)	(dB/m)	(dB)	(dB)	(cm)	(deg)	(P/A)	(H/V)	
802.11ac VHT80 LF		88.2	29.03	-14.47	43.5	45.87	14.21	1.37	32.42	-	-	P	H	
		148.34	30.63	-12.87	43.5	44.5	16.82	1.79	32.48	100	0	P	H	
		165.8	29.36	-14.14	43.5	43.47	16.49	1.92	32.52	-	-	P	H	
		867.11	29.41	-16.59	46	28	29.04	4.24	31.87	-	-	P	H	
		890.39	29.47	-16.53	46	27.93	29.03	4.28	31.77	-	-	P	H	
		956.35	30.7	-15.3	46	26.8	30.44	4.45	30.99	-	-	P	H	
														H
														H
														H
														H
														H
														H
														H
			41.64	33.88	-6.12	40	47.01	18.43	0.93	32.49	100	0	P	V
			87.23	30.19	-9.81	40	47.09	14.16	1.36	32.42	-	-	P	V
			162.89	31.25	-12.25	43.5	45.88	15.99	1.89	32.51	-	-	P	V
			771.08	28.08	-17.92	46	28.3	27.87	3.99	32.08	-	-	P	V
			874.87	29.36	-16.64	46	27.89	29.06	4.25	31.84	-	-	P	V
			959.26	30.63	-15.37	46	26.48	30.64	4.46	30.95	-	-	P	V
														V
													V	
													V	
													V	
													V	
													V	
Remark	1. No other spurious found. 2. All results are PASS against limit line.													



Band 1 - 5150~5250MHz
WIFI 802.11a (Band Edge @ 3m)

WIFI	Note	Frequency	Level	Over	Limit	Read	Antenna	Path	Preamp	Ant	Table	Peak	Pol.	
Ant.				Limit	Line	Level	Factor	Loss	Factor	Pos	Pos	Avg.		
1		(MHz)	(dBμV/m)	(dB)	(dBμV/m)	(dBμV)	(dB/m)	(dB)	(dB)	(cm)	(deg)	(P/A)	(H/V)	
802.11a CH 36 5180MHz		5141.7	60.51	-13.49	74	51.57	31.8	9.96	32.82	100	66	P	H	
		5150	50.9	-3.1	54	41.94	31.8	9.97	32.81	100	66	A	H	
	*	5180	111.57	-	-	102.73	31.62	10.01	32.79	100	66	P	H	
	*	5180	103.58	-	-	94.74	31.62	10.01	32.79	100	66	A	H	
													H	
													H	
			5137.02	61.03	-12.97	74	52.1	31.8	9.95	32.82	100	103	P	V
			5150	51.03	-2.97	54	42.07	31.8	9.97	32.81	100	103	A	V
	*		5180	111.88	-	-	103.04	31.62	10.01	32.79	100	103	P	V
	*		5180	103.72	-	-	94.88	31.62	10.01	32.79	100	103	A	V
														V
														V
802.11a CH 44 5220MHz		5099.84	50.93	-23.07	74	42.09	31.8	9.89	32.85	100	64	P	H	
		5150	41.03	-12.97	54	32.07	31.8	9.97	32.81	100	64	A	H	
	*	5220	107.62	-	-	98.88	31.45	10.06	32.77	100	64	P	H	
	*	5220	100.97	-	-	92.23	31.45	10.06	32.77	100	64	A	H	
			5351.04	50.82	-23.18	74	42.05	31.31	10.15	32.69	100	64	P	H
			5452.56	40.8	-13.2	54	31.48	31.71	10.23	32.62	100	64	A	H
			5143.52	50.56	-23.44	74	41.62	31.8	9.96	32.82	100	116	P	V
			5147.68	41.08	-12.92	54	32.14	31.8	9.96	32.82	100	116	A	V
	*		5220	107.41	-	-	98.67	31.46	10.05	32.77	100	116	P	V
	*		5220	101.2	-	-	92.46	31.46	10.05	32.77	100	116	A	V
			5456.64	51.01	-22.99	74	41.67	31.73	10.23	32.62	100	116	P	V
			5452.32	40.25	-13.75	54	30.93	31.71	10.23	32.62	100	116	A	V



802.11a CH 48 5240MHz		5076.7	51.7	-22.3	74	43.04	31.66	9.86	32.86	103	62	P	H
		5148.2	40.64	-13.36	54	31.7	31.8	9.96	32.82	103	62	A	H
	*	5240	107.92	-	-	99.19	31.4	10.08	32.75	103	62	P	H
	*	5240	101.23	-	-	92.5	31.4	10.08	32.75	103	62	A	H
		5386.8	49.9	-24.1	74	40.86	31.52	10.18	32.66	103	62	P	H
		5350.08	40	-14	54	31.24	31.3	10.15	32.69	103	62	A	H
		5113.36	50.21	-23.79	74	41.34	31.8	9.91	32.84	100	116	P	V
		5148.72	40.68	-13.32	54	31.72	31.8	9.97	32.81	100	116	A	V
	*	5240	108.82	-	-	100.08	31.43	10.07	32.76	100	116	P	V
	*	5240	100.81	-	-	92.07	31.43	10.07	32.76	100	116	A	V
		5362.32	49.91	-24.09	74	41.06	31.37	10.16	32.68	100	116	P	V
		5459.28	39.82	-14.18	54	30.47	31.74	10.23	32.62	100	116	A	V
Remark	1. No other spurious found. 2. All results are PASS against Peak and Average limit line.												



Band 1 5150~5250MHz
WIFI 802.11a (Harmonic @ 3m)

WIFI Ant. 1	Note	Frequency (MHz)	Level (dBμV/m)	Over Limit (dB)	Limit Line (dBμV/m)	Read Level (dBμV)	Antenna Factor (dB/m)	Path Loss (dB)	Preamp Factor (dB)	Ant Pos (cm)	Table Pos (deg)	Peak Avg. (P/A)	Pol. (H/V)
802.11a CH 36 5180MHz		10360	46.43	-21.77	68.2	49.58	39.8	17.44	60.39	100	0	P	H
		15540	47.13	-26.87	74	48.94	37.84	21.62	61.27	100	0	P	H
													H
													H
		10360	46.12	-22.08	68.2	49.27	39.8	17.44	60.39	100	0	P	V
		15540	46.34	-27.66	74	48.15	37.84	21.62	61.27	100	0	P	V
													V
													V
802.11a CH 44 5220MHz		10440	48.79	-19.41	68.2	51.97	39.96	17.44	60.58	100	0	P	H
		15660	46.87	-27.13	74	48.86	37.42	21.6	61.01	100	0	P	H
													H
													H
		10440	46.62	-21.58	68.2	49.8	39.96	17.44	60.58	100	0	P	V
		15660	46.26	-27.74	74	48.25	37.42	21.6	61.01	100	0	P	V
													V
													V
802.11a CH 48 5240MHz		10480	46.7	-21.5	68.2	50.02	39.92	17.44	60.68	100	0	P	H
		15720	46.89	-27.11	74	48.92	37.28	21.57	60.88	100	0	P	H
													H
													H
		10480	47.29	-20.91	68.2	50.61	39.92	17.44	60.68	100	0	P	V
		15720	47.14	-26.86	74	49.17	37.28	21.57	60.88	100	0	P	V
													V
													V
Remark	1. No other spurious found. 2. All results are PASS against Peak and Average limit line.												



Band 1 5150~5250MHz
WIFI 802.11ac VHT20 (Band Edge @ 3m)

WIFI Ant. 1	Note	Frequency (MHz)	Level (dBμV/m)	Over Limit (dB)	Limit Line (dBμV/m)	Read Level (dBμV)	Antenna Factor (dB/m)	Path Loss (dB)	Preamp Factor (dB)	Ant Pos (cm)	Table Pos (deg)	Peak Avg. (P/A)	Pol. (H/V)	
802.11ac VHT20 CH 36 5180MHz		5146.38	59.57	-14.43	74	50.63	31.8	9.96	32.82	100	63	P	H	
		5150	51.44	-2.56	54	42.48	31.8	9.97	32.81	100	63	A	H	
	*	5180	111.06	-	-	102.22	31.62	10.01	32.79	100	63	P	H	
	*	5180	103.91	-	-	95.07	31.62	10.01	32.79	100	63	A	H	
													H	
														H
			5148.98	60.4	-13.6	74	51.44	31.8	9.97	32.81	100	101	P	V
			5150	52.08	-1.92	54	43.12	31.8	9.97	32.81	100	101	A	V
		*	5180	111.77	-	-	102.93	31.62	10.01	32.79	100	101	P	V
		*	5180	103.57	-	-	94.73	31.62	10.01	32.79	100	101	A	V
													V	
													V	
802.11ac VHT20 CH 44 5220MHz		5148.2	51.98	-22.02	74	43.04	31.8	9.96	32.82	103	62	P	H	
		5148.98	41.19	-12.81	54	32.23	31.8	9.97	32.81	103	62	A	H	
		*	5220	109.19	-	-	100.44	31.46	10.06	32.77	103	62	P	H
		*	5220	100.88	-	-	92.13	31.46	10.06	32.77	103	62	A	H
			5454.72	49.79	-24.21	74	40.46	31.72	10.23	32.62	103	62	P	H
			5451.6	41.45	-12.55	54	32.13	31.71	10.23	32.62	103	62	A	H
			5147.68	51.38	-22.62	74	42.44	31.8	9.96	32.82	100	115	P	V
			5150	41.12	-12.88	54	32.16	31.8	9.97	32.81	100	115	A	V
		*	5220	108.77	-	-	100.02	31.46	10.06	32.77	100	115	P	V
		*	5220	100.89	-	-	92.14	31.46	10.06	32.77	100	115	A	V
		5433.36	49.57	-24.43	74	40.31	31.67	10.22	32.63	100	115	P	V	
		5451.84	40.79	-13.21	54	31.47	31.71	10.23	32.62	100	115	A	V	



802.11ac VHT20 CH 48 5240MHz		5121.94	51.48	-22.52	74	42.58	31.8	9.93	32.83	100	64	P	H
		5149.5	40.78	-13.22	54	31.82	31.8	9.97	32.81	100	64	A	H
	*	5240	109.75	-	-	101.02	31.42	10.07	32.76	100	64	P	H
	*	5240	101.04	-	-	92.31	31.42	10.07	32.76	100	64	A	H
		5425.68	49.74	-24.26	74	40.52	31.65	10.21	32.64	100	64	P	H
		5350.32	40.59	-13.41	54	31.83	31.3	10.15	32.69	100	64	A	H
		5047.32	51.18	-22.82	74	42.75	31.49	9.82	32.88	100	116	P	V
		5148.2	40.73	-13.27	54	31.79	31.8	9.96	32.82	100	116	A	V
	*	5240	108.81	-	-	100.08	31.42	10.07	32.76	100	116	P	V
	*	5240	100.82	-	-	92.09	31.42	10.07	32.76	100	116	A	V
		5350.8	50.08	-23.92	74	41.32	31.3	10.15	32.69	100	116	P	V
		5459.52	40.24	-13.76	54	30.89	31.74	10.23	32.62	100	116	A	V
Remark	1. No other spurious found. 2. All results are PASS against Peak and Average limit line.												



Band 1 5150~5250MHz
WIFI 802.11ac VHT20 (Harmonic @ 3m)

WIFI Ant. 1	Note	Frequency (MHz)	Level (dBμV/m)	Over Limit (dB)	Limit Line (dBμV/m)	Read Level (dBμV)	Antenna Factor (dB/m)	Path Loss (dB)	Preamp Factor (dB)	Ant Pos (cm)	Table Pos (deg)	Peak Avg. (P/A)	Pol. (H/V)	
802.11ac VHT20 CH 36 5180MHz		10360	46.33	-21.87	68.2	49.48	39.8	17.44	60.39	100	0	P	H	
		15540	46.14	-27.86	74	47.95	37.84	21.62	61.27	100	0	P	H	
													H	
													H	
			10360	46.29	-21.91	68.2	49.44	39.8	17.44	60.39	100	0	P	V
			15540	46.53	-27.47	74	48.34	37.84	21.62	61.27	100	0	P	V
														V
802.11ac VHT20 CH 44 5220MHz		10440	47.26	-20.94	68.2	50.44	39.96	17.44	60.58	100	0	P	H	
		15660	46.78	-27.22	74	48.77	37.42	21.6	61.01	100	0	P	H	
													H	
													H	
			10440	46.8	-21.4	68.2	49.98	39.96	17.44	60.58	100	0	P	V
			15660	46.17	-27.83	74	48.16	37.42	21.6	61.01	100	0	P	V
														V
802.11ac VHT20 CH 48 5240MHz		10480	45.77	-22.43	68.2	49.09	39.92	17.44	60.68	100	0	P	H	
		15720	46.66	-27.34	74	48.69	37.28	21.57	60.88	100	0	P	H	
													H	
													H	
			10480	45.87	-22.33	68.2	49.19	39.92	17.44	60.68	100	0	P	V
			15720	47.19	-26.81	74	49.22	37.28	21.57	60.88	100	0	P	V
														V
Remark	1. No other spurious found.													
	2. All results are PASS against Peak and Average limit line.													



Band 1 5150~5250MHz
WIFI 802.11ac VHT40 (Band Edge @ 3m)

WIFI Ant. 1	Note	Frequency (MHz)	Level (dBμV/m)	Over Limit (dB)	Limit Line (dBμV/m)	Read Level (dBμV)	Antenna Factor (dB/m)	Path Loss (dB)	Preamp Factor (dB)	Ant Pos (cm)	Table Pos (deg)	Peak Avg. (P/A)	Pol. (H/V)
802.11ac VHT40 CH 38 5190MHz		5148.72	58.39	-15.61	74	49.43	31.8	9.97	32.81	100	64	P	H
		5149.76	50.36	-3.64	54	41.4	31.8	9.97	32.81	100	64	A	H
	*	5190	107.12	-	-	98.32	31.56	10.03	32.79	100	64	P	H
	*	5190	99.59	-	-	90.79	31.56	10.03	32.79	100	64	A	H
		5415.48	55.17	-18.83	74	45.98	31.63	10.2	32.64	100	64	P	H
		5412.68	47.59	-6.41	54	38.41	31.63	10.2	32.65	100	64	A	H
		5150	60.42	-13.58	74	51.46	31.8	9.97	32.81	100	108	P	V
		5148.46	51.23	-2.77	54	42.27	31.8	9.97	32.81	100	108	A	V
	*	5190	107.01	-	-	98.21	31.56	10.03	32.79	100	108	P	V
	*	5190	98.88	-	-	90.08	31.56	10.03	32.79	100	108	A	V
		5413.24	51.47	-22.53	74	42.29	31.63	10.2	32.65	100	108	P	V
		5412.4	45.06	-8.94	54	35.89	31.62	10.2	32.65	100	108	A	V
802.11ac VHT40 CH 46 5230MHz		5141.44	50.18	-23.82	74	41.24	31.8	9.96	32.82	100	64	P	H
		5144.82	42.96	-11.04	54	34.02	31.8	9.96	32.82	100	64	A	H
	*	5230	105.9	-	-	97.16	31.44	10.06	32.76	100	64	P	H
	*	5230	99.05	-	-	90.31	31.44	10.06	32.76	100	64	A	H
		5453.84	55.4	-18.6	74	46.07	31.72	10.23	32.62	100	64	P	H
		5452.44	49.53	-4.47	54	40.21	31.71	10.23	32.62	100	64	A	H
		5048.1	50.91	-23.09	74	42.48	31.49	9.82	32.88	100	115	P	V
		5143.78	42.77	-11.23	54	33.83	31.8	9.96	32.82	100	115	A	V
	*	5230	106.06	-	-	97.32	31.44	10.06	32.76	100	115	P	V
	*	5230	98.98	-	-	90.24	31.44	10.06	32.76	100	115	A	V
	5453.84	53.86	-20.14	74	44.53	31.72	10.23	32.62	100	115	P	V	
	5452.72	47.56	-6.44	54	38.24	31.71	10.23	32.62	100	115	A	V	
Remark	1. No other spurious found. 2. All results are PASS against Peak and Average limit line.												



Band 1 5150~5250MHz
WIFI 802.11ac VHT40 (Harmonic @ 3m)

WIFI Ant. 1	Note	Frequency (MHz)	Level (dBμV/m)	Over Limit (dB)	Limit Line (dBμV/m)	Read Level (dBμV)	Antenna Factor (dB/m)	Path Loss (dB)	Preamp Factor (dB)	Ant Pos (cm)	Table Pos (deg)	Peak Avg. (P/A)	Pol. (H/V)	
802.11ac VHT40 CH 38 5190MHz		10380	47.75	-20.45	68.2	50.84	39.9	17.44	60.43	100	0	P	H	
		15570	46.5	-27.5	74	48.36	37.72	21.62	61.2	100	0	P	H	
													H	
													H	
			10380	46.99	-21.21	68.2	50.08	39.9	17.44	60.43	100	0	P	V
			15570	46.03	-27.97	74	47.89	37.72	21.62	61.2	100	0	P	V
														V
802.11ac VHT40 CH 46 5230MHz		10460	47	-21.2	68.2	50.25	39.94	17.44	60.63	100	0	P	H	
		15690	46.23	-27.77	74	48.26	37.33	21.59	60.95	100	0	P	H	
													H	
													H	
			10460	46.66	-21.54	68.2	49.91	39.94	17.44	60.63	100	0	P	V
			15690	46.13	-27.87	74	48.16	37.33	21.59	60.95	100	0	P	V
														V
Remark	1. No other spurious found.													
	2. All results are PASS against Peak and Average limit line.													



Band 1 5150~5250MHz
WIFI 802.11ac VHT80 (Band Edge @ 3m)

Table with 14 columns: WIFI Ant. 1, Note, Frequency (MHz), Level (dBµV/m), Over Limit (dB), Limit Line (dBµV/m), Read Level (dBµV), Antenna Factor (dB/m), Path Loss (dB), Preamp Factor (dB), Ant Pos (cm), Table Pos (deg), Peak Avg. (P/A), Pol. (H/V). Rows include test results for 802.11ac VHT80 CH 42 5210MHz and a Remark section.



**Band 1 5150~5250MHz
WIFI 802.11ac VHT80 (Harmonic @ 3m)**

WIFI Ant. 1	Note	Frequency (MHz)	Level (dBμV/m)	Over Limit (dB)	Limit Line (dBμV/m)	Read Level (dBμV)	Antenna Factor (dB/m)	Path Loss (dB)	Preamp Factor (dB)	Ant Pos (cm)	Table Pos (deg)	Peak Avg. (P/A)	Pol. (H/V)	
802.11ac VHT80 CH 42 5210MHz		10420	47.5	-20.7	68.2	50.61	39.98	17.44	60.53	100	0	P	H	
		15630	47.33	-26.67	74	49.29	37.51	21.6	61.07	100	0	P	H	
													H	
													H	
			10420	46.56	-21.64	68.2	49.67	39.98	17.44	60.53	100	0	P	V
			15630	47.07	-26.93	74	49.03	37.51	21.6	61.07	100	0	P	V
														V
													V	
Remark	1. No other spurious found. 2. All results are PASS against Peak and Average limit line.													



Band 2 - 5250~5350MHz
WIFI 802.11a (Band Edge @ 3m)

WIFI Ant. 1	Note	Frequency (MHz)	Level (dBμV/m)	Over Limit (dB)	Limit Line (dBμV/m)	Read Level (dBμV)	Antenna Factor (dB/m)	Path Loss (dB)	Preamp Factor (dB)	Ant Pos (cm)	Table Pos (deg)	Peak Avg. (P/A)	Pol. (H/V)
802.11a CH 52 5260MHz		5094.52	51.09	-22.91	74	42.28	31.77	9.89	32.85	110	65	P	H
		5099.96	40.81	-13.19	54	31.97	31.8	9.89	32.85	110	65	A	H
	*	5260	109.52	-	-	100.77	31.4	10.09	32.74	110	65	P	H
	*	5260	101.51	-	-	92.76	31.4	10.09	32.74	110	65	A	H
		5366.16	51.06	-22.94	74	42.18	31.4	10.16	32.68	110	65	P	H
		5350.08	41.33	-12.67	54	32.57	31.3	10.15	32.69	110	65	A	H
		5068.68	50.69	-23.31	74	42.1	31.61	9.85	32.87	100	116	P	V
		5100.3	40.79	-13.21	54	31.94	31.8	9.9	32.85	100	116	A	V
	*	5260	109.06	-	-	100.31	31.4	10.09	32.74	100	116	P	V
	*	5260	101.08	-	-	92.33	31.4	10.09	32.74	100	116	A	V
		5428.08	49.88	-24.12	74	40.65	31.66	10.21	32.64	100	116	P	V
		5350.08	40.78	-13.22	54	32.02	31.3	10.15	32.69	100	116	A	V
802.11a CH 60 5300MHz		5066.3	50.73	-23.27	74	42.15	31.6	9.85	32.87	107	64	P	H
		5093.5	40.73	-13.27	54	31.93	31.76	9.89	32.85	107	64	A	H
	*	5300	110.72	-	-	101.93	31.4	10.11	32.72	107	64	P	H
	*	5300	102.23	-	-	93.44	31.4	10.11	32.72	107	64	A	H
		5357.52	54.44	-19.56	74	45.61	31.35	10.16	32.68	107	64	P	H
		5350.08	43.21	-10.79	54	34.45	31.3	10.15	32.69	107	64	A	H
		5133.28	50.69	-23.31	74	41.77	31.8	9.94	32.82	100	116	P	V
		5091.8	40.76	-13.24	54	31.98	31.75	9.88	32.85	100	116	A	V
	*	5300	109.72	-	-	100.93	31.4	10.11	32.72	100	116	P	V
	*	5300	100.97	-	-	92.18	31.4	10.11	32.72	100	116	A	V
		5351.04	51.16	-22.84	74	42.39	31.31	10.15	32.69	100	116	P	V
		5350.32	42.22	-11.78	54	33.46	31.3	10.15	32.69	100	116	A	V



802.11a CH 64 5320MHz	*	5320	110.33	-	-	101.55	31.36	10.13	32.71	106	62	P	H
	*	5320	102.35	-	-	93.57	31.36	10.13	32.71	106	62	A	H
		5353.12	54.8	-19.2	74	46.01	31.32	10.15	32.68	106	62	P	H
		5352.64	43.43	-10.57	54	34.64	31.32	10.15	32.68	106	62	A	H
													H
													H
	*	5320	109.08	-	-	100.3	31.36	10.13	32.71	106	117	P	V
	*	5320	101.08	-	-	92.3	31.36	10.13	32.71	106	117	A	V
		5377.12	52.19	-21.81	74	43.23	31.46	10.17	32.67	106	117	P	V
		5353.12	42.6	-11.4	54	33.81	31.32	10.15	32.68	106	117	A	V
													V
													V
Remark	1. No other spurious found. 2. All results are PASS against Peak and Average limit line.												



Band 2 5250~5350MHz
WIFI 802.11a (Harmonic @ 3m)

WIFI Ant. 1	Note	Frequency (MHz)	Level (dBμV/m)	Over Limit (dB)	Limit Line (dBμV/m)	Read Level (dBμV)	Antenna Factor (dB/m)	Path Loss (dB)	Preamp Factor (dB)	Ant Pos (cm)	Table Pos (deg)	Peak Avg. (P/A)	Pol. (H/V)
802.11a CH 52 5260MHz		10520	45.68	-22.52	68.2	49.07	39.9	17.46	60.75	100	0	P	H
		15780	45.9	-28.1	74	47.88	37.22	21.56	60.76	100	0	P	H
													H
													H
		10520	46.24	-21.96	68.2	49.63	39.9	17.46	60.75	100	0	P	V
		15780	46.6	-27.4	74	48.58	37.22	21.56	60.76	100	0	P	V
													V
													V
802.11a CH 60 5300MHz		10600	46.87	-27.13	74	50.33	39.9	17.46	60.82	100	0	P	H
		15900	45.08	-28.92	74	47.15	36.9	21.53	60.5	100	0	P	H
													H
													H
		10600	47.11	-26.89	74	50.57	39.9	17.46	60.82	100	0	P	V
		15900	45.29	-28.71	74	47.36	36.9	21.53	60.5	100	0	P	V
													V
													V
802.11a CH 64 5320MHz		10640	45.32	-28.68	74	48.89	39.82	17.46	60.85	100	0	P	H
		15960	44.93	-29.07	74	47.01	36.78	21.51	60.37	100	0	P	H
													H
													H
		10640	45.09	-28.91	74	48.66	39.82	17.46	60.85	100	0	P	V
		15960	46.2	-27.8	74	48.28	36.78	21.51	60.37	100	0	P	V
													V
													V
Remark	1. No other spurious found. 2. All results are PASS against Peak and Average limit line.												



Band 2 5250~5350MHz
WIFI 802.11ac VHT20 (Band Edge @ 3m)

WIFI Ant. 1	Note	Frequency (MHz)	Level (dBμV/m)	Over Limit (dB)	Limit Line (dBμV/m)	Read Level (dBμV)	Antenna Factor (dB/m)	Path Loss (dB)	Preamp Factor (dB)	Ant Pos (cm)	Table Pos (deg)	Peak Avg. (P/A)	Pol. (H/V)
802.11ac VHT20 CH 52 5260MHz		5109.14	50.53	-23.47	74	41.66	31.8	9.91	32.84	100	62	P	H
		5105.4	40.81	-13.19	54	31.95	31.8	9.9	32.84	100	62	A	H
	*	5260	109.32	-	-	100.57	31.4	10.09	32.74	100	62	P	H
	*	5260	101.15	-	-	92.4	31.4	10.09	32.74	100	62	A	H
		5360.88	50.5	-23.5	74	41.65	31.37	10.16	32.68	100	62	P	H
		5350.08	41.37	-12.63	54	32.61	31.3	10.15	32.69	100	62	A	H
		5023.8	50	-24	74	41.71	31.4	9.78	32.89	100	116	P	V
		5089.76	40.8	-13.2	54	32.03	31.74	9.88	32.85	100	116	A	V
	*	5260	108.97	-	-	100.22	31.4	10.09	32.74	100	116	P	V
	*	5260	100.74	-	-	91.99	31.4	10.09	32.74	100	116	A	V
		5442.72	49.49	-24.51	74	40.21	31.69	10.22	32.63	100	116	P	V
		5350.32	40.74	-13.26	54	31.98	31.3	10.15	32.69	100	116	A	V
802.11ac VHT20 CH 60 5300MHz		5021.42	50.71	-23.29	74	42.44	31.39	9.78	32.9	104	66	P	H
		5099.28	40.77	-13.23	54	31.93	31.8	9.89	32.85	104	66	A	H
	*	5300	110.56	-	-	101.77	31.4	10.11	32.72	104	66	P	H
	*	5300	101.88	-	-	93.09	31.4	10.11	32.72	104	66	A	H
		5375.28	51.48	-22.52	74	42.53	31.45	10.17	32.67	104	66	P	H
		5350.56	43.17	-10.83	54	34.41	31.3	10.15	32.69	104	66	A	H
		5083.3	51.13	-22.87	74	42.42	31.7	9.87	32.86	108	114	P	V
		5091.12	40.75	-13.25	54	31.97	31.75	9.88	32.85	108	114	A	V
	*	5300	108.87	-	-	100.08	31.4	10.11	32.72	108	114	P	V
	*	5300	100.47	-	-	91.68	31.4	10.11	32.72	108	114	A	V
	5415.36	49.9	-24.1	74	40.71	31.63	10.2	32.64	108	114	P	V	
	5353.2	42.19	-11.81	54	33.4	31.32	10.15	32.68	108	114	A	V	



802.11ac VHT20 CH 64 5320MHz	*	5320	112.14	-	-	103.36	31.36	10.13	32.71	100	59	P	H
	*	5320	103.99	-	-	95.21	31.36	10.13	32.71	100	59	A	H
		5359.52	59.75	-14.25	74	50.91	31.36	10.16	32.68	100	59	P	H
		5350.08	49.35	-4.65	54	40.59	31.3	10.15	32.69	100	59	A	H
													H
													H
	*	5320	110.48	-	-	101.7	31.36	10.13	32.71	100	109	P	V
	*	5320	102.75	-	-	93.97	31.36	10.13	32.71	100	109	A	V
		5358.88	58.2	-15.8	74	49.37	31.35	10.16	32.68	100	109	P	V
		5350.08	48.46	-5.54	54	39.7	31.3	10.15	32.69	100	109	A	V
													V
													V
Remark	1. No other spurious found. 2. All results are PASS against Peak and Average limit line.												



Band 2 5250~5350MHz
WIFI 802.11ac VHT20 (Harmonic @ 3m)

WIFI Ant. 1	Note	Frequency (MHz)	Level (dBμV/m)	Over Limit (dB)	Limit Line (dBμV/m)	Read Level (dBμV)	Antenna Factor (dB/m)	Path Loss (dB)	Preamp Factor (dB)	Ant Pos (cm)	Table Pos (deg)	Peak Avg. (P/A)	Pol. (H/V)
802.11ac VHT20 CH 52 5260MHz		10520	47.86	-20.34	68.2	51.25	39.9	17.46	60.75	100	0	P	H
		15780	46.99	-27.01	74	48.97	37.22	21.56	60.76	100	0	P	H
													H
													H
		10520	49.07	-19.13	68.2	52.46	39.9	17.46	60.75	100	0	P	V
		15780	46.71	-27.29	74	48.69	37.22	21.56	60.76	100	0	P	V
													V
802.11ac VHT20 CH 60 5300MHz		10600	47.27	-26.73	74	50.73	39.9	17.46	60.82	100	0	P	H
		15900	46.18	-27.82	74	48.25	36.9	21.53	60.5	100	0	P	H
													H
													H
		10600	47.13	-26.87	74	50.59	39.9	17.46	60.82	100	0	P	V
		15900	46.22	-27.78	74	48.29	36.9	21.53	60.5	100	0	P	V
													V
802.11ac VHT20 CH 64 5320MHz		10640	47.58	-26.42	74	51.15	39.82	17.46	60.85	100	0	P	H
		15960	44.39	-29.61	74	46.47	36.78	21.51	60.37	100	0	P	H
													H
													H
		10640	46.59	-27.41	74	50.16	39.82	17.46	60.85	100	0	P	V
		15960	45.26	-28.74	74	47.34	36.78	21.51	60.37	100	0	P	V
													V
Remark	1. No other spurious found.												
	2. All results are PASS against Peak and Average limit line.												



Band 2 5250~5350MHz
WIFI 802.11ac VHT40 (Band Edge @ 3m)

WIFI Ant. 1	Note	Frequency (MHz)	Level (dBμV/m)	Over Limit (dB)	Limit Line (dBμV/m)	Read Level (dBμV)	Antenna Factor (dB/m)	Path Loss (dB)	Preamp Factor (dB)	Ant Pos (cm)	Table Pos (deg)	Peak Avg. (P/A)	Pol. (H/V)
802.11ac VHT40 CH 54 5270MHz		5045.56	50.3	-23.7	74	41.88	31.48	9.82	32.88	100	62	P	H
		5046.24	42.89	-11.11	54	34.47	31.48	9.82	32.88	100	62	A	H
	*	5270	106.71	-	-	97.96	31.4	10.09	32.74	100	62	P	H
	*	5270	99.7	-	-	90.95	31.4	10.09	32.74	100	62	A	H
		5351.28	51.77	-22.23	74	43	31.31	10.15	32.69	100	62	P	H
		5351.28	44.77	-9.23	54	36	31.31	10.15	32.69	100	62	A	H
		5093.5	52.18	-21.82	74	43.38	31.76	9.89	32.85	100	117	P	V
		5047.6	42.9	-11.1	54	34.47	31.49	9.82	32.88	100	117	A	V
	*	5270	106.03	-	-	97.28	31.4	10.09	32.74	100	117	P	V
	*	5270	98.62	-	-	89.87	31.4	10.09	32.74	100	117	A	V
		5352.96	52.42	-21.58	74	43.63	31.32	10.15	32.68	100	117	P	V
		5351.76	43.49	-10.51	54	34.71	31.31	10.15	32.68	100	117	A	V
802.11ac VHT40 CH 62 5310MHz		5121.72	50.34	-23.66	74	41.44	31.8	9.93	32.83	100	60	P	H
		5087.38	41.79	-12.21	54	33.04	31.72	9.88	32.85	100	60	A	H
	*	5310	105.24	-	-	96.45	31.38	10.12	32.71	100	60	P	H
	*	5310	97.37	-	-	88.58	31.38	10.12	32.71	100	60	A	H
		5352	56.62	-17.38	74	47.84	31.31	10.15	32.68	100	60	P	H
		5350.08	49.05	-4.95	54	40.29	31.3	10.15	32.69	100	60	A	H
		5072.08	49.93	-24.07	74	41.31	31.63	9.85	32.86	100	105	P	V
		5087.38	41.71	-12.29	54	32.96	31.72	9.88	32.85	100	105	A	V
	*	5310	104.78	-	-	95.99	31.38	10.12	32.71	100	105	P	V
	*	5310	97.12	-	-	88.33	31.38	10.12	32.71	100	105	A	V
	5351.52	56.15	-17.85	74	47.38	31.31	10.15	32.69	100	105	P	V	
	5350.08	47.86	-6.14	54	39.1	31.3	10.15	32.69	100	105	A	V	
Remark	1. No other spurious found. 2. All results are PASS against Peak and Average limit line.												



Band 2 5250~5350MHz
WIFI 802.11ac VHT40 (Harmonic @ 3m)

WIFI Ant. 1	Note	Frequency (MHz)	Level (dBμV/m)	Over Limit (dB)	Limit Line (dBμV/m)	Read Level (dBμV)	Antenna Factor (dB/m)	Path Loss (dB)	Preamp Factor (dB)	Ant Pos (cm)	Table Pos (deg)	Peak Avg. (P/A)	Pol. (H/V)	
802.11ac VHT40 CH 54 5270MHz		10540	47.49	-20.71	68.2	50.89	39.9	17.46	60.76	100	0	P	H	
		15810	46.5	-27.5	74	48.47	37.17	21.55	60.69	100	0	P	H	
													H	
													H	
			10540	47.29	-20.91	68.2	50.69	39.9	17.46	60.76	100	0	P	V
			15810	46.38	-27.62	74	48.35	37.17	21.55	60.69	100	0	P	V
														V
802.11ac VHT40 CH 62 5310MHz		10620	47.95	-26.05	74	51.46	39.86	17.46	60.83	100	0	P	H	
		15930	45.62	-28.38	74	47.7	36.84	21.52	60.44	100	0	P	H	
													H	
													H	
			10620	47.82	-26.18	74	51.33	39.86	17.46	60.83	100	0	P	V
			15930	45.27	-28.73	74	47.35	36.84	21.52	60.44	100	0	P	V
														V
Remark	1. No other spurious found.													
	2. All results are PASS against Peak and Average limit line.													



Band 2 5250~5350MHz
WIFI 802.11ac VHT80 (Band Edge @ 3m)

WIFI Ant. 1	Note	Frequency (MHz)	Level (dBμV/m)	Over Limit (dB)	Limit Line (dBμV/m)	Read Level (dBμV)	Antenna Factor (dB/m)	Path Loss (dB)	Preamp Factor (dB)	Ant Pos (cm)	Table Pos (deg)	Peak Avg. (P/A)	Pol. (H/V)
802.11ac VHT80 CH 58 5290MHz		5124.2	50.84	-23.16	74	41.94	31.8	9.93	32.83	100	60	P	H
		5104.1	40.45	-13.55	54	31.59	31.8	9.9	32.84	100	60	A	H
	*	5290	102.34	-	-	93.55	31.4	10.11	32.72	100	60	P	H
	*	5290	93.43	-	-	84.64	31.4	10.11	32.72	100	60	A	H
		5358.72	60.22	-13.78	74	51.39	31.35	10.16	32.68	100	60	P	H
		5350.08	50.44	-3.56	54	41.68	31.3	10.15	32.69	100	60	A	H
		5118.8	50.83	-23.17	74	41.94	31.8	9.92	32.83	100	109	P	V
		5097.8	40.45	-13.55	54	31.62	31.79	9.89	32.85	100	109	A	V
	*	5290	101.07	-	-	92.28	31.4	10.11	32.72	100	109	P	V
	*	5290	93.14	-	-	84.35	31.4	10.11	32.72	100	109	A	V
		5370.24	58.94	-15.06	74	50.02	31.42	10.17	32.67	100	109	P	V
		5350.08	49.57	-4.43	54	40.81	31.3	10.15	32.69	100	109	A	V
Remark	1. No other spurious found. 2. All results are PASS against Peak and Average limit line.												



**Band 2 5250~5350MHz
WIFI 802.11ac VHT80 (Harmonic @ 3m)**

WIFI Ant. 1	Note	Frequency (MHz)	Level (dBμV/m)	Over Limit (dB)	Limit Line (dBμV/m)	Read Level (dBμV)	Antenna Factor (dB/m)	Path Loss (dB)	Preamp Factor (dB)	Ant Pos (cm)	Table Pos (deg)	Peak Avg. (P/A)	Pol. (H/V)	
802.11ac VHT80 CH 58 5290MHz		10580	48.46	-19.74	68.2	51.9	39.9	17.46	60.8	100	0	P	H	
		15870	45.84	-28.16	74	47.88	36.99	21.54	60.57	100	0	P	H	
													H	
													H	
			10580	47.93	-20.27	68.2	51.37	39.9	17.46	60.8	100	0	P	V
			15870	46	-28	74	48.04	36.99	21.54	60.57	100	0	P	V
														V
													V	
Remark	1. No other spurious found. 2. All results are PASS against Peak and Average limit line.													



Band 3 - 5470~5725MHz
WIFI 802.11a (Band Edge @ 3m)

WIFI Ant. 1	Note	Frequency (MHz)	Level (dBμV/m)	Over Limit (dB)	Limit Line (dBμV/m)	Read Level (dBμV)	Antenna Factor (dB/m)	Path Loss (dB)	Preamp Factor (dB)	Ant Pos (cm)	Table Pos (deg)	Peak Avg. (P/A)	Pol. (H/V)	
802.11a CH 100 5500MHz		5459.92	61.79	-12.21	74	52.44	31.74	10.23	32.62	100	61	P	H	
		5466.96	65.35	-2.85	68.2	55.95	31.77	10.24	32.61	100	61	P	H	
		5460	52.41	-1.59	54	43.06	31.74	10.23	32.62	100	61	A	H	
	*	5500	110.91	-	-	101.36	31.88	10.26	32.59	100	61	P	H	
	*	5500	105.47	-	-	95.92	31.88	10.26	32.59	100	61	A	H	
														H
			5459.92	60.34	-13.66	74	50.99	31.74	10.23	32.62	100	116	P	V
			5469.2	64.58	-3.62	68.2	55.17	31.78	10.24	32.61	100	116	P	V
			5460	50.39	-3.61	54	41.04	31.74	10.23	32.62	100	116	A	V
	*		5500	109.22	-	-	99.65	31.9	10.26	32.59	100	116	P	V
	*		5500	103.75	-	-	94.18	31.9	10.26	32.59	100	116	A	V
														V
802.11a CH 116 5580MHz		5448.88	50.77	-23.23	74	41.46	31.7	10.23	32.62	100	68	P	H	
		5460.88	50.32	-17.88	68.2	40.96	31.74	10.24	32.62	100	68	P	H	
		5459.92	40.49	-13.51	54	31.14	31.74	10.23	32.62	100	68	A	H	
	*	5580	111.25	-	-	101.64	31.86	10.32	32.57	100	68	P	H	
	*	5580	103.76	-	-	94.15	31.86	10.32	32.57	100	68	A	H	
			5737.595	51.35	-16.85	68.2	41.2	32.18	10.49	32.52	100	68	P	H
			5414.56	50.27	-23.73	74	41.08	31.63	10.2	32.64	100	113	P	V
			5464	48.98	-19.22	68.2	39.59	31.76	10.24	32.61	100	113	P	V
			5458.72	40.26	-13.74	54	30.92	31.73	10.23	32.62	100	113	A	V
	*		5580	109.01	-	-	99.4	31.86	10.32	32.57	100	113	P	V
	*		5580	101	-	-	91.39	31.86	10.32	32.57	100	113	A	V
			5752.4	50.65	-17.55	68.2	40.46	32.2	10.51	32.52	100	113	P	V



802.11a CH 140 5700MHz	*	5700	113.01	-	-	102.99	32.1	10.45	32.53	120	72	P	H
	*	5700	104.86	-	-	94.84	32.1	10.45	32.53	120	72	A	H
		5745.48	60.87	-7.33	68.2	50.7	32.19	10.5	32.52	120	72	P	H
													H
													H
													H
	*	5700	110.56	-	-	100.54	32.1	10.45	32.53	100	145	P	V
	*	5700	102.38	-	-	92.36	32.1	10.45	32.53	100	145	A	V
		5725.24	55.83	-12.37	68.2	45.73	32.15	10.48	32.53	100	145	P	V
													V
													V
													V
Remark	1. No other spurious found. 2. All results are PASS against Peak and Average limit line.												



Band 3 - 5470~5725MHz
WIFI 802.11a (Harmonic @ 3m)

WIFI Ant. 1	Note	Frequency (MHz)	Level (dBμV/m)	Over Limit (dB)	Limit Line (dBμV/m)	Read Level (dBμV)	Antenna Factor (dB/m)	Path Loss (dB)	Preamp Factor (dB)	Ant Pos (cm)	Table Pos (deg)	Peak Avg. (P/A)	Pol. (H/V)
802.11a CH 100 5500MHz		11000	47.68	-26.32	74	51.36	40	17.48	61.16	100	0	P	H
		16500	48.25	-19.95	68.2	46.91	38.4	22.01	59.07	100	0	P	H
													H
													H
		11000	47.66	-26.34	74	51.34	40	17.48	61.16	100	0	P	V
		16500	48.58	-19.62	68.2	47.24	38.4	22.01	59.07	100	0	P	V
													V
													V
802.11a CH 116 5580MHz		11160	48.08	-25.92	74	52.24	39.48	17.66	61.3	100	0	P	H
		16740	47.76	-20.44	68.2	45.35	39.38	22.26	59.23	100	0	P	H
													H
													H
		11160	47.59	-26.41	74	51.75	39.48	17.66	61.3	100	0	P	V
		16740	47.94	-20.26	68.2	45.53	39.38	22.26	59.23	100	0	P	V
													V
													V
802.11a CH 140 5700MHz		11400	47.86	-26.14	74	51.74	39.7	17.93	61.51	100	0	P	H
		17100	45.78	-22.42	68.2	42.56	39.7	22.67	59.15	100	0	P	H
													H
													H
		11400	47.54	-26.46	74	51.42	39.7	17.93	61.51	100	0	P	V
		17100	46.9	-21.3	68.2	43.68	39.7	22.67	59.15	100	0	P	V
													V
													V
Remark	1. No other spurious found. 2. All results are PASS against Peak and Average limit line.												



Band 3 - 5470~5725MHz
WIFI 802.11ac VHT20 (Band Edge @ 3m)

WIFI Ant. 1	Note	Frequency (MHz)	Level (dBμV/m)	Over Limit (dB)	Limit Line (dBμV/m)	Read Level (dBμV)	Antenna Factor (dB/m)	Path Loss (dB)	Preamp Factor (dB)	Ant Pos (cm)	Table Pos (deg)	Peak Avg. (P/A)	Pol. (H/V)	
802.11ac VHT20 CH 100 5500MHz		5458.64	52.95	-21.05	74	43.61	31.73	10.23	32.62	100	66	P	H	
		5468.4	53.57	-14.63	68.2	44.17	31.77	10.24	32.61	100	66	P	H	
		5460	43.55	-10.45	54	34.2	31.74	10.23	32.62	100	66	A	H	
	*	5500	110.72	-	-	101.15	31.9	10.26	32.59	100	66	P	H	
	*	5500	102.5	-	-	92.93	31.9	10.26	32.59	100	66	A	H	
														H
			5457.04	51.24	-22.76	74	41.9	31.73	10.23	32.62	100	115	P	V
			5470	53.66	-14.54	68.2	44.25	31.78	10.24	32.61	100	115	P	V
			5460	42.26	-11.74	54	32.91	31.74	10.23	32.62	100	115	A	V
		*	5500	107.55	-	-	97.98	31.9	10.26	32.59	100	115	P	V
	*	5500	99.57	-	-	90	31.9	10.26	32.59	100	115	A	V	
													V	
802.11ac VHT20 CH 116 5580MHz		5442.64	49.97	-24.03	74	40.69	31.69	10.22	32.63	100	70	P	H	
		5463.76	49.85	-18.35	68.2	40.46	31.76	10.24	32.61	100	70	P	H	
		5458.48	40.4	-13.6	54	31.06	31.73	10.23	32.62	100	70	A	H	
	*	5580	111.31	-	-	101.7	31.86	10.32	32.57	100	70	P	H	
	*	5580	103.35	-	-	93.74	31.86	10.32	32.57	100	70	A	H	
			5759.33	50.31	-17.89	68.2	40.09	32.22	10.52	32.52	100	70	P	H
			5424.4	49.55	-24.45	74	40.33	31.65	10.21	32.64	103	114	P	V
			5470	48.86	-19.34	68.2	39.45	31.78	10.24	32.61	103	114	P	V
			5458.24	40.16	-13.84	54	30.82	31.73	10.23	32.62	103	114	A	V
		*	5580	108.76	-	-	99.15	31.86	10.32	32.57	103	114	P	V
	*	5580	100.68	-	-	91.07	31.86	10.32	32.57	103	114	A	V	
		5747.36	50.74	-17.46	68.2	40.57	32.19	10.5	32.52	103	114	P	V	



802.11ac VHT20 CH 140 5700MHz	*	5700	110.3	-	-	100.28	32.1	10.45	32.53	100	60	P	H
	*	5700	102.7	-	-	92.68	32.1	10.45	32.53	100	60	A	H
		5725	62.29	-5.91	68.2	52.19	32.15	10.48	32.53	100	60	P	H
													H
													H
													H
	*	5700	112.25	-	-	102.23	32.1	10.45	32.53	100	149	P	V
	*	5700	103.76	-	-	93.74	32.1	10.45	32.53	100	149	A	V
		5725	64.27	-3.93	68.2	54.17	32.15	10.48	32.53	100	149	P	V
													V
													V
													V
Remark	1. No other spurious found. 2. All results are PASS against Peak and Average limit line.												



Band 3 - 5470~5725MHz
WIFI 802.11ac VHT20 (Harmonic @ 3m)

WIFI Ant. 1	Note	Frequency (MHz)	Level (dBμV/m)	Over Limit (dB)	Limit Line (dBμV/m)	Read Level (dBμV)	Antenna Factor (dB/m)	Path Loss (dB)	Preamp Factor (dB)	Ant Pos (cm)	Table Pos (deg)	Peak Avg. (P/A)	Pol. (H/V)	
802.11ac VHT20 CH 100 5500MHz		11000	49.43	-24.57	74	53.11	40	17.48	61.16	100	0	P	H	
		16500	47.23	-20.97	68.2	45.89	38.4	22.01	59.07	100	0	P	H	
													H	
													H	
			11000	48.15	-25.85	74	51.83	40	17.48	61.16	100	0	P	V
			16500	46.46	-21.74	68.2	45.12	38.4	22.01	59.07	100	0	P	V
														V
802.11ac VHT20 CH 116 5580MHz		11160	47.19	-26.81	74	51.35	39.48	17.66	61.3	100	0	P	H	
		16740	47.54	-20.66	68.2	45.13	39.38	22.26	59.23	100	0	P	H	
													H	
													H	
			11160	46.58	-27.42	74	50.74	39.48	17.66	61.3	100	0	P	V
			16740	47.47	-20.73	68.2	45.06	39.38	22.26	59.23	100	0	P	V
														V
802.11ac VHT20 CH 140 5700MHz		11400	48.81	-25.19	74	52.69	39.7	17.93	61.51	100	0	P	H	
		17100	49.56	-18.64	68.2	46.34	39.7	22.67	59.15	100	0	P	H	
													H	
													H	
			11400	48.95	-25.05	74	52.83	39.7	17.93	61.51	100	0	P	V
			17100	49.43	-18.77	68.2	46.21	39.7	22.67	59.15	100	0	P	V
														V
Remark	1. No other spurious found.													
	2. All results are PASS against Peak and Average limit line.													



Band 3 - 5470~5725MHz
WIFI 802.11ac VHT40 (Band Edge @ 3m)

WIFI Ant. 1	Note	Frequency (MHz)	Level (dBμV/m)	Over Limit (dB)	Limit Line (dBμV/m)	Read Level (dBμV)	Antenna Factor (dB/m)	Path Loss (dB)	Preamp Factor (dB)	Ant Pos (cm)	Table Pos (deg)	Peak Avg. (P/A)	Pol. (H/V)
802.11ac VHT40 CH 102 5510MHz		5459.68	57.34	-16.66	74	47.99	31.74	10.23	32.62	100	61	P	H
		5469.76	64.14	-4.06	68.2	54.73	31.78	10.24	32.61	100	61	P	H
		5459.92	48.85	-5.15	54	39.5	31.74	10.23	32.62	100	61	A	H
	*	5510	107.65	-	-	98.09	31.88	10.27	32.59	100	61	P	H
	*	5510	99.15	-	-	89.59	31.88	10.27	32.59	100	61	A	H
		5732.555	55.51	-12.69	68.2	45.37	32.17	10.49	32.52	100	61	P	H
		5459.92	56.23	-17.77	74	46.88	31.74	10.23	32.62	100	110	P	V
		5468.32	62.55	-5.65	68.2	53.15	31.77	10.24	32.61	100	110	P	V
		5459.92	47.27	-6.73	54	37.92	31.74	10.23	32.62	100	110	A	V
	*	5510	105.98	-	-	96.42	31.88	10.27	32.59	100	110	P	V
	*	5510	97.52	-	-	87.96	31.88	10.27	32.59	100	110	A	V
	5732.555	54.49	-13.71	68.2	44.35	32.17	10.49	32.52	100	110	P	V	
802.11ac VHT40 CH 110 5550MHz		5444.8	51.69	-22.31	74	42.41	31.69	10.22	32.63	100	66	P	H
		5466.4	52.02	-16.18	68.2	42.62	31.77	10.24	32.61	100	66	P	H
		5457.28	43.04	-10.96	54	33.7	31.73	10.23	32.62	100	66	A	H
	*	5550	108.38	-	-	98.86	31.8	10.3	32.58	100	66	P	H
	*	5550	100.84	-	-	91.32	31.8	10.3	32.58	100	66	A	H
		5738.855	51.4	-16.8	68.2	41.25	32.18	10.49	32.52	100	66	P	H
		5459.68	50.59	-23.41	74	41.24	31.74	10.23	32.62	100	109	P	V
		5467.36	50.19	-18.01	68.2	40.79	31.77	10.24	32.61	100	109	P	V
		5458	42.15	-11.85	54	32.81	31.73	10.23	32.62	100	109	A	V
	*	5550	105.35	-	-	95.83	31.8	10.3	32.58	100	109	P	V
	*	5550	97.29	-	-	87.77	31.8	10.3	32.58	100	109	A	V
	5735.39	51	-17.2	68.2	40.86	32.17	10.49	32.52	100	109	P	V	



802.11ac VHT40 CH 134 5670MHz		5448	51.1	-22.9	74	41.79	31.7	10.23	32.62	109	65	P	H
		5464.1	49.33	-18.87	68.2	39.94	31.76	10.24	32.61	109	65	P	H
		5447.3	44.28	-9.72	54	34.98	31.69	10.23	32.62	109	65	A	H
	*	5670	109.42	-	-	99.62	31.92	10.42	32.54	109	65	P	H
	*	5670	101.12	-	-	91.32	31.92	10.42	32.54	109	65	A	H
		5726.15	61.69	-6.51	68.2	51.59	32.15	10.48	32.53	109	65	P	H
		5445.55	51.14	-22.86	74	41.85	31.69	10.22	32.62	100	149	P	V
		5469.7	49.2	-19	68.2	39.79	31.78	10.24	32.61	100	149	P	V
		5446.25	42.86	-11.14	54	33.57	31.69	10.22	32.62	100	149	A	V
	*	5674	106.55	-	-	96.73	31.94	10.42	32.54	100	149	P	V
		5725.275	63.34	-4.86	68.2	53.24	32.15	10.48	32.53	100	149	P	V
		5445.55	51.14	-22.86	74	41.85	31.69	10.22	32.62	100	149	P	V
Remark	1. No other spurious found. 2. All results are PASS against Peak and Average limit line.												



**Band 3 - 5470~5725MHz
WIFI 802.11ac VHT40 (Harmonic @ 3m)**

WIFI Ant. 1	Note	Frequency (MHz)	Level (dBμV/m)	Over Limit (dB)	Limit Line (dBμV/m)	Read Level (dBμV)	Antenna Factor (dB/m)	Path Loss (dB)	Preamp Factor (dB)	Ant Pos (cm)	Table Pos (deg)	Peak Avg. (P/A)	Pol. (H/V)
802.11ac VHT40 CH 102 5510MHz		11020	47.86	-26.14	74	51.62	39.92	17.5	61.18	100	0	P	H
		16530	46.91	-21.29	68.2	45.44	38.52	22.04	59.09	100	0	P	H
													H
													H
		11020	48.33	-25.67	74	52.09	39.92	17.5	61.18	100	0	P	V
		16530	46.96	-21.24	68.2	45.49	38.52	22.04	59.09	100	0	P	V
													V
802.11ac VHT40 CH 110 5550MHz		11100	47.93	-26.07	74	51.99	39.6	17.59	61.25	100	0	P	H
		16650	46.61	-21.59	68.2	44.67	38.95	22.16	59.17	100	0	P	H
													H
													H
		11100	48.11	-25.89	74	52.17	39.6	17.59	61.25	100	0	P	V
		16650	46.72	-21.48	68.2	44.78	38.95	22.16	59.17	100	0	P	V
													V
802.11ac VHT40 CH 134 5670MHz		11340	48.35	-25.65	74	52.43	39.52	17.86	61.46	100	0	P	H
		17010	45.82	-22.38	68.2	42.96	39.7	22.54	59.38	100	0	P	H
													H
													H
		11340	47.79	-26.21	74	51.87	39.52	17.86	61.46	100	0	P	V
		17010	46.6	-21.6	68.2	43.74	39.7	22.54	59.38	100	0	P	V
													V
Remark	1. No other spurious found.												
	2. All results are PASS against Peak and Average limit line.												



Band 3 5470~5725MHz
WIFI 802.11ac VHT80 (Band Edge @ 3m)

WIFI Ant. 1	Note	Frequency (MHz)	Level (dBμV/m)	Over Limit (dB)	Limit Line (dBμV/m)	Read Level (dBμV)	Antenna Factor (dB/m)	Path Loss (dB)	Preamp Factor (dB)	Ant Pos (cm)	Table Pos (deg)	Peak Avg. (P/A)	Pol. (H/V)
802.11ac VHT80 CH 106 5530MHz		5457.52	59.17	-14.83	74	49.83	31.73	10.23	32.62	100	63	P	H
		5465.92	61.62	-6.58	68.2	52.23	31.76	10.24	32.61	100	63	P	H
		5459.2	51.12	-2.88	54	41.77	31.74	10.23	32.62	100	63	A	H
	*	5530	104.17	-	-	94.62	31.84	10.29	32.58	100	63	P	H
	*	5530	96.32	-	-	86.77	31.84	10.29	32.58	100	63	A	H
		5744.84	52.28	-15.92	68.2	42.11	32.19	10.5	32.52	100	63	P	H
		5456.56	58.35	-15.65	74	49.01	31.73	10.23	32.62	100	113	P	V
		5464.48	58.51	-9.69	68.2	49.12	31.76	10.24	32.61	100	113	P	V
		5458.72	49.45	-4.55	54	40.11	31.73	10.23	32.62	100	113	A	V
	*	5530	102.22	-	-	92.67	31.84	10.29	32.58	100	113	P	V
	*	5530	93.54	-	-	83.99	31.84	10.29	32.58	100	113	A	V
		5727.2	50.92	-17.28	68.2	40.82	32.15	10.48	32.53	100	113	P	V
802.11ac VHT80 CH 122 5610MHz		5458.15	52.41	-21.59	74	43.07	31.73	10.23	32.62	100	67	P	H
		5470.05	55.18	-94.82	150	45.77	31.78	10.24	32.61	100	67	P	H
		5457.1	43.66	-10.34	54	34.32	31.73	10.23	32.62	100	67	A	H
	*	5610	105.51	-	-	95.84	31.88	10.35	32.56	100	67	P	H
	*	5610	97.94	-	-	88.27	31.88	10.35	32.56	100	67	A	H
		5732.625	57.52	-10.68	68.2	47.38	32.17	10.49	32.52	100	67	P	H
		5459.9	50.32	-23.68	74	40.97	31.74	10.23	32.62	100	145	P	V
		5466.2	51.16	-17.04	68.2	41.77	31.76	10.24	32.61	100	145	P	V
		5459.55	43.22	-10.78	54	33.87	31.74	10.23	32.62	100	145	A	V
	*	5610	105.67	-	-	96	31.88	10.35	32.56	100	145	P	V
	*	5610	97.73	-	-	88.06	31.88	10.35	32.56	100	145	A	V
	5725.625	58.24	-9.96	68.2	48.14	32.15	10.48	32.53	100	145	P	V	
Remark	1. No other spurious found. 2. All results are PASS against Peak and Average limit line.												



Band 3 5470~5725MHz
WIFI 802.11ac VHT80 (Harmonic @ 3m)

WIFI Ant. 1	Note	Frequency (MHz)	Level (dBμV/m)	Over Limit (dB)	Limit Line (dBμV/m)	Read Level (dBμV)	Antenna Factor (dB/m)	Path Loss (dB)	Preamp Factor (dB)	Ant Pos (cm)	Table Pos (deg)	Peak Avg. (P/A)	Pol. (H/V)	
802.11ac VHT80 CH 106 5530MHz		11060	47.99	-26.01	74	51.89	39.76	17.55	61.21	100	0	P	H	
		16590	46.23	-21.97	68.2	44.5	38.76	22.1	59.13	100	0	P	H	
													H	
													H	
			11060	48.5	-25.5	74	52.4	39.76	17.55	61.21	100	0	P	V
			16590	46.48	-21.72	68.2	44.75	38.76	22.1	59.13	100	0	P	V
														V
802.11ac VHT80 CH 122 5610MHz		11220	47.98	-26.02	74	52.2	39.4	17.73	61.35	100	0	P	H	
		16830	45.99	-22.21	68.2	43.11	39.83	22.34	59.29	100	0	P	H	
													H	
													H	
			11220	47.83	-26.17	74	52.05	39.4	17.73	61.35	100	0	P	V
			16830	47.14	-21.06	68.2	44.26	39.83	22.34	59.29	100	0	P	V
														V
Remark	1. No other spurious found.													
	2. All results are PASS against Peak and Average limit line.													



Band 3 - Straddle Channel
WIFI 802.11a (Band Edge @ 3m)

WIFI	Note	Frequency	Level	Over	Limit	Read	Antenna	Path	Preamp	Ant	Table	Peak	Pol.
Ant.				Limit	Line	Level	Factor	Loss	Factor	Pos	Pos	Avg.	
1		(MHz)	(dBμV/m)	(dB)	(dBμV/m)	(dBμV)	(dB/m)	(dB)	(dB)	(cm)	(deg)	(P/A)	(H/V)
802.11a CH 144 5720MHz		5433.85	50.14	-23.86	74	40.88	31.67	10.22	32.63	100	99	P	H
		5467.78	48.82	-19.38	68.2	39.42	31.77	10.24	32.61	100	99	P	H
		5458.42	39.96	-14.04	54	30.62	31.73	10.23	32.62	100	99	A	H
	*	5720	109.6	-	-	99.52	32.14	10.47	32.53	100	99	P	H
	*	5720	101.56	-	-	91.48	32.14	10.47	32.53	100	99	A	H
		5926	52.05	-16.15	68.2	41.18	32.6	10.74	32.47	100	99	P	H
		5456.86	49.95	-24.05	74	40.61	31.73	10.23	32.62	100	116	P	V
		5469.34	48.97	-19.23	68.2	39.56	31.78	10.24	32.61	100	116	P	V
		5458.81	39.98	-14.02	54	30.63	31.74	10.23	32.62	100	116	A	V
	*	5720	110.58	-	-	100.5	32.14	10.47	32.53	100	116	P	V
	*	5720	102.39	-	-	92.31	32.14	10.47	32.53	100	116	A	V
		5857	51.97	-16.23	68.2	41.41	32.41	10.64	32.49	100	116	P	V
Remark	1. No other spurious found. 2. All results are PASS against Peak and Average limit line.												



**Band 3 - Straddle Channel
WIFI 802.11a (Harmonic @ 3m)**

WIFI Ant. 1	Note	Frequency (MHz)	Level (dBμV/m)	Over Limit (dB)	Limit Line (dBμV/m)	Read Level (dBμV)	Antenna Factor (dB/m)	Path Loss (dB)	Preamp Factor (dB)	Ant Pos (cm)	Table Pos (deg)	Peak Avg. (P/A)	Pol. (H/V)	
802.11a CH 144 5720MHz		11440	47.78	-26.22	74	51.69	39.66	17.98	61.55	100	0	P	H	
		17160	48.62	-19.58	68.2	44.86	40	22.77	59.01	100	0	P	H	
													H	
													H	
			11440	49.06	-24.94	74	52.97	39.66	17.98	61.55	100	0	P	V
			17160	47.7	-20.5	68.2	43.94	40	22.77	59.01	100	0	P	V
														V
														V
Remark	1. No other spurious found. 2. All results are PASS against Peak and Average limit line.													



**Band 3 - Straddle Channel
WIFI 802.11ac VHT20 (Band Edge @ 3m)**

WIFI Ant. 1	Note	Frequency (MHz)	Level (dBμV/m)	Over Limit (dB)	Limit Line (dBμV/m)	Read Level (dBμV)	Antenna Factor (dB/m)	Path Loss (dB)	Preamp Factor (dB)	Ant Pos (cm)	Table Pos (deg)	Peak Avg. (P/A)	Pol. (H/V)
802.11ac VHT20 CH 144 5720MHz		5442.82	49.77	-24.23	74	40.49	31.69	10.22	32.63	100	99	P	H
		5461.93	48.56	-19.64	68.2	39.18	31.75	10.24	32.61	100	99	P	H
		5457.64	39.95	-14.05	54	30.61	31.73	10.23	32.62	100	99	A	H
	*	5720	108.95	-	-	98.87	32.14	10.47	32.53	100	99	P	H
	*	5720	101.11	-	-	91.03	32.14	10.47	32.53	100	99	A	H
		5864	52.48	-15.72	68.2	41.89	32.43	10.65	32.49	100	99	P	H
		5447.5	49.15	-24.85	74	39.84	31.7	10.23	32.62	100	116	P	V
		5466.22	51.13	-17.07	68.2	41.74	31.76	10.24	32.61	100	116	P	V
		5458.42	39.97	-14.03	54	30.63	31.73	10.23	32.62	100	116	A	V
	*	5720	110	-	-	99.92	32.14	10.47	32.53	100	116	P	V
	*	5720	101.74	-	-	91.66	32.14	10.47	32.53	100	116	A	V
		5871.5	52.18	-16.02	68.2	41.57	32.44	10.66	32.49	100	116	P	V
Remark	1. No other spurious found. 2. All results are PASS against Peak and Average limit line.												



Band 3 - Straddle Channel
WIFI 802.11ac VHT20 (Harmonic @ 3m)

WIFI Ant. 1	Note	Frequency (MHz)	Level (dBμV/m)	Over Limit (dB)	Limit Line (dBμV/m)	Read Level (dBμV)	Antenna Factor (dB/m)	Path Loss (dB)	Preamp Factor (dB)	Ant Pos (cm)	Table Pos (deg)	Peak Avg. (P/A)	Pol. (H/V)	
802.11ac VHT20 CH 144 5720MHz		11420	48.74	-25.26	74	52.64	39.68	17.95	61.53	100	0	P	H	
		17130	47.47	-20.73	68.2	43.98	39.85	22.72	59.08	100	0	P	H	
													H	
													H	
			11420	48.32	-25.68	74	52.22	39.68	17.95	61.53	100	0	P	V
			17130	47.52	-20.68	68.2	44.03	39.85	22.72	59.08	100	0	P	V
														V
													V	
Remark	1. No other spurious found. 2. All results are PASS against Peak and Average limit line.													



**Band 3 - Straddle Channel
WIFI 802.11ac VHT40 (Band Edge @ 3m)**

WIFI Ant. 1	Note	Frequency (MHz)	Level (dBμV/m)	Over Limit (dB)	Limit Line (dBμV/m)	Read Level (dBμV)	Antenna Factor (dB/m)	Path Loss (dB)	Preamp Factor (dB)	Ant Pos (cm)	Table Pos (deg)	Peak Avg. (P/A)	Pol. (H/V)
802.11ac VHT40 CH 142 5710MHz		5454.13	49.35	-24.65	74	40.02	31.72	10.23	32.62	100	99	P	H
		5467	48.19	-20.01	68.2	38.79	31.77	10.24	32.61	100	99	P	H
		5459.2	41.63	-12.37	54	32.28	31.74	10.23	32.62	100	99	A	H
	*	5710	107.11	-	-	97.06	32.12	10.46	32.53	100	99	P	H
	*	5710	99.13	-	-	89.08	32.12	10.46	32.53	100	99	A	H
		5932.6	55.13	-13.07	68.2	44.22	32.63	10.75	32.47	100	99	P	H
		5459.2	50.62	-23.38	74	41.27	31.74	10.23	32.62	100	115	P	V
		5464.27	49.77	-18.43	68.2	40.38	31.76	10.24	32.61	100	115	P	V
		5458.42	41.92	-12.08	54	32.58	31.73	10.23	32.62	100	115	A	V
	*	5710	107.56	-	-	97.51	32.12	10.46	32.53	100	115	P	V
*	5710	99.48	-	-	89.43	32.12	10.46	32.53	100	115	A	V	
		5932.3	55.11	-13.09	68.2	44.2	32.63	10.75	32.47	100	115	P	V
Remark	1. No other spurious found. 2. All results are PASS against Peak and Average limit line.												



**Band 3 - Straddle Channel
WIFI 802.11ac VHT40 (Harmonic @ 3m)**

WIFI Ant. 1	Note	Frequency (MHz)	Level (dBμV/m)	Over Limit (dB)	Limit Line (dBμV/m)	Read Level (dBμV)	Antenna Factor (dB/m)	Path Loss (dB)	Preamp Factor (dB)	Ant Pos (cm)	Table Pos (deg)	Peak Avg. (P/A)	Pol. (H/V)	
802.11ac VHT40 CH 142 5710MHz		11420	48.13	-25.87	74	52.03	39.68	17.95	61.53	100	0	P	H	
		17130	47.77	-20.43	68.2	44.28	39.85	22.72	59.08	100	0	P	H	
													H	
													H	
			11420	47.84	-26.16	74	51.74	39.68	17.95	61.53	100	0	P	V
			17130	47.91	-20.29	68.2	44.42	39.85	22.72	59.08	100	0	P	V
														V
													V	
Remark	1. No other spurious found. 2. All results are PASS against Peak and Average limit line.													



**Band 3 - Straddle Channel
WIFI 802.11ac VHT80 (Band Edge @ 3m)**

WIFI Ant. 1	Note	Frequency (MHz)	Level (dBμV/m)	Over Limit (dB)	Limit Line (dBμV/m)	Read Level (dBμV)	Antenna Factor (dB/m)	Path Loss (dB)	Preamp Factor (dB)	Ant Pos (cm)	Table Pos (deg)	Peak Avg. (P/A)	Pol. (H/V)
802.11ac VHT80 CH 138 5690MHz		5449.06	49.62	-24.38	74	40.31	31.7	10.23	32.62	114	99	P	H
		5467	49.43	-18.77	68.2	40.03	31.77	10.24	32.61	114	99	P	H
		5457.64	41.16	-12.84	54	31.82	31.73	10.23	32.62	114	99	A	H
	*	5690	103.7	-	-	93.76	32.04	10.44	32.54	114	99	P	H
	*	5690	95.75	-	-	85.81	32.04	10.44	32.54	114	99	A	H
		5887.9	52.03	-16.17	68.2	41.35	32.48	10.68	32.48	114	99	P	H
		5424.1	48.86	-25.14	74	39.64	31.65	10.21	32.64	100	116	P	V
		5466.22	48.05	-20.15	68.2	38.66	31.76	10.24	32.61	100	116	P	V
		5458.03	41.18	-12.82	54	31.84	31.73	10.23	32.62	100	116	A	V
	*	5690	103.93	-	-	93.99	32.04	10.44	32.54	100	116	P	V
	*	5690	96.01	-	-	86.07	32.04	10.44	32.54	100	116	A	V
		5885.8	51.38	-16.82	68.2	40.71	32.47	10.68	32.48	100	116	P	V
Remark	1. No other spurious found. 2. All results are PASS against Peak and Average limit line.												



**Band 3 - Straddle Channel
WIFI 802.11ac VHT80 (Harmonic @ 3m)**

WIFI Ant. 1	Note	Frequency (MHz)	Level (dBμV/m)	Over Limit (dB)	Limit Line (dBμV/m)	Read Level (dBμV)	Antenna Factor (dB/m)	Path Loss (dB)	Preamp Factor (dB)	Ant Pos (cm)	Table Pos (deg)	Peak Avg. (P/A)	Pol. (H/V)	
802.11ac VHT80 CH 138 5690MHz		11380	48.02	-25.98	74	51.96	39.64	17.91	61.49	100	0	P	H	
		17070	46.57	-21.63	68.2	43.47	39.7	22.63	59.23	100	0	P	H	
													H	
													H	
			11380	48.46	-25.54	74	52.4	39.64	17.91	61.49	100	0	P	V
			17070	47.25	-20.95	68.2	44.15	39.7	22.63	59.23	100	0	P	V
														V
													V	
Remark	1. No other spurious found. 2. All results are PASS against Peak and Average limit line.													



Emission below 1GHz

WIFI 802.11a (LF @ 3m)

WIFI	Note	Frequency	Level	Over	Limit	Read	Antenna	Path	Preamp	Ant	Table	Peak	Pol.	
Ant.				Limit	Line	Level	Factor	Loss	Factor	Pos	Pos	Avg.		
1		(MHz)	(dBμV/m)	(dB)	(dBμV/m)	(dBμV)	(dB/m)	(dB)	(dB)	(cm)	(deg)	(P/A)	(H/V)	
802.11a LF		87.23	25.91	-14.09	40	42.81	14.16	1.36	32.42	100	0	P	H	
		149.31	27.69	-15.81	43.5	41.55	16.83	1.79	32.48	-	-	P	H	
		198.78	28.43	-15.07	43.5	44.33	14.64	2.05	32.59	-	-	P	H	
		885.54	29.87	-16.13	46	28.42	28.97	4.27	31.79	-	-	P	H	
		924.34	30.4	-15.6	46	28.42	29.03	4.36	31.41	-	-	P	H	
		959.26	30.66	-15.34	46	26.51	30.64	4.46	30.95	-	-	P	H	
														H
														H
														H
														H
														H
														H
			38.73	28.7	-11.3	40	40.28	20	0.89	32.47	-	-	P	V
			42.61	29.77	-10.23	40	43.41	17.91	0.94	32.49	100	0	P	V
			87.23	28.25	-11.75	40	45.15	14.16	1.36	32.42	-	-	P	V
			871.96	29.87	-16.13	46	28.4	29.07	4.25	31.85	-	-	P	V
			945.68	29.9	-16.1	46	26.75	29.85	4.43	31.13	-	-	P	V
			955.38	30.48	-15.52	46	26.65	30.38	4.45	31	-	-	P	V
													V	
													V	
													V	
													V	
													V	
													V	
Remark	1. No other spurious found. 2. All results are PASS against limit line.													



Band 1 - 5150~5250MHz
WIFI 802.11a (Band Edge @ 3m)

WIFI	Note	Frequency	Level	Over	Limit	Read	Antenna	Path	Preamp	Ant	Table	Peak	Pol.	
Ant.				Limit	Line	Level	Factor	Loss	Factor	Pos	Pos	Avg.		
0+1		(MHz)	(dBμV/m)	(dB)	(dBμV/m)	(dBμV)	(dB/m)	(dB)	(dB)	(cm)	(deg)	(P/A)	(H/V)	
802.11a CH 36 5180MHz		5149.76	61.62	-12.38	74	52.66	31.8	9.97	32.81	100	121	P	H	
		5150	51.03	-2.97	54	42.07	31.8	9.97	32.81	100	121	A	H	
	*	5180	111.53	-	-	102.69	31.62	10.01	32.79	100	121	P	H	
	*	5180	104.11	-	-	95.27	31.62	10.01	32.79	100	121	A	H	
													H	
														H
			5149.76	58.73	-15.27	74	49.77	31.8	9.97	32.81	100	345	P	V
			5150	51.72	-2.28	54	42.76	31.8	9.97	32.81	100	345	A	V
	*		5180	113.73	-	-	104.89	31.62	10.01	32.79	100	345	P	V
	*		5180	105.97	-	-	97.13	31.62	10.01	32.79	100	345	A	V
														V
														V
802.11a CH 44 5220MHz		5150.02	51.68	-98.32	150	42.72	31.8	9.97	32.81	100	118	P	H	
		5150.02	42.09	-107.91	150	33.13	31.8	9.97	32.81	100	118	A	H	
	*	5220	111.97	-	-	103.22	31.46	10.06	32.77	100	118	P	H	
	*	5220	104.14	-	-	95.39	31.46	10.06	32.77	100	118	A	H	
			5456.88	49.91	-24.09	74	40.57	31.73	10.23	32.62	100	118	P	H
			5454.48	40.18	-13.82	54	30.85	31.72	10.23	32.62	100	118	A	H
			5118.56	50.72	-23.28	74	41.83	31.8	9.92	32.83	100	109	P	V
			5150.02	41.71	-108.29	150	32.75	31.8	9.97	32.81	100	109	A	V
	*		5220	111.44	-	-	102.69	31.46	10.06	32.77	100	109	P	V
	*		5220	103.86	-	-	95.11	31.46	10.06	32.77	100	109	A	V
			5410.08	50.19	-23.81	74	41.02	31.62	10.2	32.65	100	109	P	V
			5453.28	40.45	-13.55	54	31.13	31.71	10.23	32.62	100	109	A	V



802.11a CH 48 5240MHz		5096.98	51.46	-22.54	74	42.64	31.78	9.89	32.85	100	118	P	H
		5144.04	41.04	-12.96	54	32.1	31.8	9.96	32.82	100	118	A	H
	*	5240	112.99	-	-	104.26	31.42	10.07	32.76	100	118	P	H
	*	5240	104.69	-	-	95.96	31.42	10.07	32.76	100	118	A	H
		5442.24	49.38	-24.62	74	40.11	31.68	10.22	32.63	100	118	P	H
		5457.6	39.85	-14.15	54	30.51	31.73	10.23	32.62	100	118	A	H
		5133.38	51.12	-22.88	74	42.2	31.8	9.94	32.82	100	104	P	V
		5150.02	41.07	-108.93	150	32.11	31.8	9.97	32.81	100	104	A	V
	*	5240	113.49	-	-	104.76	31.42	10.07	32.76	100	104	P	V
	*	5240	105.69	-	-	96.96	31.42	10.07	32.76	100	104	A	V
		5406	50.01	-23.99	74	40.86	31.61	10.19	32.65	100	104	P	V
		5350.08	40.21	-13.79	54	31.45	31.3	10.15	32.69	100	104	A	V
Remark	1. No other spurious found. 2. All results are PASS against Peak and Average limit line.												



Band 1 5150~5250MHz
WIFI 802.11a (Harmonic @ 3m)

WIFI Ant. 0+1	Note	Frequency (MHz)	Level (dBμV/m)	Over Limit (dB)	Limit Line (dBμV/m)	Read Level (dBμV)	Antenna Factor (dB/m)	Path Loss (dB)	Preamp Factor (dB)	Ant Pos (cm)	Table Pos (deg)	Peak Avg. (P/A)	Pol. (H/V)
802.11a CH 36 5180MHz		10360	46.94	-21.26	68.2	50.09	39.8	17.44	60.39	100	0	P	H
		15540	47.17	-26.83	74	48.98	37.84	21.62	61.27	100	0	P	H
													H
													H
		10360	47.19	-21.01	68.2	50.34	39.8	17.44	60.39	100	0	P	V
		15540	47.76	-26.24	74	49.57	37.84	21.62	61.27	100	0	P	V
													V
													V
802.11a CH 44 5220MHz		10440	46.66	-21.54	68.2	49.84	39.96	17.44	60.58	100	0	P	H
		15660	46.33	-27.67	74	48.32	37.42	21.6	61.01	100	0	P	H
													H
													H
		10440	47.24	-20.96	68.2	50.42	39.96	17.44	60.58	100	0	P	V
		15660	46.49	-27.51	74	48.48	37.42	21.6	61.01	100	0	P	V
													V
													V
802.11a CH 48 5240MHz		10480	49.21	-18.99	68.2	52.53	39.92	17.44	60.68	100	0	P	H
		15720	46.31	-27.69	74	48.34	37.28	21.57	60.88	100	0	P	H
													H
													H
		10480	49.15	-19.05	68.2	52.47	39.92	17.44	60.68	100	0	P	V
		15720	47.1	-26.9	74	49.13	37.28	21.57	60.88	100	0	P	V
													V
													V
Remark	1. No other spurious found. 2. All results are PASS against Peak and Average limit line.												



Band 1 5150~5250MHz
WIFI 802.11ac VHT20 (Band Edge @ 3m)

WIFI Ant. 0+1	Note	Frequency (MHz)	Level (dBμV/m)	Over Limit (dB)	Limit Line (dBμV/m)	Read Level (dBμV)	Antenna Factor (dB/m)	Path Loss (dB)	Preamp Factor (dB)	Ant Pos (cm)	Table Pos (deg)	Peak Avg. (P/A)	Pol. (H/V)	
802.11ac VHT20 CH 36 5180MHz		5149.76	55.07	-18.93	74	46.11	31.8	9.97	32.81	250	118	P	H	
		5148.98	48.76	-5.24	54	39.8	31.8	9.97	32.81	250	118	A	H	
	*	5180	111.8	-	-	102.96	31.62	10.01	32.79	250	118	P	H	
	*	5180	104.13	-	-	95.29	31.62	10.01	32.79	250	118	A	H	
													H	
														H
			5148.98	54.46	-19.54	74	45.5	31.8	9.97	32.81	100	347	P	V
			5150	47.79	-6.21	54	38.83	31.8	9.97	32.81	100	347	A	V
		*	5180	112.1	-	-	103.26	31.62	10.01	32.79	100	347	P	V
		*	5180	103.87	-	-	95.03	31.62	10.01	32.79	100	347	A	V
													V	
													V	
802.11ac VHT20 CH 44 5220MHz		5134.68	51.03	-22.97	74	42.1	31.8	9.95	32.82	250	63	P	H	
		5150	41.43	-12.57	54	32.47	31.8	9.97	32.81	250	63	A	H	
		*	5220	112.2	-	-	103.45	31.46	10.06	32.77	250	63	P	H
		*	5220	103.54	-	-	94.79	31.46	10.06	32.77	250	63	A	H
			5383.2	49.5	-24.5	74	40.48	31.5	10.18	32.66	250	63	P	H
			5456.16	39.88	-14.12	54	30.55	31.72	10.23	32.62	250	63	A	H
			5144.3	52.22	-21.78	74	43.28	31.8	9.96	32.82	100	104	P	V
			5150	42.32	-11.68	54	33.36	31.8	9.97	32.81	100	104	A	V
		*	5220	113.88	-	-	105.13	31.46	10.06	32.77	100	104	P	V
		*	5220	105.55	-	-	96.8	31.46	10.06	32.77	100	104	A	V
		5418.24	51.08	-22.92	74	41.88	31.64	10.2	32.64	100	104	P	V	
		5451.6	40.51	-13.49	54	31.19	31.71	10.23	32.62	100	104	A	V	



802.11ac VHT20 CH 48 5240MHz		5116.48	50.41	-23.59	74	41.53	31.8	9.92	32.84	267	117	P	H
		5145.34	42.44	-11.56	54	33.5	31.8	9.96	32.82	267	117	A	H
	*	5240	114.55	-	-	105.82	31.42	10.07	32.76	267	117	P	H
	*	5240	106.42	-	-	97.69	31.42	10.07	32.76	267	117	A	H
		5454.07	49.28	-24.72	74	39.95	31.72	10.23	32.62	267	117	P	H
		5416	40.75	-13.25	54	31.56	31.63	10.2	32.64	267	117	A	H
		5098.28	50.18	-23.82	74	41.35	31.79	9.89	32.85	100	340	P	V
		5150	42.37	-11.63	54	33.41	31.8	9.97	32.81	100	340	A	V
	*	5240	114.33	-	-	105.6	31.42	10.07	32.76	100	340	P	V
	*	5240	105.74	-	-	97.01	31.42	10.07	32.76	100	340	A	V
		5356.6	48.71	-25.29	74	39.89	31.34	10.16	32.68	100	340	P	V
		5351.2	40.65	-13.35	54	31.88	31.31	10.15	32.69	100	340	A	V
Remark	1. No other spurious found. 2. All results are PASS against Peak and Average limit line.												



Band 1 5150~5250MHz
WIFI 802.11ac VHT20 (Harmonic @ 3m)

WIFI Ant. 0+1	Note	Frequency (MHz)	Level (dBμV/m)	Over Limit (dB)	Limit Line (dBμV/m)	Read Level (dBμV)	Antenna Factor (dB/m)	Path Loss (dB)	Preamp Factor (dB)	Ant Pos (cm)	Table Pos (deg)	Peak Avg. (P/A)	Pol. (H/V)	
802.11ac VHT20 CH 36 5180MHz		10360	48.69	-19.51	68.2	51.84	39.8	17.44	60.39	100	0	P	H	
		15540	46.76	-27.24	74	48.57	37.84	21.62	61.27	100	0	P	H	
													H	
													H	
			10360	47.53	-20.67	68.2	50.68	39.8	17.44	60.39	100	0	P	V
			15540	47.29	-26.71	74	49.1	37.84	21.62	61.27	100	0	P	V
														V
802.11ac VHT20 CH 44 5220MHz		10440	46.94	-21.26	68.2	50.12	39.96	17.44	60.58	100	0	P	H	
		15660	46.58	-27.42	74	48.57	37.42	21.6	61.01	100	0	P	H	
													H	
													H	
			10440	47.6	-20.6	68.2	50.78	39.96	17.44	60.58	100	0	P	V
			15660	46.24	-27.76	74	48.23	37.42	21.6	61.01	100	0	P	V
														V
802.11ac VHT20 CH 48 5240MHz		10480	47.35	-20.85	68.2	50.67	39.92	17.44	60.68	100	0	P	H	
		15720	47.1	-26.9	74	49.13	37.28	21.57	60.88	100	0	P	H	
													H	
													H	
			10480	48.07	-20.13	68.2	51.39	39.92	17.44	60.68	100	0	P	V
			15720	46.68	-27.32	74	48.71	37.28	21.57	60.88	100	0	P	V
														V
Remark	1. No other spurious found.													
	2. All results are PASS against Peak and Average limit line.													



**Band 1 5150~5250MHz
WIFI 802.11ac VHT40 (Band Edge @ 3m)**

WIFI Ant. 0+1	Note	Frequency (MHz)	Level (dBμV/m)	Over Limit (dB)	Limit Line (dBμV/m)	Read Level (dBμV)	Antenna Factor (dB/m)	Path Loss (dB)	Preamp Factor (dB)	Ant Pos (cm)	Table Pos (deg)	Peak Avg. (P/A)	Pol. (H/V)
802.11ac VHT40 CH 38 5190MHz		5145.08	61.22	-12.78	74	52.28	31.8	9.96	32.82	237	61	P	H
		5145.6	50.91	-3.09	54	41.97	31.8	9.96	32.82	237	61	A	H
	*	5190	108.46	-	-	99.66	31.56	10.03	32.79	237	61	P	H
	*	5190	101.03	-	-	92.23	31.56	10.03	32.79	237	61	A	H
		5413.8	51.36	-22.64	74	42.18	31.63	10.2	32.65	237	61	P	H
		5417.72	44.13	-9.87	54	34.93	31.64	10.2	32.64	237	61	A	H
		5147.68	59.43	-14.57	74	50.49	31.8	9.96	32.82	101	100	P	V
		5149.76	52.21	-1.79	54	43.25	31.8	9.97	32.81	101	100	A	V
	*	5190	108.68	-	-	99.88	31.56	10.03	32.79	101	100	P	V
	*	5190	101.2	-	-	92.4	31.56	10.03	32.79	101	100	A	V
		5415.76	53.23	-20.77	74	44.04	31.63	10.2	32.64	101	100	P	V
		5414.64	45.53	-8.47	54	36.34	31.63	10.2	32.64	101	100	A	V
802.11ac VHT40 CH 46 5230MHz		5148.98	54.83	-19.17	74	45.87	31.8	9.97	32.81	100	125	P	H
		5149.76	46.3	-7.7	54	37.34	31.8	9.97	32.81	100	125	A	H
	*	5230	111.12	-	-	102.38	31.44	10.06	32.76	100	125	P	H
	*	5230	102.85	-	-	94.11	31.44	10.06	32.76	100	125	A	H
		5452.72	54.79	-19.21	74	45.47	31.71	10.23	32.62	100	125	P	H
		5452.44	49.17	-4.83	54	39.85	31.71	10.23	32.62	100	125	A	H
		5147.94	53.07	-20.93	74	44.13	31.8	9.96	32.82	100	102	P	V
		5146.9	45.23	-8.77	54	36.29	31.8	9.96	32.82	100	102	A	V
	*	5230	111.45	-	-	102.71	31.44	10.06	32.76	100	102	P	V
	*	5230	103.02	-	-	94.28	31.44	10.06	32.76	100	102	A	V
	5454.4	53.25	-20.75	74	43.92	31.72	10.23	32.62	100	102	P	V	
	5453.56	47.37	-6.63	54	38.05	31.71	10.23	32.62	100	102	A	V	
Remark	1. No other spurious found. 2. All results are PASS against Peak and Average limit line.												



Band 1 5150~5250MHz
WIFI 802.11ac VHT40 (Harmonic @ 3m)

WIFI Ant. 0+1	Note	Frequency (MHz)	Level (dBμV/m)	Over Limit (dB)	Limit Line (dBμV/m)	Read Level (dBμV)	Antenna Factor (dB/m)	Path Loss (dB)	Preamp Factor (dB)	Ant Pos (cm)	Table Pos (deg)	Peak Avg. (P/A)	Pol. (H/V)	
802.11ac VHT40 CH 38 5190MHz		10380	46.99	-21.21	68.2	50.08	39.9	17.44	60.43	100	0	P	H	
		15570	46.88	-27.12	74	48.74	37.72	21.62	61.2	100	0	P	H	
													H	
													H	
			10380	47.58	-20.62	68.2	50.67	39.9	17.44	60.43	100	0	P	V
			15570	46.85	-27.15	74	48.71	37.72	21.62	61.2	100	0	P	V
														V
802.11ac VHT40 CH 46 5230MHz		10460	48.85	-19.35	68.2	52.1	39.94	17.44	60.63	100	0	P	H	
		15690	46.25	-27.75	74	48.28	37.33	21.59	60.95	100	0	P	H	
													H	
													H	
			10460	48.22	-19.98	68.2	51.47	39.94	17.44	60.63	100	0	P	V
			15690	46.23	-27.77	74	48.26	37.33	21.59	60.95	100	0	P	V
														V
Remark	1. No other spurious found.													
	2. All results are PASS against Peak and Average limit line.													



**Band 1 5150~5250MHz
WIFI 802.11ac VHT80 (Band Edge @ 3m)**

WIFI Ant. 0+1	Note	Frequency (MHz)	Level (dBμV/m)	Over Limit (dB)	Limit Line (dBμV/m)	Read Level (dBμV)	Antenna Factor (dB/m)	Path Loss (dB)	Preamp Factor (dB)	Ant Pos (cm)	Table Pos (deg)	Peak Avg. (P/A)	Pol. (H/V)
802.11ac VHT80 CH 42 5210MHz		5139.74	59.42	-14.58	74	50.49	31.8	9.95	32.82	100	120	P	H
		5139.06	50.87	-3.13	54	41.94	31.8	9.95	32.82	100	120	A	H
	*	5210	105.78	-	-	97.03	31.48	10.05	32.78	100	120	P	H
	*	5210	98.04	-	-	89.29	31.48	10.05	32.78	100	120	A	H
		5417.62	49.38	-24.62	74	40.18	31.64	10.2	32.64	100	120	P	H
		5357.04	41.5	-12.5	54	32.68	31.34	10.16	32.68	100	120	A	H
		5135.66	58.64	-15.36	74	49.71	31.8	9.95	32.82	103	101	P	V
		5149.94	51.01	-2.99	54	42.05	31.8	9.97	32.81	103	101	A	V
	*	5210	105.79	-	-	97.04	31.48	10.05	32.78	103	101	P	V
	*	5210	98.6	-	-	89.85	31.48	10.05	32.78	103	101	A	V
		5357.04	50.34	-23.66	74	41.52	31.34	10.16	32.68	103	101	P	V
		5352.62	42.23	-11.77	54	33.44	31.32	10.15	32.68	103	101	A	V
Remark	1. No other spurious found. 2. All results are PASS against Peak and Average limit line.												



**Band 1 5150~5250MHz
WIFI 802.11ac VHT80 (Harmonic @ 3m)**

WIFI Ant. 0+1	Note	Frequency (MHz)	Level (dBμV/m)	Over Limit (dB)	Limit Line (dBμV/m)	Read Level (dBμV)	Antenna Factor (dB/m)	Path Loss (dB)	Preamp Factor (dB)	Ant Pos (cm)	Table Pos (deg)	Peak Avg. (P/A)	Pol. (H/V)	
802.11ac VHT80 CH 42 5210MHz		10420	47.83	-20.37	68.2	50.94	39.98	17.44	60.53	100	0	P	H	
		15630	46.67	-27.33	74	48.63	37.51	21.6	61.07	100	0	P	H	
													H	
													H	
			10420	47.77	-20.43	68.2	50.88	39.98	17.44	60.53	100	0	P	V
			15630	48	-26	74	49.96	37.51	21.6	61.07	100	0	P	V
														V
													V	
Remark	1. No other spurious found. 2. All results are PASS against Peak and Average limit line.													



Band 2 - 5250~5350MHz
WiFi 802.11a (Band Edge @ 3m)

WiFi Ant. 0+1	Note	Frequency (MHz)	Level (dBµV/m)	Over Limit (dB)	Limit Line (dBµV/m)	Read Level (dBµV)	Antenna Factor (dB/m)	Path Loss (dB)	Preamp Factor (dB)	Ant Pos (cm)	Table Pos (deg)	Peak Avg. (P/A)	Pol. (H/V)
802.11a CH 52 5260MHz		5149.94	48.17	-25.83	74	39.21	31.8	9.97	32.81	100	66	P	H
		5148.92	38.12	-15.88	54	29.16	31.8	9.97	32.81	100	66	A	H
	*	5260	111.63	-	-	102.88	31.4	10.09	32.74	100	66	P	H
	*	5260	103.36	-	-	94.61	31.4	10.09	32.74	100	66	A	H
		5353.2	48.94	-25.06	74	40.15	31.32	10.15	32.68	100	66	P	H
		5350.32	39.19	-14.81	54	30.43	31.3	10.15	32.69	100	66	A	H
		5147.9	48.04	-25.96	74	39.1	31.8	9.96	32.82	100	102	P	V
		5149.94	38.17	-15.83	54	29.21	31.8	9.97	32.81	100	102	A	V
	*	5260	112.78	-	-	104.03	31.4	10.09	32.74	100	102	P	V
	*	5260	104.88	-	-	96.13	31.4	10.09	32.74	100	102	A	V
		5362.56	49.78	-24.22	74	40.92	31.38	10.16	32.68	100	102	P	V
		5350.32	39.7	-14.3	54	30.94	31.3	10.15	32.69	100	102	A	V
802.11a CH 60 5300MHz		5140.76	48.12	-25.88	74	39.19	31.8	9.95	32.82	100	66	P	H
		5145.86	38.02	-15.98	54	29.08	31.8	9.96	32.82	100	66	A	H
	*	5300	111.52	-	-	102.73	31.4	10.11	32.72	100	66	P	H
	*	5300	102.89	-	-	94.1	31.4	10.11	32.72	100	66	A	H
		5356.08	52.63	-21.37	74	43.81	31.34	10.16	32.68	100	66	P	H
		5350.32	41.26	-12.74	54	32.5	31.3	10.15	32.69	100	66	A	H
		5095.54	47.53	-26.47	74	38.72	31.77	9.89	32.85	100	102	P	V
		5146.88	37.97	-16.03	54	29.03	31.8	9.96	32.82	100	102	A	V
	*	5300	112.98	-	-	104.19	31.4	10.11	32.72	100	102	P	V
	*	5300	104.68	-	-	95.89	31.4	10.11	32.72	100	102	A	V
		5350.32	53.09	-20.91	74	44.33	31.3	10.15	32.69	100	102	P	V
		5350.32	42.72	-11.28	54	33.96	31.3	10.15	32.69	100	102	A	V



802.11a CH 64 5320MHz	*	5320	112.37	-	-	103.59	31.36	10.13	32.71	250	123	P	H
	*	5320	104.74	-	-	95.96	31.36	10.13	32.71	250	123	A	H
		5352.16	59.67	-14.33	74	50.89	31.31	10.15	32.68	250	123	P	H
		5351.36	50.78	-3.22	54	42.01	31.31	10.15	32.69	250	123	A	H
													H
													H
	*	5320	113.1	-	-	104.32	31.36	10.13	32.71	100	101	P	V
	*	5320	105.79	-	-	97.01	31.36	10.13	32.71	100	101	A	V
		5350.08	59.57	-14.43	74	50.81	31.3	10.15	32.69	100	101	P	V
		5350.72	50.63	-3.37	54	41.87	31.3	10.15	32.69	100	101	A	V
													V
													V
Remark	1. No other spurious found. 2. All results are PASS against Peak and Average limit line.												



Band 2 5250~5350MHz
WIFI 802.11a (Harmonic @ 3m)

WIFI Ant. 0+1	Note	Frequency (MHz)	Level (dBμV/m)	Over Limit (dB)	Limit Line (dBμV/m)	Read Level (dBμV)	Antenna Factor (dB/m)	Path Loss (dB)	Preamp Factor (dB)	Ant Pos (cm)	Table Pos (deg)	Peak Avg. (P/A)	Pol. (H/V)	
802.11a CH 52 5260MHz		10520	49.5	-18.7	68.2	52.89	39.9	17.46	60.75	100	0	P	H	
		15780	46.05	-27.95	74	48.03	37.22	21.56	60.76	100	0	P	H	
													H	
													H	
			10520	48.92	-19.28	68.2	52.31	39.9	17.46	60.75	100	0	P	V
			15778	46.36	-27.64	74	48.34	37.22	21.56	60.76	100	0	P	V
														V
802.11a CH 60 5300MHz		10600	46.97	-27.03	74	50.43	39.9	17.46	60.82	100	0	P	H	
		15900	45.35	-28.65	74	47.42	36.9	21.53	60.5	100	0	P	H	
													H	
													H	
			10600	45.93	-28.07	74	49.39	39.9	17.46	60.82	100	0	P	V
			15900	46.07	-27.93	74	48.14	36.9	21.53	60.5	100	0	P	V
														V
802.11a CH 64 5320MHz		10640	46.38	-27.62	74	49.95	39.82	17.46	60.85	100	0	P	H	
		15960	47.11	-26.89	74	49.19	36.78	21.51	60.37	100	0	P	H	
													H	
													H	
			10640	47.41	-26.59	74	50.98	39.82	17.46	60.85	100	0	P	V
			15960	46.28	-27.72	74	48.36	36.78	21.51	60.37	100	0	P	V
														V
Remark	1. No other spurious found.													
	2. All results are PASS against Peak and Average limit line.													



Band 2 5250~5350MHz
WIFI 802.11ac VHT20 (Band Edge @ 3m)

WIFI Ant. 0+1	Note	Frequency (MHz)	Level (dBμV/m)	Over Limit (dB)	Limit Line (dBμV/m)	Read Level (dBμV)	Antenna Factor (dB/m)	Path Loss (dB)	Preamp Factor (dB)	Ant Pos (cm)	Table Pos (deg)	Peak Avg. (P/A)	Pol. (H/V)
802.11ac VHT20 CH 52 5260MHz		5138.38	51.23	-22.77	74	42.3	31.8	9.95	32.82	209	70	P	H
		5144.84	40.74	-13.26	54	31.8	31.8	9.96	32.82	209	70	A	H
	*	5260	112.08	-	-	103.33	31.4	10.09	32.74	209	70	P	H
	*	5260	103.33	-	-	94.58	31.4	10.09	32.74	209	70	A	H
		5426.4	49.9	-24.1	74	40.68	31.65	10.21	32.64	209	70	P	H
		5350.08	40.99	-13.01	54	32.23	31.3	10.15	32.69	209	70	A	H
		5038.42	51	-23	74	42.63	31.45	9.81	32.89	100	101	P	V
		5144.84	40.87	-13.13	54	31.93	31.8	9.96	32.82	100	101	A	V
	*	5260	113.96	-	-	105.21	31.4	10.09	32.74	100	101	P	V
	*	5260	105.26	-	-	96.51	31.4	10.09	32.74	100	101	A	V
		5449.44	50.11	-23.89	74	40.8	31.7	10.23	32.62	100	101	P	V
		5350.56	41.14	-12.86	54	32.38	31.3	10.15	32.69	100	101	A	V
802.11ac VHT20 CH 60 5300MHz		5049.64	50.54	-23.46	74	42.1	31.5	9.82	32.88	100	102	P	V
		5068.34	40.81	-13.19	54	32.22	31.61	9.85	32.87	100	102	A	V
	*	5300	113.41	-	-	104.62	31.4	10.11	32.72	100	102	P	V
	*	5300	104.54	-	-	95.75	31.4	10.11	32.72	100	102	A	V
		5364.72	52.78	-21.22	74	43.91	31.39	10.16	32.68	100	102	P	V
		5350.56	43.77	-10.23	54	35.01	31.3	10.15	32.69	100	102	A	V
		5136	50.55	-23.45	74	41.62	31.8	9.95	32.82	100	67	P	H
		5068.34	40.92	-13.08	54	32.33	31.61	9.85	32.87	100	67	A	H
	*	5300	111.67	-	-	102.88	31.4	10.11	32.72	100	67	P	H
	*	5300	103.02	-	-	94.23	31.4	10.11	32.72	100	67	A	H
	5351.76	51.18	-22.82	74	42.4	31.31	10.15	32.68	100	67	P	H	
	5351.04	42.98	-11.02	54	34.21	31.31	10.15	32.69	100	67	A	H	



802.11ac VHT20 CH 64 5320MHz	*	5320	111.66	-	-	102.88	31.36	10.13	32.71	255	122	P	H
	*	5320	104.01	-	-	95.23	31.36	10.13	32.71	255	122	A	H
		5350.08	59.09	-14.91	74	50.33	31.3	10.15	32.69	255	122	P	H
		5350.08	52	-2	54	43.24	31.3	10.15	32.69	255	122	A	H
													H
													H
	*	5320	112.59	-	-	103.81	31.36	10.13	32.71	100	347	P	V
	*	5320	104.04	-	-	95.26	31.36	10.13	32.71	100	347	A	V
		5350.24	58.87	-15.13	74	50.11	31.3	10.15	32.69	100	347	P	V
		5350	51.29	-2.71	54	42.53	31.3	10.15	32.69	100	347	A	V
													V
													V
Remark	1. No other spurious found. 2. All results are PASS against Peak and Average limit line.												



Band 2 5250~5350MHz
WIFI 802.11ac VHT20 (Harmonic @ 3m)

WIFI Ant. 0+1	Note	Frequency (MHz)	Level (dBμV/m)	Over Limit (dB)	Limit Line (dBμV/m)	Read Level (dBμV)	Antenna Factor (dB/m)	Path Loss (dB)	Preamp Factor (dB)	Ant Pos (cm)	Table Pos (deg)	Peak Avg. (P/A)	Pol. (H/V)	
802.11ac VHT20 CH 52 5260MHz		10520	46.28	-21.92	68.2	49.67	39.9	17.46	60.75	100	0	P	H	
		15780	46.12	-27.88	74	48.1	37.22	21.56	60.76	100	0	P	H	
													H	
													H	
			10520	46.38	-21.82	68.2	49.77	39.9	17.46	60.75	100	0	P	V
			15780	46.27	-27.73	74	48.25	37.22	21.56	60.76	100	0	P	V
														V
802.11ac VHT20 CH 60 5300MHz		10600	46.36	-27.64	74	49.82	39.9	17.46	60.82	100	0	P	H	
		15900	45.63	-28.37	74	47.7	36.9	21.53	60.5	100	0	P	H	
													H	
													H	
			10600	47.33	-26.67	74	50.79	39.9	17.46	60.82	100	0	P	V
			15900	45.51	-28.49	74	47.58	36.9	21.53	60.5	100	0	P	V
														V
802.11ac VHT20 CH 64 5320MHz		10640	45.92	-28.08	74	49.49	39.82	17.46	60.85	100	0	P	H	
		15960	46.35	-27.65	74	48.43	36.78	21.51	60.37	100	0	P	H	
													H	
													H	
			10640	46.27	-27.73	74	49.84	39.82	17.46	60.85	100	0	P	V
			15960	45.57	-28.43	74	47.65	36.78	21.51	60.37	100	0	P	V
														V
Remark	1. No other spurious found.													
	2. All results are PASS against Peak and Average limit line.													



Band 2 5250~5350MHz
WIFI 802.11ac VHT40 (Band Edge @ 3m)

WIFI Ant. 0+1	Note	Frequency (MHz)	Level (dBμV/m)	Over Limit (dB)	Limit Line (dBμV/m)	Read Level (dBμV)	Antenna Factor (dB/m)	Path Loss (dB)	Preamp Factor (dB)	Ant Pos (cm)	Table Pos (deg)	Peak Avg. (P/A)	Pol. (H/V)
802.11ac VHT40 CH 54 5270MHz		5046.92	50.75	-23.25	74	42.32	31.49	9.82	32.88	100	241	P	H
		5047.26	43.76	-10.24	54	35.33	31.49	9.82	32.88	100	241	A	H
	*	5270	110.03	-	-	101.28	31.4	10.09	32.74	100	241	P	H
	*	5270	102.93	-	-	94.18	31.4	10.09	32.74	100	241	A	H
		5350.08	51.57	-22.43	74	42.81	31.3	10.15	32.69	100	241	P	H
		5350.32	45.38	-8.62	54	36.62	31.3	10.15	32.69	100	241	A	H
		5146.2	50.28	-23.72	74	41.34	31.8	9.96	32.82	100	115	P	V
		5046.58	43.03	-10.97	54	34.6	31.49	9.82	32.88	100	115	A	V
	*	5270	106.98	-	-	98.23	31.4	10.09	32.74	100	115	P	V
	*	5270	99.69	-	-	90.94	31.4	10.09	32.74	100	115	A	V
		5353.2	50.61	-23.39	74	41.82	31.32	10.15	32.68	100	115	P	V
		5352	43.32	-10.68	54	34.54	31.31	10.15	32.68	100	115	A	V
802.11ac VHT40 CH 62 5310MHz		5087.04	51.42	-22.58	74	42.67	31.72	9.88	32.85	227	61	P	H
		5087.04	43.87	-10.13	54	35.12	31.72	9.88	32.85	227	61	A	H
	*	5310	105.51	-	-	96.72	31.38	10.12	32.71	227	61	P	H
	*	5310	97.97	-	-	89.18	31.38	10.12	32.71	227	61	A	H
		5350.08	58.78	-15.22	74	50.02	31.3	10.15	32.69	227	61	P	H
		5350.08	50.52	-3.48	54	41.76	31.3	10.15	32.69	227	61	A	H
		5041.48	50.35	-23.65	74	41.95	31.47	9.81	32.88	103	100	P	V
		5087.04	44.09	-9.91	54	35.34	31.72	9.88	32.85	103	100	A	V
	*	5310	107.38	-	-	98.59	31.38	10.12	32.71	103	100	P	V
	*	5310	99.88	-	-	91.09	31.38	10.12	32.71	103	100	A	V
	5350.56	58.72	-15.28	74	49.96	31.3	10.15	32.69	103	100	P	V	
	5350.08	51.67	-2.33	54	42.91	31.3	10.15	32.69	103	100	A	V	
Remark	1. No other spurious found. 2. All results are PASS against Peak and Average limit line.												



**Band 2 5250~5350MHz
WIFI 802.11ac VHT40 (Harmonic @ 3m)**

WIFI Ant. 0+1	Note	Frequency (MHz)	Level (dBμV/m)	Over Limit (dB)	Limit Line (dBμV/m)	Read Level (dBμV)	Antenna Factor (dB/m)	Path Loss (dB)	Preamp Factor (dB)	Ant Pos (cm)	Table Pos (deg)	Peak Avg. (P/A)	Pol. (H/V)	
802.11ac VHT40 CH 54 5270MHz		10540	46.7	-21.5	68.2	50.1	39.9	17.46	60.76	100	0	P	H	
		15810	45.95	-28.05	74	47.92	37.17	21.55	60.69	100	0	P	H	
													H	
													H	
			10540	46.32	-21.88	68.2	49.72	39.9	17.46	60.76	100	0	P	V
			15810	45.61	-28.39	74	47.58	37.17	21.55	60.69	100	0	P	V
														V
802.11ac VHT40 CH 62 5310MHz		10620	46.19	-27.81	74	49.7	39.86	17.46	60.83	100	0	P	H	
		15930	45.58	-28.42	74	47.66	36.84	21.52	60.44	100	0	P	H	
													H	
													H	
			10620	47.09	-26.91	74	50.6	39.86	17.46	60.83	100	0	P	V
			15930	45.91	-28.09	74	47.99	36.84	21.52	60.44	100	0	P	V
														V
Remark	1. No other spurious found.													
	2. All results are PASS against Peak and Average limit line.													



Band 2 5250~5350MHz
WIFI 802.11ac VHT80 (Band Edge @ 3m)

WIFI Ant. 0+1	Note	Frequency (MHz)	Level (dBμV/m)	Over Limit (dB)	Limit Line (dBμV/m)	Read Level (dBμV)	Antenna Factor (dB/m)	Path Loss (dB)	Preamp Factor (dB)	Ant Pos (cm)	Table Pos (deg)	Peak Avg. (P/A)	Pol. (H/V)
802.11ac VHT80 CH 58 5290MHz		5016.2	50.11	-23.89	74	41.88	31.36	9.77	32.9	100	125	P	H
		5091.2	41.96	-12.04	54	33.18	31.75	9.88	32.85	100	125	A	H
	*	5290	101.43	-	-	92.64	31.4	10.11	32.72	100	125	P	H
	*	5290	94.55	-	-	85.76	31.4	10.11	32.72	100	125	A	H
		5362.8	56.01	-17.99	74	47.15	31.38	10.16	32.68	100	125	P	H
		5351.52	49.21	-4.79	54	40.44	31.31	10.15	32.69	100	125	A	H
		5123.9	50.22	-23.78	74	41.32	31.8	9.93	32.83	100	100	P	V
		5094.5	42.03	-11.97	54	33.22	31.77	9.89	32.85	100	100	A	V
	*	5290	103.32	-	-	94.53	31.4	10.11	32.72	100	100	P	V
	*	5290	95.72	-	-	86.93	31.4	10.11	32.72	100	100	A	V
		5354.88	60.04	-13.96	74	51.23	31.33	10.16	32.68	100	100	P	V
		5354.88	50.78	-3.22	54	41.97	31.33	10.16	32.68	100	100	A	V
Remark	1. No other spurious found. 2. All results are PASS against Peak and Average limit line.												



**Band 2 5250~5350MHz
WIFI 802.11ac VHT80 (Harmonic @ 3m)**

WIFI Ant. 0+1	Note	Frequency (MHz)	Level (dBμV/m)	Over Limit (dB)	Limit Line (dBμV/m)	Read Level (dBμV)	Antenna Factor (dB/m)	Path Loss (dB)	Preamp Factor (dB)	Ant Pos (cm)	Table Pos (deg)	Peak Avg. (P/A)	Pol. (H/V)	
802.11ac VHT80 CH 58 5290MHz		10580	46.62	-21.58	68.2	50.06	39.9	17.46	60.8	100	0	P	H	
		15870	46.18	-27.82	74	48.22	36.99	21.54	60.57	100	0	P	H	
													H	
													H	
			10580	47.02	-21.18	68.2	50.46	39.9	17.46	60.8	100	0	P	V
			15870	46.58	-27.42	74	48.62	36.99	21.54	60.57	100	0	P	V
														V
													V	
Remark	1. No other spurious found. 2. All results are PASS against Peak and Average limit line.													



Band 3 - 5470~5725MHz
WIFI 802.11a (Band Edge @ 3m)

WIFI Ant. 0+1	Note	Frequency (MHz)	Level (dBμV/m)	Over Limit (dB)	Limit Line (dBμV/m)	Read Level (dBμV)	Antenna Factor (dB/m)	Path Loss (dB)	Preamp Factor (dB)	Ant Pos (cm)	Table Pos (deg)	Peak Avg. (P/A)	Pol. (H/V)	
802.11a CH 100 5500MHz		5457.52	60.44	-13.56	74	51.1	31.73	10.23	32.62	227	75	P	H	
		5469.52	62.37	-5.83	68.2	52.96	31.78	10.24	32.61	227	75	P	H	
		5460	44.08	-9.92	54	34.73	31.74	10.23	32.62	227	75	A	H	
	*	5500	113.6	-	-	104.03	31.9	10.26	32.59	227	75	P	H	
	*	5500	106.14	-	-	96.57	31.9	10.26	32.59	227	75	A	H	
														H
			5459.92	62.48	-11.52	74	53.13	31.74	10.23	32.62	104	92	P	V
			5469.04	64.05	-4.15	68.2	54.64	31.78	10.24	32.61	104	92	P	V
			5460	43.86	-10.14	54	34.51	31.74	10.23	32.62	104	92	A	V
	*		5500	113.29	-	-	103.72	31.9	10.26	32.59	104	92	P	V
	*		5500	106.18	-	-	96.61	31.9	10.26	32.59	104	92	A	V
														V
802.11a CH 116 5580MHz		5387.68	49.29	-24.71	74	40.24	31.53	10.18	32.66	100	64	P	H	
		5468.56	49.68	-18.52	68.2	40.28	31.77	10.24	32.61	100	64	P	H	
		5459.92	40.6	-13.4	54	31.25	31.74	10.23	32.62	100	64	A	H	
	*	5580	115.17	-	-	105.56	31.86	10.32	32.57	100	64	P	H	
	*	5580	107.24	-	-	97.63	31.86	10.32	32.57	100	64	A	H	
			5736.02	51.2	-17	68.2	41.06	32.17	10.49	32.52	100	64	P	H
			5443.12	49.8	-24.2	74	40.52	31.69	10.22	32.63	270	73	P	V
			5459.92	49.07	-24.93	74	39.72	31.74	10.23	32.62	270	73	P	V
			5459.92	39.93	-14.07	54	30.58	31.74	10.23	32.62	270	73	A	V
	*		5580	107.59	-	-	97.98	31.86	10.32	32.57	270	73	P	V
	*		5580	99.73	-	-	90.12	31.86	10.32	32.57	270	73	A	V
			5763.425	51.29	-16.91	68.2	41.06	32.23	10.52	32.52	270	73	P	V



802.11a CH 140 5700MHz	*	5700	111.91	-	-	101.89	32.1	10.45	32.53	237	73	P	H
	*	5700	104.63	-	-	94.61	32.1	10.45	32.53	237	73	A	H
		5726.12	63.4	-4.8	68.2	53.3	32.15	10.48	32.53	237	73	P	H
													H
													H
													H
	*	5700	113.47	-	-	103.45	32.1	10.45	32.53	112	100	P	V
	*	5700	105.35	-	-	95.33	32.1	10.45	32.53	112	100	A	V
		5729.32	66.01	-2.19	68.2	55.9	32.16	10.48	32.53	112	100	P	V
													V
													V
													V
Remark	1. No other spurious found. 2. All results are PASS against Peak and Average limit line.												



Band 3 - 5470~5725MHz
WIFI 802.11a (Harmonic @ 3m)

WIFI Ant. 0+1	Note	Frequency (MHz)	Level (dBµV/m)	Over Limit (dB)	Limit Line (dBµV/m)	Read Level (dBµV)	Antenna Factor (dB/m)	Path Loss (dB)	Preamp Factor (dB)	Ant Pos (cm)	Table Pos (deg)	Peak Avg. (P/A)	Pol. (H/V)
802.11a CH 100 5500MHz		11000	48.8	-25.2	74	52.48	40	17.48	61.16	100	0	P	H
		16500	48.81	-19.39	68.2	47.47	38.4	22.01	59.07	100	0	P	H
													H
													H
		11000	48.79	-25.21	74	52.47	40	17.48	61.16	100	0	P	V
		16500	48.35	-19.85	68.2	47.01	38.4	22.01	59.07	100	0	P	V
													V
													V
802.11a CH 116 5580MHz		11160	48.12	-25.88	74	52.28	39.48	17.66	61.3	100	0	P	H
		16740	47.94	-20.26	68.2	45.53	39.38	22.26	59.23	100	0	P	H
													H
													H
		11160	47.82	-26.18	74	51.98	39.48	17.66	61.3	100	0	P	V
		16740	47.75	-20.45	68.2	45.34	39.38	22.26	59.23	100	0	P	V
													V
													V
802.11a CH 140 5700MHz		11400	49	-25	74	52.88	39.7	17.93	61.51	100	0	P	H
		17100	50.15	-18.05	68.2	46.93	39.7	22.67	59.15	100	0	P	H
													H
													H
		11400	48.22	-25.78	74	52.1	39.7	17.93	61.51	100	0	P	V
		17100	48.92	-19.28	68.2	45.7	39.7	22.67	59.15	100	0	P	V
													V
													V
Remark	1. No other spurious found. 2. All results are PASS against Peak and Average limit line.												



Band 3 - 5470~5725MHz
WIFI 802.11ac VHT20 (Band Edge @ 3m)

WIFI Ant. 0+1	Note	Frequency (MHz)	Level (dBμV/m)	Over Limit (dB)	Limit Line (dBμV/m)	Read Level (dBμV)	Antenna Factor (dB/m)	Path Loss (dB)	Preamp Factor (dB)	Ant Pos (cm)	Table Pos (deg)	Peak Avg. (P/A)	Pol. (H/V)	
802.11ac VHT20 CH 100 5500MHz		5459.44	55.65	-18.35	74	46.3	31.74	10.23	32.62	227	73	P	H	
		5467.44	64.59	-3.61	68.2	55.19	31.77	10.24	32.61	227	73	P	H	
		5460	48.88	-5.12	54	39.53	31.74	10.23	32.62	227	73	A	H	
	*	5500	114.36	-	-	104.79	31.9	10.26	32.59	227	73	P	H	
	*	5500	106.25	-	-	96.68	31.9	10.26	32.59	227	73	A	H	
														H
			5445.52	53.28	-20.72	74	43.99	31.69	10.22	32.62	100	91	P	V
			5468.4	61	-7.2	68.2	51.6	31.77	10.24	32.61	100	91	P	V
			5460	45.81	-8.19	54	36.46	31.74	10.23	32.62	100	91	A	V
	*		5500	114.63	-	-	105.06	31.9	10.26	32.59	100	91	P	V
	*		5500	106.57	-	-	97	31.9	10.26	32.59	100	91	A	V
													V	
802.11ac VHT20 CH 116 5580MHz		5410.72	49.25	-24.75	74	40.08	31.62	10.2	32.65	232	70	P	H	
		5468.8	49	-19.2	68.2	39.59	31.78	10.24	32.61	232	70	P	H	
		5459.68	40.17	-13.83	54	30.82	31.74	10.23	32.62	232	70	A	H	
	*	5580	112.2	-	-	102.59	31.86	10.32	32.57	232	70	P	H	
	*	5580	104.12	-	-	94.51	31.86	10.32	32.57	232	70	A	H	
			5728.145	51.69	-16.51	68.2	41.58	32.16	10.48	32.53	232	70	P	H
			5442.16	50	-24	74	40.73	31.68	10.22	32.63	102	96	P	V
			5462.56	50.45	-17.75	68.2	41.07	31.75	10.24	32.61	102	96	P	V
			5459.68	40.44	-13.56	54	31.09	31.74	10.23	32.62	102	96	A	V
	*		5580	114.31	-	-	104.7	31.86	10.32	32.57	102	96	P	V
	*		5580	105.91	-	-	96.3	31.86	10.32	32.57	102	96	A	V
		5755.55	51.73	-16.47	68.2	41.53	32.21	10.51	32.52	102	96	P	V	



802.11ac VHT20 CH 140 5700MHz	*	5704	112.02	-	-	101.99	32.11	10.45	32.53	237	74	P	H
		5725.24	64.91	-3.29	68.2	54.81	32.15	10.48	32.53	237	74	P	H
													H
													H
													H
													H
	*	5700	114.44	-	-	104.42	32.1	10.45	32.53	113	99	P	V
	*	5700	106.07	-	-	96.05	32.1	10.45	32.53	113	99	A	V
													V
													V
													V
												V	
Remark	1. No other spurious found. 2. All results are PASS against Peak and Average limit line.												



**Band 3 - 5470~5725MHz
WIFI 802.11ac VHT20 (Harmonic @ 3m)**

WIFI Ant. 0+1	Note	Frequency (MHz)	Level (dBμV/m)	Over Limit (dB)	Limit Line (dBμV/m)	Read Level (dBμV)	Antenna Factor (dB/m)	Path Loss (dB)	Preamp Factor (dB)	Ant Pos (cm)	Table Pos (deg)	Peak Avg. (P/A)	Pol. (H/V)	
802.11ac VHT20 CH 100 5500MHz		11000	47.59	-26.41	74	51.27	40	17.48	61.16	100	0	P	H	
		16500	48.08	-20.12	68.2	46.74	38.4	22.01	59.07	100	0	P	H	
													H	
													H	
			11000	48.4	-25.6	74	52.08	40	17.48	61.16	100	0	P	V
			16500	48.13	-20.07	68.2	46.79	38.4	22.01	59.07	100	0	P	V
														V
802.11ac VHT20 CH 116 5580MHz		11160	48.78	-25.22	74	52.94	39.48	17.66	61.3	100	0	P	H	
		16740	47.85	-20.35	68.2	45.44	39.38	22.26	59.23	100	0	P	H	
													H	
													H	
			11160	48.64	-25.36	74	52.8	39.48	17.66	61.3	100	0	P	V
			16740	48.28	-19.92	68.2	45.87	39.38	22.26	59.23	100	0	P	V
														V
802.11ac VHT20 CH 140 5700MHz		11400	48.7	-25.3	74	52.58	39.7	17.93	61.51	100	0	P	H	
		17100	49.94	-18.26	68.2	46.72	39.7	22.67	59.15	100	0	P	H	
													H	
													H	
			11400	47.22	-26.78	74	51.1	39.7	17.93	61.51	100	0	P	V
			17100	49.58	-18.62	68.2	46.36	39.7	22.67	59.15	100	0	P	V
														V
Remark	1. No other spurious found.													
	2. All results are PASS against Peak and Average limit line.													



Band 3 - 5470~5725MHz
WIFI 802.11ac VHT40 (Band Edge @ 3m)

WIFI Ant. 0+1	Note	Frequency (MHz)	Level (dBμV/m)	Over Limit (dB)	Limit Line (dBμV/m)	Read Level (dBμV)	Antenna Factor (dB/m)	Path Loss (dB)	Preamp Factor (dB)	Ant Pos (cm)	Table Pos (deg)	Peak Avg. (P/A)	Pol. (H/V)
802.11ac VHT40 CH 102 5510MHz		5459.44	57.66	-16.34	74	48.31	31.74	10.23	32.62	239	73	P	H
		5469.52	63.57	-4.63	68.2	54.16	31.78	10.24	32.61	239	73	P	H
		5459.68	50.2	-3.8	54	40.85	31.74	10.23	32.62	239	73	A	H
	*	5510	108.56	-	-	99	31.88	10.27	32.59	239	73	P	H
	*	5510	100.63	-	-	91.07	31.88	10.27	32.59	239	73	A	H
		5734.13	56.07	-12.13	68.2	45.93	32.17	10.49	32.52	239	73	P	H
		5459.92	60.18	-13.82	74	50.83	31.74	10.23	32.62	100	100	P	V
		5465.68	65.94	-2.26	68.2	56.55	31.76	10.24	32.61	100	100	P	V
		5459.2	51.56	-2.44	54	42.21	31.74	10.23	32.62	100	100	A	V
	*	5510	110.78	-	-	101.22	31.88	10.27	32.59	100	100	P	V
	*	5510	102.6	-	-	93.04	31.88	10.27	32.59	100	100	A	V
	5732.555	56.72	-11.48	68.2	46.58	32.17	10.49	32.52	100	100	P	V	
802.11ac VHT40 CH 110 5550MHz		5451.52	50.92	-23.08	74	41.6	31.71	10.23	32.62	234	70	P	H
		5466.4	51.78	-16.42	68.2	42.38	31.77	10.24	32.61	234	70	P	H
		5457.28	42.93	-11.07	54	33.59	31.73	10.23	32.62	234	70	A	H
	*	5550	110.15	-	-	100.63	31.8	10.3	32.58	234	70	P	H
	*	5550	102.14	-	-	92.62	31.8	10.3	32.58	234	70	A	H
		5749.88	50.84	-17.36	68.2	40.66	32.2	10.5	32.52	234	70	P	H
		5452.72	51.81	-22.19	74	42.49	31.71	10.23	32.62	100	96	P	V
		5469.76	52.25	-15.95	68.2	42.84	31.78	10.24	32.61	100	96	P	V
		5459.92	43.63	-10.37	54	34.28	31.74	10.23	32.62	100	96	A	V
	*	5550	111.83	-	-	102.31	31.8	10.3	32.58	100	96	P	V
	*	5550	103.75	-	-	94.23	31.8	10.3	32.58	100	96	A	V
	5734.13	52.03	-16.17	68.2	41.89	32.17	10.49	32.52	100	96	P	V	



802.11ac VHT40 CH 134 5670MHz		5365.4	49.82	-24.18	74	40.95	31.39	10.16	32.68	224	73	P	H
		5466.9	48.07	-20.13	68.2	38.67	31.77	10.24	32.61	224	73	P	H
		5446.25	42.71	-11.29	54	33.42	31.69	10.22	32.62	224	73	A	H
	*	5670	110.46	-	-	100.66	31.92	10.42	32.54	224	73	P	H
	*	5670	102.91	-	-	93.11	31.92	10.42	32.54	224	73	A	H
		5727.2	62.48	-5.72	68.2	52.38	32.15	10.48	32.53	224	73	P	H
		5446.25	51.07	-22.93	74	41.78	31.69	10.22	32.62	105	95	P	V
		5469.7	49.16	-19.04	68.2	39.75	31.78	10.24	32.61	105	95	P	V
		5447.3	43.64	-10.36	54	34.34	31.69	10.23	32.62	105	95	A	V
	*	5670	112.45	-	-	102.65	31.92	10.42	32.54	105	95	P	V
	*	5670	105.01	-	-	95.21	31.92	10.42	32.54	105	95	A	V
		5726.325	64.06	-4.14	68.2	53.96	32.15	10.48	32.53	105	95	P	V
Remark	1. No other spurious found. 2. All results are PASS against Peak and Average limit line.												



Band 3 - 5470~5725MHz
WIFI 802.11ac VHT40 (Harmonic @ 3m)

WIFI Ant. 0+1	Note	Frequency (MHz)	Level (dBμV/m)	Over Limit (dB)	Limit Line (dBμV/m)	Read Level (dBμV)	Antenna Factor (dB/m)	Path Loss (dB)	Preamp Factor (dB)	Ant Pos (cm)	Table Pos (deg)	Peak Avg. (P/A)	Pol. (H/V)	
802.11ac VHT40 CH 102 5510MHz		11020	48	-26	74	51.76	39.92	17.5	61.18	100	0	P	H	
		16530	47.86	-20.34	68.2	46.39	38.52	22.04	59.09	100	0	P	H	
													H	
													H	
			11020	48.54	-25.46	74	52.3	39.92	17.5	61.18	100	0	P	V
			16530	48.28	-19.92	68.2	46.81	38.52	22.04	59.09	100	0	P	V
														V
802.11ac VHT40 CH 110 5550MHz		11100	46.31	-27.69	74	50.37	39.6	17.59	61.25	100	0	P	H	
		16650	47.32	-20.88	68.2	45.38	38.95	22.16	59.17	100	0	P	H	
													H	
													H	
			11100	46.33	-27.67	74	50.39	39.6	17.59	61.25	100	0	P	V
			16650	48.28	-19.92	68.2	46.34	38.95	22.16	59.17	100	0	P	V
														V
802.11ac VHT40 CH 134 5670MHz		11340	48.43	-25.57	74	52.51	39.52	17.86	61.46	100	0	P	H	
		17010	49.16	-19.04	68.2	46.3	39.7	22.54	59.38	100	0	P	H	
													H	
													H	
			11340	47.77	-26.23	74	51.85	39.52	17.86	61.46	100	0	P	V
			17010	49.81	-18.39	68.2	46.95	39.7	22.54	59.38	100	0	P	V
														V
Remark	1. No other spurious found.													
	2. All results are PASS against Peak and Average limit line.													



Band 3 5470~5725MHz
WIFI 802.11ac VHT80 (Band Edge @ 3m)

WIFI Ant. 0+1	Note	Frequency (MHz)	Level (dBμV/m)	Over Limit (dB)	Limit Line (dBμV/m)	Read Level (dBμV)	Antenna Factor (dB/m)	Path Loss (dB)	Preamp Factor (dB)	Ant Pos (cm)	Table Pos (deg)	Peak Avg. (P/A)	Pol. (H/V)
802.11ac VHT80 CH 106 5530MHz		5454.4	54.75	-19.25	74	45.42	31.72	10.23	32.62	250	121	P	H
		5466.64	56.13	-12.07	68.2	46.73	31.77	10.24	32.61	250	121	P	H
		5457.52	47.56	-6.44	54	38.22	31.73	10.23	32.62	250	121	A	H
	*	5530	104.02	-	-	94.47	31.84	10.29	32.58	250	121	P	H
	*	5530	95.5	-	-	85.95	31.84	10.29	32.58	250	121	A	H
		5730.98	50.24	-17.96	68.2	40.13	32.16	10.48	32.53	250	121	P	H
		5452	57.27	-16.73	74	47.95	31.71	10.23	32.62	100	350	P	V
		5462.32	58.72	-9.48	68.2	49.34	31.75	10.24	32.61	100	350	P	V
		5458.48	50.08	-3.92	54	40.74	31.73	10.23	32.62	100	350	A	V
	*	5530	105.67	-	-	96.12	31.84	10.29	32.58	100	350	P	V
	*	5530	97.44	-	-	87.89	31.84	10.29	32.58	100	350	A	V
		5745.47	51.13	-17.07	68.2	40.96	32.19	10.5	32.52	100	350	P	V
802.11ac VHT80 CH 122 5610MHz		5453.25	50.43	-23.57	74	41.11	31.71	10.23	32.62	220	72	P	H
		5470.05	51.54	-98.46	150	42.13	31.78	10.24	32.61	220	72	P	H
		5457.45	42.86	-11.14	54	33.52	31.73	10.23	32.62	220	72	A	H
	*	5610	106.95	-	-	97.28	31.88	10.35	32.56	220	72	P	H
	*	5610	98.56	-	-	88.89	31.88	10.35	32.56	220	72	A	H
		5725.45	58.45	-9.75	68.2	48.35	32.15	10.48	32.53	220	72	P	H
		5458.5	52.1	-21.9	74	42.76	31.73	10.23	32.62	100	97	P	V
		5463.4	52.64	-15.56	68.2	43.26	31.75	10.24	32.61	100	97	P	V
		5458.85	43.58	-10.42	54	34.23	31.74	10.23	32.62	100	97	A	V
	*	5610	108.95	-	-	99.28	31.88	10.35	32.56	100	97	P	V
	*	5610	100.9	-	-	91.23	31.88	10.35	32.56	100	97	A	V
		5726.15	60.58	-7.62	68.2	50.48	32.15	10.48	32.53	100	97	P	V
Remark	1. No other spurious found. 2. All results are PASS against Peak and Average limit line.												



**Band 3 5470~5725MHz
WIFI 802.11ac VHT80 (Harmonic @ 3m)**

WIFI Ant. 0+1	Note	Frequency (MHz)	Level (dBμV/m)	Over Limit (dB)	Limit Line (dBμV/m)	Read Level (dBμV)	Antenna Factor (dB/m)	Path Loss (dB)	Preamp Factor (dB)	Ant Pos (cm)	Table Pos (deg)	Peak Avg. (P/A)	Pol. (H/V)	
802.11ac VHT80 CH 106 5530MHz		11060	48.06	-25.94	74	51.96	39.76	17.55	61.21	100	0	P	H	
		16590	48.22	-19.98	68.2	46.49	38.76	22.1	59.13	100	0	P	H	
													H	
													H	
			11060	48.21	-25.79	74	52.11	39.76	17.55	61.21	100	0	P	V
			16590	48.34	-19.86	68.2	46.61	38.76	22.1	59.13	100	0	P	V
														V
802.11ac VHT80 CH 122 5610MHz		11220	47.67	-26.33	74	51.89	39.4	17.73	61.35	100	0	P	H	
		16830	48.01	-20.19	68.2	45.13	39.83	22.34	59.29	100	0	P	H	
													H	
													H	
			11220	48.06	-25.94	74	52.28	39.4	17.73	61.35	100	0	P	V
			16830	48.4	-19.8	68.2	45.52	39.83	22.34	59.29	100	0	P	V
														V
Remark	1. No other spurious found.													
	2. All results are PASS against Peak and Average limit line.													



Band 3 - Straddle Channel
WIFI 802.11a (Band Edge @ 3m)

WIFI	Note	Frequency	Level	Over	Limit	Read	Antenna	Path	Preamp	Ant	Table	Peak	Pol.
Ant.				Limit	Line	Level	Factor	Loss	Factor	Pos	Pos	Avg.	
0+1		(MHz)	(dBμV/m)	(dB)	(dBμV/m)	(dBμV)	(dB/m)	(dB)	(dB)	(cm)	(deg)	(P/A)	(H/V)
802.11a CH 144 5720MHz		5423.32	49.74	-24.26	74	40.52	31.65	10.21	32.64	100	93	P	V
		5468.56	48.93	-19.27	68.2	39.53	31.77	10.24	32.61	100	93	P	V
		5457.25	40.33	-13.67	54	30.99	31.73	10.23	32.62	100	93	A	V
	*	5720	116.92	-	-	106.84	32.14	10.47	32.53	100	93	P	V
	*	5720	109.21	-	-	99.13	32.14	10.47	32.53	100	93	A	V
		5887.75	52.84	-15.36	68.2	42.16	32.48	10.68	32.48	100	93	P	V
		5417.47	49.62	-24.38	74	40.43	31.63	10.2	32.64	100	64	P	H
		5463.88	49.02	-19.18	68.2	39.63	31.76	10.24	32.61	100	64	P	H
		5456.86	40.01	-13.99	54	30.67	31.73	10.23	32.62	100	64	A	H
	*	5720	114.83	-	-	104.75	32.14	10.47	32.53	100	64	P	H
	*	5720	106.74	-	-	96.66	32.14	10.47	32.53	100	64	A	H
		5850.25	52.41	-15.79	68.2	41.87	32.4	10.63	32.49	100	64	P	H
Remark	1. No other spurious found. 2. All results are PASS against Peak and Average limit line.												



**Band 3 - Straddle Channel
WIFI 802.11a (Harmonic @ 3m)**

WIFI Ant. 0+1	Note	Frequency (MHz)	Level (dBµV/m)	Over Limit (dB)	Limit Line (dBµV/m)	Read Level (dBµV)	Antenna Factor (dB/m)	Path Loss (dB)	Preamp Factor (dB)	Ant Pos (cm)	Table Pos (deg)	Peak Avg. (P/A)	Pol. (H/V)	
802.11a CH 144 5720MHz		11440	47.83	-26.17	74	51.74	39.66	17.98	61.55	100	0	P	H	
		17160	49.41	-18.79	68.2	45.65	40	22.77	59.01	100	0	P	H	
													H	
													H	
			11440	47.68	-26.32	74	51.59	39.66	17.98	61.55	100	0	P	V
			17160	49.14	-19.06	68.2	45.38	40	22.77	59.01	100	0	P	V
														V
														V
Remark	1. No other spurious found. 2. All results are PASS against Peak and Average limit line.													



Band 3 - Straddle Channel
WIFI 802.11ac VHT20 (Band Edge @ 3m)

WIFI Ant. 0+1	Note	Frequency (MHz)	Level (dBμV/m)	Over Limit (dB)	Limit Line (dBμV/m)	Read Level (dBμV)	Antenna Factor (dB/m)	Path Loss (dB)	Preamp Factor (dB)	Ant Pos (cm)	Table Pos (deg)	Peak Avg. (P/A)	Pol. (H/V)
802.11ac VHT20 CH 144 5720MHz		5445.94	49.39	-24.61	74	40.1	31.69	10.22	32.62	100	64	P	H
		5466.22	50.23	-17.97	68.2	40.84	31.76	10.24	32.61	100	64	P	H
		5457.64	39.97	-14.03	54	30.63	31.73	10.23	32.62	100	64	A	H
	*	5720	115.42	-	-	105.34	32.14	10.47	32.53	100	64	P	H
	*	5720	107.19	-	-	97.11	32.14	10.47	32.53	100	64	A	H
		5890.5	51.86	-16.34	68.2	41.17	32.48	10.69	32.48	100	64	P	H
		5443.99	50.44	-23.56	74	41.16	31.69	10.22	32.63	100	95	P	V
		5464.27	49.92	-18.28	68.2	40.53	31.76	10.24	32.61	100	95	P	V
		5458.81	40.05	-13.95	54	30.7	31.74	10.23	32.62	100	95	A	V
	*	5720	116.56	-	-	106.48	32.14	10.47	32.53	100	95	P	V
	*	5720	107.69	-	-	97.61	32.14	10.47	32.53	100	95	A	V
		5913	51.14	-17.06	68.2	40.34	32.55	10.72	32.47	100	95	P	V
Remark	1. No other spurious found. 2. All results are PASS against Peak and Average limit line.												



**Band 3 - Straddle Channel
WIFI 802.11ac VHT20 (Harmonic @ 3m)**

WIFI Ant. 0+1	Note	Frequency (MHz)	Level (dBμV/m)	Over Limit (dB)	Limit Line (dBμV/m)	Read Level (dBμV)	Antenna Factor (dB/m)	Path Loss (dB)	Preamp Factor (dB)	Ant Pos (cm)	Table Pos (deg)	Peak Avg. (P/A)	Pol. (H/V)	
802.11ac VHT20 CH 144 5720MHz		11440	47.87	-26.13	74	51.78	39.66	17.98	61.55	100	0	P	H	
		17160	48.83	-19.37	68.2	45.07	40	22.77	59.01	100	0	P	H	
													H	
													H	
			11440	47.64	-26.36	74	51.55	39.66	17.98	61.55	100	0	P	V
			17160	48.39	-19.81	68.2	44.63	40	22.77	59.01	100	0	P	V
														V
														V
Remark	1. No other spurious found. 2. All results are PASS against Peak and Average limit line.													



**Band 3 - Straddle Channel
WIFI 802.11ac VHT40 (Band Edge @ 3m)**

WIFI Ant. 0+1	Note	Frequency (MHz)	Level (dBµV/m)	Over Limit (dB)	Limit Line (dBµV/m)	Read Level (dBµV)	Antenna Factor (dB/m)	Path Loss (dB)	Preamp Factor (dB)	Ant Pos (cm)	Table Pos (deg)	Peak Avg. (P/A)	Pol. (H/V)
802.11ac VHT40 CH 142 5710MHz		5430.34	50.29	-23.71	74	41.05	31.66	10.21	32.63	100	65	P	H
		5466.22	50.55	-17.65	68.2	41.16	31.76	10.24	32.61	100	65	P	H
		5459.2	41.87	-12.13	54	32.52	31.74	10.23	32.62	100	65	A	H
	*	5710	112.3	-	-	102.25	32.12	10.46	32.53	100	65	P	H
	*	5710	103.96	-	-	93.91	32.12	10.46	32.53	100	65	A	H
		5933.25	56.18	-12.02	68.2	45.27	32.63	10.75	32.47	100	65	P	H
		5454.52	51.25	-22.75	74	41.92	31.72	10.23	32.62	100	95	P	V
		5463.49	49.28	-18.92	68.2	39.9	31.75	10.24	32.61	100	95	P	V
		5452.57	43.47	-10.53	54	34.15	31.71	10.23	32.62	100	95	A	V
	*	5710	114.85	-	-	104.8	32.12	10.46	32.53	100	95	P	V
	*	5710	107.12	-	-	97.07	32.12	10.46	32.53	100	95	A	V
		5933.5	57.3	-10.9	68.2	46.39	32.63	10.75	32.47	100	95	P	V
Remark	1. No other spurious found. 2. All results are PASS against Peak and Average limit line.												



Band 3 - Straddle Channel
WIFI 802.11ac VHT40 (Harmonic @ 3m)

WIFI Ant. 0+1	Note	Frequency (MHz)	Level (dBμV/m)	Over Limit (dB)	Limit Line (dBμV/m)	Read Level (dBμV)	Antenna Factor (dB/m)	Path Loss (dB)	Preamp Factor (dB)	Ant Pos (cm)	Table Pos (deg)	Peak Avg. (P/A)	Pol. (H/V)	
802.11ac VHT40 CH 142 5710MHz		11420	47.57	-26.43	74	51.47	39.68	17.95	61.53	100	0	P	H	
		17130	48.69	-19.51	68.2	45.2	39.85	22.72	59.08	100	0	P	H	
													H	
													H	
			11420	47.96	-26.04	74	51.86	39.68	17.95	61.53	100	0	P	V
			17130	48.65	-19.55	68.2	45.16	39.85	22.72	59.08	100	0	P	V
														V
														V
Remark	1. No other spurious found. 2. All results are PASS against Peak and Average limit line.													



Band 3 - Straddle Channel
WIFI 802.11ac VHT80 (Band Edge @ 3m)

WIFI Ant. 0+1	Note	Frequency (MHz)	Level (dBμV/m)	Over Limit (dB)	Limit Line (dBμV/m)	Read Level (dBμV)	Antenna Factor (dB/m)	Path Loss (dB)	Preamp Factor (dB)	Ant Pos (cm)	Table Pos (deg)	Peak Avg. (P/A)	Pol. (H/V)
802.11ac VHT80 CH 138 5690MHz		5441.65	49.84	-24.16	74	40.57	31.68	10.22	32.63	100	66	P	H
		5468.95	49.88	-18.32	68.2	40.47	31.78	10.24	32.61	100	66	P	H
		5442.43	41.76	-12.24	54	32.49	31.68	10.22	32.63	100	66	A	H
	*	5690	108.45	-	-	98.51	32.04	10.44	32.54	100	66	P	H
	*	5690	100.57	-	-	90.63	32.04	10.44	32.54	100	66	A	H
		5877.1	52.41	-15.79	68.2	41.77	32.45	10.67	32.48	100	66	P	H
		5401.87	50.06	-23.94	74	40.92	31.6	10.19	32.65	100	91	P	V
		5459.98	49.85	-24.15	74	40.5	31.74	10.23	32.62	100	91	P	V
		5459.98	41.86	-12.14	54	32.51	31.74	10.23	32.62	100	91	A	V
	*	5690	110.05	-	-	100.11	32.04	10.44	32.54	100	91	P	V
	*	5690	102.09	-	-	92.15	32.04	10.44	32.54	100	91	A	V
		5860.9	52.96	-15.24	68.2	42.38	32.42	10.65	32.49	100	91	P	V
Remark	1. No other spurious found. 2. All results are PASS against Peak and Average limit line.												



Band 3 - Straddle Channel
WIFI 802.11ac VHT80 (Harmonic @ 3m)

WIFI Ant. 0+1	Note	Frequency (MHz)	Level (dBμV/m)	Over Limit (dB)	Limit Line (dBμV/m)	Read Level (dBμV)	Antenna Factor (dB/m)	Path Loss (dB)	Preamp Factor (dB)	Ant Pos (cm)	Table Pos (deg)	Peak Avg. (P/A)	Pol. (H/V)	
802.11ac VHT80 CH 138 5690MHz		11380	46.88	-27.12	74	50.82	39.64	17.91	61.49	100	0	P	H	
		17070	48.94	-19.26	68.2	45.84	39.7	22.63	59.23	100	0	P	H	
													H	
													H	
			11380	47.44	-26.56	74	51.38	39.64	17.91	61.49	100	0	P	V
			17070	48.37	-19.83	68.2	45.27	39.7	22.63	59.23	100	0	P	V
														V
														V
Remark	1. No other spurious found. 2. All results are PASS against Peak and Average limit line.													



Emission below 1GHz
WIFI 802.11ac VHT40 (LF @ 3m)

WIFI	Note	Frequency	Level	Over	Limit	Read	Antenna	Path	Preamp	Ant	Table	Peak	Pol.	
Ant.				Limit	Line	Level	Factor	Loss	Factor	Pos	Pos	Avg.		
0+1		(MHz)	(dBμV/m)	(dB)	(dBμV/m)	(dBμV)	(dB/m)	(dB)	(dB)	(cm)	(deg)	(P/A)	(H/V)	
802.11ac VHT40 LF		88.2	28.23	-15.27	43.5	45.07	14.21	1.37	32.42	-	-	P	H	
		148.34	30.26	-13.24	43.5	44.13	16.82	1.79	32.48	100	0	P	H	
		164.83	28.6	-14.9	43.5	43.37	15.85	1.9	32.52	-	-	P	H	
		738.1	27.94	-18.06	46	28.65	27.36	3.91	31.98	-	-	P	H	
		858.38	29.05	-16.95	46	27.77	28.97	4.22	31.91	-	-	P	H	
		949.56	30.68	-15.32	46	27.28	30.04	4.44	31.08	-	-	P	H	
														H
														H
														H
														H
														H
														H
														H
			41.64	33.65	-6.35	40	46.78	18.43	0.93	32.49	100	0	P	V
			88.2	30.2	-13.3	43.5	47.04	14.21	1.37	32.42	-	-	P	V
			163.86	30.49	-13.01	43.5	45.15	15.95	1.9	32.51	-	-	P	V
			778.84	28.54	-17.46	46	28.71	27.93	4	32.1	-	-	P	V
			864.2	29.56	-16.44	46	28.19	29.02	4.23	31.88	-	-	P	V
			947.62	30.24	-15.76	46	26.96	29.95	4.43	31.1	-	-	P	V
														V
													V	
													V	
													V	
													V	
													V	
Remark	1. No other spurious found. 2. All results are PASS against limit line.													



<TXBF Mode>

Band 1 - 5150~5250MHz

WIFI 802.11ac VHT20 (Band Edge @ 3m)

WIFI Ant.	Note	Frequency	Level	Over Limit	Limit Line	Read Level	Antenna Factor	Path Loss	Preamp Factor	Ant Pos	Table Pos	Peak Avg.	Pol.	
0+1		(MHz)	(dBμV/m)	(dB)	(dBμV/m)	(dBμV)	(dB/m)	(dB)	(dB)	(cm)	(deg)	(P/A)	(H/V)	
802.11ac VHT20 CH 36 5180MHz		5150	52.79	-21.21	74	43.83	31.8	9.97	32.81	100	64	P	H	
		5150	43.05	-10.95	54	34.09	31.8	9.97	32.81	100	64	A	H	
	*	5180	110.74	-	-	101.9	31.62	10.01	32.79	100	64	P	H	
	*	5180	101.03	-	-	92.19	31.62	10.01	32.79	100	64	A	H	
													H	
														H
			5130.78	51.43	-22.57	74	42.52	31.8	9.94	32.83	101	114	P	V
			5148.2	42.42	-11.58	54	33.48	31.8	9.96	32.82	101	114	A	V
		*	5180	107.95	-	-	99.11	31.62	10.01	32.79	101	114	P	V
		*	5180	99.29	-	-	90.45	31.62	10.01	32.79	101	114	A	V
													V	
													V	
802.11ac VHT20 CH 44 5220MHz		5057.98	52.11	-21.89	74	43.6	31.55	9.83	32.87	100	96	P	H	
		5150	41.8	-12.2	54	32.84	31.8	9.97	32.81	100	96	A	H	
	*	5220	110.25	-	-	101.5	31.46	10.06	32.77	100	96	P	H	
	*	5220	101.81	-	-	93.06	31.46	10.06	32.77	100	96	A	H	
			5455.2	49.92	-24.08	74	40.59	31.72	10.23	32.62	100	96	P	H
			5451.84	41.01	-12.99	54	31.69	31.71	10.23	32.62	100	96	A	H
			5077.48	51.68	-22.32	74	43.02	31.66	9.86	32.86	100	115	P	V
			5148.46	40.89	-13.11	54	31.93	31.8	9.97	32.81	100	115	A	V
		*	5220	108.09	-	-	99.34	31.46	10.06	32.77	100	115	P	V
		*	5220	99.82	-	-	91.07	31.46	10.06	32.77	100	115	A	V
		5444.88	49.24	-24.76	74	39.96	31.69	10.22	32.63	100	115	P	V	
		5452.56	40.43	-13.57	54	31.11	31.71	10.23	32.62	100	115	A	V	



802.11ac VHT20 CH 48 5240MHz		5124.28	50.3	-23.7	74	41.4	31.8	9.93	32.83	100	89	P	H
		5144.04	40.56	-13.44	54	31.62	31.8	9.96	32.82	100	89	A	H
	*	5240	108.35	-	-	99.62	31.42	10.07	32.76	100	89	P	H
	*	5240	99.87	-	-	91.14	31.42	10.07	32.76	100	89	A	H
		5371.68	49.34	-24.66	74	40.41	31.43	10.17	32.67	100	89	P	H
		5385.6	39.85	-14.15	54	30.82	31.51	10.18	32.66	100	89	A	H
		5139.36	50.32	-23.68	74	41.39	31.8	9.95	32.82	100	116	P	V
		5147.94	41.15	-12.85	54	32.21	31.8	9.96	32.82	100	116	A	V
	*	5240	108.96	-	-	100.23	31.42	10.07	32.76	100	116	P	V
	*	5240	99.89	-	-	91.16	31.42	10.07	32.76	100	116	A	V
		5404.08	49.89	-24.11	74	40.74	31.61	10.19	32.65	100	116	P	V
		5355.36	39.77	-14.23	54	30.96	31.33	10.16	32.68	100	116	A	V
Remark	1. No other spurious found. 2. All results are PASS against Peak and Average limit line.												



Band 1 5150~5250MHz
WIFI 802.11ac VHT20 (Harmonic @ 3m)

WIFI Ant. 0+1	Note	Frequency (MHz)	Level (dBμV/m)	Over Limit (dB)	Limit Line (dBμV/m)	Read Level (dBμV)	Antenna Factor (dB/m)	Path Loss (dB)	Preamp Factor (dB)	Ant Pos (cm)	Table Pos (deg)	Peak Avg. (P/A)	Pol. (H/V)	
802.11ac VHT20 CH 36 5180MHz		10360	49.95	-18.25	68.2	53.1	39.8	17.44	60.39	100	0	P	H	
		15540	46.22	-27.78	74	48.03	37.84	21.62	61.27	100	0	P	H	
													H	
													H	
			10360	49.48	-18.72	68.2	52.63	39.8	17.44	60.39	100	0	P	V
			15540	46.77	-27.23	74	48.58	37.84	21.62	61.27	100	0	P	V
														V
802.11ac VHT20 CH 44 5220MHz		10440	48.19	-20.01	68.2	51.37	39.96	17.44	60.58	100	0	P	H	
		15660	47	-27	74	48.99	37.42	21.6	61.01	100	0	P	H	
													H	
													H	
			10440	48.4	-19.8	68.2	51.58	39.96	17.44	60.58	100	0	P	V
			15660	46.91	-27.09	74	48.9	37.42	21.6	61.01	100	0	P	V
														V
802.11ac VHT20 CH 48 5240MHz		10480	49.41	-18.79	68.2	52.73	39.92	17.44	60.68	100	0	P	H	
		15720	45.76	-28.24	74	47.79	37.28	21.57	60.88	100	0	P	H	
													H	
													H	
			10480	49.12	-19.08	68.2	52.44	39.92	17.44	60.68	100	0	P	V
			15720	46.67	-27.33	74	48.7	37.28	21.57	60.88	100	0	P	V
														V
Remark	1. No other spurious found.													
	2. All results are PASS against Peak and Average limit line.													



Band 1 5150~5250MHz
WIFI 802.11ac VHT40 (Band Edge @ 3m)

WIFI Ant. 0+1	Note	Frequency (MHz)	Level (dBμV/m)	Over Limit (dB)	Limit Line (dBμV/m)	Read Level (dBμV)	Antenna Factor (dB/m)	Path Loss (dB)	Preamp Factor (dB)	Ant Pos (cm)	Table Pos (deg)	Peak Avg. (P/A)	Pol. (H/V)
802.11ac VHT40 CH 38 5190MHz		5140.4	59.86	-14.14	74	50.93	31.8	9.95	32.82	100	104	P	H
		5137.8	49.39	-4.61	54	40.46	31.8	9.95	32.82	100	104	A	H
	*	5190	107.67	-	-	98.87	31.56	10.03	32.79	100	104	P	H
	*	5190	99	-	-	90.2	31.56	10.03	32.79	100	104	A	H
		5413.8	50.56	-23.44	74	41.38	31.63	10.2	32.65	100	104	P	H
		5413.52	44.7	-9.3	54	35.52	31.63	10.2	32.65	100	104	A	H
		5043.94	49.82	-24.18	74	41.41	31.48	9.81	32.88	100	113	P	V
		5147.94	47.27	-6.73	54	38.33	31.8	9.96	32.82	100	113	A	V
	*	5190	103.49	-	-	94.69	31.56	10.03	32.79	100	113	P	V
	*	5190	96.33	-	-	87.53	31.56	10.03	32.79	400	113	A	V
		5457.2	49.05	-24.95	74	39.71	31.73	10.23	32.62	100	113	P	V
		5412.96	42.05	-11.95	54	32.87	31.63	10.2	32.65	100	113	A	V
802.11ac VHT40 CH 46 5230MHz		5087.1	50.46	-23.54	74	41.71	31.72	9.88	32.85	100	94	P	H
		5007.28	42.7	-11.3	54	34.52	31.33	9.76	32.91	100	94	A	H
	*	5230	106.34	-	-	97.6	31.44	10.06	32.76	100	94	P	H
	*	5230	99.25	-	-	90.51	31.44	10.06	32.76	100	94	A	H
		5452.44	50.87	-23.13	74	41.55	31.71	10.23	32.62	100	94	P	H
		5453.28	46.3	-7.7	54	36.98	31.71	10.23	32.62	100	94	A	H
		5075.66	50.11	-23.89	74	41.46	31.65	9.86	32.86	100	113	P	V
		5141.44	45.04	-8.96	54	36.1	31.8	9.96	32.82	100	113	A	V
	*	5230	106.26	-	-	97.52	31.44	10.06	32.76	100	113	P	V
	*	5230	98.9	-	-	90.16	31.44	10.06	32.76	100	113	A	V
	5453	51.49	-22.51	74	42.17	31.71	10.23	32.62	100	113	P	V	
	5453.28	45.49	-8.51	54	36.17	31.71	10.23	32.62	100	113	A	V	
Remark	1. No other spurious found. 2. All results are PASS against Peak and Average limit line.												



Band 1 5150~5250MHz
WIFI 802.11ac VHT40 (Harmonic @ 3m)

WIFI Ant. 0+1	Note	Frequency (MHz)	Level (dBμV/m)	Over Limit (dB)	Limit Line (dBμV/m)	Read Level (dBμV)	Antenna Factor (dB/m)	Path Loss (dB)	Preamp Factor (dB)	Ant Pos (cm)	Table Pos (deg)	Peak Avg. (P/A)	Pol. (H/V)	
802.11ac VHT40 CH 38 5190MHz		10380	48.55	-19.65	68.2	51.64	39.9	17.44	60.43	100	0	P	H	
		15570	46.74	-27.26	74	48.6	37.72	21.62	61.2	100	0	P	H	
													H	
													H	
			10380	48.88	-19.32	68.2	51.97	39.9	17.44	60.43	100	0	P	V
			15570	46.04	-27.96	74	47.9	37.72	21.62	61.2	100	0	P	V
														V
802.11ac VHT40 CH 46 5230MHz		10460	48.85	-19.35	68.2	52.1	39.94	17.44	60.63	100	0	P	H	
		15690	45.75	-28.25	74	47.78	37.33	21.59	60.95	100	0	P	H	
													H	
													H	
			10460	48.72	-19.48	68.2	51.97	39.94	17.44	60.63	100	0	P	V
			15690	46.5	-27.5	74	48.53	37.33	21.59	60.95	100	0	P	V
														V
Remark	1. No other spurious found.													
	2. All results are PASS against Peak and Average limit line.													



Band 1 5150~5250MHz
WIFI 802.11ac VHT80 (Band Edge @ 3m)

WIFI Ant. 0+1	Note	Frequency (MHz)	Level (dBμV/m)	Over Limit (dB)	Limit Line (dBμV/m)	Read Level (dBμV)	Antenna Factor (dB/m)	Path Loss (dB)	Preamp Factor (dB)	Ant Pos (cm)	Table Pos (deg)	Peak Avg. (P/A)	Pol. (H/V)
802.11ac VHT80 CH 42 5210MHz		5136.34	63.46	-10.54	74	54.53	31.8	9.95	32.82	100	103	P	H
		5140.76	48.23	-5.77	54	39.3	31.8	9.95	32.82	100	103	A	H
	*	5210	106.33	-	-	97.58	31.46	10.05	32.77	100	103	P	H
	*	5210	97.77	-	-	89.02	31.46	10.05	32.77	100	103	A	H
		5358.34	48.82	-25.18	74	39.99	31.35	10.16	32.68	100	103	P	H
		5355.74	41.3	-12.7	54	32.49	31.33	10.16	32.68	100	103	A	H
		5149.94	56.16	-17.84	74	47.2	31.8	9.97	32.81	100	114	P	V
		5149.26	50.04	-3.96	54	41.08	31.8	9.97	32.81	100	114	A	V
	*	5210	103.36	-	-	94.61	31.48	10.05	32.78	100	114	P	V
	*	5210	97.51	-	-	88.76	31.48	10.05	32.78	100	114	A	V
		5441.28	48.56	-25.44	74	39.29	31.68	10.22	32.63	100	114	P	V
	5359.12	40.62	-13.38	54	31.79	31.35	10.16	32.68	100	114	A	V	
Remark	1. No other spurious found. 2. All results are PASS against Peak and Average limit line.												



**Band 1 5150~5250MHz
WIFI 802.11ac VHT80 (Harmonic @ 3m)**

WIFI Ant. 0+1	Note	Frequency (MHz)	Level (dBμV/m)	Over Limit (dB)	Limit Line (dBμV/m)	Read Level (dBμV)	Antenna Factor (dB/m)	Path Loss (dB)	Preamp Factor (dB)	Ant Pos (cm)	Table Pos (deg)	Peak Avg. (P/A)	Pol. (H/V)	
802.11ac VHT80 CH 42 5210MHz		10420	49.02	-19.18	68.2	52.13	39.98	17.44	60.53	100	0	P	H	
		15630	47.42	-26.58	74	49.38	37.51	21.6	61.07	100	0	P	H	
													H	
													H	
			10420	48.98	-19.22	68.2	52.09	39.98	17.44	60.53	100	0	P	V
			15630	46.21	-27.79	74	48.17	37.51	21.6	61.07	100	0	P	V
														V
													V	
Remark	1. No other spurious found. 2. All results are PASS against Peak and Average limit line.													



Band 2 - 5250~5350MHz

WIFI 802.11ac VHT20 (Band Edge @ 3m)

WIFI Ant. 0+1	Note	Frequency (MHz)	Level (dBμV/m)	Over Limit (dB)	Limit Line (dBμV/m)	Read Level (dBμV)	Antenna Factor (dB/m)	Path Loss (dB)	Preamp Factor (dB)	Ant Pos (cm)	Table Pos (deg)	Peak Avg. (P/A)	Pol. (H/V)
802.11ac VHT20 CH 52 5260MHz		5093.16	49.26	-24.74	74	40.46	31.76	9.89	32.85	100	92	P	H
		5103.02	40.3	-13.7	54	31.44	31.8	9.9	32.84	100	92	A	H
	*	5260	109.85	-	-	101.1	31.4	10.09	32.74	100	92	P	H
	*	5260	100.76	-	-	92.01	31.4	10.09	32.74	100	92	A	H
		5359.68	49.39	-24.61	74	40.55	31.36	10.16	32.68	100	92	P	H
		5350.08	39.55	-14.45	54	30.79	31.3	10.15	32.69	100	92	A	H
		5114.92	49.02	-24.98	74	40.14	31.8	9.92	32.84	100	115	P	V
		5143.82	40.39	-13.61	54	31.45	31.8	9.96	32.82	100	115	A	V
	*	5260	108.76	-	-	100.01	31.4	10.09	32.74	100	115	P	V
	*	5260	100.18	-	-	91.43	31.4	10.09	32.74	100	115	A	V
		5453.28	49	-25	74	39.68	31.71	10.23	32.62	100	115	P	V
	5460	39.39	-14.61	54	30.04	31.74	10.23	32.62	100	115	A	V	
802.11ac VHT20 CH 60 5300MHz		5040.8	50.31	-23.69	74	41.92	31.46	9.81	32.88	100	103	P	H
		5099.96	40.15	-13.85	54	31.31	31.8	9.89	32.85	100	103	P	H
	*	5300	109.19	-	-	100.4	31.4	10.11	32.72	100	103	P	H
	*	5300	100.78	-	-	91.99	31.4	10.11	32.72	100	103	A	H
		5373.6	50.4	-23.6	74	41.46	31.44	10.17	32.67	100	103	P	H
		5352.48	46.96	-7.04	54	38.18	31.31	10.15	32.68	100	103	A	H
		5087.04	50.02	-23.98	74	41.27	31.72	9.88	32.85	100	113	P	V
		5099.62	40.15	-13.85	54	31.31	31.8	9.89	32.85	100	113	A	V
	*	5300	108.79	-	-	100	31.4	10.11	32.72	100	113	P	V
	*	5300	99.92	-	-	91.13	31.4	10.11	32.72	100	113	A	V
		5352.96	53.01	-20.99	74	44.22	31.32	10.15	32.68	100	113	P	V
	5350.08	41.14	-12.86	54	32.38	31.3	10.15	32.69	100	113	A	V	



802.11ac VHT20 CH 64 5320MHz	*	5320	108.61	-	-	99.83	31.36	10.13	32.71	100	66	P	H
	*	5320	99.79	-	-	91.01	31.36	10.13	32.71	100	66	A	H
		5385.28	50.69	-23.31	74	41.66	31.51	10.18	32.66	100	66	P	H
		5372.16	48.59	-5.41	54	39.66	31.43	10.17	32.67	100	66	A	H
													H
													H
	*	5320	109.27	-	-	100.49	31.36	10.13	32.71	100	112	P	V
	*	5320	98.92	-	-	90.14	31.36	10.13	32.71	100	112	A	V
		5372.16	54.25	-19.75	74	45.32	31.43	10.17	32.67	100	112	P	V
		5371.84	46.85	-7.15	54	37.92	31.43	10.17	32.67	100	112	A	V
													V
													V
Remark	1. No other spurious found. 2. All results are PASS against Peak and Average limit line.												



Band 2 5250~5350MHz
WIFI 802.11ac VHT20 (Harmonic @ 3m)

WIFI Ant. 0+1	Note	Frequency (MHz)	Level (dBμV/m)	Over Limit (dB)	Limit Line (dBμV/m)	Read Level (dBμV)	Antenna Factor (dB/m)	Path Loss (dB)	Preamp Factor (dB)	Ant Pos (cm)	Table Pos (deg)	Peak Avg. (P/A)	Pol. (H/V)	
802.11ac VHT20 CH 52 5260MHz		10520	47.89	-20.31	68.2	51.28	39.9	17.46	60.75	100	0	P	H	
		15780	45.88	-28.12	74	47.86	37.22	21.56	60.76	100	0	P	H	
													H	
													H	
			10520	48.18	-20.02	68.2	51.57	39.9	17.46	60.75	100	0	P	V
			15780	46.03	-27.97	74	48.01	37.22	21.56	60.76	100	0	P	V
														V
802.11ac VHT20 CH 60 5300MHz		10600	47.65	-26.35	74	51.11	39.9	17.46	60.82	100	0	P	H	
		15900	46.44	-27.56	74	48.51	36.9	21.53	60.5	100	0	P	H	
													H	
													H	
			10600	48.46	-25.54	74	51.92	39.9	17.46	60.82	100	0	P	V
			15900	44.93	-29.07	74	47	36.9	21.53	60.5	100	0	P	V
														V
802.11ac VHT20 CH 64 5320MHz		10640	48.3	-25.7	74	51.87	39.82	17.46	60.85	100	0	P	H	
		15960	44.49	-29.51	74	46.57	36.78	21.51	60.37	100	0	P	H	
													H	
													H	
			10640	48.02	-25.98	74	51.59	39.82	17.46	60.85	100	0	P	V
			15960	45.9	-28.1	74	47.98	36.78	21.51	60.37	100	0	P	V
														V
Remark	1. No other spurious found.													
	2. All results are PASS against Peak and Average limit line.													



Band 2 5250~5350MHz
WIFI 802.11ac VHT40 (Band Edge @ 3m)

WIFI Ant. 0+1	Note	Frequency (MHz)	Level (dBμV/m)	Over Limit (dB)	Limit Line (dBμV/m)	Read Level (dBμV)	Antenna Factor (dB/m)	Path Loss (dB)	Preamp Factor (dB)	Ant Pos (cm)	Table Pos (deg)	Peak Avg. (P/A)	Pol. (H/V)
802.11ac VHT40 CH 54 5270MHz		5039.1	51.45	-22.55	74	43.06	31.46	9.81	32.88	100	92	P	H
		5047.6	43.28	-10.72	54	34.85	31.49	9.82	32.88	100	92	A	H
	*	5270	107.34	-	-	98.59	31.4	10.09	32.74	100	92	P	H
	*	5270	98.93	-	-	90.18	31.4	10.09	32.74	100	92	A	H
		5353.2	53.94	-20.06	74	45.15	31.32	10.15	32.68	100	92	P	H
		5351.28	48.77	-5.23	54	40	31.31	10.15	32.69	100	92	A	H
		5072.76	50.96	-23.04	74	42.32	31.64	9.86	32.86	400	120	P	V
		5047.6	42.25	-11.75	54	33.82	31.49	9.82	32.88	400	120	A	V
	*	5270	97.37	-	-	88.62	31.4	10.09	32.74	400	120	P	V
	*	5270	91.48	-	-	82.73	31.4	10.09	32.74	400	120	A	V
		5382.48	49.77	-24.23	74	40.77	31.49	10.18	32.67	400	120	P	V
		5356.8	44.11	-9.89	54	35.29	31.34	10.16	32.68	400	120	A	V
802.11ac VHT40 CH 62 5310MHz		5105.74	50.87	-23.13	74	42.01	31.8	9.9	32.84	101	91	P	H
		5087.38	43.22	-10.78	54	34.47	31.72	9.88	32.85	101	91	A	H
	*	5310	106.24	-	-	97.45	31.38	10.12	32.71	101	91	P	H
	*	5310	98.18	-	-	89.39	31.38	10.12	32.71	101	91	A	H
		5350.32	55.86	-18.14	74	47.1	31.3	10.15	32.69	101	91	P	H
		5365.44	49.96	-4.04	54	41.09	31.39	10.16	32.68	101	91	A	H
		5145.52	50.78	-23.22	74	41.84	31.8	9.96	32.82	100	112	P	V
		5086.02	43.08	-10.92	54	34.34	31.72	9.87	32.85	100	112	A	V
	*	5310	105.79	-	-	97	31.38	10.12	32.71	100	112	P	V
	*	5310	96.75	-	-	87.96	31.38	10.12	32.71	100	112	A	V
	5357.04	55.7	-18.3	74	46.88	31.34	10.16	32.68	100	112	P	V	
	5370.72	51.14	-2.86	54	42.22	31.42	10.17	32.67	100	112	A	V	
Remark	1. No other spurious found. 2. All results are PASS against Peak and Average limit line.												



**Band 2 5250~5350MHz
WIFI 802.11ac VHT40 (Harmonic @ 3m)**

WIFI Ant. 0+1	Note	Frequency (MHz)	Level (dBμV/m)	Over Limit (dB)	Limit Line (dBμV/m)	Read Level (dBμV)	Antenna Factor (dB/m)	Path Loss (dB)	Preamp Factor (dB)	Ant Pos (cm)	Table Pos (deg)	Peak Avg. (P/A)	Pol. (H/V)	
802.11ac VHT40 CH 54 5270MHz		10540	47.58	-20.62	68.2	50.98	39.9	17.46	60.76	100	0	P	H	
		15810	46.1	-27.9	74	48.07	37.17	21.55	60.69	100	0	P	H	
													H	
													H	
			10540	47.54	-20.66	68.2	50.94	39.9	17.46	60.76	100	0	P	V
			15810	48.15	-25.85	74	50.12	37.17	21.55	60.69	100	0	P	V
														V
802.11ac VHT40 CH 62 5310MHz		10620	48.26	-25.74	74	51.77	39.86	17.46	60.83	100	0	P	H	
		15930	45.67	-28.33	74	47.75	36.84	21.52	60.44	100	0	P	H	
													H	
													H	
			10620	47.47	-26.53	74	50.98	39.86	17.46	60.83	100	0	P	V
			15930	46.02	-27.98	74	48.1	36.84	21.52	60.44	100	0	P	V
														V
Remark	1. No other spurious found.													
	2. All results are PASS against Peak and Average limit line.													



**Band 2 5250~5350MHz
WIFI 802.11ac VHT80 (Band Edge @ 3m)**

WIFI Ant. 0+1	Note	Frequency (MHz)	Level (dBμV/m)	Over Limit (dB)	Limit Line (dBμV/m)	Read Level (dBμV)	Antenna Factor (dB/m)	Path Loss (dB)	Preamp Factor (dB)	Ant Pos (cm)	Table Pos (deg)	Peak Avg. (P/A)	Pol. (H/V)
802.11ac VHT80 CH 58 5290MHz		5133.2	50.82	-23.18	74	41.9	31.8	9.94	32.82	100	97	P	H
		5112.8	42.32	-11.68	54	33.45	31.8	9.91	32.84	100	97	A	H
	*	5290	102.08	-	-	93.29	31.4	10.11	32.72	100	97	P	H
	*	5290	94.09	-	-	85.3	31.4	10.11	32.72	100	97	A	H
		5350.8	57.43	-16.57	74	48.67	31.3	10.15	32.69	100	97	P	H
		5354.4	50.41	-3.59	54	41.6	31.33	10.16	32.68	100	97	A	H
		5095.4	50.78	-23.22	74	41.97	31.77	9.89	32.85	100	113	P	V
		5100.8	42.13	-11.87	54	33.28	31.8	9.9	32.85	100	113	A	V
	*	5290	99.59	-	-	90.8	31.4	10.11	32.72	100	113	P	V
	*	5290	92.13	-	-	83.34	31.4	10.11	32.72	100	113	A	V
		5351.76	56.54	-17.46	74	47.76	31.31	10.15	32.68	100	113	P	V
		5353.2	50.06	-3.94	54	41.27	31.32	10.15	32.68	100	113	A	V
Remark	1. No other spurious found. 2. All results are PASS against Peak and Average limit line.												



**Band 2 5250~5350MHz
WIFI 802.11ac VHT80 (Harmonic @ 3m)**

WIFI Ant. 0+1	Note	Frequency (MHz)	Level (dBμV/m)	Over Limit (dB)	Limit Line (dBμV/m)	Read Level (dBμV)	Antenna Factor (dB/m)	Path Loss (dB)	Preamp Factor (dB)	Ant Pos (cm)	Table Pos (deg)	Peak Avg. (P/A)	Pol. (H/V)	
802.11ac VHT80 CH 58 5290MHz		10580	48.25	-19.95	68.2	51.69	39.9	17.46	60.8	100	0	P	H	
		15870	45.21	-28.79	74	47.25	36.99	21.54	60.57	100	0	P	H	
													H	
													H	
			10580	48.25	-19.95	68.2	51.69	39.9	17.46	60.8	100	0	P	V
			15870	45.51	-28.49	74	47.55	36.99	21.54	60.57	100	0	P	V
														V
													V	
Remark	1. No other spurious found. 2. All results are PASS against Peak and Average limit line.													



Band 3 - 5470~5725MHz

WIFI 802.11ac VHT20 (Band Edge @ 3m)

WIFI Ant. 0+1	Note	Frequency (MHz)	Level (dBμV/m)	Over Limit (dB)	Limit Line (dBμV/m)	Read Level (dBμV)	Antenna Factor (dB/m)	Path Loss (dB)	Preamp Factor (dB)	Ant Pos (cm)	Table Pos (deg)	Peak Avg. (P/A)	Pol. (H/V)	
802.11ac VHT20 CH 100 5500MHz		5456.4	53.18	-20.82	74	43.84	31.73	10.23	32.62	100	69	P	H	
		5465.84	53.62	-14.58	68.2	44.23	31.76	10.24	32.61	100	69	P	H	
		5449.84	45.83	-8.17	54	36.52	31.7	10.23	32.62	100	69	A	H	
	*	5500	111.23	-	-	101.66	31.9	10.26	32.59	100	69	P	H	
	*	5500	102.57	-	-	93	31.9	10.26	32.59	100	69	A	H	
														H
			5445.84	54.1	-19.9	74	44.81	31.69	10.22	32.62	100	116	P	V
			5468.56	54.83	-13.37	68.2	45.43	31.77	10.24	32.61	100	116	P	V
			5442.48	49.08	-4.92	54	39.81	31.68	10.22	32.63	100	116	A	V
	*		5500	110.82	-	-	101.25	31.9	10.26	32.59	100	116	P	V
	*		5500	101.34	-	-	91.77	31.9	10.26	32.59	100	116	A	V
														V
802.11ac VHT20 CH 116 5580MHz		5450.32	50.46	-23.54	74	41.15	31.7	10.23	32.62	100	64	P	H	
		5470	50.92	-17.28	68.2	41.51	31.78	10.24	32.61	100	64	P	H	
		5459.92	41.02	-12.98	54	31.67	31.74	10.23	32.62	100	64	A	H	
	*	5580	113.13	-	-	103.52	31.86	10.32	32.57	100	64	P	H	
	*	5580	104.64	-	-	95.03	31.86	10.32	32.57	100	64	A	H	
			5765	51.68	-16.52	68.2	41.45	32.23	10.52	32.52	100	64	P	H
			5449.36	49.53	-24.47	74	40.22	31.7	10.23	32.62	100	152	P	V
			5469.76	49.68	-18.52	68.2	40.27	31.78	10.24	32.61	100	152	P	V
			5459.92	40.18	-13.82	54	30.83	31.74	10.23	32.62	100	152	A	V
	*		5580	109.59	-	-	99.98	31.86	10.32	32.57	100	152	P	V
	*		5580	100.83	-	-	91.22	31.86	10.32	32.57	100	152	A	V
			5748.305	51.33	-16.87	68.2	41.15	32.2	10.5	32.52	100	152	P	V



802.11ac VHT20 CH 140 5700MHz	*	5700	115.08	-	-	105.06	32.1	10.45	32.53	114	65	P	H
	*	5700	106.24	-	-	96.22	32.1	10.45	32.53	114	65	A	H
		5725.08	64.46	-3.74	68.2	54.36	32.15	10.48	32.53	114	65	P	H
													H
													H
													H
	*	5700	110.63	-	-	100.61	32.1	10.45	32.53	100	143	P	V
	*	5700	102.2	-	-	92.18	32.1	10.45	32.53	100	143	A	V
		5725.4	62.89	-5.31	68.2	52.79	32.15	10.48	32.53	100	143	P	V
													V
													V
													V
Remark	1. No other spurious found. 2. All results are PASS against Peak and Average limit line.												



Band 3 - 5470~5725MHz
WIFI 802.11ac VHT20 (Harmonic @ 3m)

WIFI Ant. 0+1	Note	Frequency (MHz)	Level (dBμV/m)	Over Limit (dB)	Limit Line (dBμV/m)	Read Level (dBμV)	Antenna Factor (dB/m)	Path Loss (dB)	Preamp Factor (dB)	Ant Pos (cm)	Table Pos (deg)	Peak Avg. (P/A)	Pol. (H/V)	
802.11ac VHT20 CH 100 5500MHz		11000	48.73	-25.27	74	52.41	40	17.48	61.16	100	0	P	H	
		16500	46.67	-21.53	68.2	45.33	38.4	22.01	59.07	100	0	P	H	
													H	
													H	
			11000	47.93	-26.07	74	51.61	40	17.48	61.16	100	0	P	V
			16500	47.03	-21.17	68.2	45.69	38.4	22.01	59.07	100	0	P	V
														V
802.11ac VHT20 CH 116 5580MHz		11160	47.92	-26.08	74	52.08	39.48	17.66	61.3	100	0	P	H	
		16740	47.07	-21.13	68.2	44.66	39.38	22.26	59.23	100	0	P	H	
													H	
													H	
			11160	46.82	-27.18	74	50.98	39.48	17.66	61.3	100	0	P	V
			16740	47.34	-20.86	68.2	44.93	39.38	22.26	59.23	100	0	P	V
														V
802.11ac VHT20 CH 140 5700MHz		11400	48.23	-25.77	74	52.11	39.7	17.93	61.51	100	0	P	H	
		17100	49.41	-18.79	68.2	46.19	39.7	22.67	59.15	100	0	P	H	
													H	
													H	
			11400	47.53	-26.47	74	51.41	39.7	17.93	61.51	100	0	P	V
			17100	48.4	-19.8	68.2	45.18	39.7	22.67	59.15	100	0	P	V
														V
Remark	1. No other spurious found.													
	2. All results are PASS against Peak and Average limit line.													



Band 3 - 5470~5725MHz
WIFI 802.11ac VHT40 (Band Edge @ 3m)

WIFI Ant. 0+1	Note	Frequency (MHz)	Level (dBμV/m)	Over Limit (dB)	Limit Line (dBμV/m)	Read Level (dBμV)	Antenna Factor (dB/m)	Path Loss (dB)	Preamp Factor (dB)	Ant Pos (cm)	Table Pos (deg)	Peak Avg. (P/A)	Pol. (H/V)
802.11ac VHT40 CH 102 5510MHz		5456.32	57.17	-16.83	74	47.83	31.73	10.23	32.62	100	95	P	H
		5461.6	62.69	-5.51	68.2	53.31	31.75	10.24	32.61	100	95	P	H
		5459.68	49.87	-4.13	54	40.52	31.74	10.23	32.62	100	95	A	H
	*	5510	105.21	-	-	95.65	31.88	10.27	32.59	100	95	P	H
	*	5510	97.42	-	-	87.86	31.88	10.27	32.59	100	95	A	H
		5733.815	55.06	-13.14	68.2	44.92	32.17	10.49	32.52	100	95	P	H
		5459.92	52.95	-21.05	74	43.6	31.74	10.23	32.62	100	116	P	V
		5469.28	61.6	-6.6	68.2	52.19	31.78	10.24	32.61	100	116	P	V
		5459.44	49.19	-4.81	54	39.84	31.74	10.23	32.62	100	116	A	V
	*	5510	104.56	-	-	95	31.88	10.27	32.59	100	116	P	V
	*	5510	96.44	-	-	86.88	31.88	10.27	32.59	100	116	A	V
	5733.815	54.25	-13.95	68.2	44.11	32.17	10.49	32.52	100	116	P	V	
802.11ac VHT40 CH 110 5550MHz		5458.24	51.04	-22.96	74	41.7	31.73	10.23	32.62	100	100	P	H
		5461.84	51.23	-16.97	68.2	41.85	31.75	10.24	32.61	100	100	P	H
		5456.32	45.54	-8.46	54	36.2	31.73	10.23	32.62	100	100	A	H
	*	5550	108.44	-	-	98.92	31.8	10.3	32.58	100	100	P	H
	*	5550	100.32	-	-	90.8	31.8	10.3	32.58	100	100	A	H
		5750.825	51.98	-16.22	68.2	41.79	32.2	10.51	32.52	100	100	P	H
		5368.24	50.97	-23.03	74	42.06	31.41	10.17	32.67	100	140	P	V
		5460.64	51.05	-17.15	68.2	41.69	31.74	10.24	32.62	100	140	P	V
		5447.2	44.46	-9.54	54	35.16	31.69	10.23	32.62	100	140	A	V
	*	5550	106.1	-	-	96.58	31.8	10.3	32.58	100	140	P	V
	*	5550	97.76	-	-	88.24	31.8	10.3	32.58	100	140	A	V
	5736.335	51.65	-16.55	68.2	41.51	32.17	10.49	32.52	100	140	P	V	



802.11ac VHT40 CH 134 5670MHz		5444.15	51.2	-22.8	74	41.92	31.69	10.22	32.63	100	97	P	H
		5466.9	49.31	-18.89	68.2	39.91	31.77	10.24	32.61	100	97	P	H
		5446.95	43.8	-10.2	54	34.5	31.69	10.23	32.62	100	97	A	H
	*	5670	109.7	-	-	99.9	31.92	10.42	32.54	100	97	P	H
	*	5670	101.64	-	-	91.84	31.92	10.42	32.54	100	97	A	H
		5733.85	61.79	-6.41	68.2	51.65	32.17	10.49	32.52	100	97	P	H
		5448.7	51.12	-22.88	74	41.81	31.7	10.23	32.62	100	144	P	V
		5466.2	50.08	-18.12	68.2	40.69	31.76	10.24	32.61	100	144	P	V
		5447.3	42.63	-11.37	54	33.33	31.69	10.23	32.62	100	144	A	V
	*	5670	109.22	-	-	99.42	31.92	10.42	32.54	100	144	P	V
	*	5670	99.99	-	-	90.19	31.92	10.42	32.54	100	144	A	V
		5729.125	58.41	-9.79	68.2	48.3	32.16	10.48	32.53	100	144	P	V
Remark	1. No other spurious found. 2. All results are PASS against Peak and Average limit line.												



Band 3 - 5470~5725MHz
WIFI 802.11ac VHT40 (Harmonic @ 3m)

WIFI Ant. 0+1	Note	Frequency (MHz)	Level (dBµV/m)	Over Limit (dB)	Limit Line (dBµV/m)	Read Level (dBµV)	Antenna Factor (dB/m)	Path Loss (dB)	Preamp Factor (dB)	Ant Pos (cm)	Table Pos (deg)	Peak Avg. (P/A)	Pol. (H/V)	
802.11ac VHT40 CH 102 5510MHz		11020	48.52	-25.48	74	52.28	39.92	17.5	61.18	100	0	P	H	
		16530	47.05	-21.15	68.2	45.58	38.52	22.04	59.09	100	0	P	H	
													H	
													H	
			11020	48.88	-25.12	74	52.64	39.92	17.5	61.18	100	0	P	V
			16530	46.36	-21.84	68.2	44.89	38.52	22.04	59.09	100	0	P	V
														V
802.11ac VHT40 CH 110 5550MHz		11100	47.92	-26.08	74	51.98	39.6	17.59	61.25	100	0	P	H	
		16650	47.14	-21.06	68.2	45.2	38.95	22.16	59.17	100	0	P	H	
													H	
													H	
			11100	48.69	-25.31	74	52.75	39.6	17.59	61.25	100	0	P	V
			16650	46.78	-21.42	68.2	44.84	38.95	22.16	59.17	100	0	P	V
														V
802.11ac VHT40 CH 134 5670MHz		11340	48.36	-25.64	74	52.44	39.52	17.86	61.46	100	0	P	H	
		17010	47.41	-20.79	68.2	44.55	39.7	22.54	59.38	100	0	P	H	
													H	
													H	
			11340	48.12	-25.88	74	52.2	39.52	17.86	61.46	100	0	P	V
			17010	47.44	-20.76	68.2	44.58	39.7	22.54	59.38	100	0	P	V
														V
Remark	1. No other spurious found.													
	2. All results are PASS against Peak and Average limit line.													



Band 3 5470~5725MHz
WIFI 802.11ac VHT80 (Band Edge @ 3m)

WIFI Ant. 0+1	Note	Frequency (MHz)	Level (dBμV/m)	Over Limit (dB)	Limit Line (dBμV/m)	Read Level (dBμV)	Antenna Factor (dB/m)	Path Loss (dB)	Preamp Factor (dB)	Ant Pos (cm)	Table Pos (deg)	Peak Avg. (P/A)	Pol. (H/V)
802.11ac VHT80 CH 106 5530MHz		5455.84	54.69	-19.31	74	45.36	31.72	10.23	32.62	100	66	P	H
		5469.04	56.69	-11.51	68.2	47.28	31.78	10.24	32.61	100	66	P	H
		5446.72	49.7	-4.3	54	40.4	31.69	10.23	32.62	100	66	A	H
	*	5530	104.37	-	-	94.82	31.84	10.29	32.58	100	66	P	H
	*	5530	96.84	-	-	87.29	31.84	10.29	32.58	100	66	A	H
		5749.88	50.72	-17.48	68.2	40.54	32.2	10.5	32.52	100	66	P	H
		5440.24	53.11	-20.89	74	43.84	31.68	10.22	32.63	100	113	P	V
		5469.52	53.68	-14.52	68.2	44.27	31.78	10.24	32.61	100	113	P	V
		5449.36	46.76	-7.24	54	37.45	31.7	10.23	32.62	100	113	A	V
	*	5530	100.54	-	-	90.99	31.84	10.29	32.58	100	113	P	V
	*	5530	92.69	-	-	83.14	31.84	10.29	32.58	100	113	A	V
	5756.18	50.78	-17.42	68.2	40.58	32.21	10.51	32.52	100	113	P	V	
802.11ac VHT80 CH 122 5610MHz		5435.05	50.83	-23.17	74	41.57	31.67	10.22	32.63	100	65	P	H
		5469.7	53.82	-14.38	68.2	44.41	31.78	10.24	32.61	100	65	P	H
		5457.8	43.1	-10.9	54	33.76	31.73	10.23	32.62	100	65	A	H
	*	5610	107	-	-	97.33	31.88	10.35	32.56	100	65	P	H
	*	5610	98.71	-	-	89.04	31.88	10.35	32.56	100	65	A	H
		5730.875	54.23	-13.97	68.2	44.12	32.16	10.48	32.53	100	65	P	H
		5413.7	50.04	-23.96	74	40.86	31.63	10.2	32.65	100	148	P	V
		5469.7	50.38	-17.82	68.2	40.97	31.78	10.24	32.61	100	148	P	V
		5456.05	42.06	-11.94	54	32.73	31.72	10.23	32.62	100	148	A	V
	*	5610	103.99	-	-	94.32	31.88	10.35	32.56	100	148	P	V
	*	5610	94.86	-	-	85.19	31.88	10.35	32.56	100	148	A	V
	5738.575	53.19	-15.01	68.2	43.04	32.18	10.49	32.52	100	148	P	V	
Remark	1. No other spurious found. 2. All results are PASS against Peak and Average limit line.												



**Band 3 5470~5725MHz
WIFI 802.11ac VHT80 (Harmonic @ 3m)**

WIFI Ant. 0+1	Note	Frequency (MHz)	Level (dBμV/m)	Over Limit (dB)	Limit Line (dBμV/m)	Read Level (dBμV)	Antenna Factor (dB/m)	Path Loss (dB)	Preamp Factor (dB)	Ant Pos (cm)	Table Pos (deg)	Peak Avg. (P/A)	Pol. (H/V)	
802.11ac VHT80 CH 106 5530MHz		11060	47.99	-26.01	74	51.89	39.76	17.55	61.21	100	0	P	H	
		16590	46.53	-21.67	68.2	44.8	38.76	22.1	59.13	100	0	P	H	
													H	
													H	
			11060	49.42	-24.58	74	53.32	39.76	17.55	61.21	100	0	P	V
			16590	47.44	-20.76	68.2	45.71	38.76	22.1	59.13	100	0	P	V
														V
802.11ac VHT80 CH 122 5610MHz		11220	48.12	-25.88	74	52.34	39.4	17.73	61.35	100	0	P	H	
		16830	46.95	-21.25	68.2	44.07	39.83	22.34	59.29	100	0	P	H	
													H	
													H	
			11220	47.68	-26.32	74	51.9	39.4	17.73	61.35	100	0	P	V
			16830	47.15	-21.05	68.2	44.27	39.83	22.34	59.29	100	0	P	V
														V
Remark	1. No other spurious found.													
	2. All results are PASS against Peak and Average limit line.													



Band 3 - Straddle Channel

WIFI 802.11ac VHT20 (Band Edge @ 3m)

WIFI	Note	Frequency	Level	Over	Limit	Read	Antenna	Path	Preamp	Ant	Table	Peak	Pol.
Ant.				Limit	Line	Level	Factor	Loss	Factor	Pos	Pos	Avg.	
0+1		(MHz)	(dBμV/m)	(dB)	(dBμV/m)	(dBμV)	(dB/m)	(dB)	(dB)	(cm)	(deg)	(P/A)	(H/V)
802.11ac VHT20 CH 144 5720MHz		5457.25	50.13	-23.87	74	40.79	31.73	10.23	32.62	105	64	P	H
		5464.66	48.9	-19.3	68.2	39.51	31.76	10.24	32.61	105	64	P	H
		5458.42	40.12	-13.88	54	30.78	31.73	10.23	32.62	105	64	A	H
	*	5720	114.77	-	-	104.69	32.14	10.47	32.53	105	64	P	H
	*	5720	106.28	-	-	96.2	32.14	10.47	32.53	105	64	A	H
		5885	52.24	-15.96	68.2	41.57	32.47	10.68	32.48	105	64	P	H
		5431.12	49.43	-24.57	74	40.19	31.66	10.21	32.63	100	91	P	V
		5463.1	49.52	-18.68	68.2	40.14	31.75	10.24	32.61	100	91	P	V
		5459.59	39.96	-14.04	54	30.61	31.74	10.23	32.62	100	91	A	V
	*	5720	111.95	-	-	101.87	32.14	10.47	32.53	100	91	P	V
	*	5720	102.9	-	-	92.82	32.14	10.47	32.53	100	91	A	V
		5924	51.91	-16.29	68.2	41.05	32.6	10.73	32.47	100	91	P	V
Remark	1. No other spurious found. 2. All results are PASS against Peak and Average limit line.												



**Band 3 - Straddle Channel
WIFI 802.11ac VHT20 (Harmonic @ 3m)**

WIFI Ant. 0+1	Note	Frequency (MHz)	Level (dBμV/m)	Over Limit (dB)	Limit Line (dBμV/m)	Read Level (dBμV)	Antenna Factor (dB/m)	Path Loss (dB)	Preamp Factor (dB)	Ant Pos (cm)	Table Pos (deg)	Peak Avg. (P/A)	Pol. (H/V)	
802.11ac VHT20 CH 144 5720MHz		11440	48.65	-25.35	74	52.56	39.66	17.98	61.55	100	0	P	H	
		17160	49.76	-18.44	68.2	46	40	22.77	59.01	100	0	P	H	
													H	
													H	
			11440	48.42	-25.58	74	52.33	39.66	17.98	61.55	100	0	P	V
			17160	50.03	-18.17	68.2	46.27	40	22.77	59.01	100	0	P	V
														V
														V
Remark	1. No other spurious found. 2. All results are PASS against Peak and Average limit line.													



Band 3 - Straddle Channel
WIFI 802.11ac VHT40 (Band Edge @ 3m)

WIFI Ant. 0+1	Note	Frequency (MHz)	Level (dBμV/m)	Over Limit (dB)	Limit Line (dBμV/m)	Read Level (dBμV)	Antenna Factor (dB/m)	Path Loss (dB)	Preamp Factor (dB)	Ant Pos (cm)	Table Pos (deg)	Peak Avg. (P/A)	Pol. (H/V)
802.11ac VHT40 CH 142 5710MHz		5436.19	50.36	-23.64	74	41.1	31.67	10.22	32.63	103	97	P	H
		5461.15	49.83	-18.37	68.2	40.46	31.74	10.24	32.61	103	97	P	H
		5454.13	41.93	-12.07	54	32.6	31.72	10.23	32.62	103	97	A	H
	*	5710	112.13	-	-	102.08	32.12	10.46	32.53	103	97	P	H
	*	5710	103.44	-	-	93.39	32.12	10.46	32.53	103	97	A	H
		5933.25	58.61	-9.59	68.2	47.7	32.63	10.75	32.47	103	97	P	H
		5440.09	49.72	-24.28	74	40.45	31.68	10.22	32.63	100	95	P	V
		5468.17	50.02	-18.18	68.2	40.62	31.77	10.24	32.61	100	95	P	V
		5455.3	41.07	-12.93	54	31.74	31.72	10.23	32.62	100	95	A	V
	*	5710	108.95	-	-	98.9	32.12	10.46	32.53	100	95	P	V
	*	5710	100.49	-	-	90.44	32.12	10.46	32.53	100	95	A	V
		5932.75	55.71	-12.49	68.2	44.8	32.63	10.75	32.47	100	95	P	V
Remark	1. No other spurious found. 2. All results are PASS against Peak and Average limit line.												



Band 3 - Straddle Channel
WIFI 802.11ac VHT40 (Harmonic @ 3m)

WIFI Ant. 0+1	Note	Frequency (MHz)	Level (dBµV/m)	Over Limit (dB)	Limit Line (dBµV/m)	Read Level (dBµV)	Antenna Factor (dB/m)	Path Loss (dB)	Preamp Factor (dB)	Ant Pos (cm)	Table Pos (deg)	Peak Avg. (P/A)	Pol. (H/V)	
802.11ac VHT40 CH 142 5710MHz		11420	48.25	-25.75	74	52.15	39.68	17.95	61.53	100	0	P	H	
		17130	47.38	-20.82	68.2	43.89	39.85	22.72	59.08	100	0	P	H	
													H	
													H	
			11420	48.1	-25.9	74	52	39.68	17.95	61.53	100	0	P	V
			17130	49.78	-18.42	68.2	46.29	39.85	22.72	59.08	100	0	P	V
														V
													V	
Remark	1. No other spurious found. 2. All results are PASS against Peak and Average limit line.													



Band 3 - Straddle Channel
WIFI 802.11ac VHT80 (Band Edge @ 3m)

WIFI Ant. 0+1	Note	Frequency (MHz)	Level (dBμV/m)	Over Limit (dB)	Limit Line (dBμV/m)	Read Level (dBμV)	Antenna Factor (dB/m)	Path Loss (dB)	Preamp Factor (dB)	Ant Pos (cm)	Table Pos (deg)	Peak Avg. (P/A)	Pol. (H/V)
802.11ac VHT80 CH 138 5690MHz		5433.07	50.18	-23.82	74	40.93	31.67	10.21	32.63	100	67	P	H
		5461.15	49.99	-18.21	68.2	40.62	31.74	10.24	32.61	100	67	P	H
		5439.7	41.46	-12.54	54	32.19	31.68	10.22	32.63	100	67	A	H
	*	5690	107.91	-	-	97.97	32.04	10.44	32.54	100	67	P	H
	*	5690	100.08	-	-	90.14	32.04	10.44	32.54	100	67	A	H
		5895.1	51.55	-16.65	68.2	40.85	32.49	10.69	32.48	100	67	P	H
		5424.49	49.58	-24.42	74	40.36	31.65	10.21	32.64	100	148	P	V
		5462.71	49.29	-18.91	68.2	39.91	31.75	10.24	32.61	100	148	P	V
		5449.84	41.19	-12.81	54	31.88	31.7	10.23	32.62	100	148	A	V
	*	5690	104.38	-	-	94.44	32.04	10.44	32.54	100	148	P	V
	*	5690	96.08	-	-	86.14	32.04	10.44	32.54	100	148	A	V
		5891.2	52.02	-16.18	68.2	41.33	32.48	10.69	32.48	100	148	P	V
Remark	1. No other spurious found. 2. All results are PASS against Peak and Average limit line.												



**Band 3 - Straddle Channel
WIFI 802.11ac VHT80 (Harmonic @ 3m)**

WIFI Ant. 0+1	Note	Frequency (MHz)	Level (dBµV/m)	Over Limit (dB)	Limit Line (dBµV/m)	Read Level (dBµV)	Antenna Factor (dB/m)	Path Loss (dB)	Preamp Factor (dB)	Ant Pos (cm)	Table Pos (deg)	Peak Avg. (P/A)	Pol. (H/V)	
802.11ac VHT80 CH 138 5690MHz		11380	48.08	-25.92	74	52.02	39.64	17.91	61.49	100	0	P	H	
		17070	47.72	-20.48	68.2	44.62	39.7	22.63	59.23	100	0	P	H	
													H	
													H	
			11380	47.72	-26.28	74	51.66	39.64	17.91	61.49	100	0	P	V
			17070	47.75	-20.45	68.2	44.65	39.7	22.63	59.23	100	0	P	V
														V
														V
Remark	1. No other spurious found. 2. All results are PASS against Peak and Average limit line.													



*	Fundamental Frequency which can be ignored. However, the level of any unwanted emissions shall not exceed the level of the fundamental frequency.
!	Test result is over limit line.
P/A	Peak or Average
H/V	Horizontal or Vertical



A calculation example for radiated spurious emission is shown as below:

WIFI	Note	Frequency	Level	Over	Limit	Read	Antenna	Path	Preamp	Ant	Table	Peak	Pol.
Ant.				Limit	Line	Level	Factor	Loss	Factor	Pos	Pos	Avg.	
1+2		(MHz)	(dBμV/m)	(dB)	(dBμV/m)	(dBμV)	(dB/m)	(dB)	(dB)	(cm)	(deg)	(P/A)	(H/V)
802.11b		2390	55.45	-18.55	74	54.51	32.22	4.58	35.86	103	308	P	H
CH 01													
2412MHz		2390	43.54	-10.46	54	42.6	32.22	4.58	35.86	103	308	A	H

1. Path Loss(dB) = Cable loss(dB) + Filter loss(dB) + Attenuator loss(dB)
2. Level(dBμV/m) = Antenna Factor(dB/m) + Path Loss(dB) + Read Level(dBμV) - Preamp Factor(dB)
3. Over Limit(dB) = Level(dBμV/m) – Limit Line(dBμV/m)

For Peak Limit @ 2390MHz:

1. Level(dBμV/m)
= Antenna Factor(dB/m) + Path Loss(dB) + Read Level(dBμV) - Preamp Factor(dB)
= 32.22(dB/m) + 4.58(dB) + 54.51(dBμV) – 35.86 (dB)
= 55.45 (dBμV/m)
2. Over Limit(dB)
= Level(dBμV/m) – Limit Line(dBμV/m)
= 55.45(dBμV/m) – 74(dBμV/m)
= -18.55(dB)

For Average Limit @ 2390MHz:

1. Level(dBμV/m)
= Antenna Factor(dB/m) + Path Loss(dB) + Read Level(dBμV) - Preamp Factor(dB)
= 32.22(dB/m) + 4.58(dB) + 42.6(dBμV) – 35.86 (dB)
= 43.54 (dBμV/m)
2. Over Limit(dB) = Level(dBμV/m) – Limit Line(dBμV/m)
= 43.54(dBμV/m) – 54(dBμV/m)
= -10.46(dB)

Both peak and average measured complies with the limit line, so test result is “PASS”.



Appendix C. Radiated Spurious Emission

Test Engineer :	Wayne Lee, Fu Chen and Troye Hsieh	Temperature :	19.2~28°C
		Relative Humidity :	53.8~69.5%

Note symbol

-L	Low channel location
-R	High channel location

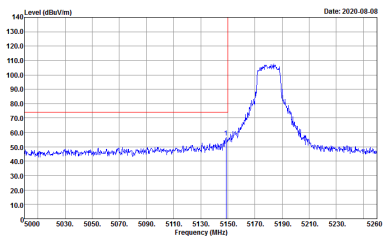
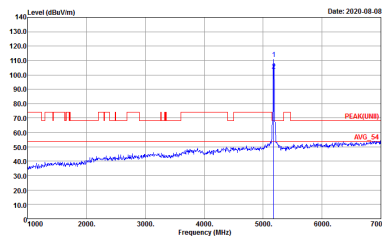
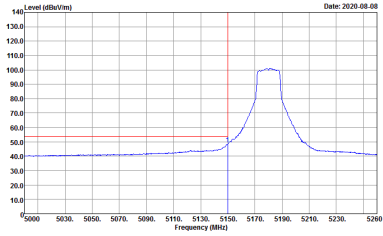


<CDD Mode>

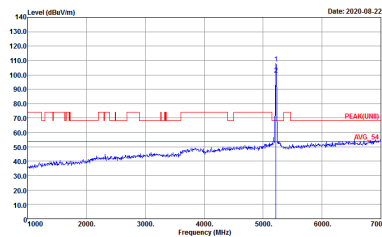
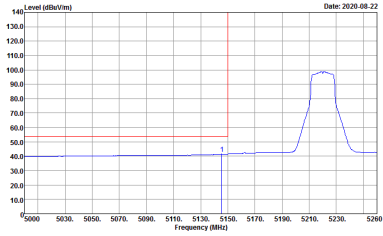
Band 1 - 5150~5250MHz
WIFI 802.11a (Band Edge @ 3m)

WIFI	Band 1 5150~5250MHz Band Edge @ 3m	
ANT	802.11a CH36 5180MHz	
0	Horizontal	Fundamental
Peak	<p>Site : 03CH11-HY Condition : PEAK_BE_74 3m HORN 9120D-HF HORIZONTAL RBW:1000.000KHz VBW:3000.000KHz SWT:Auto Detector : Peak Project : 070401 Setting : 18.5</p>	<p>Site : 03CH11-HY Condition : PEAK(LINE) 3m HORN 9120D-HF HORIZONTAL RBW:1000.000KHz VBW:3000.000KHz SWT:Auto Detector : Peak Project : 070401 Setting : 18.5</p>
Avg.	<p>Site : 03CH11-HY Condition : AV6_BE_54 3m HORN 9120D-HF HORIZONTAL RBW:1000.000KHz VBW:0.010KHz SWT:Auto Detector : Peak Project : 070401 Setting : 18.5</p>	Left blank

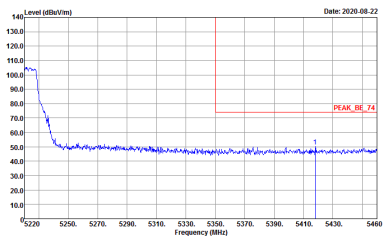
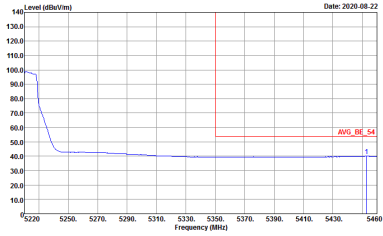


WIFI	Band 1 5150~5250MHz Band Edge @ 3m	
ANT	802.11a CH36 5180MHz	
0	Vertical	Fundamental
Peak	 <p>Site : 03CH11-HY Condition : PEAK_BE_74 3m HORN 9120D-HF VERTICAL Detector : Peak Project : 070401 Setting : 18.5</p>	 <p>Site : 03CH11-HY Condition : PEAKUNII 3m HORN 9120D-HF VERTICAL Detector : Peak Project : 070401 Setting : 18.5</p>
Avg.	 <p>Site : 03CH11-HY Condition : AVG_BE_54 3m HORN 9120D-HF VERTICAL Detector : Peak Project : 070401 Setting : 18.5</p>	Left blank

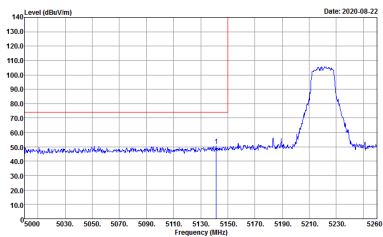
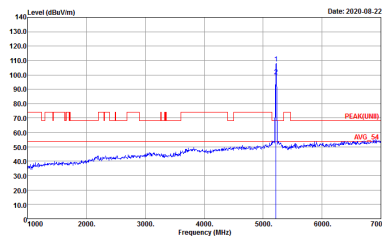
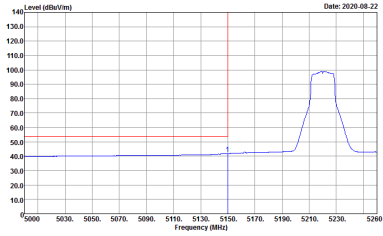


WIFI	Band 1 5150~5250MHz Band Edge @ 3m	
ANT	802.11a CH44 5220MHz - L	
0	Horizontal	Fundamental
Peak	 <p>Date: 2020-08-22</p> <p>Site : 03CH11-HY Condition : PEAK_BE_74 3m HORN 9120D-HF HORIZONTAL : RBW:1000.000KHz VBW:3000.000KHz SWT:Auto Detector : Peak Project : 070401 Setting : 17.5</p>	 <p>Date: 2020-08-22</p> <p>Site : 03CH11-HY Condition : PEAK(UNII) 3m HORN 9120D-HF HORIZONTAL : RBW:1000.000KHz VBW:3000.000KHz SWT:Auto Detector : Peak Project : 070401 Setting : 17.5</p>
Avg.	 <p>Date: 2020-08-22</p> <p>Site : 03CH11-HY Condition : AVG_BE_54 3m HORN 9120D-HF HORIZONTAL : RBW:1000.000KHz VBW:3000.000KHz SWT:Auto Detector : Peak Project : 070401 Setting : 17.5</p>	Left blank

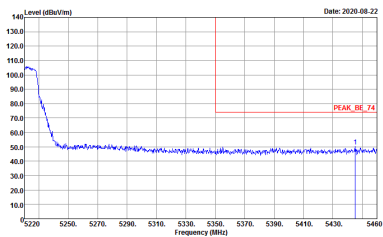
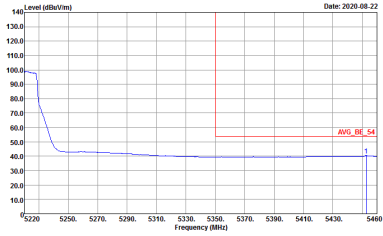


WIFI	Band 1 5150~5250MHz Band Edge @ 3m	
ANT	802.11a CH44 5220MHz - R	
0	Horizontal	Fundamental
<p>Peak</p>	 <p>Site : 03CH11-HY Condition : PEAK_BE_74 3m HORN 91200-HF HORIZONTAL Detector : Peak Project : 070401 Setting : 17.5</p>	<p>Left blank</p>
<p>Avg.</p>	 <p>Site : 03CH11-HY Condition : AVG_BE_54 3m HORN 91200-HF HORIZONTAL Detector : Peak Project : 070401 Setting : 17.5</p>	<p>Left blank</p>

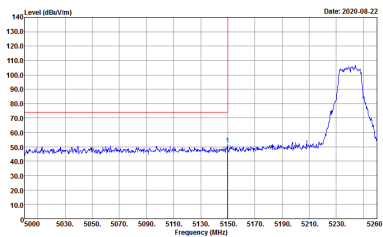
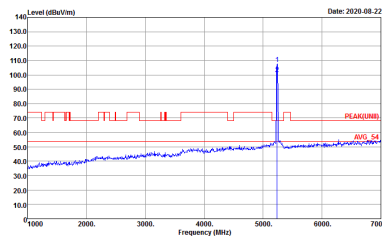
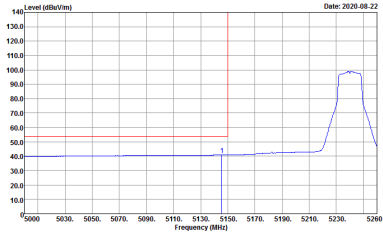


WIFI	Band 1 5150~5250MHz Band Edge @ 3m	
ANT	802.11a CH44 5220MHz - L	
0	Vertical	Fundamental
<p>Peak</p>	 <p>Site : 03CH11-HY Condition : PEAK_BE_74 3m HORN 9120D-HF VERTICAL Detector : Peak Project : 070401 Setting : 17.5</p>	 <p>Site : 03CH11-HY Condition : PEAK(UNII) 3m HORN 9120D-HF VERTICAL Detector : Peak Project : 070401 Setting : 17.5</p>
<p>Avg.</p>	 <p>Site : 03CH11-HY Condition : AVG_BE_54 3m HORN 9120D-HF VERTICAL Detector : Peak Project : 070401 Setting : 17.5</p>	<p>Left blank</p>



WIFI	Band 1 5150~5250MHz Band Edge @ 3m	
ANT	802.11a CH44 5220MHz - R	
0	Vertical	Fundamental
<p>Peak</p>	 <p>Site : 03CH11-HY Condition : PEAK_BE_74 3m HORN 91200-HF VERTICAL Detector : Peak Project : 070401 Setting : 17.5</p>	<p>Left blank</p>
<p>Avg.</p>	 <p>Site : 03CH11-HY Condition : AVG_BE_54 3m HORN 91200-HF VERTICAL Detector : Peak Project : 070401 Setting : 17.5</p>	<p>Left blank</p>

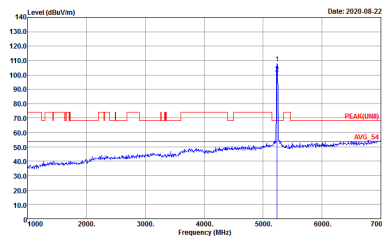
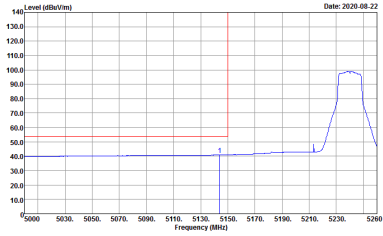


WIFI	Band 1 5150~5250MHz Band Edge @ 3m	
ANT	802.11a CH48 5240MHz - L	
0	Horizontal	Fundamental
<p>Peak</p>	 <p>Date: 2020-08-22</p> <p>Site : 03CH11-HY Condition : PEAK_BE_74 3m HORN 91200-HF HORIZONTAL RBW:1000.000KHz VBW:3000.000KHz SWT:Auto Detector : Peak Project : 070401 Setting : 17.5</p>	 <p>Date: 2020-08-22</p> <p>Site : 03CH11-HY Condition : PEAK(UNII) 3m HORN 91200-HF HORIZONTAL RBW:1000.000KHz VBW:3000.000KHz SWT:Auto Detector : Peak Project : 070401 Setting : 17.5</p>
<p>Avg.</p>	 <p>Date: 2020-08-22</p> <p>Site : 03CH11-HY Condition : AVG_BE_54 3m HORN 91200-HF HORIZONTAL RBW:1000.000KHz VBW:3000.000KHz SWT:Auto Detector : Peak Project : 070401 Setting : 17.5</p>	<p>Left blank</p>

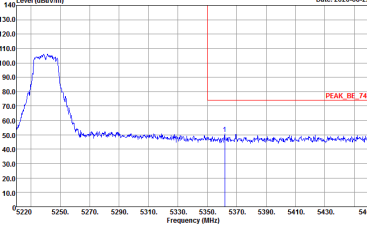
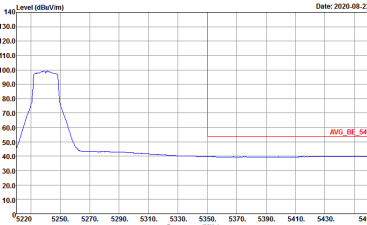


WIFI	Band 1 5150~5250MHz Band Edge @ 3m	
ANT	802.11a CH48 5240MHz - R	
0	Horizontal	Fundamental
<p>Peak</p>	<p>Site : 03CH11-HY Condition : PEAK_BE_74 3m HORN 91200-HF HORIZONTAL Detector : Peak Project : 070401 Setting : 17.5</p>	<p>Left blank</p>
<p>Avg.</p>	<p>Site : 03CH11-HY Condition : AVG_BE_54 3m HORN 91200-HF HORIZONTAL Detector : Peak Project : 070401 Setting : 17.5</p>	<p>Left blank</p>



WIFI	Band 1 5150~5250MHz Band Edge @ 3m	
ANT	802.11a CH48 5240MHz - L	
0	Vertical	Fundamental
Peak	 <p>Site : 03CH11-HY Condition : PEAK_BE_74 3m HORN 9120D-HF VERTICAL Detector : Peak Project : 070401 Setting : 17.5</p>	 <p>Site : 03CH11-HY Condition : PEAKUNII 3m HORN 9120D-HF VERTICAL Detector : Peak Project : 070401 Setting : 17.5</p>
Avg.	 <p>Site : 03CH11-HY Condition : AVG_BE_54 3m HORN 9120D-HF VERTICAL Detector : Peak Project : 070401 Setting : 17.5</p>	Left blank



WIFI	Band 1 5150~5250MHz Band Edge @ 3m	
ANT	802.11a CH48 5240MHz - R	
0	Vertical	Fundamental
<p>Peak</p>	 <p>Site : 03CH11-HY Condition : PEAK_BE_74 3m HORN 91200-HF VERTICAL Detector : Peak Project : 070401 Setting : 17.5</p>	<p>Left blank</p>
<p>Avg.</p>	 <p>Site : 03CH11-HY Condition : AVG_BE_54 3m HORN 91200-HF VERTICAL Detector : Peak Project : 070401 Setting : 17.5</p>	<p>Left blank</p>



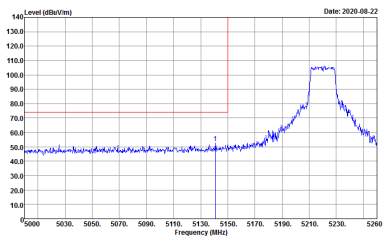
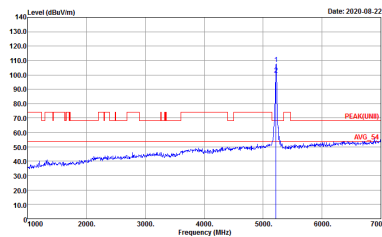
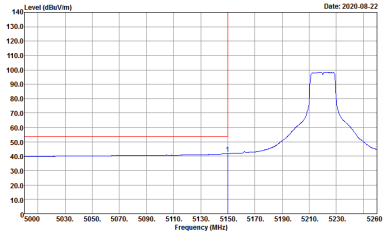
Band 1 5150~5250MHz
WIFI 802.11ac VHT20 (Band Edge @ 3m)

WIFI	Band 1 5150~5250MHz Band Edge @ 3m	
ANT	802.11ac VHT20 CH36 5180MHz	
0	Horizontal	Fundamental
Peak	<p>Site : 03CH11-HY Condition : PEAK_BE_74 3m HORN 91200-HF HORIZONTAL RBW:1000.000KHz VBW:3000.000KHz SWT:Auto Detector : Peak Project : 070401 Setting : 18.5</p>	<p>Site : 03CH11-HY Condition : PEAK(UNIT) 3m HORN 91200-HF HORIZONTAL RBW:1000.000KHz VBW:3000.000KHz SWT:Auto Detector : Peak Project : 070401 Setting : 18.5</p>
Avg.	<p>Site : 03CH11-HY Condition : AVG_BE_54 3m HORN 91200-HF HORIZONTAL RBW:1000.000KHz VBW:0.010KHz SWT:Auto Detector : Peak Project : 070401 Setting : 18.5</p>	Left blank

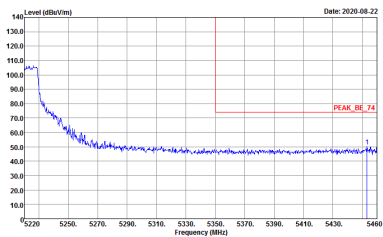
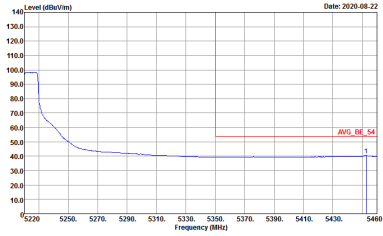


WIFI	Band 1 5150~5250MHz Band Edge @ 3m	
ANT	802.11ac VHT20 CH36 5180MHz	
0	Vertical	Fundamental
<p>Peak</p>	<p>Site : 03CH11-HY Condition : PEAK_BE_74 3m HORN 9120D-HF VERTICAL Detector : Peak Project : 070401 Setting : 18.5</p>	<p>Site : 03CH11-HY Condition : PEAK(UNII) 3m HORN 9120D-HF VERTICAL Detector : Peak Project : 070401 Setting : 18.5</p>
<p>Avg.</p>	<p>Site : 03CH11-HY Condition : AVG_BE_54 3m HORN 9120D-HF VERTICAL Detector : Peak Project : 070401 Setting : 18.5</p>	<p>Left blank</p>

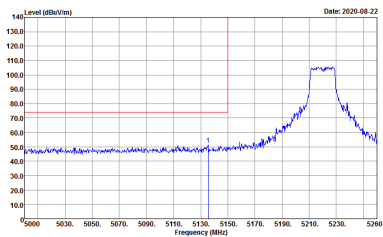
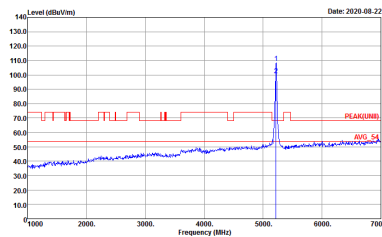
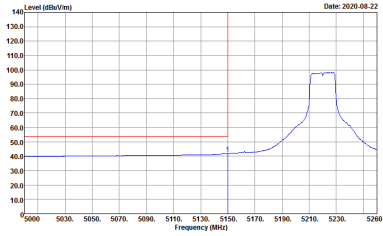


WIFI	Band 1 5150~5250MHz Band Edge @ 3m	
ANT	802.11ac VHT20 CH44 5220MHz - L	
0	Horizontal	Fundamental
Peak	 <p>Date: 2020-08-22</p> <p>Site : 03CH11-HY Condition : PEAK_BE_74 3m HORN 91200-HF HORIZONTAL : RBW:1000.000KHz VBW:3000.000KHz SWT:Auto Detector : Peak Project : 070401 Setting : 17.5</p>	 <p>Date: 2020-08-22</p> <p>Site : 03CH11-HY Condition : PEAK(UNII) 3m HORN 91200-HF HORIZONTAL : RBW:1000.000KHz VBW:3000.000KHz SWT:Auto Detector : Peak Project : 070401 Setting : 17.5</p>
Avg.	 <p>Date: 2020-08-22</p> <p>Site : 03CH11-HY Condition : AVG_BE_54 3m HORN 91200-HF HORIZONTAL : RBW:1000.000KHz VBW:3000.000KHz SWT:Auto Detector : Peak Project : 070401 Setting : 17.5</p>	Left blank

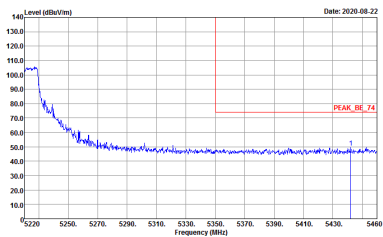
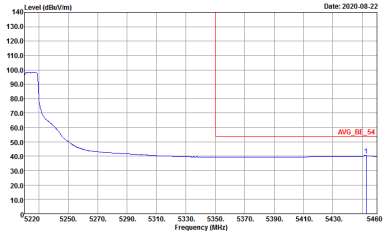


WIFI	Band 1 5150~5250MHz Band Edge @ 3m	
ANT	802.11ac VHT20 CH44 5220MHz - R	
0	Horizontal	Fundamental
<p>Peak</p>	 <p>Site : 03CH11-HY Condition : PEAK_BE_74 3m HORN 91200-HF HORIZONTAL Detector : Peak Project : 070401 Setting : 17.5</p>	<p>Left blank</p>
<p>Avg.</p>	 <p>Site : 03CH11-HY Condition : AVG_BE_54 3m HORN 91200-HF HORIZONTAL Detector : Peak Project : 070401 Setting : 17.5</p>	<p>Left blank</p>

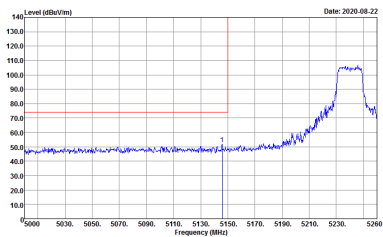
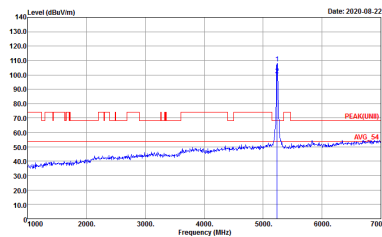
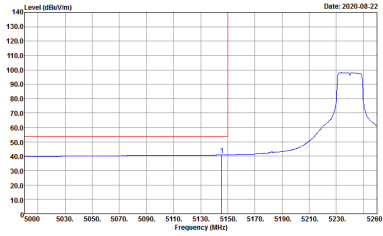


WIFI	Band 1 5150~5250MHz Band Edge @ 3m	
ANT	802.11ac VHT20 CH44 5220MHz - L	
0	Vertical	Fundamental
Peak	 <p>Date: 2020-08-22</p> <p>Site : 03CH11-HY Condition : PEAK_BE_74 3m HORN 91200-HF VERTICAL RBW:1000.000KHz VBW:3000.000KHz SWT:Auto Detector : Peak Project : 070401 Setting : 17.5</p>	 <p>Date: 2020-08-22</p> <p>Site : 03CH11-HY Condition : PEAK(UNII) 3m HORN 91200-HF VERTICAL RBW:1000.000KHz VBW:3000.000KHz SWT:Auto Detector : Peak Project : 070401 Setting : 17.5</p>
Avg.	 <p>Date: 2020-08-22</p> <p>Site : 03CH11-HY Condition : AVG_BE_54 3m HORN 91200-HF VERTICAL RBW:1000.000KHz VBW:3000.000KHz SWT:Auto Detector : Peak Project : 070401 Setting : 17.5</p>	Left blank



WIFI	Band 1 5150~5250MHz Band Edge @ 3m	
ANT	802.11ac VHT20 CH44 5220MHz - R	
0	Vertical	Fundamental
<p>Peak</p>	 <p>Site : 03CH11-HY Condition : PEAK_BE_74 3m HORN 91200-HF VERTICAL Detector : Peak Project : 070401 Setting : 17.5</p>	<p>Left blank</p>
<p>Avg.</p>	 <p>Site : 03CH11-HY Condition : AVG_BE_54 3m HORN 91200-HF VERTICAL Detector : Peak Project : 070401 Setting : 17.5</p>	<p>Left blank</p>

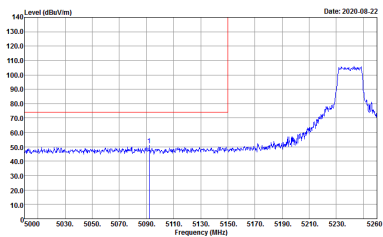
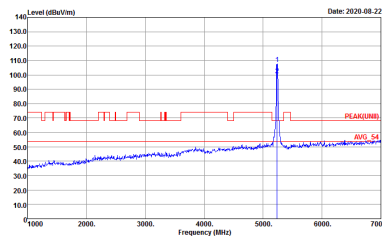
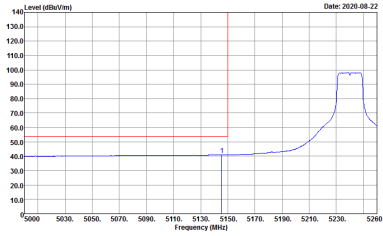


WIFI	Band 1 5150~5250MHz Band Edge @ 3m	
ANT	802.11ac VHT20 CH48 5240MHz - L	
0	Horizontal	Fundamental
Peak	 <p>Site : 03CH11-HY Condition : PEAK_BE_74 3m HORN 9120D-HF VERTICAL : RBW:1000.000KHz VBW:3000.000KHz SWT:Auto Detector : Peak Project : 070401 Setting : 17.5</p>	 <p>Site : 03CH11-HY Condition : PEAK(LIMB) 3m HORN 9120D-HF VERTICAL : RBW:1000.000KHz VBW:3000.000KHz SWT:Auto Detector : Peak Project : 070401 Setting : 17.5</p>
Avg.	 <p>Site : 03CH11-HY Condition : AVG_BE_54 3m HORN 9120D-HF VERTICAL : RBW:1000.000KHz VBW:3000.000KHz SWT:Auto Detector : Peak Project : 070401 Setting : 17.5</p>	Left blank

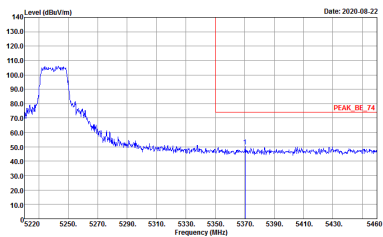
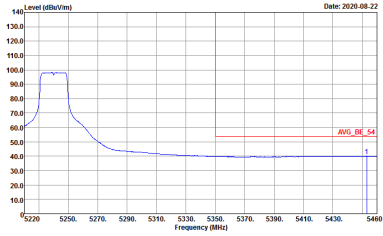


WIFI	Band 1 5150~5250MHz Band Edge @ 3m	
ANT	802.11ac VHT20 CH48 5240MHz - R	
0	Horizontal	Fundamental
<p>Peak</p>	<p>Site : 03CH11-HY Condition : PEAK_BE_74 3m HORN 91200-HF VERTICAL Detector : Peak Project : 070401 Setting : 17.5</p>	<p>Left blank</p>
<p>Avg.</p>	<p>Site : 03CH11-HY Condition : AVG_BE_54 3m HORN 91200-HF VERTICAL Detector : Peak Project : 070401 Setting : 17.5</p>	<p>Left blank</p>



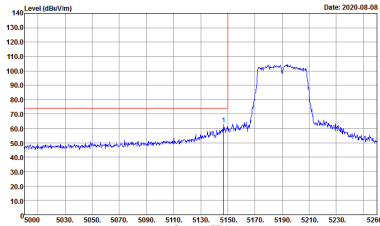
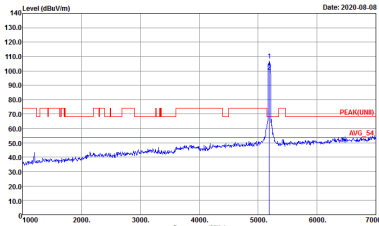
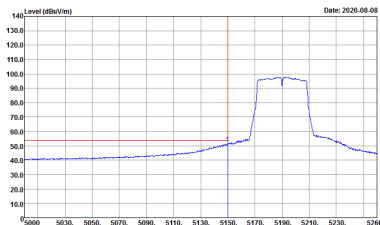
WIFI	Band 1 5150~5250MHz Band Edge @ 3m	
ANT	802.11ac VHT20 CH48 5240MHz - L	
0	Vertical	Fundamental
Peak	 <p>Site : 03CH11-HY Condition : PEAK_BE_74 3m HORN 91200-HF HORIZONTAL Detector : Peak Project : 070401 Setting : 17.5</p>	 <p>Site : 03CH11-HY Condition : PEAK(UNII) 3m HORN 91200-HF HORIZONTAL Detector : Peak Project : 070401 Setting : 17.5</p>
Avg.	 <p>Site : 03CH11-HY Condition : AVG_BE_54 3m HORN 91200-HF HORIZONTAL Detector : Peak Project : 070401 Setting : 17.5</p>	Left blank



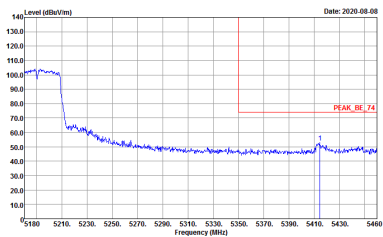
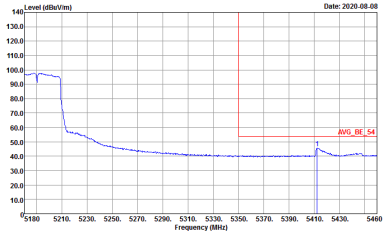
WIFI	Band 1 5150~5250MHz Band Edge @ 3m	
ANT	802.11ac VHT20 CH48 5240MHz - R	
0	Vertical	Fundamental
<p>Peak</p>	 <p>Site : 03CH11-HY Condition : PEAK_BE_74 3m HORN 91200-HF HORIZONTAL Detector : Peak Project : 070401 Setting : 17.5</p>	<p>Left blank</p>
<p>Avg.</p>	 <p>Site : 03CH11-HY Condition : AVG_BE_54 3m HORN 91200-HF HORIZONTAL Detector : Peak Project : 070401 Setting : 17.5</p>	<p>Left blank</p>



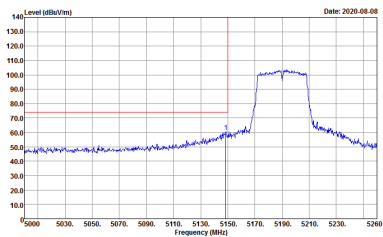
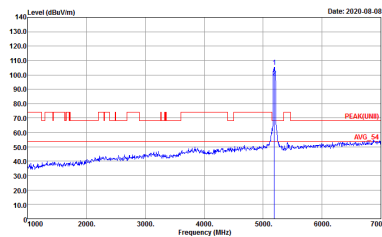
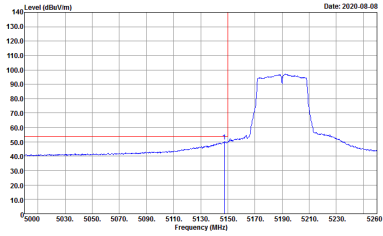
Band 1 5150~5250MHz
WIFI 802.11ac VHT40 (Band Edge @ 3m)

WIFI	Band 1 5150~5250MHz Band Edge @ 3m	
ANT	802.11ac VHT40 CH38 5190MHz - L	
0	Horizontal	Fundamental
Peak	 <p>Date: 2020-08-08</p> <p>Site : 03CHI1-HY Condition : PEAK_BE_74 3m HORN 91200-HF HORIZONTAL RBW:1000.000KHz VBW:3000.000KHz SWT:Auto Detector : Peak Project : 070401 Setting : 16.5</p>	 <p>Date: 2020-08-08</p> <p>Site : 03CHI1-HY Condition : PEAK(UNIT) 3m HORN 91200-HF HORIZONTAL RBW:1000.000KHz VBW:3000.000KHz SWT:Auto Detector : Peak Project : 070401 Setting : 16.5</p>
Avg.	 <p>Date: 2020-08-08</p> <p>Site : 03CHI1-HY Condition : AVG_BE_54 3m HORN 91200-HF HORIZONTAL RBW:1000.000KHz VBW:3.000KHz SWT:Auto Detector : Peak Project : 070401 Setting : 16.5</p>	Left blank

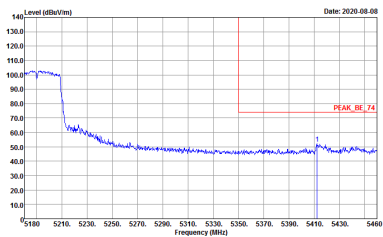
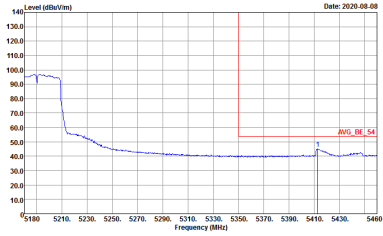


WIFI	Band 1 5150~5250MHz Band Edge @ 3m	
ANT	802.11ac VHT40 CH38 5190MHz - R	
0	Horizontal	Fundamental
<p>Peak</p>	 <p>Site : 03CH11-HY Condition : PEAK_BE_74 3m HORN 91200-HF HORIZONTAL Detector : Peak Project : 070401 Setting : 16.5</p>	<p>Left blank</p>
<p>Avg.</p>	 <p>Site : 03CH11-HY Condition : AVG_BE_54 3m HORN 91200-HF HORIZONTAL Detector : Peak Project : 070401 Setting : 16.5</p>	<p>Left blank</p>

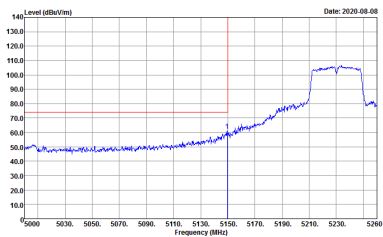
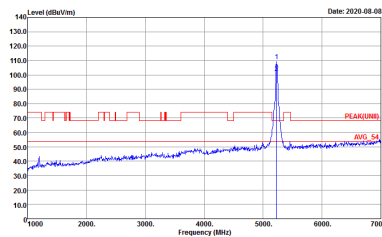
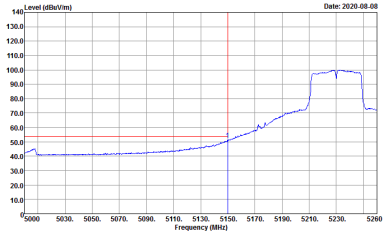


WIFI	Band 1 5150~5250MHz Band Edge @ 3m	
ANT	802.11ac VHT40 CH38 5190MHz - L	
0	Vertical	Fundamental
Peak	 <p>Site : 03CH11-HY Condition : PEAK_BE_74 3m HORN 91200-HF VERTICAL RBW:1000.000KHz VBW:3000.000KHz SWT:Auto Detector : Peak Project : 070401 Setting : 16.5</p>	 <p>Site : 03CH11-HY Condition : PEAK(UNII) 3m HORN 91200-HF VERTICAL RBW:1000.000KHz VBW:3000.000KHz SWT:Auto Detector : Peak Project : 070401 Setting : 16.5</p>
Avg.	 <p>Site : 03CH11-HY Condition : AVG_BE_54 3m HORN 91200-HF VERTICAL RBW:1000.000KHz VBW:3.000KHz SWT:Auto Detector : Peak Project : 070401 Setting : 16.5</p>	Left blank

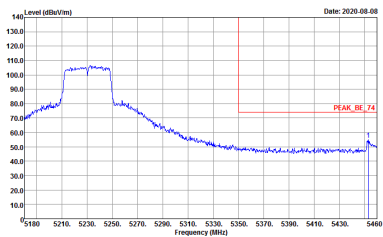
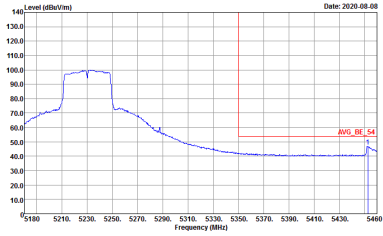


WIFI	Band 1 5150~5250MHz Band Edge @ 3m	
ANT	802.11ac VHT40 CH38 5190MHz - R	
0	Vertical	Fundamental
<p>Peak</p>	 <p>Site : 03CH11-HY Condition : PEAK_BE_74 3m HORN 91200-HF VERTICAL Detector : Peak Project : 070401 Setting : 16.5</p>	<p>Left blank</p>
<p>Avg.</p>	 <p>Site : 03CH11-HY Condition : AVG_BE_54 3m HORN 91200-HF VERTICAL Detector : Peak Project : 070401 Setting : 16.5</p>	<p>Left blank</p>



WIFI	Band 1 5150~5250MHz Band Edge @ 3m	
ANT	802.11ac VHT40 CH46 5230MHz - L	
0	Horizontal	Fundamental
Peak	 <p>Date: 2020-08-08</p> <p>Site : 03CH11-HY Condition : PEAK_BE_74 3m HORN 91200-HF HORIZONTAL : RBW:1000.000KHz VBW:3000.000KHz SWT:Auto Detector : Peak Project : 070401 Setting : 18.5</p>	 <p>Date: 2020-08-08</p> <p>Site : 03CH11-HY Condition : PEAK(UNII) 3m HORN 91200-HF HORIZONTAL : RBW:1000.000KHz VBW:3000.000KHz SWT:Auto Detector : Peak Project : 070401 Setting : 18.5</p>
Avg.	 <p>Date: 2020-08-08</p> <p>Site : 03CH11-HY Condition : AVG_BE_54 3m HORN 91200-HF HORIZONTAL : RBW:1000.000KHz VBW:3000.000KHz SWT:Auto Detector : Peak Project : 070401 Setting : 18.5</p>	Left blank

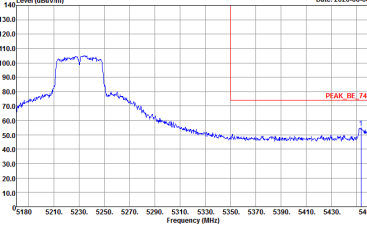
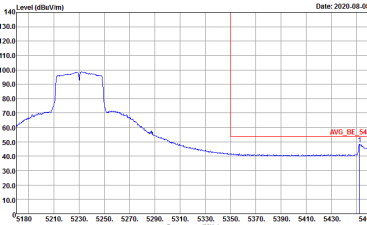


WIFI	Band 1 5150~5250MHz Band Edge @ 3m	
ANT	802.11ac VHT40 CH46 5230MHz - R	
0	Horizontal	Fundamental
<p>Peak</p>	 <p>Site : 03CH11-HY Condition : PEAK_BE_74 3m HORN 91200-HF HORIZONTAL Detector : Peak Project : 070401 Setting : 18.5</p>	<p>Left blank</p>
<p>Avg.</p>	 <p>Site : 03CH11-HY Condition : AVG_BE_54 3m HORN 91200-HF HORIZONTAL Detector : Peak Project : 070401 Setting : 18.5</p>	<p>Left blank</p>



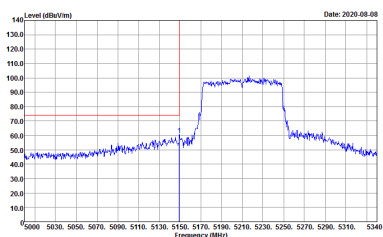
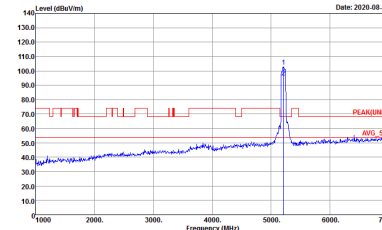
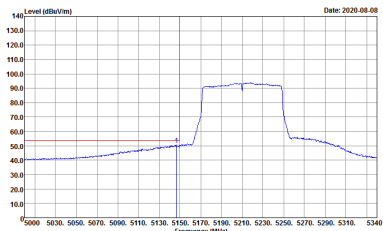
WIFI	Band 1 5150~5250MHz Band Edge @ 3m	
ANT	802.11ac VHT40 CH46 5230MHz - L	
0	Vertical	Fundamental
Peak	<p>Site : 03CH11-HY Condition : PEAK_BE_74 3m HORN 91200-HF VERTICAL : RBW:1000.000KHz VBW:3000.000KHz SWT:Auto Detector : Peak Project : 070401 Setting : 18.5</p>	<p>Site : 03CH11-HY Condition : PEAK(UNII) 3m HORN 91200-HF VERTICAL : RBW:1000.000KHz VBW:3000.000KHz SWT:Auto Detector : Peak Project : 070401 Setting : 18.5</p>
Avg.	<p>Site : 03CH11-HY Condition : AVG_BE_54 3m HORN 91200-HF VERTICAL : RBW:1000.000KHz VBW:3.000KHz SWT:Auto Detector : Peak Project : 070401 Setting : 18.5</p>	Left blank



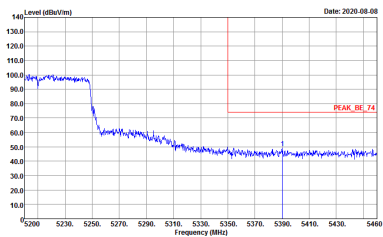
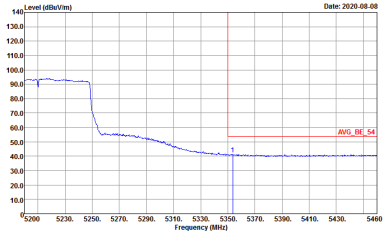
WIFI	Band 1 5150~5250MHz Band Edge @ 3m	
ANT	802.11ac VHT40 CH46 5230MHz - R	
0	Vertical	Fundamental
<p>Peak</p>	 <p>Site : 03CH11-HY Condition : PEAK_BE_74 3m HORN 91200-HF VERTICAL Detector : Peak Project : 070401 Setting : 18.5</p>	<p>Left blank</p>
<p>Avg.</p>	 <p>Site : 03CH11-HY Condition : AVG_BE_54 3m HORN 91200-HF VERTICAL Detector : Peak Project : 070401 Setting : 18.5</p>	<p>Left blank</p>



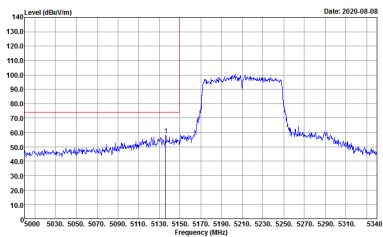
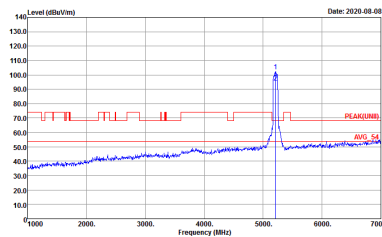
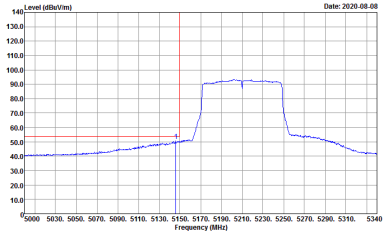
Band 1 5150~5250MHz
WIFI 802.11ac VHT80 (Band Edge @ 3m)

WIFI	Band 1 5150~5250MHz Band Edge @ 3m	
ANT	802.11ac VHT80 CH42 5210MHz - L	
0	Horizontal	Fundamental
Peak	 <p>Date: 2020-08-08</p> <p>Site : 03CH11-HY Condition : PEAK_BE_74 3m HORN 9120D-HF HORIZONTAL RBW:1000.000KHz VBW:3000.000KHz SWT:Auto Detector : Peak Project : 070401 Setting : 16.5</p>	 <p>Date: 2020-08-08</p> <p>Site : 03CH11-HY Condition : PEAK(UNIT) 3m HORN 9120D-HF HORIZONTAL RBW:1000.000KHz VBW:3000.000KHz SWT:Auto Detector : Peak Project : 070401 Setting : 16.5</p>
Avg.	 <p>Date: 2020-08-08</p> <p>Site : 03CH11-HY Condition : AVG_BE_54 3m HORN 9120D-HF HORIZONTAL RBW:1000.000KHz VBW:3.000KHz SWT:Auto Detector : Peak Project : 070401 Setting : 16.5</p>	Left blank

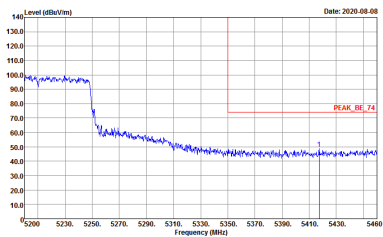
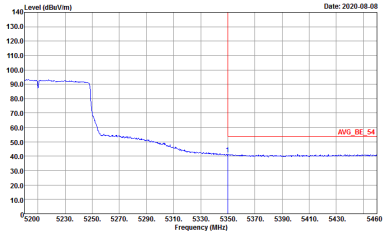


WIFI	Band 1 5150~5250MHz Band Edge @ 3m	
ANT	802.11ac VHT80 CH42 5210MHz - R	
0	Horizontal	Fundamental
<p>Peak</p>	 <p>Site : 03CH11-HY Condition : PEAK_BE_74 3m HORN 91200-HF HORIZONTAL : RBW:1000.000KHz VBW:3000.000KHz SWT:Auto Detector : Peak Project : 070401 Setting : 16.5</p>	<p>Left blank</p>
<p>Avg.</p>	 <p>Site : 03CH11-HY Condition : AVG_BE_54 3m HORN 91200-HF HORIZONTAL : RBW:1000.000KHz VBW:3.000KHz SWT:Auto Detector : Peak Project : 070401 Setting : 16.5</p>	<p>Left blank</p>



WIFI	Band 1 5150~5250MHz Band Edge @ 3m	
ANT	802.11ac VHT80 CH42 5210MHz - L	
0	Vertical	Fundamental
Peak	 <p>Site : 03CH11-HY Condition : PEAK_BE_74 3m HORN 91200-HF VERTICAL RBW:1000.000KHz VBW:3000.000KHz SWT:Auto Detector : Peak Project : 070401 Setting : 16.5</p>	 <p>Site : 03CH11-HY Condition : PEAK(UNII) 3m HORN 91200-HF VERTICAL RBW:1000.000KHz VBW:3000.000KHz SWT:Auto Detector : Peak Project : 070401 Setting : 16.5</p>
Avg.	 <p>Site : 03CH11-HY Condition : AVG_BE_54 3m HORN 91200-HF VERTICAL RBW:1000.000KHz VBW:3000.000KHz SWT:Auto Detector : Peak Project : 070401 Setting : 16.5</p>	Left blank




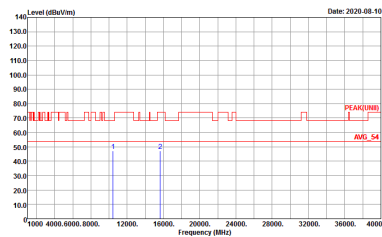
WIFI	Band 1 5150~5250MHz Band Edge @ 3m	
ANT	802.11ac VHT80 CH42 5210MHz - R	
0	Vertical	Fundamental
<p>Peak</p>	 <p>Site : 03CH11-HY Condition : PEAK_BE_74 3m HORN 91200-HF VERTICAL Detector : Peak Project : 070401 Setting : 16.5</p>	<p>Left blank</p>
<p>Avg.</p>	 <p>Site : 03CH11-HY Condition : AVG_BE_54 3m HORN 91200-HF VERTICAL Detector : Peak Project : 070401 Setting : 16.5</p>	<p>Left blank</p>



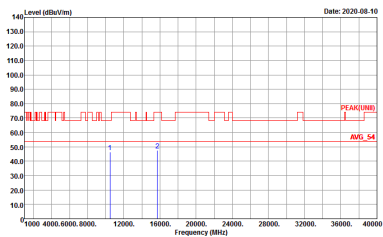
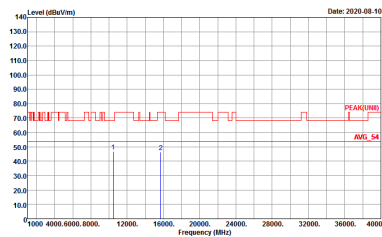
Band 1 - 5150~5250MHz
WIFI 802.11a (Harmonic @ 3m)

WIFI	Band 1 5150~5250MHz Harmonic @ 3m	
ANT	802.11a CH36 5180MHz	
0	Horizontal	Vertical
Peak Avg.	<p>Site : 03CH11-HY Condition : PEAK(LINE1) 3m HORN 9120D-HF HORIZONTAL Detector : Peak Project : 070401 Setting : 18.5</p>	<p>Site : 03CH11-HY Condition : PEAK(LINE1) 3m HORN 9120D-HF VERTICAL Detector : Peak Project : 070401 Setting : 18.5</p>



WIFI	Band 1 5150~5250MHz Harmonic @ 3m	
ANT	802.11a CH44 5220MHz	
0	Horizontal	Vertical
<p>Peak</p> <p>Avg.</p>	 <p>Site : 03SCH11-44Y Condition : PEAK(UNII) 3m HORN 91200-HF HORIZONTAL Detector : Peak Project : 070401 Setting : Z0</p>	 <p>Site : 03SCH11-44Y Condition : PEAK(UNII) 3m HORN 91200-HF VERTICAL Detector : Peak Project : 070401 Setting : Z0</p>



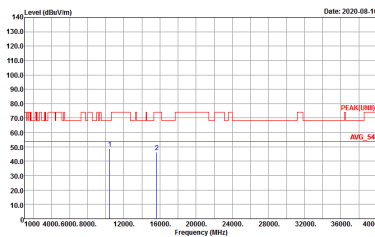
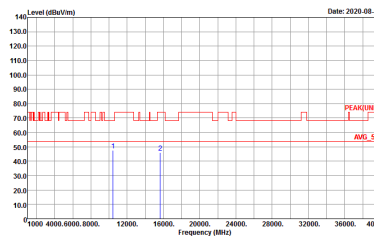
WIFI	Band 1 5150~5250MHz Harmonic @ 3m	
ANT	802.11a CH48 5240MHz	
0	Horizontal	Vertical
<p>Peak</p> <p>Avg.</p>	 <p>Site : 03CH11-44Y Condition : PEAK(UNII) 3m HORN 91200-HF HORIZONTAL Detector : Peak Project : 070401 Setting : Z0</p>	 <p>Site : 03CH11-44Y Condition : PEAK(UNII) 3m HORN 91200-HF VERTICAL Detector : Peak Project : 070401 Setting : Z0</p>



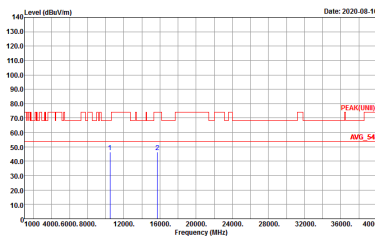
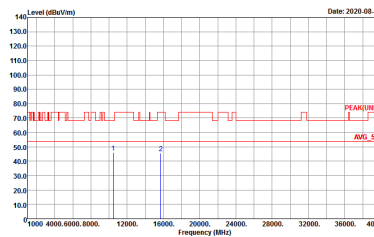
**Band 1 5150~5250MHz
WIFI 802.11ac VHT20 (Harmonic @ 3m)**

WIFI	Band 1 5150~5250MHz Harmonic @ 3m	
ANT	802.11ac VHT20 CH36 5180MHz	
0	Horizontal	Vertical
<p>Peak</p> <p>Avg.</p>	<p>Site : 03CHI1-HY Condition : PEAK(UNIT) 3m HORN 9120D-HF HORIZONTAL Detector : Peak Project : 070401 Setting : 18.5</p>	<p>Site : 03CHI1-HY Condition : PEAK(UNIT) 3m HORN 9120D-HF VERTICAL Detector : Peak Project : 070401 Setting : 18.5</p>



WIFI	Band 1 5150~5250MHz Harmonic @ 3m	
ANT	802.11ac VHT20 CH44 5220MHz	
0	Horizontal	Vertical
<p>Peak</p> <p>Avg.</p>	 <p>Site : 03CHEL14Y Condition : PEAK(UNII) 3m HORN 91200-HF HORIZONTAL Detector : Peak Project : 070401 Setting : Z0</p>	 <p>Site : 03CHEL14Y Condition : PEAK(UNII) 3m HORN 91200-HF VERTICAL Detector : Peak Project : 070401 Setting : Z0</p>



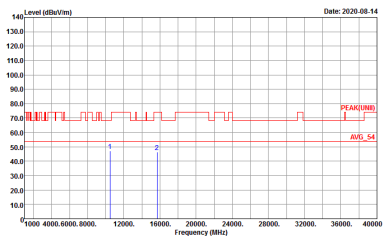
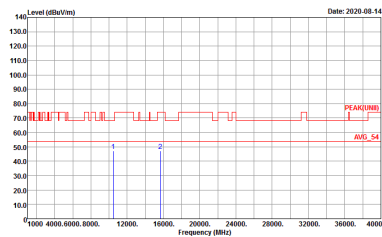
WIFI	Band 1 5150~5250MHz Harmonic @ 3m	
ANT	802.11ac VHT20 CH48 5240MHz	
0	Horizontal	Vertical
<p>Peak</p> <p>Avg.</p>	 <p>Site : 03SCH11-44Y Condition : PEAK(UNII) 3m HORN 91200-HF HORIZONTAL Detector : Peak Project : 070401 Setting : Z0</p>	 <p>Site : 03SCH11-44Y Condition : PEAK(UNII) 3m HORN 91200-HF VERTICAL Detector : Peak Project : 070401 Setting : Z0</p>



**Band 1 5150~5250MHz
WIFI 802.11ac VHT40 (Harmonic @ 3m)**

WIFI	Band 1 5150~5250MHz Harmonic @ 3m	
ANT	802.11ac VHT40 CH38 5190MHz	
0	Horizontal	Vertical
Peak Avg.	<p>Site : 03CHI1-HY Condition : PEAK(UNIT) 3m HORN 9120D-HF HORIZONTAL Detector : Peak Project : 070401 Setting : 16.5</p>	<p>Site : 03CHI1-HY Condition : PEAK(UNIT) 3m HORN 9120D-HF VERTICAL Detector : Peak Project : 070401 Setting : 16.5</p>



WIFI	Band 1 5150~5250MHz Harmonic @ 3m	
ANT	802.11ac VHT40 CH46 5230MHz	
0	Horizontal	Vertical
<p>Peak</p> <p>Avg.</p>	 <p>Site : 03SCH11-44Y Condition : PEAK(UNII) 3m HORN 91200-HF HORIZONTAL Detector : Peak Project : 070401 Setting : 18.5</p>	 <p>Site : 03SCH11-44Y Condition : PEAK(UNII) 3m HORN 91200-HF VERTICAL Detector : Peak Project : 070401 Setting : 18.5</p>

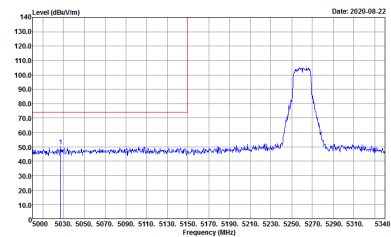
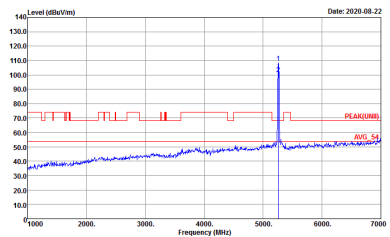
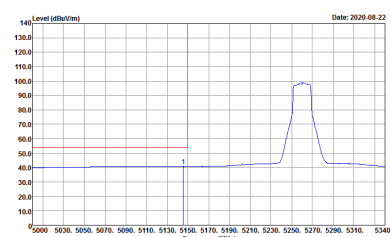


Band 1 5150~5250MHz
WIFI 802.11ac VHT80 (Harmonic @ 3m)

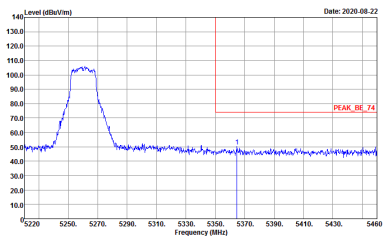
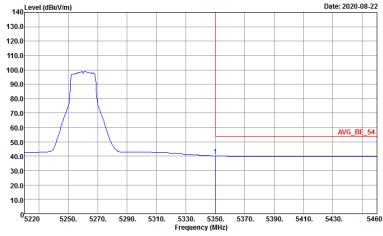
Table with 2 columns: Horizontal and Vertical. Each column contains a spectral plot of Level (dBm/100MHz) vs Frequency (MHz) with peak and average markers. Includes metadata like Site, Condition, Detector, Project, and Setting.



Band 2 - 5250~5350MHz
WIFI 802.11a (Band Edge @ 3m)

WIFI	Band 2 5250~5350MHz Band Edge @ 3m	
ANT	802.11a CH52 5260MHz - L	
0	Horizontal	Fundamental
Peak	 <p>Site : 03CH11-HY Condition : PEAK_BE_74 3m HORN 91200-HF HORIZONTAL : RBW:1000.000KHz VBW:3000.000KHz SWT:Auto Detector : Peak Project : 070401 Setting : 17.5</p>	 <p>Site : 03CH11-HY Condition : PEAK(LINE) 3m HORN 91200-HF HORIZONTAL : RBW:1000.000KHz VBW:3000.000KHz SWT:Auto Detector : Peak Project : 070401 Setting : 17.5</p>
Avg.	 <p>Site : 03CH11-HY Condition : AV6_BE_54 3m HORN 91200-HF HORIZONTAL : RBW:1000.000KHz VBW:0.0100KHz SWT:Auto Detector : Peak Project : 070401 Setting : 17.5</p>	Left blank

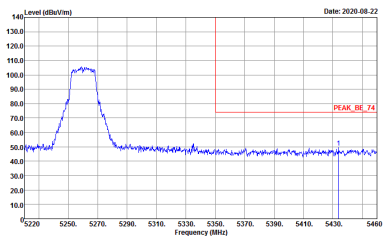
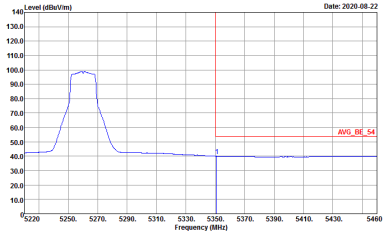


WIFI	Band 2 5250~5350MHz Band Edge @ 3m	
ANT	802.11a CH52 5260MHz - R	
0	Horizontal	Fundamental
<p>Peak</p>	 <p>Site : 03CH11-HY Condition : PEAK_BE_74 3m HORN 91200-HF HORIZONTAL Detector : Peak Project : 070401 Setting : 17.5</p>	<p>Left blank</p>
<p>Avg.</p>	 <p>Site : 03CH11-HY Condition : AVG_BE_54 3m HORN 91200-HF HORIZONTAL Detector : Peak Project : 070401 Setting : 17.5</p>	<p>Left blank</p>

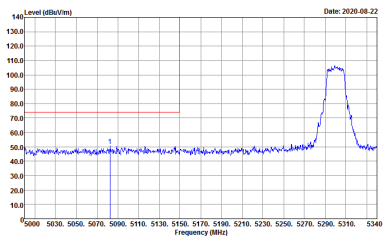
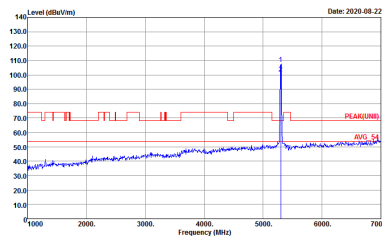
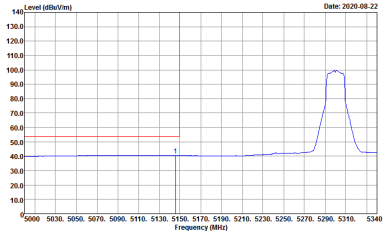


WIFI	Band 2 5250~5350MHz Band Edge @ 3m	
ANT	802.11a CH52 5260MHz - L	
0	Vertical	Fundamental
<p>Peak</p>	<p>Site : 03CH11-HY Condition : PEAK_BE_74 3m HORN 9120D-HF VERTICAL Detector : Peak Project : 070401 Setting : 17.5</p>	<p>Site : 03CH11-HY Condition : PEAK(LINII) 3m HORN 9120D-HF VERTICAL Detector : Peak Project : 070401 Setting : 17.5</p>
<p>Avg.</p>	<p>Site : 03CH11-HY Condition : AVG_BE_54 3m HORN 9120D-HF VERTICAL Detector : Peak Project : 070401 Setting : 17.5</p>	<p>Left blank</p>



WIFI	Band 2 5250~5350MHz Band Edge @ 3m	
ANT	802.11a CH52 5260MHz - R	
0	Vertical	Fundamental
Peak	 <p>Site : 03CH11-HY Condition : PEAK_BE_74 3m HORN 91200-HF VERTICAL Detector : Peak Project : 070401 Setting : 17.5</p>	Left blank
Avg.	 <p>Site : 03CH11-HY Condition : AVG_BE_54 3m HORN 91200-HF VERTICAL Detector : Peak Project : 070401 Setting : 17.5</p>	Left blank



WIFI	Band 2 5250~5350MHz Band Edge @ 3m	
ANT	802.11a CH60 5300MHz - L	
0	Horizontal	Fundamental
<p>Peak</p>	 <p>Site : 03CH11-HY Condition : PEAK_BE_74 3m HORN 9120D-HF HORIZONTAL Detector : Peak Project : 070401 Setting : 17.5</p>	 <p>Site : 03CH11-HY Condition : PEAKUNII 3m HORN 9120D-HF HORIZONTAL Detector : Peak Project : 070401 Setting : 17.5</p>
<p>Avg.</p>	 <p>Site : 03CH11-HY Condition : AVG_BE_54 3m HORN 9120D-HF HORIZONTAL Detector : Peak Project : 070401 Setting : 17.5</p>	<p>Left blank</p>