

Appendix E. Setup Photographs

<Conducted Emission>

Remote View





Rear View




<Radiated Emission>


<CDD Mode>

X Plane with Adapter for Ant. 1

LF




HF



Z Plane with Adapter for Ant. 0 and MIMO Ant. 0+1

LF




HF




<TXBF Mode>

X Plane with Notebook

LF



HF



————THE END————