


Appendix C. Setup Photographs

<Radiated Emission>

Z Plane for Cellular Band

LF




HF



Y Plane for PCS Band

LF




HF



X Plane for AWS Band

LF



HF



————THE END————