


Appendix E. Setup Photographs

<Conducted Emission>

Remote View





Rear View




<Radiated Emission>

X Plane for Ant. 1

LF



HF




SHF

Y Plane for Ant. 2

LF



HF



SHF





Z Plane for MIMO Ant. 1+2

LF



HF



SHF

—————THE END—————