


Appendix E. Setup Photographs

<Conducted Emission>

Remote View





Rear View



<Radiated Emission>


<CDD Mode>

X plane for Ant. 1 and Ant. 2

LF



HF





Z plane for MIMO Ant. 1+2

LF



HF




SHF


<TXBF Mode>


X plane with Notebook

LF



HF



SHF

—————THE END—————