

## Appendix E. Setup Photographs

### <Conducted Emission>

Remote View





Rear View



<Radiated Emission>


<CDD Mode>

X Plane for Ant. 1 and Ant. 2

LF




HF




## Z Plane for MIMO Ant. 1+2

LF



HF




<TXBF Mode>

Z Plane

LF



HF



————THE END————