




Appendix A. Test Setup Photos

The equipment under test was placed on a wooden desk inside of shield room. The isotropic field probe was used to measure the field strength for 6 EUT surfaces, RF exposure evaluation at 15 cm surrounding the device and 20 cm above the top surface, the separation distance is maintained between EUT and the center of the field probe. (The Probe to shell is 8 mm)


	
<p>Wireless charger and Client device</p>	<p>Client device is placed directly in contact with the wireless charger (transmitter).</p>



Position A @ 20cm separation distance




Position B @ 15cm separation distance




Position C @ 15cm separation distance



Position D @ 15cm separation distance



Position E @ 15cm separation distance



Position F @ 15cm separation distance