


Appendix A. Test Photos

1. Photographs of Radiated Emissions Test Configuration

Mode 1 (Set 1 Dipole antenna / 3.96dBi)

FRONT VIEW




REAR VIEW



Mode 2 (Set 5 Polarized Dipole antenna)

FRONT VIEW




REAR VIEW




Mode 3 (Set 6 Panel antenna / 2.66dBi)

FRONT VIEW




REAR VIEW




Mode 4 (Set 7 Polarized Panel antenna / 3.89dBi)

FRONT VIEW




REAR VIEW




Mode 5 (Set 8 Patch antenna / 3.26dBi)

FRONT VIEW




REAR VIEW



Mode 6 (Set 9 Monopole antenna / Chain 1: 6.8dBi, Chain 2: 6.7dBi, Chain 3: 6.6dBi, Chain 4: 5.9dBi)

FRONT VIEW



REAR VIEW

