



FCC RADIO TEST REPORT

FCC ID : UZ7CC600
Equipment : Customer Concierge
Brand Name : ZEBRA
Model Name : CC600
Applicant : Zebra Technologies Corporation
1 Zebra Plaza, Holtsville, NY 11742
Manufacturer : Zebra Technologies Corporation
1 Zebra Plaza, Holtsville, NY 11742
Standard : FCC Part 15 Subpart E §15.407

The product was received on Jul. 31, 2019 and testing was started from Aug. 21, 2019 and completed on Oct. 24, 2019. We, SPORTON INTERNATIONAL INC., EMC & Wireless Communications Laboratory, would like to declare that the tested sample has been evaluated in accordance with the test procedures and has been in compliance with the applicable technical standards.

The report must not be used by the client to claim product certification, approval, or endorsement by TAF or any agency of government.

The test results in this variant report apply exclusively to the tested model / sample. Without written approval of SPORTON INTERNATIONAL INC. EMC & Wireless Communications Laboratory, the test report shall not be reproduced except in full.

Louis Wu

Approved by: Louis Wu

SPORTON INTERNATIONAL INC. EMC & Wireless Communications Laboratory
No. 52, Huaya 1st Rd., Guishan Dist., Taoyuan City, Taiwan (R.O.C.)



Table of Contents

History of this test report..... 3

Summary of Test Result..... 4

1 General Description 5

 1.1 Product Feature of Equipment Under Test..... 5

 1.2 Product Specification of Equipment Under Test..... 6

 1.3 Modification of EUT 8

 1.4 Testing Location 8

 1.5 Applicable Standards..... 9

2 Test Configuration of Equipment Under Test 10

 2.1 Carrier Frequency and Channel 10

 2.2 Test Mode..... 12

 2.3 Connection Diagram of Test System..... 15

 2.4 EUT Operation Test Setup 15

 2.5 Measurement Results Explanation Example..... 15

3 Test Result 16

 3.1 Maximum Conducted Output Power Measurement 16

 3.2 Power Spectral Density Measurement 25

 3.3 Unwanted Emissions Measurement 34

 3.4 Antenna Requirements 40

4 List of Measuring Equipment..... 42

5 Uncertainty of Evaluation 44

Appendix A. Radiated Spurious Emission

Appendix B. Radiated Spurious Emission Plots

Appendix C. Duty Cycle Plots

Appendix D. Setup Photographs



History of this test report

Report No.	Version	Description	Issued Date
FR911110-03D	01	Initial issue of report	Nov. 14, 2019



Summary of Test Result

Report Clause	Ref Std. Clause	Test Items	Result (PASS/FAIL)	Remark
-	15.403(i)	26dB Bandwidth	Not Required	-
-	2.1049	99% Occupied Bandwidth	Not Required	-
3.1	15.407(a)	Maximum Conducted Output Power	Pass	-
3.2	15.407(a)	Power Spectral Density	Pass	-
3.3	15.407(b)	Unwanted Emissions	Pass	Under limit 0.01 dB at 88.200 MHz
-	15.207	AC Conducted Emission	Pass	
-	15.407(c)	Automatically Discontinue Transmission	Not Required	-
3.4	15.203 15.407(a)	Antenna Requirement	Pass	-

Remark:

1. Not required means after assessing, test items are not necessary to carry out.
2. This is a variant report by changing antenna to external dipole antenna. All the test cases were performed on original report which can be referred to Sporton Report Number FR911110D. Based on the original report, the test cases were verified.

Declaration of Conformity:
The test results with all measurement uncertainty excluded are presented in accordance with the regulation limits or requirements declared by manufacturers.
Comments and Explanations:
The declared of product specification for EUT presented in the report are provided by the manufacturer, and the manufacturer takes all the responsibilities for the accuracy of product specification.

Reviewed by: Wii Chang
Report Producer: Lucy Wu



1 General Description

1.1 Product Feature of Equipment Under Test

Product Feature	
Equipment	Customer Concierge
Brand Name	ZEBRA
Model Name	CC600
FCC ID	UZ7CC600
EUT supports Radios application	WLAN 11a/b/g/n HT20/HT40 WLAN 11ac VHT20/VHT40/VHT80 Bluetooth BR/EDR/LE
HW Version	DV
SW Version	01-18-02.00-OG-U00-STD
FW Version	FUSION_QA_2_1.4.0.002_O
MFD	30JUL19
EUT Stage	Engineering Sample

Remark: The above EUT's information was declared by manufacturer.

Specification of Accessories				
AC Adaptor	Brand Name	ZEBRA	Part Number	PWR-BUA5V16W0WW
DC Cable	Brand Name	ZEBRA	Part Number	CBL-DC-383A1-01
AC Cable	Brand Name	ZEBRA	Part Number	50-16000-182R

Support Unit Used in Test Configuration and System				
POE	Brand Name	Microsemi	Part Number	PD-9501GR/AC



1.2 Product Specification of Equipment Under Test

Standards-related Product Specification	
Tx/Rx Frequency Range	5180 MHz ~ 5240 MHz 5260 MHz ~ 5320 MHz 5500 MHz ~ 5720 MHz
Maximum Output Power to Antenna <CDD Modes>	<p><5180 MHz ~ 5240 MHz></p> <p><Ant. 1> 802.11a : 19.20 dBm / 0.0832 W 802.11n HT20 : 18.70 dBm / 0.0741 W 802.11n HT40 : 19.00 dBm / 0.0794 W 802.11ac VHT20: 17.80 dBm / 0.0603 W 802.11ac VHT40: 18.90 dBm / 0.0776 W 802.11ac VHT80: 15.00 dBm / 0.0316 W</p> <p><Ant. 2> 802.11a : 18.70 dBm / 0.0741 W 802.11n HT20 : 18.10 dBm / 0.0646 W 802.11n HT40 : 18.20 dBm / 0.0661 W 802.11ac VHT20: 18.00 dBm / 0.0631 W 802.11ac VHT40: 18.10 dBm / 0.0646 W 802.11ac VHT80: 17.50 dBm / 0.0562 W</p> <p>MIMO <Ant. 1+2> 802.11a : 19.91 dBm / 0.0979 W 802.11n HT20 : 20.36 dBm / 0.1086 W 802.11n HT40 : 21.41 dBm / 0.1384 W 802.11ac VHT20: 20.26 dBm / 0.1062 W 802.11ac VHT40: 21.31 dBm / 0.1352 W 802.11ac VHT80: 15.22 dBm / 0.0333 W</p>
	<p><5260 MHz ~ 5320 MHz></p> <p><Ant. 1> 802.11a : 19.00 dBm / 0.0794 W 802.11n HT20 : 18.90 dBm / 0.0776 W 802.11n HT40 : 18.60 dBm / 0.0724 W 802.11ac VHT20: 18.80 dBm / 0.0759 W 802.11ac VHT40: 18.50 dBm / 0.0708 W 802.11ac VHT80: 14.00 dBm / 0.0251 W</p> <p><Ant. 2> 802.11a : 19.20 dBm / 0.0832 W 802.11n HT20 : 18.30 dBm / 0.0676 W 802.11n HT40 : 18.30 dBm / 0.0676 W 802.11ac VHT20: 18.20 dBm / 0.0661 W 802.11ac VHT40: 18.20 dBm / 0.0661 W 802.11ac VHT80: 12.80 dBm / 0.0191 W</p> <p>MIMO <Ant. 1+2> 802.11a : 19.62 dBm / 0.0916 W 802.11n HT20 : 20.46 dBm / 0.1112 W 802.11n HT40 : 22.16 dBm / 0.1644 W 802.11ac VHT20: 20.36 dBm / 0.1086 W 802.11ac VHT40: 22.06 dBm / 0.1607 W 802.11ac VHT80: 10.11 dBm / 0.0103 W</p>



Standards-related Product Specification	
<p>Maximum Output Power to Antenna <CDD Modes></p>	<p><5500 MHz ~ 5720 MHz> <Ant. 1> 802.11a : 20.00 dBm / 0.1000 W 802.11n HT20 : 19.70 dBm / 0.0933 W 802.11n HT40 : 20.20 dBm / 0.1047 W 802.11ac VHT20: 19.60 dBm / 0.0912 W 802.11ac VHT40: 20.10 dBm / 0.1023 W 802.11ac VHT80: 19.50 dBm / 0.0891 W <Ant. 2> 802.11a : 20.10 dBm / 0.1023 W 802.11n HT20 : 19.30 dBm / 0.0851 W 802.11n HT40 : 19.70 dBm / 0.0933 W 802.11ac VHT20: 19.20 dBm / 0.0832 W 802.11ac VHT40: 19.60 dBm / 0.0912 W 802.11ac VHT80: 19.60 dBm / 0.0912 W MIMO <Ant. 1+2> 802.11a : 18.47 dBm / 0.0703 W 802.11n HT20 : 18.86 dBm / 0.0769 W 802.11n HT40 : 21.51 dBm / 0.1416 W 802.11ac VHT20: 18.71 dBm / 0.0743 W 802.11ac VHT40: 21.41 dBm / 0.1384 W 802.11ac VHT80: 21.37 dBm / 0.1371 W</p>
<p>Maximum Output Power to Antenna <TXBF Modes></p>	<p><5180 MHz ~ 5240 MHz> MIMO <Ant. 1+2> 802.11ac VHT20: 18.06 dBm / 0.0640 W 802.11ac VHT40: 21.16 dBm / 0.1306 W 802.11ac VHT80: 18.53 dBm / 0.0713 W <5260 MHz ~ 5320 MHz> MIMO <Ant. 1+2> 802.11ac VHT20: 17.67 dBm / 0.0585 W 802.11ac VHT40: 19.76 dBm / 0.0946 W 802.11ac VHT80: 15.87 dBm / 0.0386 W <5500 MHz ~ 5720 MHz> MIMO <Ant. 1+2> 802.11ac VHT20: 18.60 dBm / 0.0724 W 802.11ac VHT40: 20.27 dBm / 0.1064 W 802.11ac VHT80: 20.26 dBm / 0.1062 W</p>
<p>Antenna Type / Gain</p>	<p><5180 MHz ~ 5240 MHz> Ant. 1 : External Dipole Antenna with gain 2.30 dBi Ant. 2 : External Dipole Antenna with gain 2.30 dBi <5260 MHz ~ 5320 MHz> Ant. 1 : External Dipole Antenna with gain 2.30 dBi Ant. 2 : External Dipole Antenna with gain 2.30 dBi <5500 MHz ~ 5720 MHz> Ant. 1 : External Dipole Antenna with gain 2.30 dBi Ant. 2 : External Dipole Antenna with gain 2.30 dBi</p>



Standards-related Product Specification			
Type of Modulation	802.11a/n : OFDM (BPSK/QPSK/16QAM/64QAM) 802.11ac : OFDM (BPSK/QPSK/16QAM/64QAM/256QAM)		
Antenna Function Description		Ant. 1	Ant. 2
	802.11 a/n/ac	V	V
	802.11 a/n/ac MIMO	V	V
	802.11 ac TXBF	V	V

Note: MIMO Ant. 1+2 is a calculated result from sum of the power MIMO Ant. 1 and MIMO Ant. 2.

1.3 Modification of EUT

No modifications are made to the EUT during all test items.

1.4 Testing Location

Test Site	SPORTON INTERNATIONAL INC. EMC & Wireless Communications Laboratory		
Test Site Location	No.52, Huaya 1st Rd., Guishan Dist., Taoyuan City, Taiwan (R.O.C.) TEL: +886-3-327-3456 FAX: +886-3-328-4978		
Test Site No.	Sporton Site No.		
	TH05-HY		

Note: The test site complies with ANSI C63.4 2014 requirement.

Test Site	SPORTON INTERNATIONAL INC. EMC & Wireless Communications Laboratory		
Test Site Location	No.58, Aly. 75, Ln. 564, Wenhua 3rd, Rd., Guishan Dist., Taoyuan City, Taiwan (R.O.C.) TEL: +886-3-327-0868 FAX: +886-3-327-0855		
Test Site No.	Sporton Site No.		
	03CH15-HY		

Note: The test site complies with ANSI C63.4 2014 requirement.

FCC designation No.: TW1190 and TW0007



1.5 Applicable Standards

According to the specifications of the manufacturer, the EUT must comply with the requirements of the following standards:

- ♦ FCC Part 15 Subpart E
- ♦ FCC KDB 789033 D02 General UNII Test Procedures New Rules v02r01.
- ♦ FCC KDB 414788 D01 Radiated Test Site v01r01.
- ♦ FCC KDB 662911 D01 Multiple Transmitter Output v02r01.
- ♦ ANSI C63.10-2013

Remark:

1. All test items were verified and recorded according to the standards and without any deviation during the test.
2. This EUT has also been tested and complied with the requirements of FCC Part 15, Subpart B, recorded in a separate test report.



2 Test Configuration of Equipment Under Test

The EUT has been associated with peripherals and configuration operated in a manner tended to maximize its emission characteristics in a typical application. Frequency range investigated: radiation emission (9 kHz to the 10th harmonic of the highest fundamental frequency or to 40 GHz, whichever is lower). For radiated measurement, pre-scanned in two configuration of External Antenna (Antenna lying 40 degree and upstanding tilt 40 degree). The worst cases (Antenna lying 40 degree) were recorded in this report.

2.1 Carrier Frequency and Channel

Frequency Band	Channel	Freq. (MHz)	Channel	Freq. (MHz)
5150-5250 MHz Band 1 (U-NII-1)	36	5180	44	5220
	38*	5190	46*	5230
	40	5200	48	5240
	42#	5210		

Frequency Band	Channel	Freq. (MHz)	Channel	Freq. (MHz)
5250-5350 MHz Band 2 (U-NII-2A)	52	5260	60	5300
	54*	5270	62*	5310
	56	5280	64	5320
	58#	5290		

Frequency Band	Channel	Freq. (MHz)	Channel	Freq. (MHz)
5470-5725 MHz Band 3 (U-NII-2C)	100	5500	112	5560
	102*	5510	116	5580
	104	5520	132	5660
	106#	5530	134*	5670
	108	5540	136	5680
	110*	5550	140	5700



Frequency Band	Channel	Freq. (MHz)	Channel	Freq. (MHz)
TDWR Channel	118*	5590	124	5620
	120	5600	126*	5630
	122 [#]	5610	128	5640

Frequency Band	Channel	Freq. (MHz)	Channel	Freq. (MHz)
Straddle Channel	138 [#]	5690	144	5720
	142*	5710		

Note:

1. The above Frequency and Channel in "*" were 802.11n HT40 and 802.11ac VHT40.
2. The above Frequency and Channel in "[#]" were 802.11ac VHT80.



2.2 Test Mode

Final test modes are considering the modulation and worse data rates as below table.

Single Mode

Modulation	Data Rate
802.11a	6 Mbps
802.11n HT20	MCS0
802.11n HT40	MCS0
802.11ac VHT20 (Covered by HT20)	MCS0
802.11ac VHT40 (Covered by HT40)	MCS0
802.11ac VHT80	MCS0

MIMO Mode

Modulation	Data Rate
802.11a	6 Mbps
802.11n HT20	MCS0
802.11n HT40	MCS0
802.11ac VHT20 (Covered by HT20)	MCS0
802.11ac VHT40 (Covered by HT40)	MCS0
802.11ac VHT80	MCS0

TXBF Mode

Modulation	Data Rate
802.11ac VHT20	MCS0
802.11ac VHT40	MCS0
802.11ac VHT80	MCS0



<CDD Mode>

Ch. #		Band I : 5150-5250 MHz	Band II : 5250-5350 MHz	Band III : 5470-5725MHz
		802.11a	802.11a	802.11a
L	Low	36	52	100
M	Middle	44	60	116
H	High	48	64	140
Straddle		-	-	144

Ch. #		Band I : 5150-5250 MHz	Band II : 5250-5350 MHz	Band III : 5470-5725MHz
		802.11n HT20	802.11n HT20	802.11n HT20
L	Low	36	52	100
M	Middle	44	60	116
H	High	48	64	140
Straddle		-	-	144

Ch. #		Band I : 5150-5250 MHz	Band II : 5250-5350 MHz	Band III : 5470-5725MHz
		802.11n HT40	802.11n HT40	802.11n HT40
L	Low	38	54	102
M	Middle	-	-	110
H	High	46	62	134
Straddle		-	-	142

Ch. #		Band I : 5150-5250 MHz	Band II : 5250-5350 MHz	Band III : 5470-5725MHz
		802.11ac VHT80	802.11ac VHT80	802.11ac VHT80
L	Low	-	-	106
M	Middle	42	58	-
H	High	-	-	122
Straddle		-	-	138



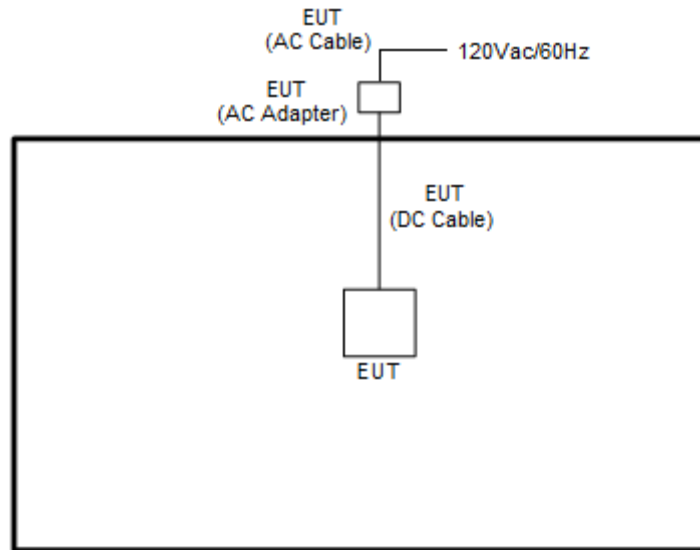
<TXBF Mode>

Ch. #		Band I : 5150-5250 MHz	Band II : 5250-5350 MHz	Band III : 5470-5725MHz
		802.11ac VHT20	802.11ac VHT20	802.11ac VHT20
L	Low	36	52	100
M	Middle	44	60	116
H	High	48	64	140
Straddle		-	-	144

Ch. #		Band I : 5150-5250 MHz	Band II : 5250-5350 MHz	Band III : 5470-5725MHz
		802.11ac VHT40	802.11ac VHT40	802.11ac VHT40
L	Low	38	54	102
M	Middle	-	-	110
H	High	46	62	134
Straddle		-	-	142

Ch. #		Band I : 5150-5250 MHz	Band II : 5250-5350 MHz	Band III : 5470-5725MHz
		802.11ac VHT80	802.11ac VHT80	802.11ac VHT80
L	Low	-	-	106
M	Middle	42	58	-
H	High	-	-	122
Straddle		-	-	138

2.3 Connection Diagram of Test System



2.4 EUT Operation Test Setup

The RF test items, utility “QRCT v 3.0.298.0” was installed in Notebook which was programmed in order to make the EUT get into the engineering modes to provide channel selection, power level, data rate and the application type and for continuous transmitting signals.

For TXBF mode, the modulation modes and data rates manipulated by the command lines in the engineering program made the EUT link to another EUT by power under the normal operation. The “adb” software tool was used to enable the EUT to transmit signals continuously.

2.5 Measurement Results Explanation Example

For all conducted test items:

The offset level is set in the spectrum analyzer to compensate the RF cable loss and attenuator factor between EUT conducted output port and spectrum analyzer. With the offset compensation, the spectrum analyzer reading level is exactly the EUT RF output level.

Example :

The spectrum analyzer offset is derived from RF cable loss and attenuator factor.

Offset = RF cable loss + attenuator factor.

Following shows an offset computation example with cable loss 4.2 dB and 10dB attenuator.

$$\begin{aligned} \text{Offset}(dB) &= \text{RF cable loss}(dB) + \text{attenuator factor}(dB). \\ &= 4.2 + 10 = 14.2 \text{ (dB)} \end{aligned}$$



3 Test Result

3.1 Maximum Conducted Output Power Measurement

3.1.1 Limit of Maximum Conducted Output Power

<FCC 14-30 CFR 15.407>

For the 5.15–5.25 GHz bands:

- For mobile and portable client devices in the 5.15–5.25 GHz band, the maximum conducted output power over the frequency band of operation shall not exceed 250 mW. For an indoor access point operating in the band 5.15-5.25 GHz, the maximum conducted output power over the frequency band of operation shall not exceed 1 W.

For the 5.25–5.725 GHz bands:

- The maximum conducted output power over the frequency bands of operation shall not exceed the lesser of 250 mW or $11 \text{ dBm} + 10 \log B$, where B is the 26 dB emission bandwidth in megahertz.

For Straddle Channel, according to KDB 789033 D02 General UNII Test Procedures New Rules v02r01, if the power and PSD of the devices are uniform and comply with the lower limits specified for the U-NII-2 bands, a single measurement over the entire emission bandwidth can be performed to show compliance.

If transmitting antennas of directional gain greater than 6 dBi are used, the peak output power shall be reduced by the amount in dB that the directional gain of the antenna exceeds 6 dBi.

Note that U-NII-2 band, devices with a maximum e.i.r.p. greater than 500 mW shall implement TPC in order to have the capability to operate at least 6 dB below the maximum permitted e.i.r.p. of 1 W.

3.1.2 Measuring Instruments

See list of measuring equipment of this test report.

3.1.3 Test Procedures

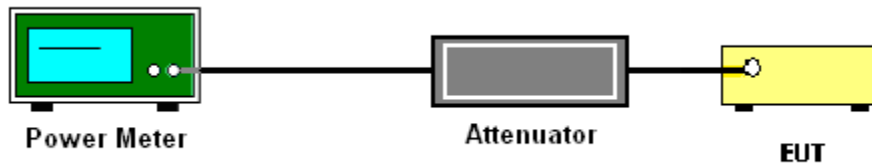
The testing follows Method PM-G of FCC KDB 789033 D02 General UNII Test Procedures New Rules v02r01.

Method PM-G (Measurement using an RF average power meter):

1. Measurement is performed using a wideband RF power meter.
2. The EUT is configured to transmit at its maximum power control level.
3. Measure the average power of the transmitter
4. Since the measurement is made only during the ON time of the transmitter, no duty cycle correction factor is required.

For Straddle Channel, according to KDB 789033 D02 General UNII Test Procedures New Rules v02r01, if the power and PSD of the devices are uniform and comply with the lower limits specified for the U-NII-2 bands, a single measurement over the entire emission bandwidth can be performed to show compliance.

3.1.4 Test Setup





3.1.5 Test Result of Maximum Conducted Output Power

Test Engineer :	Nick Yu, Eason Huang, Shiming Liu	Temperature :	21~25°C
		Relative Humidity :	51~54%

<CDD Mode>

FCC Band I												
Mod.	Data Rate	NTX	CH.	Freq. (MHz)	Average Conducted Power (dBm)			FCC Conducted Power Limit (dBm)		DG (dBi)		Pass/Fail
					Ant 1	Ant 2	SUM	Ant 1	Ant 2	Ant 1	Ant 2	
11a	6Mbps	1	36	5180	19.20	18.40		24.00	24.00	2.30	2.30	Pass
11a	6Mbps	1	44	5220	18.80	18.70		24.00	24.00	2.30	2.30	Pass
11a	6Mbps	1	48	5240	18.80	18.60		24.00	24.00	2.30	2.30	Pass
HT20	MCS0	1	36	5180	18.60	17.90		24.00	24.00	2.30	2.30	Pass
HT20	MCS0	1	44	5220	18.70	18.10		24.00	24.00	2.30	2.30	Pass
HT20	MCS0	1	48	5240	18.70	18.00		24.00	24.00	2.30	2.30	Pass
HT40	MCS0	1	38	5190	15.20	17.60		24.00	24.00	2.30	2.30	Pass
HT40	MCS0	1	46	5230	19.00	18.20		24.00	24.00	2.30	2.30	Pass
VHT20	MCS0	1	36	5180	17.70	17.80		24.00	24.00	2.30	2.30	Pass
VHT20	MCS0	1	44	5220	17.70	18.00		24.00	24.00	2.30	2.30	Pass
VHT20	MCS0	1	48	5240	17.80	17.90		24.00	24.00	2.30	2.30	Pass
VHT40	MCS0	1	38	5190	15.10	17.50		24.00	24.00	2.30	2.30	Pass
VHT40	MCS0	1	46	5230	18.90	18.10		24.00	24.00	2.30	2.30	Pass
VHT80	MCS0	1	42	5210	15.00	17.50		24.00	24.00	2.30	2.30	Pass



FCC Band I												
Mod.	Data Rate	NTX	CH.	Freq. (MHz)	Average Conducted Power (dBm)			FCC Conducted Power Limit (dBm)		DG (dBi)		Pass/Fail
					Ant 1	Ant 2	SUM	Ant 1	Ant 2	Ant 1	Ant 2	
11a	6Mbps	2	36	5180	17.00	16.60	19.81	24.00		2.30	Pass	
11a	6Mbps	2	44	5220	16.70	16.30	19.51	24.00		2.30	Pass	
11a	6Mbps	2	48	5240	17.00	16.80	19.91	24.00		2.30	Pass	
HT20	MCS0	2	36	5180	17.30	17.10	20.21	24.00		2.30	Pass	
HT20	MCS0	2	44	5220	17.40	17.30	20.36	24.00		2.30	Pass	
HT20	MCS0	2	48	5240	17.40	17.10	20.26	24.00		2.30	Pass	
HT40	MCS0	2	38	5190	15.40	15.00	18.21	24.00		2.30	Pass	
HT40	MCS0	2	46	5230	18.40	18.40	21.41	24.00		2.30	Pass	
VHT20	MCS0	2	36	5180	17.20	17.00	20.11	24.00		2.30	Pass	
VHT20	MCS0	2	44	5220	17.30	17.20	20.26	24.00		2.30	Pass	
VHT20	MCS0	2	48	5240	17.30	17.00	20.16	24.00		2.30	Pass	
VHT40	MCS0	2	38	5190	15.30	14.90	18.11	24.00		2.30	Pass	
VHT40	MCS0	2	46	5230	18.30	18.30	21.31	24.00		2.30	Pass	
VHT80	MCS0	2	42	5210	12.50	11.90	15.22	24.00		2.30	Pass	



FCC Band II													
Mod.	Data Rate	NTX	CH.	Freq. (MHz)	Average Conducted Power (dBm)			FCC Conducted Power Limit (dBm)		DG (dBi)		EIRP Power Limit (dBm)	Pass/Fail
					Ant 1	Ant 2	SUM	Ant 1	Ant 2	Ant 1	Ant 2		
11a	6Mbps	1	52	5260	18.90	18.40	-	-	2.30	2.30	30	Pass	
11a	6Mbps	1	60	5300	18.90	18.30	-	-	2.30	2.30	30	Pass	
11a	6Mbps	1	64	5320	19.00	19.20	-	-	2.30	2.30	30	Pass	
HT20	MCS0	1	52	5260	18.40	18.30	-	-	2.30	2.30	30	Pass	
HT20	MCS0	1	60	5300	18.50	18.10	-	-	2.30	2.30	30	Pass	
HT20	MCS0	1	64	5320	18.90	18.10	-	-	2.30	2.30	30	Pass	
HT40	MCS0	1	54	5270	18.60	18.30	-	-	2.30	2.30	30	Pass	
HT40	MCS0	1	62	5310	15.00	14.20	-	-	2.30	2.30	30	Pass	
VHT20	MCS0	1	52	5260	18.30	18.20	-	-	2.30	2.30	30	Pass	
VHT20	MCS0	1	60	5300	18.40	18.00	-	-	2.30	2.30	30	Pass	
VHT20	MCS0	1	64	5320	18.80	18.00	-	-	2.30	2.30	30	Pass	
VHT40	MCS0	1	54	5270	18.50	18.20	-	-	2.30	2.30	30	Pass	
VHT40	MCS0	1	62	5310	14.90	14.10	-	-	2.30	2.30	30	Pass	
VHT80	MCS0	1	58	5290	14.00	12.80	-	-	2.30	2.30	30	Pass	
11a	6Mbps	2	52	5260	16.70	16.50	19.61	-	2.30	2.30	30	Pass	
11a	6Mbps	2	60	5300	16.90	16.30	19.62	-	2.30	2.30	30	Pass	
11a	6Mbps	2	64	5320	16.80	16.20	19.52	-	2.30	2.30	30	Pass	
HT20	MCS0	2	52	5260	17.50	17.40	20.46	-	2.30	2.30	30	Pass	
HT20	MCS0	2	60	5300	17.10	16.70	19.91	-	2.30	2.30	30	Pass	
HT20	MCS0	2	64	5320	17.50	17.10	20.31	-	2.30	2.30	30	Pass	
HT40	MCS0	2	54	5270	19.20	19.10	22.16	-	2.30	2.30	30	Pass	
HT40	MCS0	2	62	5310	14.00	13.50	16.77	-	2.30	2.30	30	Pass	
VHT20	MCS0	2	52	5260	17.40	17.30	20.36	-	2.30	2.30	30	Pass	
VHT20	MCS0	2	60	5300	17.00	16.60	19.81	-	2.30	2.30	30	Pass	
VHT20	MCS0	2	64	5320	17.40	17.00	20.21	-	2.30	2.30	30	Pass	
VHT40	MCS0	2	54	5270	19.10	19.00	22.06	-	2.30	2.30	30	Pass	
VHT40	MCS0	2	62	5310	13.90	13.40	16.67	-	2.30	2.30	30	Pass	
VHT80	MCS0	2	58	5290	7.30	6.90	10.11	-	2.30	2.30	30	Pass	



FCC Band III													
Mod.	Data Rate	NTX	CH.	Freq. (MHz)	Average Conducted Power (dBm)			FCC Conducted Power Limit (dBm)		DG (dBi)		EIRP Power Limit (dBm)	Pass/Fail
					Ant 1	Ant 2	SUM	Ant 1	Ant 2	Ant 1	Ant 2		
11a	6Mbps	1	100	5500	19.70	18.20		-	-	2.30	2.30	30	Pass
11a	6Mbps	1	116	5580	19.80	19.70		-	-	2.30	2.30	30	Pass
11a	6Mbps	1	140	5700	19.50	20.10		-	-	2.30	2.30	30	Pass
11a	6Mbps	1	144	5720	20.00	19.90		-	-	2.30	2.30	30	Pass
HT20	MCS0	1	100	5500	17.80	18.10		-	-	2.30	2.30	30	Pass
HT20	MCS0	1	116	5580	19.70	19.10		-	-	2.30	2.30	30	Pass
HT20	MCS0	1	140	5700	17.40	18.00		-	-	2.30	2.30	30	Pass
HT20	MCS0	1	144	5720	19.40	19.30		-	-	2.30	2.30	30	Pass
HT40	MCS0	1	102	5510	18.90	16.40		-	-	2.30	2.30	30	Pass
HT40	MCS0	1	110	5550	20.20	19.70		-	-	2.30	2.30	30	Pass
HT40	MCS0	1	134	5670	20.20	19.70		-	-	2.30	2.30	30	Pass
HT40	MCS0	1	142	5710	20.10	19.20		-	-	2.30	2.30	30	Pass
VHT20	MCS0	1	100	5500	17.70	18.00		-	-	2.30	2.30	30	Pass
VHT20	MCS0	1	116	5580	19.60	19.00		-	-	2.30	2.30	30	Pass
VHT20	MCS0	1	140	5700	17.30	17.90		-	-	2.30	2.30	30	Pass
VHT20	MCS0	1	144	5720	19.30	19.20		-	-	2.30	2.30	30	Pass
VHT40	MCS0	1	102	5510	18.80	16.30		-	-	2.30	2.30	30	Pass
VHT40	MCS0	1	110	5550	20.10	19.60		-	-	2.30	2.30	30	Pass
VHT40	MCS0	1	134	5670	20.10	19.60		-	-	2.30	2.30	30	Pass
VHT40	MCS0	1	142	5710	20.00	19.10		-	-	2.30	2.30	30	Pass
VHT80	MCS0	1	106	5530	18.20	13.20		-	-	2.30	2.30	30	Pass
VHT80	MCS0	1	122	5610	19.50	19.60		-	-	2.30	2.30	30	Pass
VHT80	MCS0	1	138	5690	19.40	18.50		-	-	2.30	2.30	30	Pass



FCC Band III													
Mod.	Data Rate	NTX	CH.	Freq. (MHz)	Average Conducted Power (dBm)			FCC Conducted Power Limit (dBm)		DG (dBi)		EIRP Power imit (dBm)	Pass/Fail
					Ant 1	Ant 2	SUM	Ant 1	Ant 2	Ant 1	Ant 2		
11a	6Mbps	2	100	5500	15.70	14.70	18.24	-	-	2.30	30	Pass	
11a	6Mbps	2	116	5580	15.70	15.00	18.37	-	-	2.30	30	Pass	
11a	6Mbps	2	140	5700	15.70	15.20	18.47	-	-	2.30	30	Pass	
11a	6Mbps	2	144	5720	15.60	15.20	18.41	-	-	2.30	30	Pass	
HT20	MCS0	2	100	5500	15.90	15.10	18.53	-	-	2.30	30	Pass	
HT20	MCS0	2	116	5580	15.40	14.80	18.12	-	-	2.30	30	Pass	
HT20	MCS0	2	140	5700	16.00	15.70	18.86	-	-	2.30	30	Pass	
HT20	MCS0	2	144	5720	15.90	15.60	18.76	-	-	2.30	30	Pass	
HT40	MCS0	2	102	5510	17.30	16.40	19.88	-	-	2.30	30	Pass	
HT40	MCS0	2	110	5550	18.60	18.00	21.32	-	-	2.30	30	Pass	
HT40	MCS0	2	134	5670	18.40	18.00	21.21	-	-	2.30	30	Pass	
HT40	MCS0	2	142	5710	18.70	18.30	21.51	-	-	2.30	30	Pass	
VHT20	MCS0	2	100	5500	15.80	15.00	18.43	-	-	2.30	30	Pass	
VHT20	MCS0	2	116	5580	15.30	14.70	18.02	-	-	2.30	30	Pass	
VHT20	MCS0	2	140	5700	15.90	15.50	18.71	-	-	2.30	30	Pass	
VHT20	MCS0	2	144	5720	15.80	15.50	18.66	-	-	2.30	30	Pass	
VHT40	MCS0	2	102	5510	17.20	16.30	19.78	-	-	2.30	30	Pass	
VHT40	MCS0	2	110	5550	18.50	17.90	21.22	-	-	2.30	30	Pass	
VHT40	MCS0	2	134	5670	18.30	17.90	21.11	-	-	2.30	30	Pass	
VHT40	MCS0	2	142	5710	18.60	18.20	21.41	-	-	2.30	30	Pass	
VHT80	MCS0	2	106	5530	14.90	14.00	17.48	-	-	2.30	30	Pass	
VHT80	MCS0	2	122	5610	18.30	17.80	21.07	-	-	2.30	30	Pass	
VHT80	MCS0	2	138	5690	18.60	18.10	21.37	-	-	2.30	30	Pass	



<TXBF Mode>

FCC Band I												
Mod.	Data Rate	NTX	CH.	Freq. (MHz)	Average Conducted Power (dBm)			FCC Conducted Power Limit (dBm)		DG (dBi)		Pass/Fail
					Ant 1	Ant 2	SUM	Ant 1	Ant 2	Ant 1	Ant 2	
VHT20	MCS0	2	36	5180	15.00	15.00	18.01	24.00		5.31		Pass
VHT20	MCS0	2	44	5220	14.90	15.20	18.06	24.00		5.31		Pass
VHT20	MCS0	2	48	5240	11.60	11.90	14.76	24.00		5.31		Pass
VHT40	MCS0	2	38	5190	17.20	17.10	20.16	24.00		5.31		Pass
VHT40	MCS0	2	46	5230	18.20	18.10	21.16	24.00		5.31		Pass
VHT80	MCS0	2	42	5210	15.90	15.10	18.53	24.00		5.31		Pass

FCC Band II													
Mod.	Data Rate	NTX	CH.	Freq. (MHz)	Average Conducted Power (dBm)			FCC Conducted Power Limit (dBm)		DG (dBi)		EIRP Power Limit (dBm)	Pass/Fail
					Ant 1	Ant 2	SUM	Ant 1	Ant 2	Ant 1	Ant 2		
VHT20	MCS0	2	52	5260	14.40	14.60	17.51	-		5.31		30	Pass
VHT20	MCS0	2	60	5300	14.40	14.90	17.67	-		5.31		30	Pass
VHT20	MCS0	2	64	5320	14.40	14.80	17.61	-		5.31		30	Pass
VHT40	MCS0	2	54	5270	16.70	16.80	19.76	-		5.31		30	Pass
VHT40	MCS0	2	62	5310	15.30	15.00	18.16	-		5.31		30	Pass
VHT80	MCS0	2	58	5290	13.20	12.50	15.87	-		5.31		30	Pass



FCC Band III													
Mod.	Data Rate	NTX	CH.	Freq. (MHz)	Average Conducted Power (dBm)			FCC Conducted Power Limit (dBm)		DG (dBi)		EIRP Power Limit (dBm)	Pass/Fail
					Ant 1	Ant 2	SUM	Ant 1	Ant 2	Ant 1	Ant 2		
VHT20	MCS0	2	100	5500	14.40	15.10	17.77	-	-	5.31	30	Pass	
VHT20	MCS0	2	116	5580	13.70	14.80	17.30	-	-	5.31	30	Pass	
VHT20	MCS0	2	140	5700	15.00	16.10	18.60	-	-	5.31	30	Pass	
VHT20	MCS0	2	144	5720	15.00	16.00	18.54	-	-	5.31	30	Pass	
VHT40	MCS0	2	102	5510	16.60	16.90	19.76	-	-	5.31	30	Pass	
VHT40	MCS0	2	110	5550	16.90	17.60	20.27	-	-	5.31	30	Pass	
VHT40	MCS0	2	134	5670	16.50	17.30	19.93	-	-	5.31	30	Pass	
VHT40	MCS0	2	142	5710	16.30	17.10	19.73	-	-	5.31	30	Pass	
VHT80	MCS0	2	106	5530	15.80	15.60	18.71	-	-	5.31	30	Pass	
VHT80	MCS0	2	122	5610	17.30	17.20	20.26	-	-	5.31	30	Pass	
VHT80	MCS0	2	138	5690	15.40	15.50	18.46	-	-	5.31	30	Pass	



3.2 Power Spectral Density Measurement

3.2.1 Limit of Power Spectral Density

<FCC 14-30 CFR 15.407>

For the 5.15–5.25 GHz bands:

For mobile and portable client devices in the 5.15–5.25 GHz band, the maximum power spectral density shall not exceed 11 dBm in any 1.0 MHz band. For an indoor access point operating in the band 5.15-5.25 GHz, the maximum power spectral density shall not exceed 17 dBm in any 1.0 MHz band.

For the 5.25–5.725 GHz bands:

The maximum power spectral density shall not exceed 11 dBm in any 1.0 MHz band.

For Straddle Channel, according to KDB 789033 D02 General UNII Test Procedures New Rules v02r01, if the power and PSD of the devices are uniform and comply with the lower limits specified for the U-NII-2 bands, a single measurement over the entire emission bandwidth can be performed to show compliance.

If transmitting antennas of directional gain greater than 6 dBi are used, the peak output power shall be reduced by the amount in dB that the directional gain of the antenna exceeds 6 dBi.

3.2.2 Measuring Instruments

See list of measuring equipment of this test report.

3.2.3 Test Procedures

The testing follows FCC KDB 789033 D02 General UNII Test Procedures New Rules v02r01.
Section F) Maximum power spectral density.

Method SA-3

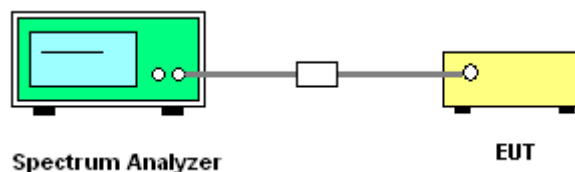
(power averaging (rms) detection with max hold):

- Set span to encompass the entire emission bandwidth (EBW) of the signal.
 - Set RBW = 1 MHz.
 - Set VBW \geq 3 MHz
 - Number of points in sweep \geq 2 Span / RBW.
 - Sweep time \leq (number of points in sweep) \times T, when duty cycle is less than 98 percent where T is the minimum transmission duration over which the transmitter is on and is transmitting at its maximum power control level for the tested mode of operation.
 - Detector = power averaging (rms).
 - Trace mode = max hold.
 - Allow max hold to run for at least 60 seconds, or longer as needed to allow the trace to stabilize.
1. The RF output of EUT was connected to the spectrum analyzer by a low loss cable.
 2. Each plot has already offset with cable loss, and attenuator loss. Measure the PPSD and record it.
 3. For MIMO mode, calculation method follows FCC KDB 662911 D01 Multiple Transmitter Output v02r01.

Method (a): Measure and sum the spectra across the outputs.

The total final Power Spectral Density is from a device with 2 transmitter outputs. The spectrum measurements of the individual outputs are all performed with the same span and number of points; the spectrum value in the first spectral bin of output 1 is summed with that in the first spectral bin of output 2 to obtain the value for the first frequency bin of the summed spectrum.

3.2.4 Test Setup





3.2.5 Test Result of Power Spectral Density

Test Engineer :	Nick Yu, Eason Huang, Shiming Liu	Temperature :	21~25°C
		Relative Humidity :	51~54%

<CDD Mode>

FCC Band I														
Mod.	Data Rate	NTX	CH.	Freq. (MHz)	Duty Factor (dB)		Average Power Density (dBm/MHz)			Average PSD Limit (dBm/MHz)		DG (dBi)		Pass /Fail
					Ant 1	Ant 2	Ant 1	Ant 2	SUM	Ant 1	Ant 2	Ant 1	Ant 2	
11a	6Mbps	1	36	5180	0.21	0.18	7.80	6.81	-	11.00	11.00	2.30	2.30	Pass
11a	6Mbps	1	44	5220	0.21	0.18	7.44	6.98		11.00	11.00	2.30	2.30	Pass
11a	6Mbps	1	48	5240	0.21	0.18	7.34	7.22		11.00	11.00	2.30	2.30	Pass
HT20	MCS0	1	36	5180	0.22	0.21	6.63	5.57		11.00	11.00	2.30	2.30	Pass
HT20	MCS0	1	44	5220	0.22	0.21	6.73	5.84		11.00	11.00	2.30	2.30	Pass
HT20	MCS0	1	48	5240	0.22	0.21	6.78	6.03		11.00	11.00	2.30	2.30	Pass
HT40	MCS0	1	38	5190	0.36	0.40	0.78	2.73		11.00	11.00	2.30	2.30	Pass
HT40	MCS0	1	46	5230	0.36	0.40	4.18	3.21		11.00	11.00	2.30	2.30	Pass
VHT80	MCS0	1	42	5210	0.69	0.70	-2.64	-0.26		11.00	11.00	2.30	2.30	Pass
11a	6Mbps	2	36	5180	0.19	0.20	-		8.47	11.00	5.31	Pass		
11a	6Mbps	2	44	5220	0.19	0.20			8.03	11.00	5.31	Pass		
11a	6Mbps	2	48	5240	0.19	0.20			8.47	11.00	5.31	Pass		
HT20	MCS0	2	36	5180	0.21	0.21			8.12	11.00	5.31	Pass		
HT20	MCS0	2	44	5220	0.21	0.21			8.27	11.00	5.31	Pass		
HT20	MCS0	2	48	5240	0.21	0.21			8.27	11.00	5.31	Pass		
HT40	MCS0	2	38	5190	0.35	0.37			3.61	11.00	5.31	Pass		
HT40	MCS0	2	46	5230	0.35	0.37			6.54	11.00	5.31	Pass		
VHT80	MCS0	2	42	5210	0.66	0.66			-2.16	11.00	5.31	Pass		



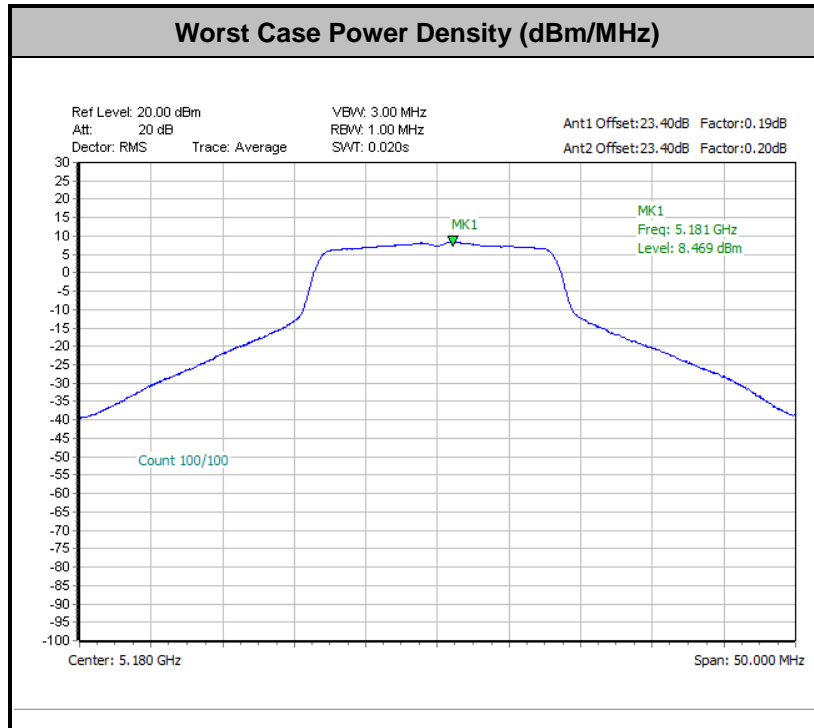
Band II														
Mod.	Data Rate	NT X	CH.	Freq. (MHz)	Duty Factor (dB)		Average Power Density (dBm/MHz)			Average PSD Limit (dBm/MHz)		DG (dBi)		Pass /Fail
					Ant 1	Ant 2	Ant 1	Ant 2	SUM	Ant 1	Ant 2	Ant 1	Ant 2	
11a	6Mbps	1	52	5260	0.21	0.18	7.49	6.98		11.00	11.00	2.30	2.30	Pass
11a	6Mbps	1	60	5300	0.21	0.18	7.59	6.84		11.00	11.00	2.30	2.30	Pass
11a	6Mbps	1	64	5320	0.21	0.18	7.44	7.58		11.00	11.00	2.30	2.30	Pass
HT20	MCS0	1	52	5260	0.22	0.21	6.73	6.34	-	11.00	11.00	2.30	2.30	Pass
HT20	MCS0	1	60	5300	0.22	0.21	6.83	6.14		11.00	11.00	2.30	2.30	Pass
HT20	MCS0	1	64	5320	0.22	0.21	7.17	6.16		11.00	11.00	2.30	2.30	Pass
HT40	MCS0	1	54	5270	0.36	0.40	3.91	3.48		11.00	11.00	2.30	2.30	Pass
HT40	MCS0	1	62	5310	0.36	0.40	0.32	-0.45		11.00	11.00	2.30	2.30	Pass
VHT80	MCS0	1	58	5290	0.69	0.70	-3.66	-4.36		11.00	11.00	2.30	2.30	Pass
11a	6Mbps	2	52	5260	0.19	0.20				7.41	11.00	5.31		Pass
11a	6Mbps	2	60	5300	0.19	0.20				7.97	11.00	5.31		Pass
11a	6Mbps	2	64	5320	0.19	0.20				7.83	11.00	5.31		Pass
HT20	MCS0	2	52	5260	0.21	0.21			8.40	11.00	5.31		Pass	
HT20	MCS0	2	60	5300	0.21	0.21			8.06	11.00	5.31		Pass	
HT20	MCS0	2	64	5320	0.21	0.21			8.32	11.00	5.31		Pass	
HT40	MCS0	2	54	5270	0.35	0.37			7.32	11.00	5.31		Pass	
HT40	MCS0	2	62	5310	0.35	0.37			2.04	11.00	5.31		Pass	
VHT80	MCS0	2	58	5290	0.66	0.66			-7.56	11.00	5.31		Pass	



Band III														
Mod.	Data Rate	NTX	CH.	Freq. (MHz)	Duty Factor (dB)		Average Power Density (dBm/MHz)			Average PSD Limit (dBm/MHz)		DG (dBi)		Pass /Fail
					Ant 1	Ant 2	Ant 1	Ant 2	SUM	Ant 1	Ant 2	Ant 1	Ant 2	
11a	6Mbps	1	100	5500	0.21	0.18	7.98	6.76		11.00	11.00	2.30	2.30	Pass
11a	6Mbps	1	116	5580	0.21	0.18	7.89	8.14		11.00	11.00	2.30	2.30	Pass
11a	6Mbps	1	140	5700	0.21	0.18	7.53	8.12		11.00	11.00	2.30	2.30	Pass
11a	6Mbps	1	144	5720	0.21	0.18	8.04	7.98		11.00	11.00	2.30	2.30	Pass
HT20	MCS0	1	100	5500	0.22	0.21	6.27	6.28		11.00	11.00	2.30	2.30	Pass
HT20	MCS0	1	116	5580	0.22	0.21	7.83	6.98		11.00	11.00	2.30	2.30	Pass
HT20	MCS0	1	140	5700	0.22	0.21	5.43	5.81		11.00	11.00	2.30	2.30	Pass
HT20	MCS0	1	144	5720	0.22	0.21	7.37	7.27	-	11.00	11.00	2.30	2.30	Pass
HT40	MCS0	1	102	5510	0.36	0.40	4.35	1.76		11.00	11.00	2.30	2.30	Pass
HT40	MCS0	1	110	5550	0.36	0.40	5.57	5.10		11.00	11.00	2.30	2.30	Pass
HT40	MCS0	1	134	5670	0.36	0.40	5.45	4.83		11.00	11.00	2.30	2.30	Pass
HT40	MCS0	1	142	5710	0.36	0.40	5.39	4.32		11.00	11.00	2.30	2.30	Pass
VHT80	MCS0	1	106	5530	0.69	0.70	0.57	-4.22		11.00	11.00	2.30	2.30	Pass
VHT80	MCS0	1	122	5610	0.69	0.70	1.89	1.80		11.00	11.00	2.30	2.30	Pass
VHT80	MCS0	1	138	5690	0.69	0.70	1.60	0.59		11.00	11.00	2.30	2.30	Pass



Band III														
Mod.	Data Rate	NTX	CH.	Freq. (MHz)	Duty Factor (dB)		Average Power Density (dBm/MHz)			Average PSD Limit (dBm/MHz)		DG (dBi)		Pass /Fail
					Ant 1	Ant 2	Ant 1	Ant 2	SUM	Ant 1	Ant 2	Ant 1	Ant 2	
11a	6Mbps	2	100	5500	0.19	0.20	-			6.64	11.00	5.31	Pass	
11a	6Mbps	2	116	5580	0.19	0.20				6.80	11.00	5.31	Pass	
11a	6Mbps	2	140	5700	0.19	0.20				6.38	11.00	5.31	Pass	
11a	6Mbps	2	144	5720	0.19	0.20				6.38	11.00	5.31	Pass	
HT20	MCS0	2	100	5500	0.21	0.21				6.59	11.00	5.31	Pass	
HT20	MCS0	2	116	5580	0.21	0.21				6.16	11.00	5.31	Pass	
HT20	MCS0	2	140	5700	0.21	0.21				7.04	11.00	5.31	Pass	
HT20	MCS0	2	144	5720	0.21	0.21				7.00	11.00	5.31	Pass	
HT40	MCS0	2	102	5510	0.35	0.37				5.16	11.00	5.31	Pass	
HT40	MCS0	2	110	5550	0.35	0.37				6.40	11.00	5.31	Pass	
HT40	MCS0	2	134	5670	0.35	0.37				6.41	11.00	5.31	Pass	
HT40	MCS0	2	142	5710	0.35	0.37				6.53	11.00	5.31	Pass	
VHT80	MCS0	2	106	5530	0.66	0.66				-0.10	11.00	5.31	Pass	
VHT80	MCS0	2	122	5610	0.66	0.66				3.53	11.00	5.31	Pass	
VHT80	MCS0	2	138	5690	0.66	0.66				3.71	11.00	5.31	Pass	



Note: Average Power Density (dB) = Measured value+ Duty Factor



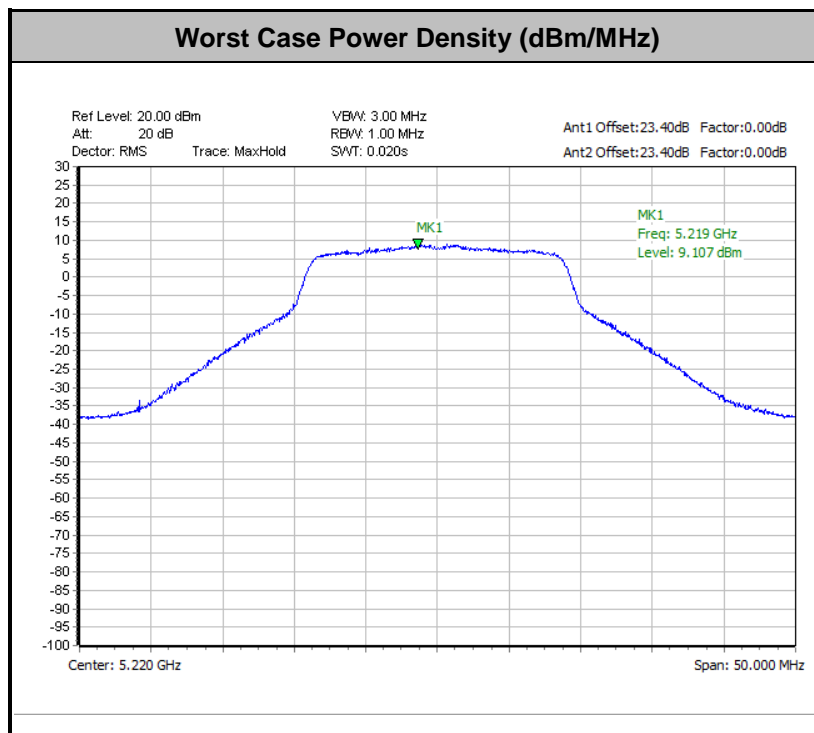
<TXBF Mode>

FCC Band I														
Mod.	Data Rate	NTX	CH.	Freq. (MHz)	Duty Factor (dB)		Average Power Density (dBm/MHz)			Average PSD Limit (dBm/MHz)		DG (dBi)		Pass /Fail
					Ant 1	Ant 2	Ant 1	Ant 2	SUM	Ant 1	Ant 2	Ant 1	Ant 2	
VHT20	MCS0	2	36	5180	0.00	0.00	-	-	8.72	11.00	5.31	5.31	Pass	
VHT20	MCS0	2	44	5220	0.00	0.00	-	-	9.11	11.00	5.31	5.31	Pass	
VHT20	MCS0	2	48	5240	0.00	0.00	-	-	4.49	11.00	5.31	5.31	Pass	
VHT40	MCS0	2	38	5190	0.00	0.00	-	-	6.25	11.00	5.31	5.31	Pass	
VHT40	MCS0	2	46	5230	0.00	0.00	-	-	7.14	11.00	5.31	5.31	Pass	
VHT80	MCS0	2	42	5210	0.00	0.00	-	-	4.53	11.00	5.31	5.31	Pass	

Band II														
Mod.	Data Rate	NTX	CH.	Freq. (MHz)	Duty Factor (dB)		Average Power Density (dBm/MHz)			Average PSD Limit (dBm/MHz)		DG (dBi)		Pass /Fail
					Ant 1	Ant 2	Ant 1	Ant 2	SUM	Ant 1	Ant 2	Ant 1	Ant 2	
VHT20	MCS0	2	52	5260	0.00	0.00	-	-	5.44	11.00	5.31	5.31	Pass	
VHT20	MCS0	2	60	5300	0.00	0.00	-	-	5.55	11.00	5.31	5.31	Pass	
VHT20	MCS0	2	64	5320	0.00	0.00	-	-	5.39	11.00	5.31	5.31	Pass	
VHT40	MCS0	2	54	5270	0.00	0.00	-	-	6.35	11.00	5.31	5.31	Pass	
VHT40	MCS0	2	62	5310	0.00	0.00	-	-	3.75	11.00	5.31	5.31	Pass	
VHT80	MCS0	2	58	5290	0.00	0.00	-	-	2.24	11.00	5.31	5.31	Pass	



Band III														
Mod.	Data Rate	NTX	CH.	Freq. (MHz)	Duty Factor (dB)		Average Power Density (dBm/MHz)			Average PSD Limit (dBm/MHz)		DG (dBi)		Pass /Fail
					Ant 1	Ant 2	Ant 1	Ant 2	SUM	Ant 1	Ant 2	Ant 1	Ant 2	
VHT20	MCS0	2	100	5500	0.00	0.00			5.69	11.00	5.31		Pass	
VHT20	MCS0	2	116	5580	0.00	0.00			5.48	11.00	5.31		Pass	
VHT20	MCS0	2	140	5700	0.00	0.00			6.11	11.00	5.31		Pass	
VHT20	MCS0	2	144	5720	0.00	0.00			6.16	11.00	5.31		Pass	
VHT40	MCS0	2	102	5510	0.00	0.00			5.52	11.00	5.31		Pass	
VHT40	MCS0	2	110	5550	0.00	0.00	-		5.92	11.00	5.31		Pass	
VHT40	MCS0	2	134	5670	0.00	0.00			6.26	11.00	5.31		Pass	
VHT40	MCS0	2	142	5710	0.00	0.00			5.63	11.00	5.31		Pass	
VHT80	MCS0	2	106	5530	0.00	0.00			4.87	11.00	5.31		Pass	
VHT80	MCS0	2	122	5610	0.00	0.00			6.59	11.00	5.31		Pass	
VHT80	MCS0	2	138	5690	0.00	0.00			4.32	11.00	5.31		Pass	





3.3 Unwanted Emissions Measurement

This section is to measure unwanted emissions through radiated measurement for band edge spurious emissions and out of band emissions measurement.

3.3.1 Limit of Unwanted Emissions

- (1) For transmitters operating in the 5150-5250 MHz band: all emissions outside of the 5150-5350 MHz band shall not exceed an EIRP of -27dBm/MHz.

For transmitters operating in the 5250-5350 MHz band: all emissions outside of the 5150-5350 MHz band shall not exceed an EIRP of -27 dBm/MHz. Devices operating in the 5250-5350 MHz band that generate emissions in the 5150-5250 MHz band must meet all applicable technical requirements for operation in the 5150-5250 MHz band (including indoor use) or alternatively meet an out-of-band emission EIRP limit of -27 dBm/MHz in the 5150-5250 MHz band.

For transmitters operating in the 5470-5600 MHz and 5650-5725MHz band: all emissions outside of the 5470-5600 MHz and 5650-5725MHz band shall not exceed an EIRP of -27 dBm/MHz.

- (2) Unwanted spurious emissions fallen in restricted bands shall comply with the general field strength limits as below table:

Frequency (MHz)	Field Strength (microvolts/meter)	Measurement Distance (meters)
0.009 – 0.490	2400/F(kHz)	300
0.490 – 1.705	24000/F(kHz)	30
1.705 – 30.0	30	30
30 – 88	100	3
88 – 216	150	3
216 - 960	200	3
Above 960	500	3

Note: The following formula is used to convert the EIRP to field strength.

$$E = \frac{1000000\sqrt{30P}}{3} \mu\text{V/m, where P is the eirp (Watts)}$$

EIRP (dBm)	Field Strength at 3m (dBμV/m)
- 27	68.3



(3) KDB789033 D02 v02r01 G)2)c)

- (i) Sections 15.407(b)(1-3) specifies the unwanted emissions limit for the U-NII-1 and U-NII-2 bands. As specified, emissions above 1000 MHz that are outside of the restricted bands are subject to a peak emission limit of -27 dBm/MHz.
- (ii) Section 15.407(b)(4) specifies the unwanted emissions limit for the U-NII-3 band. A band emissions mask is specified in Section 15.407(b)(4)(i). The emission limits are based on the use of a peak detector.

3.3.2 Measuring Instruments

See list of measuring equipment of this test report.

3.3.3 Test Procedures

1. The testing follows FCC KDB 789033 D02 General UNII Test Procedures New Rules v02r01.

Section G) Unwanted emissions measurement.

(1) Procedure for Unwanted Emissions Measurements Below 1000MHz

- RBW = 120 kHz
- VBW = 300 kHz
- Detector = Peak
- Trace mode = max hold

(2) Procedure for Peak Unwanted Emissions Measurements Above 1000 MHz

- RBW = 1 MHz
- VBW \geq 3 MHz
- Detector = Peak
- Sweep time = auto
- Trace mode = max hold

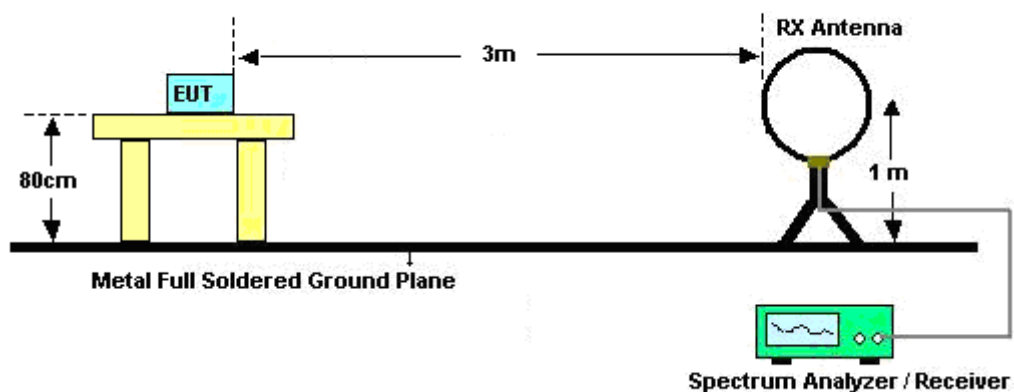
(3) Procedures for Average Unwanted Emissions Measurements Above 1000MHz

- RBW = 1 MHz
- VBW = 10 Hz, when duty cycle is no less than 98 percent.
- VBW \geq $1/T$, when duty cycle is less than 98 percent where T is the minimum transmission duration over which the transmitter is on and is transmitting at its maximum power control level for the tested mode of operation.

2. The EUT was placed on a turntable with 0.8 meter for frequency below 1GHz and 1.5 meter for frequency above 1GHz respectively above ground.
3. The EUT was set 3 meters from the interference receiving antenna which was mounted on the top of a variable height antenna tower.
4. The antenna is a broadband antenna and its height is adjusted between one meter and four meters above ground to find the maximum value of the field strength for both horizontal polarization and vertical polarization of the antenna.
5. For each suspected emission, the EUT was arranged to its worst case and then adjust the antenna tower (from 1 m to 4 m) and turntable (from 0 degree to 360 degrees) to find the maximum reading.
6. For testing below 1GHz, if the emission level of the EUT in peak mode was 3 dB lower than the limit specified, then peak values of EUT will be reported, otherwise, the emissions will be repeated one by one using the CISPR quasi-peak method and reported.
7. For testing above 1GHz, the emission level of the EUT in peak mode was 20dB lower than average limit (that means the emission level in average mode also complies with the limit in average mode), then peak values of EUT will be reported, otherwise, the emissions will be measured in average mode again and reported.

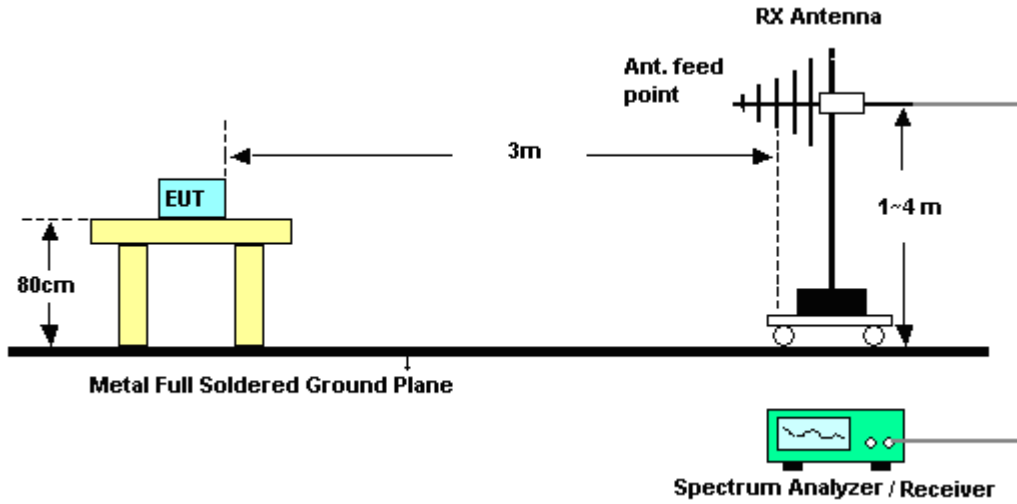
3.3.4 Test Setup

For radiated emissions below 30MHz

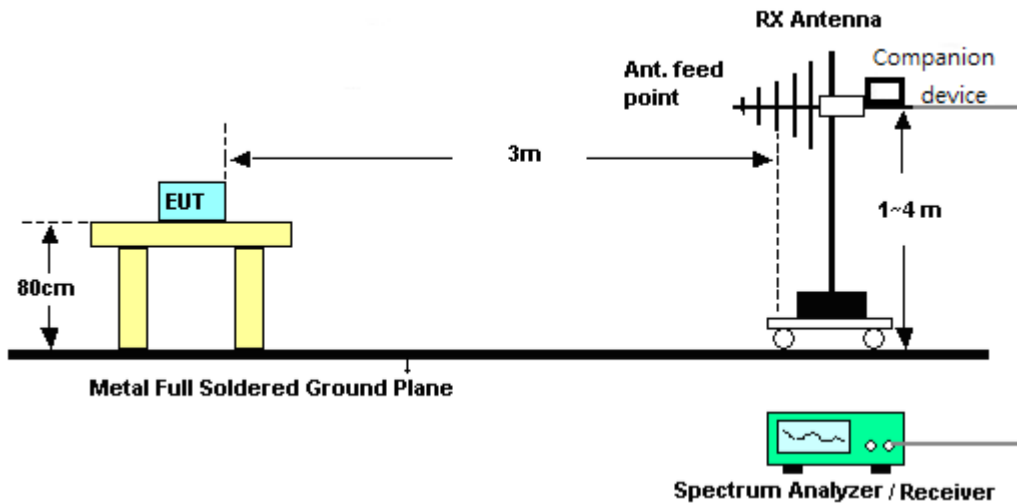


For radiated emissions from 30MHz to 1GHz

<CDD Mode>

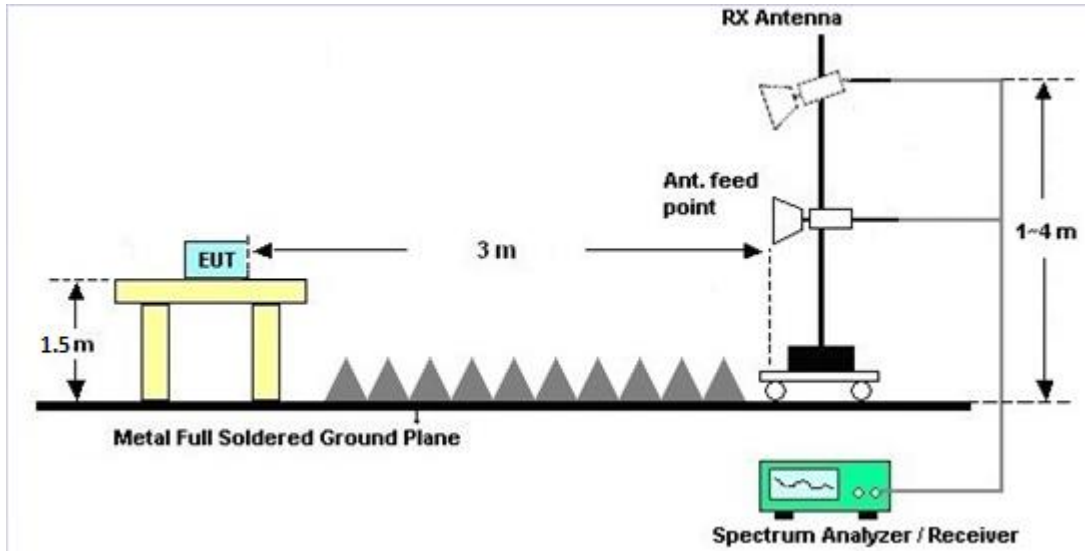


<TXBF Modes>

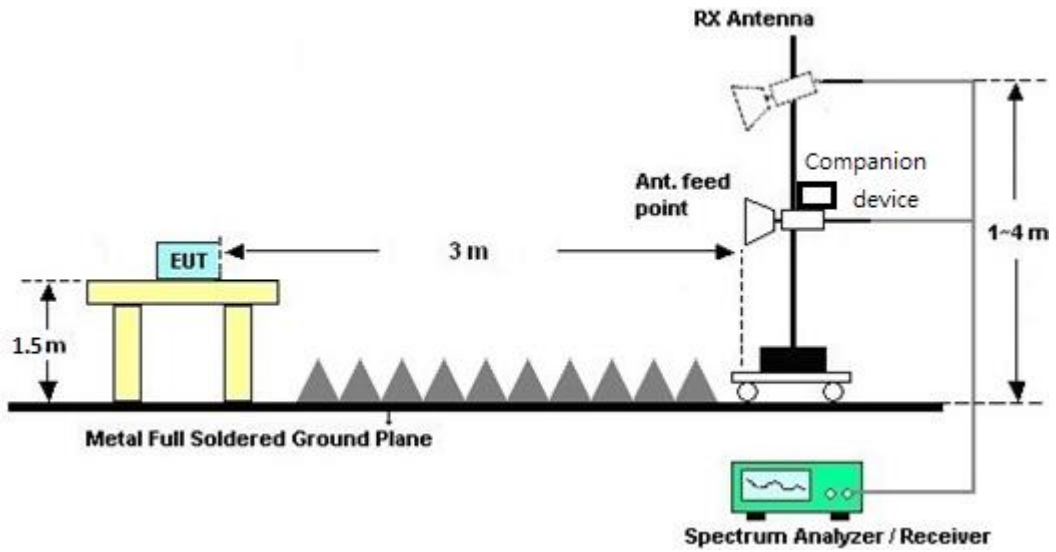


For radiated emissions above 1GHz

<CDD Mode>



<TXBF Modes>





3.3.5 Test Results of Radiated Spurious Emissions (9 kHz ~ 30 MHz)

The low frequency, which started from 9 kHz to 30MHz, was pre-scanned and the result which was 20dB lower than the limit line was not reported.

There is a comparison data of both open-field test site and alternative test site - semi-Anechoic chamber according to 414788 D01 Radiated Test Site v01r01, and the result came out very similar.

3.3.6 Test Result of Radiated Spurious at Band Edges

Please refer to Appendix A and B.

3.3.7 Duty Cycle

Please refer to Appendix C.

3.3.8 Test Result of Radiated Spurious Emissions (30MHz ~ 10th Harmonic)

Please refer to Appendix A and B.



3.4 Antenna Requirements

3.4.1 Standard Applicable

If transmitting antenna directional gain is greater than 6 dBi, both the peak transmit power and the peak power spectral density shall be reduced by the amount in dB that the directional gain of the antenna exceeds 6 dBi.

3.4.2 Antenna Anti-Replacement Construction

An embedded-in antenna design is used.

3.4.3 Antenna Gain

<CDD Modes >

FCC KDB 662911 D01 Multiple Transmitter Output v02r01

For CDD transmissions, directional gain is calculated as

Directional gain = GANT + Array Gain, where Array Gain is as follows.

For power spectral density (PSD) measurements on all devices,

Array Gain = 10 log(NANT/NSS=1) dB.

For power measurements on IEEE 802.11 devices,

Array Gain = 0 dB (i.e., no array gain) for NANT ≤ 4.

Directional gain may be calculated by using the formulas applicable to equal gain antennas with GANT set equal to the gain of the antenna having the highest gain;

The EUT supports CDD mode.

For power, the directional gain GANT is set equal to the antenna having the highest gain, i.e., F)2)f)i).

For PSD, the directional gain calculation is following F)2)f)ii) of KDB 662911 D01 v02r01.

The power and PSD limit should be modified if the directional gain of EUT is over 6 dBi,

The directional gain "DG" is calculated as following table.

<CDD Modes>						
	Ant. 1	Ant. 2	DG for Power	DG for PSD	Power Limit Reduction	PSD Limit Reduction
	(dBi)	(dBi)	(dBi)	(dBi)	(dB)	(dB)
Band I	2.30	2.30	2.30	5.31	0.00	0.00
Band II	2.30	2.30	2.30	5.31	0.00	0.00
Band III	2.30	2.30	2.30	5.31	0.00	0.00

Power limit reduction = Composite gain – 6dBi, (min = 0)

PSD limit reduction = Composite gain + PSD Array gain – 6dBi, (min = 0)

TXBF modes

FCC KDB 662911 D01 Multiple Transmitter Output v02r01

For CDD transmissions, directional gain is calculated as

$$DirectionalGain = 10 \cdot \log \left[\frac{\sum_{j=1}^{N_{SS}} \left\{ \sum_{k=1}^{N_{ANT}} g_{j,k} \right\}^2}{N_{ANT}} \right]$$

where

Each antenna is driven by no more than one spatial stream;

N_{SS} = the number of independent spatial streams of data;

N_{ANT} = the total number of antennas

$g_{j,k} = 10^{G_k / 20}$ if the k th antenna is being fed by spatial stream j , or zero if it is not;
 G_k is the gain in dBi of the k th antenna.

The EUT supports beamforming for 802.11ac modes.

The directional gain calculation is following F)2)e)ii) of KDB 662911 D01 v02r01.

The power and PSD limit should be modified if the directional gain of EUT is over 6 dBi,

The directional gain “DG” is calculated as following table.

			DG	DG	Power	PSD
			for	for	Limit	Limit
	Ant 1	Ant 2	Power	PSD	Reduction	Reduction
	(dBi)	(dBi)	(dBi)	(dBi)	(dB)	(dB)
Band I	2.30	2.30	5.31	5.31	0.00	0.00
Band II	2.30	2.30	5.31	5.31	0.00	0.00
Band III	2.30	2.30	5.31	5.31	0.00	0.00

$Power\ Limit\ Reduction = DG(Power) - 6dBi, (min = 0)$

$PSD\ Limit\ Reduction = DG(PSD) - 6dBi, (min = 0)$



4 List of Measuring Equipment

Instrument	Manufacturer	Model No.	Serial No.	Characteristics	Calibration Date	Test Date	Due Date	Remark
Loop Antenna	Rohde & Schwarz	HFH2-Z2	100488	9 kHz~30 MHz	Jan. 07, 2019	Sep. 19, 2019~ Oct. 24, 2019	Jan. 06, 2020	Radiation (03CH15-HY)
Preamplifier	EMEC	EM18G40G	060715	18GHz ~ 40GHz	Dec. 06, 2018	Sep. 19, 2019~ Oct. 24, 2019	Dec. 05, 2019	Radiation (03CH15-HY)
Bilog Antenna	TESEQ	CBL6111D&0 0800N1D01N- 06	41912&05	30MHz to 1GHz	Feb. 12, 2019	Sep. 19, 2019~ Oct. 24, 2019	Feb. 11, 2020	Radiation (03CH15-HY)
Horn Antenna	SCHWARZBE CK	BBHA 9120 D	9120D-162 0	1GHz~18GHz	Oct. 17, 2018	Sep. 19, 2019~ Oct. 15, 2019	Oct. 16, 2019	Radiation (03CH15-HY)
Horn Antenna	SCHWARZBE CK	BBHA 9120 D	9120D-211 4	1-18GHz	Jul. 31, 2019	Oct. 16, 2019~ Oct. 24, 2019	Jul. 30, 2020	Radiation (03CH15-HY)
SHF-EHF Horn Antenna	SCHWARZBE CK	BBHA 9170	BBHA9170 584	18GHz- 40GHz	Dec. 05, 2018	Sep. 19, 2019~ Oct. 24, 2019	Dec. 04, 2019	Radiation (03CH15-HY)
Amplifier	SONOMA	310N	363440	9kHz~1GHz	Dec. 28, 2018	Sep. 19, 2019~ Oct. 24, 2019	Dec. 27, 2019	Radiation (03CH15-HY)
Preamplifier	Jet-Power	JPA0118-55-3 03	171000180 0054001	1GHz~18GHz	May 19, 2019	Sep. 19, 2019~ Oct. 24, 2019	May 18, 2020	Radiation (03CH15-HY)
Preamplifier	Keysight	83017A	MY532701 95	1GHz~26.5GHz	Aug. 23, 2019	Sep. 19, 2019~ Oct. 24, 2019	Aug. 22, 2020	Radiation (03CH15-HY)
EMI Test Receiver	Keysight	N9038A (MXE)	MY541300 85	20Hz ~ 8.4GHz	Nov. 01, 2018	Sep. 19, 2019~ Oct. 24, 2019	Oct. 31, 2019	Radiation (03CH15-HY)
EMI Test Receiver	Rohde & Schwarz	ESU26	100390	20Hz~26.5GHz	Dec. 27, 2018	Sep. 19, 2019~ Oct. 24, 2019	Dec. 26, 2019	Radiation (03CH15-HY)
Antenna Mast	ChainTek	MBS-520-1	N/A	1m~4m	N/A	Sep. 19, 2019~ Oct. 24, 2019	N/A	Radiation (03CH15-HY)
Turn Table	ChainTek	T-200-S-1	N/A	0~360 Degree	N/A	Sep. 19, 2019~ Oct. 24, 2019	N/A	Radiation (03CH15-HY)
Software	Audix	E3 6.2009-8-24(k 5)	RK-00045 1	N/A	N/A	Sep. 19, 2019~ Oct. 24, 2019	N/A	Radiation (03CH15-HY)
RF Cable	HUBER + SUHNER	SUCOFLEX 104	MY36980/ 4	30M-18G	Apr. 15, 2019	Sep. 19, 2019~ Oct. 24, 2019	Apr. 14, 2020	Radiation (03CH15-HY)
RF Cable	HUBER + SUHNER	SUCOFLEX 104	MY9838/4 PE	30M-18G	Apr. 15, 2019	Sep. 19, 2019~ Oct. 24, 2019	Apr. 14, 2020	Radiation (03CH15-HY)
RF Cable	HUBER + SUHNER	SUCOFLEX 104	MY802430 /4	30M~18GHz	May 13, 2019	Sep. 19, 2019~ Oct. 24, 2019	May 12, 2020	Radiation (03CH15-HY)
RF Cable	HUBER + SUHNER	SUCOFLEX 102	MY2859/2	30MHz-40GHz	Mar. 13, 2019	Sep. 19, 2019~ Oct. 24, 2019	Mar. 12, 2020	Radiation (03CH15-HY)
RF Cable	HUBER + SUHNER	SUCOFLEX 102	MY4274/2	30MHz-40GHz	Mar. 13, 2019	Sep. 19, 2019~ Oct. 24, 2019	Mar. 12, 2020	Radiation (03CH15-HY)
Filter	Wainwright	WLJ4-1000-1 530-6000-40S T	SN4	1.53G Low Pass	Jul. 04, 2019	Sep. 19, 2019~ Oct. 24, 2019	Jul. 03, 2020	Radiation (03CH15-HY)
Filter	Wainwright	WHKX8-5872. 5-6750-18000 -40ST	SN6	6.75 GHz Highpass	Jul. 02, 2019	Sep. 19, 2019~ Oct. 24, 2019	Jul. 01, 2020	Radiation (03CH15-HY)



Instrument	Manufacturer	Model No.	Serial No.	Characteristics	Calibration Date	Test Date	Due Date	Remark
<CDD Mode>								
Power Sensor	DARE	RPR3006W	13I00030S NO32	9kHz~6GHz	Dec. 03, 2018	Aug. 21, 2019~ Oct. 23, 2019	Dec. 02, 2019	Conducted (TH05-HY)
Spectrum Analyzer	Rohde & Schwarz	FSV40	101397	10Hz~40GHz	Nov. 13, 2018	Aug. 21, 2019~ Oct. 23, 2019	Nov. 12, 2019	Conducted (TH05-HY)
Switch Box & RF Cable	Burgeon	ETF-058	EC120838 2	N/A	Mar. 27, 2019	Aug. 21, 2019~ Oct. 23, 2019	Mar. 26, 2020	Conducted (TH05-HY)
<TXBF Mode>								
Power Sensor	DARE	RPR3006W	13I00030S NO32	9kHz~6GHz	Dec. 03, 2018	Oct. 04, 2019~ Oct. 24, 2019	Dec. 02, 2019	Conducted (TH05-HY)
Spectrum Analyzer	Rohde & Schwarz	FSV40	101397	10Hz~40GHz	Nov. 13, 2018	Oct. 04, 2019~ Oct. 24, 2019	Nov. 12, 2019	Conducted (TH05-HY)
Switch Box & RF Cable	Burgeon	ETF-058	EC120838 2	N/A	Mar. 27, 2019	Oct. 04, 2019~ Oct. 24, 2019	Mar. 26, 2020	Conducted (TH05-HY)



5 Uncertainty of Evaluation

Uncertainty of Radiated Emission Measurement (30 MHz ~ 1000 MHz)

Measuring Uncertainty for a Level of Confidence of 95% ($U = 2Uc(y)$)	5.2
---	-----

Uncertainty of Radiated Emission Measurement (1000 MHz ~ 18000 MHz)

Measuring Uncertainty for a Level of Confidence of 95% ($U = 2Uc(y)$)	5.5
---	-----

Uncertainty of Radiated Emission Measurement (18000 MHz ~ 40000 MHz)

Measuring Uncertainty for a Level of Confidence of 95% ($U = 2Uc(y)$)	5.2
---	-----



Appendix A. Radiated Spurious Emission

Test Engineer :	Leo Li, Karl Hou, Bigshow Wang	Temperature :	23~26°C
		Relative Humidity :	50~65%

<CDD Mode>

Band 1 - 5150~5250MHz
WIFI 802.11a (Band Edge @ 3m)

WIFI Ant.	Note	Frequency (MHz)	Level (dBμV/m)	Over Limit (dB)	Limit Line (dBμV/m)	Read Level (dBμV)	Antenna Factor (dB/m)	Path Loss (dB)	Preamp Factor (dB)	Ant Pos (cm)	Table Pos (deg)	Peak Avg. (P/A)	Pol. (H/V)	
802.11a CH 36 5180MHz		5149.24	57.64	-16.36	74	47.02	31.8	9.25	30.43	100	267	P	H	
		5150	48.69	-5.31	54	38.06	31.8	9.26	30.43	100	267	A	H	
	*	5180	112.1	-	-	101.57	31.67	9.29	30.43	100	267	P	H	
	*	5180	104.65	-	-	94.12	31.67	9.29	30.43	100	267	A	H	
													H	
														H
			5149.24	54.19	-19.81	74	43.57	31.8	9.25	30.43	227	178	P	V
			5149.24	45.58	-8.42	54	34.96	31.8	9.25	30.43	227	178	A	V
		*	5180	108.73	-	-	98.2	31.67	9.29	30.43	227	178	P	V
		*	5180	101.39	-	-	90.86	31.67	9.29	30.43	227	178	A	V
														V
														V
802.11a CH 44 5220MHz		5111.02	50.22	-23.78	74	39.57	31.87	9.21	30.43	100	260	P	H	
		5150	41.84	-12.16	54	31.21	31.8	9.26	30.43	100	260	A	H	
		*	5220	110.17	-	-	99.74	31.53	9.33	30.43	100	260	P	H
		*	5220	104.31	-	-	93.88	31.53	9.33	30.43	100	260	A	H
			5446.56	50.52	-23.48	74	39.7	31.7	9.55	30.43	100	260	P	H
			5354.16	41.13	-12.87	54	30.73	31.4	9.43	30.43	100	260	A	H
			5146.38	50.77	-23.23	74	40.15	31.8	9.25	30.43	238	176	P	V
			5146.38	41.05	-12.95	54	30.43	31.8	9.25	30.43	238	176	A	V
		*	5220	108.76	-	-	98.33	31.53	9.33	30.43	238	176	P	V
		*	5220	101.3	-	-	90.87	31.53	9.33	30.43	238	176	A	V
			5376	50.05	-23.95	74	39.57	31.47	9.44	30.43	238	176	P	V
			5447.96	40.65	-13.35	54	29.83	31.7	9.55	30.43	238	176	A	V



802.11a CH 48 5240MHz		5035.88	50.09	-23.91	74	39.59	31.8	9.13	30.43	100	259	P	H
		5121.68	40.96	-13.04	54	30.3	31.87	9.22	30.43	100	259	A	H
	*	5240	112.51	-	-	102.13	31.47	9.34	30.43	100	259	P	H
	*	5240	104.75	-	-	94.37	31.47	9.34	30.43	100	259	A	H
		5378.24	50.85	-23.15	74	40.31	31.53	9.44	30.43	100	259	P	H
		5350.24	41.26	-12.74	54	30.87	31.4	9.42	30.43	100	259	A	H
		5073.06	51.23	-22.77	74	40.59	31.9	9.17	30.43	236	178	P	V
		5093.34	40.93	-13.07	54	30.27	31.9	9.19	30.43	236	178	A	V
	*	5240	108.84	-	-	98.46	31.47	9.34	30.43	236	178	P	V
	*	5240	101.43	-	-	91.05	31.47	9.34	30.43	236	178	A	V
		5454.68	49.58	-24.42	74	38.74	31.7	9.57	30.43	236	178	P	V
		5363.4	40.89	-13.11	54	30.42	31.47	9.43	30.43	236	178	A	V
Remark	1. No other spurious found. 2. All results are PASS against Peak and Average limit line.												



Band 1 5150~5250MHz
WIFI 802.11a (Harmonic @ 3m)

WIFI Ant. 1	Note	Frequency (MHz)	Level (dBμV/m)	Over Limit (dB)	Limit Line (dBμV/m)	Read Level (dBμV)	Antenna Factor (dB/m)	Path Loss (dB)	Preamp Factor (dB)	Ant Pos (cm)	Table Pos (deg)	Peak Avg. (P/A)	Pol. (H/V)
802.11a CH 36 5180MHz		10360	46.62	-21.58	68.2	52.97	39.37	13.57	59.29	100	0	P	H
		15540	46.5	-27.5	74	51.51	37.93	17.01	59.95	100	0	P	H
													H
													H
		10360	46.99	-21.21	68.2	53.34	39.37	13.57	59.29	100	0	P	V
		15540	44.22	-29.78	74	49.23	37.93	17.01	59.95	100	0	P	V
													V
													V
802.11a CH 44 5220MHz		10440	48.14	-20.06	68.2	54.29	39.53	13.65	59.33	100	0	P	H
		15660	44.55	-29.45	74	49.82	37.45	17.16	59.88	100	0	P	H
													H
													H
		10440	49.01	-19.19	68.2	55.16	39.53	13.65	59.33	100	0	P	V
		15660	44.88	-29.12	74	50.15	37.45	17.16	59.88	100	0	P	V
													V
													V
802.11a CH 48 5240MHz		10480	48.23	-19.97	68.2	54.32	39.58	13.68	59.35	100	0	P	H
		15720	44.9	-29.1	74	50.23	37.3	17.21	59.84	100	0	P	H
													H
													H
		10480	48.99	-19.21	68.2	55.08	39.58	13.68	59.35	100	0	P	V
		15723	45.43	-28.57	74	50.75	37.3	17.22	59.84	100	0	P	V
													V
													V
Remark	1. No other spurious found. 2. All results are PASS against Peak and Average limit line.												



Band 1 5150~5250MHz
WIFI 802.11n HT20 (Band Edge @ 3m)

WIFI Ant. 1	Note	Frequency (MHz)	Level (dBμV/m)	Over Limit (dB)	Limit Line (dBμV/m)	Read Level (dBμV)	Antenna Factor (dB/m)	Path Loss (dB)	Preamp Factor (dB)	Ant Pos (cm)	Table Pos (deg)	Peak Avg. (P/A)	Pol. (H/V)	
802.11n HT20 CH 36 5180MHz		5150	62.47	-11.53	74	51.84	31.8	9.26	30.43	100	269	P	H	
		5149.76	47.74	-6.26	54	37.12	31.8	9.25	30.43	100	269	A	H	
	*	5180	110.98	-	-	100.45	31.67	9.29	30.43	100	269	P	H	
	*	5180	103.26	-	-	92.73	31.67	9.29	30.43	100	269	A	H	
													H	
														H
			5138.84	58.04	-15.96	74	47.4	31.83	9.24	30.43	244	180	P	V
			5149.24	44.79	-9.21	54	34.17	31.8	9.25	30.43	244	180	A	V
		*	5180	107.67	-	-	97.14	31.67	9.29	30.43	244	180	P	V
		*	5180	99.96	-	-	89.43	31.67	9.29	30.43	244	180	A	V
													V	
													V	
802.11n HT20 CH 44 5220MHz		5148.2	52.88	-21.12	74	42.26	31.8	9.25	30.43	100	260	P	H	
		5150	41.89	-12.11	54	31.26	31.8	9.26	30.43	100	260	A	H	
		*	5220	111.7	-	-	101.27	31.53	9.33	30.43	100	260	P	H
		*	5220	103.76	-	-	93.33	31.53	9.33	30.43	100	260	A	H
			5427.24	50.26	-23.74	74	39.55	31.63	9.51	30.43	100	260	P	H
			5452.72	41.3	-12.7	54	30.47	31.7	9.56	30.43	100	260	A	H
			5147.68	50.7	-23.3	74	40.08	31.8	9.25	30.43	253	181	P	V
			5141.18	41.29	-12.71	54	30.67	31.8	9.25	30.43	253	181	A	V
		*	5220	108.86	-	-	98.43	31.53	9.33	30.43	253	181	P	V
		*	5220	100.71	-	-	90.28	31.53	9.33	30.43	253	181	A	V
		5437.32	50.67	-23.33	74	39.9	31.67	9.53	30.43	253	181	P	V	
		5408.76	41.08	-12.92	54	30.43	31.6	9.48	30.43	253	181	A	V	



802.11n HT20 CH 48 5240MHz		5110.24	49.71	-24.29	74	39.06	31.87	9.21	30.43	100	260	P	H
		5106.08	41.22	-12.78	54	30.57	31.87	9.21	30.43	100	260	A	H
	*	5240	111.85	-	-	101.47	31.47	9.34	30.43	100	260	P	H
	*	5240	103.83	-	-	93.45	31.47	9.34	30.43	100	260	A	H
		5426.68	50.97	-23.03	74	40.26	31.63	9.51	30.43	100	260	P	H
		5356.96	41.31	-12.69	54	30.91	31.4	9.43	30.43	100	260	A	H
		5020.54	50.69	-23.31	74	40.21	31.8	9.11	30.43	251	180	P	V
		5044.2	41.06	-12.94	54	30.45	31.9	9.14	30.43	251	180	A	V
	*	5240	109.22	-	-	98.84	31.47	9.34	30.43	251	180	P	V
	*	5240	101.18	-	-	90.8	31.47	9.34	30.43	251	180	A	V
		5380.76	50.26	-23.74	74	39.71	31.53	9.45	30.43	251	180	P	V
		5407.08	41.05	-12.95	54	30.41	31.6	9.47	30.43	251	180	A	V
Remark	1. No other spurious found. 2. All results are PASS against Peak and Average limit line.												



Band 1 5150~5250MHz
WIFI 802.11n HT20 (Harmonic @ 3m)

WIFI Ant. 1	Note	Frequency (MHz)	Level (dBμV/m)	Over Limit (dB)	Limit Line (dBμV/m)	Read Level (dBμV)	Antenna Factor (dB/m)	Path Loss (dB)	Preamp Factor (dB)	Ant Pos (cm)	Table Pos (deg)	Peak Avg. (P/A)	Pol. (H/V)
802.11n HT20 CH 36 5180MHz		10360	46.83	-21.37	68.2	53.18	39.37	13.57	59.29	100	0	P	H
		15540	45.54	-28.46	74	50.55	37.93	17.01	59.95	100	0	P	H
													H
													H
		10360	47.7	-20.5	68.2	54.05	39.37	13.57	59.29	100	0	P	V
		15540	45.72	-28.28	74	50.73	37.93	17.01	59.95	100	0	P	V
													V
802.11n HT20 CH 44 5220MHz		10440	47.38	-20.82	68.2	53.53	39.53	13.65	59.33	100	0	P	H
		15660	44.72	-29.28	74	49.99	37.45	17.16	59.88	100	0	P	H
													H
													H
		10440	48.03	-20.17	68.2	54.18	39.53	13.65	59.33	100	0	P	V
		15660	44.48	-29.52	74	49.75	37.45	17.16	59.88	100	0	P	V
													V
802.11n HT20 CH 48 5240MHz		10480	47.3	-20.9	68.2	53.39	39.58	13.68	59.35	100	0	P	H
		15720	45.68	-28.32	74	51.01	37.3	17.21	59.84	100	0	P	H
													H
													H
		10480	47.17	-21.03	68.2	53.26	39.58	13.68	59.35	100	0	P	V
		15720	45.2	-28.8	74	50.53	37.3	17.21	59.84	100	0	P	V
													V
Remark	1. No other spurious found.												
	2. All results are PASS against Peak and Average limit line.												



**Band 1 5150~5250MHz
WIFI 802.11n HT40 (Band Edge @ 3m)**

WIFI Ant. 1	Note	Frequency (MHz)	Level (dBμV/m)	Over Limit (dB)	Limit Line (dBμV/m)	Read Level (dBμV)	Antenna Factor (dB/m)	Path Loss (dB)	Preamp Factor (dB)	Ant Pos (cm)	Table Pos (deg)	Peak Avg. (P/A)	Pol. (H/V)
802.11n HT40 CH 38 5190MHz		5145.86	61.03	-12.97	74	50.41	31.8	9.25	30.43	100	269	P	H
		5149.76	50.66	-3.34	54	40.04	31.8	9.25	30.43	100	269	A	H
	*	5190	105.18	-	-	94.64	31.67	9.3	30.43	100	269	P	H
	*	5190	97.39	-	-	86.85	31.67	9.3	30.43	100	269	A	H
		5398.68	51.46	-22.54	74	40.83	31.6	9.46	30.43	100	269	P	H
		5450.48	41.9	-12.1	54	31.07	31.7	9.56	30.43	100	269	A	H
		5148.2	54.42	-19.58	74	43.8	31.8	9.25	30.43	240	177	P	V
		5149.76	46.86	-7.14	54	36.24	31.8	9.25	30.43	240	177	A	V
	*	5190	101.64	-	-	91.1	31.67	9.3	30.43	240	177	P	V
	*	5190	93.9	-	-	83.36	31.67	9.3	30.43	240	177	A	V
		5453.56	50.88	-23.12	74	40.05	31.7	9.56	30.43	240	177	P	V
		5408.48	41.87	-12.13	54	31.22	31.6	9.48	30.43	240	177	A	V
802.11n HT40 CH 46 5230MHz		5147.94	59.19	-14.81	74	48.57	31.8	9.25	30.43	100	259	P	H
		5150	51.6	-2.4	54	40.97	31.8	9.26	30.43	100	259	A	H
	*	5230	109.43	-	-	99.06	31.47	9.33	30.43	100	259	P	H
	*	5230	101.57	-	-	91.2	31.47	9.33	30.43	100	259	A	H
		5409.88	50.63	-23.37	74	39.98	31.6	9.48	30.43	100	259	P	H
		5350.24	43.04	-10.96	54	32.65	31.4	9.42	30.43	100	259	A	H
		5148.72	54.92	-19.08	74	44.3	31.8	9.25	30.43	250	182	P	V
		5149.5	47.23	-6.77	54	36.61	31.8	9.25	30.43	250	182	A	V
	*	5230	106.19	-	-	95.82	31.47	9.33	30.43	250	182	P	V
	*	5230	98.33	-	-	87.96	31.47	9.33	30.43	250	182	A	V
	5448.24	50.48	-23.52	74	39.66	31.7	9.55	30.43	250	182	P	V	
	5350.8	42.18	-11.82	54	31.79	31.4	9.42	30.43	250	182	A	V	
Remark	1. No other spurious found. 2. All results are PASS against Peak and Average limit line.												



Band 1 5150~5250MHz
WIFI 802.11n HT40 (Harmonic @ 3m)

WIFI Ant. 1	Note	Frequency (MHz)	Level (dBμV/m)	Over Limit (dB)	Limit Line (dBμV/m)	Read Level (dBμV)	Antenna Factor (dB/m)	Path Loss (dB)	Preamp Factor (dB)	Ant Pos (cm)	Table Pos (deg)	Peak Avg. (P/A)	Pol. (H/V)	
802.11n HT40 CH 38 5190MHz		10380	46.75	-21.45	68.2	53.03	39.43	13.59	59.3	100	0	P	H	
		15570	45.41	-28.59	74	50.53	37.77	17.05	59.94	100	0	P	H	
													H	
													H	
			10380	46.93	-21.27	68.2	53.21	39.43	13.59	59.3	100	0	P	V
			15570	45.34	-28.66	74	50.46	37.77	17.05	59.94	100	0	P	V
														V
802.11n HT40 CH 46 5230MHz		10460	47.74	-20.46	68.2	53.87	39.55	13.66	59.34	100	0	P	H	
		15690	45.23	-28.77	74	50.55	37.35	17.19	59.86	100	0	P	H	
													H	
													H	
			10460	49.18	-19.02	68.2	55.31	39.55	13.66	59.34	100	0	P	V
			15690	45.31	-28.69	74	50.63	37.35	17.19	59.86	100	0	P	V
														V
Remark	1. No other spurious found.													
	2. All results are PASS against Peak and Average limit line.													



Band 1 5150~5250MHz
WIFI 802.11ac VHT80 (Band Edge @ 3m)

Table with 14 columns: WIFI Ant. 1, Note, Frequency (MHz), Level (dBµV/m), Over Limit (dB), Limit Line (dBµV/m), Read Level (dBµV), Antenna Factor (dB/m), Path Loss (dB), Preamp Factor (dB), Ant Pos (cm), Table Pos (deg), Peak Avg. (P/A), Pol. (H/V). Rows include test results for 802.11ac VHT80 CH 42 5210MHz and a Remark section.



**Band 1 5150~5250MHz
WIFI 802.11ac VHT80 (Harmonic @ 3m)**

WIFI Ant. 1	Note	Frequency (MHz)	Level (dBμV/m)	Over Limit (dB)	Limit Line (dBμV/m)	Read Level (dBμV)	Antenna Factor (dB/m)	Path Loss (dB)	Preamp Factor (dB)	Ant Pos (cm)	Table Pos (deg)	Peak Avg. (P/A)	Pol. (H/V)	
802.11ac VHT80 CH 42 5210MHz		10420	47.19	-21.01	68.2	53.37	39.52	13.62	59.32	100	0	P	H	
		15630	44.97	-29.03	74	50.25	37.5	17.12	59.9	100	0	P	H	
													H	
													H	
			10420	47.72	-20.48	68.2	53.9	39.52	13.62	59.32	100	0	P	V
			15630	45.57	-28.43	74	50.85	37.5	17.12	59.9	100	0	P	V
														V
													V	
Remark	1. No other spurious found. 2. All results are PASS against Peak and Average limit line.													



Band 2 - 5250~5350MHz
WIFI 802.11a (Band Edge @ 3m)

WIFI	Note	Frequency	Level	Over	Limit	Read	Antenna	Path	Preamp	Ant	Table	Peak	Pol.
Ant.				Limit	Line	Level	Factor	Loss	Factor	Pos	Pos	Avg.	
1		(MHz)	(dBµV/m)	(dB)	(dBµV/m)	(dBµV)	(dB/m)	(dB)	(dB)	(cm)	(deg)	(P/A)	(H/V)
802.11a CH 52 5260MHz		5075.82	50.06	-23.94	74	39.42	31.9	9.17	30.43	100	260	P	H
		5083.3	40.75	-13.25	54	30.1	31.9	9.18	30.43	100	260	A	H
	*	5260	111.77	-	-	101.44	31.4	9.36	30.43	100	260	P	H
	*	5260	104.13	-	-	93.8	31.4	9.36	30.43	100	260	A	H
		5351.76	53.09	-20.91	74	42.7	31.4	9.42	30.43	100	260	P	H
		5353.2	42.04	-11.96	54	31.65	31.4	9.42	30.43	100	260	A	H
		5132.26	49.92	-24.08	74	39.28	31.83	9.24	30.43	234	180	P	V
		5099.62	40.82	-13.18	54	30.15	31.9	9.2	30.43	234	180	A	V
	*	5260	108.46	-	-	98.13	31.4	9.36	30.43	234	180	P	V
	*	5260	100.79	-	-	90.46	31.4	9.36	30.43	234	180	A	V
		5354.16	50.37	-23.63	74	39.97	31.4	9.43	30.43	234	180	P	V
		5350.08	41.19	-12.81	54	30.8	31.4	9.42	30.43	234	180	A	V
802.11a CH 60 5300MHz		5130.22	50.29	-23.71	74	39.66	31.83	9.23	30.43	100	263	P	H
		5105.74	40.74	-13.26	54	30.09	31.87	9.21	30.43	100	263	A	H
	*	5300	111.93	-	-	101.57	31.4	9.39	30.43	100	263	P	H
	*	5300	94.36	-	-	84	31.4	9.39	30.43	100	263	A	H
		5353.68	60.85	-13.15	74	50.45	31.4	9.43	30.43	100	263	P	H
		5352	45.81	-8.19	54	35.42	31.4	9.42	30.43	100	263	A	H
		5066.3	50.43	-23.57	74	39.8	31.9	9.16	30.43	247	182	P	V
		5103.36	40.69	-13.31	54	30.02	31.9	9.2	30.43	247	182	A	V
	*	5300	108.57	-	-	98.21	31.4	9.39	30.43	247	182	P	V
	*	5300	101.11	-	-	90.75	31.4	9.39	30.43	247	182	A	V
		5353.44	55.45	-18.55	74	45.05	31.4	9.43	30.43	247	182	P	V
		5351.76	43.07	-10.93	54	32.68	31.4	9.42	30.43	247	182	A	V



802.11a CH 64 5320MHz	*	5320	111.9	-	-	101.53	31.4	9.4	30.43	100	259	P	H
	*	5320	104.44	-	-	94.07	31.4	9.4	30.43	100	259	A	H
		5350.08	55.6	-18.4	74	45.21	31.4	9.42	30.43	100	259	P	H
		5350.08	46.75	-7.25	54	36.36	31.4	9.42	30.43	100	259	A	H
													H
													H
	*	5320	108.91	-	-	98.54	31.4	9.4	30.43	230	183	P	V
	*	5320	100.83	-	-	90.46	31.4	9.4	30.43	230	183	A	V
		5352.64	52.86	-21.14	74	42.47	31.4	9.42	30.43	230	183	P	V
		5350.24	44.38	-9.62	54	33.99	31.4	9.42	30.43	230	183	A	V
													V
													V
Remark	1. No other spurious found. 2. All results are PASS against Peak and Average limit line.												



Band 2 5250~5350MHz
WIFI 802.11a (Harmonic @ 3m)

WIFI Ant. 1	Note	Frequency (MHz)	Level (dBμV/m)	Over Limit (dB)	Limit Line (dBμV/m)	Read Level (dBμV)	Antenna Factor (dB/m)	Path Loss (dB)	Preamp Factor (dB)	Ant Pos (cm)	Table Pos (deg)	Peak Avg. (P/A)	Pol. (H/V)
802.11a CH 52 5260MHz		10520	48.76	-19.44	68.2	54.84	39.63	13.69	59.4	100	0	P	H
		15780	44.36	-29.64	74	49.59	37.3	17.27	59.8	100	0	P	H
													H
													H
		10520	48.64	-19.56	68.2	54.72	39.63	13.69	59.4	100	0	P	V
		15780	44.56	-29.44	74	49.79	37.3	17.27	59.8	100	0	P	V
													V
													V
802.11a CH 60 5300MHz		10600	48.52	-25.48	74	54.59	39.8	13.71	59.58	100	0	P	H
		15900	45.01	-28.99	74	50.35	37	17.38	59.72	100	0	P	H
													H
													H
		10600	47.91	-26.09	74	53.98	39.8	13.71	59.58	100	0	P	V
		15900	44.43	-29.57	74	49.77	37	17.38	59.72	100	0	P	V
													V
													V
802.11a CH 64 5320MHz		10640	48.42	-25.58	74	54.57	39.8	13.72	59.67	100	0	P	H
		15960	45.33	-28.67	74	50.76	36.93	17.33	59.69	100	0	P	H
													H
													H
		10640	48.27	-25.73	74	54.42	39.8	13.72	59.67	100	0	P	V
		15960	44.93	-29.07	74	50.36	36.93	17.33	59.69	100	0	P	V
													V
													V
Remark	1. No other spurious found. 2. All results are PASS against Peak and Average limit line.												



Band 2 5250~5350MHz
WIFI 802.11n HT20 (Band Edge @ 3m)

WIFI Ant. 1	Note	Frequency (MHz)	Level (dBμV/m)	Over Limit (dB)	Limit Line (dBμV/m)	Read Level (dBμV)	Antenna Factor (dB/m)	Path Loss (dB)	Preamp Factor (dB)	Ant Pos (cm)	Table Pos (deg)	Peak Avg. (P/A)	Pol. (H/V)
802.11n HT20 CH 52 5260MHz		5126.48	51.01	-22.99	74	40.38	31.83	9.23	30.43	100	268	P	H
		5082.96	41.1	-12.9	54	30.45	31.9	9.18	30.43	100	268	A	H
	*	5260	111.28	-	-	100.95	31.4	9.36	30.43	100	268	P	H
	*	5260	103.2	-	-	92.87	31.4	9.36	30.43	100	268	A	H
		5351.04	51.81	-22.19	74	41.42	31.4	9.42	30.43	100	268	P	H
		5350.08	42.06	-11.94	54	31.67	31.4	9.42	30.43	100	268	A	H
		5077.18	51.11	-22.89	74	40.47	31.9	9.17	30.43	250	177	P	V
		5076.84	40.99	-13.01	54	30.35	31.9	9.17	30.43	250	177	A	V
	*	5260	108.54	-	-	98.21	31.4	9.36	30.43	250	177	P	V
	*	5260	100.62	-	-	90.29	31.4	9.36	30.43	250	177	A	V
		5459.28	50.07	-23.93	74	39.22	31.7	9.58	30.43	250	177	P	V
		5350.08	41.41	-12.59	54	31.02	31.4	9.42	30.43	250	177	A	V
802.11n HT20 CH 60 5300MHz		5148.92	49.68	-24.32	74	39.06	31.8	9.25	30.43	339	262	P	H
		5083.98	41.14	-12.86	54	30.49	31.9	9.18	30.43	339	262	A	H
	*	5300	111.77	-	-	101.41	31.4	9.39	30.43	339	262	P	H
	*	5300	103.52	-	-	93.16	31.4	9.39	30.43	339	262	A	H
		5358.48	57.13	-16.87	74	46.73	31.4	9.43	30.43	339	262	P	H
		5351.52	44.58	-9.42	54	34.19	31.4	9.42	30.43	339	262	A	H
		5070.04	50.61	-23.39	74	39.97	31.9	9.17	30.43	249	179	P	V
		5124.78	41.04	-12.96	54	30.41	31.83	9.23	30.43	249	179	A	V
	*	5300	109.41	-	-	99.05	31.4	9.39	30.43	249	179	P	V
	*	5300	101.29	-	-	90.93	31.4	9.39	30.43	249	179	A	V
	5352.48	58.08	-15.92	74	47.69	31.4	9.42	30.43	249	179	P	V	
	5350.56	43.05	-10.95	54	32.66	31.4	9.42	30.43	249	179	A	V	



802.11n HT20 CH 64 5320MHz	*	5320	111.29	-	-	100.92	31.4	9.4	30.43	336	264	P	H
	*	5320	103.74	-	-	93.37	31.4	9.4	30.43	336	264	A	H
		5358.4	61.08	-12.92	74	50.68	31.4	9.43	30.43	336	264	P	H
		5350.24	46.22	-7.78	54	35.83	31.4	9.42	30.43	336	264	A	H
													H
													H
	*	5320	108.86	-	-	98.49	31.4	9.4	30.43	219	180	P	V
	*	5320	101.31	-	-	90.94	31.4	9.4	30.43	219	180	A	V
		5361.12	56.08	-17.92	74	45.61	31.47	9.43	30.43	219	180	P	V
		5350.56	44.2	-9.8	54	33.81	31.4	9.42	30.43	219	180	A	V
													V
													V
Remark	1. No other spurious found. 2. All results are PASS against Peak and Average limit line.												



Band 2 5250~5350MHz
WIFI 802.11n HT20 (Harmonic @ 3m)

WIFI Ant. 1	Note	Frequency (MHz)	Level (dBμV/m)	Over Limit (dB)	Limit Line (dBμV/m)	Read Level (dBμV)	Antenna Factor (dB/m)	Path Loss (dB)	Preamp Factor (dB)	Ant Pos (cm)	Table Pos (deg)	Peak Avg. (P/A)	Pol. (H/V)
802.11n HT20 CH 52 5260MHz		10520	48.13	-20.07	68.2	54.21	39.63	13.69	59.4	100	0	P	H
		15780	44.87	-29.13	74	50.1	37.3	17.27	59.8	100	0	P	H
													H
													H
		10520	46.99	-21.21	68.2	53.07	39.63	13.69	59.4	100	0	P	V
		15780	45.05	-28.95	74	50.28	37.3	17.27	59.8	100	0	P	V
													V
802.11n HT20 CH 60 5300MHz		10600	48.39	-25.61	74	54.46	39.8	13.71	59.58	100	0	P	H
		15900	45.68	-28.32	74	51.02	37	17.38	59.72	100	0	P	H
													H
													H
		10600	47.68	-26.32	74	53.75	39.8	13.71	59.58	100	0	P	V
		15900	44.92	-29.08	74	50.26	37	17.38	59.72	100	0	P	V
													V
802.11n HT20 CH 64 5320MHz		10640	47.67	-26.33	74	53.82	39.8	13.72	59.67	100	0	P	H
		15960	44.65	-29.35	74	50.08	36.93	17.33	59.69	100	0	P	H
													H
													H
		10640	48.09	-25.91	74	54.24	39.8	13.72	59.67	100	0	P	V
		15960	44.78	-29.22	74	50.21	36.93	17.33	59.69	100	0	P	V
													V
Remark	1. No other spurious found.												
	2. All results are PASS against Peak and Average limit line.												



Band 2 5250~5350MHz
WIFI 802.11n HT40 (Band Edge @ 3m)

WIFI Ant. 1	Note	Frequency (MHz)	Level (dBμV/m)	Over Limit (dB)	Limit Line (dBμV/m)	Read Level (dBμV)	Antenna Factor (dB/m)	Path Loss (dB)	Preamp Factor (dB)	Ant Pos (cm)	Table Pos (deg)	Peak Avg. (P/A)	Pol. (H/V)
802.11n HT40 CH 54 5270MHz		5041.48	49.95	-24.05	74	39.34	31.9	9.14	30.43	362	264	P	H
		5143.48	41.81	-12.19	54	31.19	31.8	9.25	30.43	362	264	A	H
	*	5270	109.32	-	-	98.99	31.4	9.36	30.43	362	264	P	H
	*	5270	101.57	-	-	91.24	31.4	9.36	30.43	362	264	A	H
		5358.72	57.1	-16.9	74	46.7	31.4	9.43	30.43	362	264	P	H
		5350.08	46.33	-7.67	54	35.94	31.4	9.42	30.43	362	264	A	H
		5070.72	50.09	-23.91	74	39.45	31.9	9.17	30.43	234	179	P	V
		5102.68	42.15	-11.85	54	31.48	31.9	9.2	30.43	234	179	A	V
	*	5270	107.1	-	-	96.77	31.4	9.36	30.43	234	179	P	V
	*	5270	98.68	-	-	88.35	31.4	9.36	30.43	234	179	A	V
		5357.04	54.76	-19.24	74	44.36	31.4	9.43	30.43	234	179	P	V
		5351.04	44.68	-9.32	54	34.29	31.4	9.42	30.43	234	179	A	V
802.11n HT40 CH 62 5310MHz		5076.84	50.37	-23.63	74	39.73	31.9	9.17	30.43	353	265	P	H
		5088.06	41.82	-12.18	54	31.16	31.9	9.19	30.43	353	265	A	H
	*	5310	106.18	-	-	95.82	31.4	9.39	30.43	353	265	P	H
	*	5310	98.32	-	-	87.96	31.4	9.39	30.43	353	265	A	H
		5350.08	60.17	-13.83	74	49.78	31.4	9.42	30.43	353	265	P	H
		5351.28	50.45	-3.55	54	40.06	31.4	9.42	30.43	353	265	A	H
		5089.42	51.59	-22.41	74	40.93	31.9	9.19	30.43	231	178	P	V
		5112.54	41.77	-12.23	54	31.12	31.87	9.21	30.43	231	178	A	V
	*	5310	103.75	-	-	93.39	31.4	9.39	30.43	231	178	P	V
	*	5310	96.02	-	-	85.66	31.4	9.39	30.43	231	178	A	V
	5364.48	58.37	-15.63	74	47.9	31.47	9.43	30.43	231	178	P	V	
	5350.32	48.61	-5.39	54	38.22	31.4	9.42	30.43	231	178	A	V	
Remark	1. No other spurious found. 2. All results are PASS against Peak and Average limit line.												



Band 2 5250~5350MHz
WIFI 802.11n HT40 (Harmonic @ 3m)

WIFI Ant. 1	Note	Frequency (MHz)	Level (dBμV/m)	Over Limit (dB)	Limit Line (dBμV/m)	Read Level (dBμV)	Antenna Factor (dB/m)	Path Loss (dB)	Preamp Factor (dB)	Ant Pos (cm)	Table Pos (deg)	Peak Avg. (P/A)	Pol. (H/V)
802.11n HT40 CH 54 5270MHz		10540	47.14	-21.06	68.2	53.22	39.67	13.7	59.45	100	0	P	H
		15810	45.79	-28.21	74	50.97	37.3	17.3	59.78	100	0	P	H
													H
													H
		10540	49.15	-19.05	68.2	55.23	39.67	13.7	59.45	100	0	P	V
		15810	46.42	-27.58	74	51.6	37.3	17.3	59.78	100	0	P	V
													V
													V
802.11n HT40 CH 62 5310MHz		10620	47	-27	74	53.11	39.8	13.72	59.63	100	0	P	H
		15930	45.97	-28.03	74	51.34	36.97	17.36	59.7	100	0	P	H
													H
													H
		10620	47.67	-26.33	74	53.78	39.8	13.72	59.63	100	0	P	V
		15930	45.78	-28.22	74	51.15	36.97	17.36	59.7	100	0	P	V
													V
													V
Remark	1. No other spurious found. 2. All results are PASS against Peak and Average limit line.												



Band 2 5250~5350MHz
WIFI 802.11ac VHT80 (Band Edge @ 3m)

WIFI Ant. 1	Note	Frequency (MHz)	Level (dBμV/m)	Over Limit (dB)	Limit Line (dBμV/m)	Read Level (dBμV)	Antenna Factor (dB/m)	Path Loss (dB)	Preamp Factor (dB)	Ant Pos (cm)	Table Pos (deg)	Peak Avg. (P/A)	Pol. (H/V)
802.11ac VHT80 CH 58 5290MHz		5126.82	49.97	-24.03	74	39.34	31.83	9.23	30.43	339	250	P	H
		5118.32	41.4	-12.6	54	30.74	31.87	9.22	30.43	339	250	A	H
	*	5290	102.51	-	-	92.16	31.4	9.38	30.43	339	250	P	H
	*	5290	94.91	-	-	84.56	31.4	9.38	30.43	339	250	A	H
		5359.2	58.23	-15.77	74	47.83	31.4	9.43	30.43	339	250	P	H
		5350.56	50.41	-3.59	54	40.02	31.4	9.42	30.43	339	250	A	H
		5099.96	50.15	-23.85	74	39.48	31.9	9.2	30.43	231	177	P	V
		5106.42	41.62	-12.38	54	30.97	31.87	9.21	30.43	231	177	A	V
	*	5290	98.88	-	-	88.53	31.4	9.38	30.43	231	177	P	V
	*	5290	91.28	-	-	80.93	31.4	9.38	30.43	231	177	A	V
		5368.32	55.89	-18.11	74	45.41	31.47	9.44	30.43	231	177	P	V
	5350.08	49.21	-4.79	54	38.82	31.4	9.42	30.43	231	177	A	V	
Remark	1. No other spurious found. 2. All results are PASS against Peak and Average limit line.												



**Band 2 5250~5350MHz
WIFI 802.11ac VHT80 (Harmonic @ 3m)**

WIFI Ant. 1	Note	Frequency (MHz)	Level (dBμV/m)	Over Limit (dB)	Limit Line (dBμV/m)	Read Level (dBμV)	Antenna Factor (dB/m)	Path Loss (dB)	Preamp Factor (dB)	Ant Pos (cm)	Table Pos (deg)	Peak Avg. (P/A)	Pol. (H/V)	
802.11ac VHT80 CH 58 5290MHz		10580	47.71	-20.49	68.2	53.77	39.77	13.71	59.54	100	0	P	H	
		15870	45.09	-28.91	74	50.42	37.06	17.35	59.74	100	0	P	H	
													H	
													H	
			10580	47.34	-20.86	68.2	53.4	39.77	13.71	59.54	100	0	P	V
			15870	44.89	-29.11	74	50.22	37.06	17.35	59.74	100	0	P	V
														V
													V	
Remark	1. No other spurious found. 2. All results are PASS against Peak and Average limit line.													



Band 3 - 5470~5725MHz
WIFI 802.11a (Band Edge @ 3m)

WIFI	Note	Frequency	Level	Over	Limit	Read	Antenna	Path	Preamp	Ant	Table	Peak	Pol.	
Ant.				Limit	Line	Level	Factor	Loss	Factor	Pos	Pos	Avg.		
1		(MHz)	(dBμV/m)	(dB)	(dBμV/m)	(dBμV)	(dB/m)	(dB)	(dB)	(cm)	(deg)	(P/A)	(H/V)	
802.11a CH 100 5500MHz		5453.68	61.1	-12.9	74	50.27	31.7	9.56	30.43	100	255	P	H	
		5470	62.45	-5.75	68.2	51.58	31.7	9.6	30.43	100	255	P	H	
		5460	44.97	-9.03	54	34.12	31.7	9.58	30.43	100	255	A	H	
	*	5500	112.2	-	-	101.27	31.7	9.66	30.43	100	255	P	H	
	*	5500	104.9	-	-	93.97	31.7	9.66	30.43	100	255	A	H	
														H
			5456.56	55.34	-18.66	74	44.5	31.7	9.57	30.43	243	176	P	V
			5466.64	56.27	-11.93	68.2	45.41	31.7	9.59	30.43	243	176	P	V
			5456.4	42.65	-11.35	54	31.81	31.7	9.57	30.43	243	176	A	V
	*		5500	108.94	-	-	98.01	31.7	9.66	30.43	243	176	P	V
	*		5500	101.45	-	-	90.52	31.7	9.66	30.43	243	176	A	V
														V
802.11a CH 116 5580MHz		5380.72	50.07	-23.93	74	39.52	31.53	9.45	30.43	100	255	P	H	
		5470	49.9	-18.3	68.2	39.03	31.7	9.6	30.43	100	255	P	H	
		5452.72	41.16	-12.84	54	30.33	31.7	9.56	30.43	100	255	A	H	
	*	5580	111.56	-	-	100.43	31.8	9.81	30.48	100	255	P	H	
	*	5580	103.99	-	-	92.86	31.8	9.81	30.48	100	255	A	H	
			5726.885	50.94	-17.26	68.2	39.72	31.93	9.86	30.57	100	255	P	H
			5408.32	49.96	-24.04	74	39.31	31.6	9.48	30.43	221	178	P	V
			5460.88	49.36	-18.84	68.2	38.51	31.7	9.58	30.43	221	178	P	V
			5452.72	40.72	-13.28	54	29.89	31.7	9.56	30.43	221	178	A	V
	*		5580	110.71	-	-	99.58	31.8	9.81	30.48	221	178	P	V
	*		5580	103.13	-	-	92	31.8	9.81	30.48	221	178	A	V
			5733.815	51.04	-17.16	68.2	39.82	31.93	9.86	30.57	221	178	P	V



802.11a CH 140 5700MHz	*	5700	112.16	-	-	101.05	31.8	9.86	30.55	100	257	P	H
	*	5700	104.66	-	-	93.55	31.8	9.86	30.55	100	257	A	H
		5725.08	57.85	-10.35	68.2	46.63	31.93	9.86	30.57	100	257	P	H
													H
													H
													H
	*	5700	109.47	-	-	98.36	31.8	9.86	30.55	238	179	P	V
	*	5700	101.86	-	-	90.75	31.8	9.86	30.55	238	179	A	V
		5725.24	54.31	-13.89	68.2	43.09	31.93	9.86	30.57	238	179	P	V
													V
													V
													V
Remark	1. No other spurious found. 2. All results are PASS against Peak and Average limit line.												



Band 3 - 5470~5725MHz
WIFI 802.11a (Harmonic @ 3m)

WIFI Ant. 1	Note	Frequency (MHz)	Level (dBμV/m)	Over Limit (dB)	Limit Line (dBμV/m)	Read Level (dBμV)	Antenna Factor (dB/m)	Path Loss (dB)	Preamp Factor (dB)	Ant Pos (cm)	Table Pos (deg)	Peak Avg. (P/A)	Pol. (H/V)	
802.11a CH 100 5500MHz		11000	60.46	-13.54	74	66.68	40.4	13.86	60.48	100	355	P	H	
		11000	47.23	-6.77	54	53.45	40.4	13.86	60.48	100	355	A	H	
		16500	45.12	-23.08	68.2	47.91	38.6	17.55	58.94	100	0	P	H	
													H	
		11000	60.2	-13.8	74	66.42	40.4	13.86	60.48	105	107	P	V	
		11000	47.5	-6.5	54	53.72	40.4	13.86	60.48	105	107	A	V	
		16500	45.12	-23.08	68.2	47.91	38.6	17.55	58.94	100	0	P	V	
														V
802.11a CH 116 5580MHz		11160	49.93	-24.07	74	56.43	39.93	14.14	60.57	100	0	P	H	
		16740	47.12	-21.08	68.2	47.8	39.78	17.92	58.38	100	0	P	H	
													H	
													H	
		11160	54.78	-19.22	74	61.28	39.93	14.14	60.57	104	106	P	V	
		11160	41.9	-12.1	54	48.4	39.93	14.14	60.57	104	106	A	V	
		16740	47.32	-20.88	68.2	48	39.78	17.92	58.38	100	0	P	V	
														V
802.11a CH 140 5700MHz		11400	47.05	-26.95	74	53.22	40	14.53	60.7	100	0	P	H	
		17100	48.54	-19.66	68.2	47.21	40.5	18.24	57.41	100	0	P	H	
													H	
													H	
		11400	47.85	-26.15	74	54.02	40	14.53	60.7	100	0	P	V	
		17100	48.24	-19.96	68.2	46.91	40.5	18.24	57.41	100	0	P	V	
														V
														V
Remark	1. No other spurious found. 2. All results are PASS against Peak and Average limit line.													



Band 3 - 5470~5725MHz
WIFI 802.11n HT20 (Band Edge @ 3m)

WIFI Ant. 1	Note	Frequency (MHz)	Level (dBμV/m)	Over Limit (dB)	Limit Line (dBμV/m)	Read Level (dBμV)	Antenna Factor (dB/m)	Path Loss (dB)	Preamp Factor (dB)	Ant Pos (cm)	Table Pos (deg)	Peak Avg. (P/A)	Pol. (H/V)	
802.11n HT20 CH 100 5500MHz		5440.4	53.54	-20.46	74	42.49	31.94	9.54	30.43	100	82	P	H	
		5467.44	56.49	-11.71	68.2	45.3	32.03	9.59	30.43	100	82	P	H	
		5459.44	45.02	-8.98	54	33.85	32.02	9.58	30.43	100	82	A	H	
	*	5500	112.99	-	-	101.66	32.1	9.66	30.43	100	82	P	H	
	*	5500	104.76	-	-	93.43	32.1	9.66	30.43	100	82	A	H	
														H
			5459.6	52.24	-21.76	74	41.07	32.02	9.58	30.43	247	163	P	V
			5464.56	55.03	-13.17	68.2	43.84	32.03	9.59	30.43	247	163	P	V
			5460	43.83	-10.17	54	32.66	32.02	9.58	30.43	247	163	A	V
	*		5500	110.48	-	-	99.15	32.1	9.66	30.43	247	163	P	V
	*		5500	102.33	-	-	91	32.1	9.66	30.43	247	163	A	V
														V
802.11n HT20 CH 116 5580MHz		5352.16	50.12	-23.88	74	39.73	31.4	9.42	30.43	100	262	P	H	
		5460.64	50.66	-17.54	68.2	39.81	31.7	9.58	30.43	100	262	P	H	
		5459.2	41.59	-12.41	54	30.74	31.7	9.58	30.43	100	262	A	H	
	*	5580	111.51	-	-	100.38	31.8	9.81	30.48	100	262	P	H	
	*	5580	103.77	-	-	92.64	31.8	9.81	30.48	100	262	A	H	
			5728.775	50.67	-17.53	68.2	39.45	31.93	9.86	30.57	100	262	P	H
			5404	50.69	-23.31	74	40.05	31.6	9.47	30.43	221	180	P	V
			5463.76	50.05	-18.15	68.2	39.2	31.7	9.58	30.43	221	180	P	V
			5452.48	41.23	-12.77	54	30.4	31.7	9.56	30.43	221	180	A	V
	*		5580	108.8	-	-	97.67	31.8	9.81	30.48	221	180	P	V
	*		5580	101.2	-	-	90.07	31.8	9.81	30.48	221	180	A	V
			5758.7	50.98	-17.22	68.2	39.63	32.07	9.87	30.59	221	180	P	V



802.11n HT20 CH 140 5700MHz	*	5700	110.64	-	-	99.53	31.8	9.86	30.55	100	230	P	H
	*	5700	102.91	-	-	91.8	31.8	9.86	30.55	100	230	A	H
		5733.88	62.2	-6	68.2	50.99	31.93	9.86	30.58	100	230	P	H
													H
													H
													H
	*	5700	105.72	-	-	94.61	31.8	9.86	30.55	228	178	P	V
	*	5700	97.94	-	-	86.83	31.8	9.86	30.55	228	178	A	V
		5725.24	57.78	-10.42	68.2	46.56	31.93	9.86	30.57	228	178	P	V
													V
												V	
												V	
Remark	1. No other spurious found. 2. All results are PASS against Peak and Average limit line.												



Band 3 - 5470~5725MHz
WIFI 802.11n HT20 (Harmonic @ 3m)

WIFI Ant. 1	Note	Frequency (MHz)	Level (dBμV/m)	Over Limit (dB)	Limit Line (dBμV/m)	Read Level (dBμV)	Antenna Factor (dB/m)	Path Loss (dB)	Preamp Factor (dB)	Ant Pos (cm)	Table Pos (deg)	Peak Avg. (P/A)	Pol. (H/V)
802.11n HT20 CH 100 5500MHz		11000	62.43	-11.57	74	68.45	40.6	13.86	60.48	100	253	P	H
		11000	49.18	-4.82	54	55.2	40.6	13.86	60.48	100	253	A	H
		16500	46.22	-21.98	68.2	48.31	39.3	17.55	58.94	100	0	P	H
													H
		11000	65.42	-8.58	74	71.44	40.6	13.86	60.48	100	162	P	V
		11000	50.97	-3.03	54	56.99	40.6	13.86	60.48	100	162	A	V
		16500	46.42	-21.78	68.2	48.51	39.3	17.55	58.94	100	0	P	V
													V
802.11n HT20 CH 116 5580MHz		11160	59.37	-14.63	74	65.87	39.93	14.14	60.57	100	25	P	H
		11160	45.59	-8.41	54	52.09	39.93	14.14	60.57	100	25	A	H
		16740	47.6	-20.6	68.2	48.28	39.78	17.92	58.38	100	0	P	H
													H
		11160	56.91	-17.09	74	63.41	39.93	14.14	60.57	100	106	P	V
		11160	43.55	-10.45	54	50.05	39.93	14.14	60.57	100	106	A	V
		16740	47.28	-20.92	68.2	47.96	39.78	17.92	58.38	100	0	P	V
													V
802.11n HT20 CH 140 5700MHz		11400	48.33	-25.67	74	54.5	40	14.53	60.7	100	0	P	H
		17100	48.98	-19.22	68.2	47.65	40.5	18.24	57.41	100	0	P	H
													H
													H
		11400	47.19	-26.81	74	53.36	40	14.53	60.7	100	0	P	V
		17100	49	-19.2	68.2	47.67	40.5	18.24	57.41	100	0	P	V
													V
Remark	1. No other spurious found. 2. All results are PASS against Peak and Average limit line.												



**Band 3 - 5470~5725MHz
WIFI 802.11n HT40 (Band Edge @ 3m)**

WIFI Ant. 1	Note	Frequency (MHz)	Level (dBμV/m)	Over Limit (dB)	Limit Line (dBμV/m)	Read Level (dBμV)	Antenna Factor (dB/m)	Path Loss (dB)	Preamp Factor (dB)	Ant Pos (cm)	Table Pos (deg)	Peak Avg. (P/A)	Pol. (H/V)
802.11n HT40 CH 102 5510MHz		5458.72	54.38	-19.62	74	43.54	31.7	9.57	30.43	347	260	P	H
		5470	61.45	-6.75	68.2	50.58	31.7	9.6	30.43	347	260	P	H
		5459.92	46.67	-7.33	54	35.82	31.7	9.58	30.43	347	260	A	H
	*	5510	106.63	-	-	95.7	31.7	9.67	30.44	347	260	P	H
	*	5510	98.73	-	-	87.8	31.7	9.67	30.44	347	260	A	H
		5732.555	51.22	-16.98	68.2	40	31.93	9.86	30.57	347	260	P	H
		5459.92	53.31	-20.69	74	42.46	31.7	9.58	30.43	232	178	P	V
		5469.52	59.56	-8.64	68.2	48.69	31.7	9.6	30.43	232	178	P	V
		5459.44	45.63	-8.37	54	34.78	31.7	9.58	30.43	232	178	A	V
	*	5510	104.41	-	-	93.48	31.7	9.67	30.44	232	178	P	V
	*	5510	96.6	-	-	85.67	31.7	9.67	30.44	232	178	A	V
		5748.305	49.65	-18.55	68.2	38.37	32	9.86	30.58	232	178	P	V
802.11n HT40 CH 110 5550MHz		5450.08	52.21	-21.79	74	41.38	31.7	9.56	30.43	100	252	P	H
		5460.88	54.82	-13.38	68.2	43.97	31.7	9.58	30.43	100	252	P	H
		5459.2	45.04	-8.96	54	34.19	31.7	9.58	30.43	100	252	A	H
	*	5550	111.57	-	-	100.48	31.8	9.75	30.46	100	252	P	H
	*	5550	103.41	-	-	92.32	31.8	9.75	30.46	100	252	A	H
		5736.965	50.32	-17.88	68.2	39.04	32	9.86	30.58	100	252	P	H
		5455.36	50.97	-23.03	74	40.13	31.7	9.57	30.43	400	12	P	V
		5466.64	51.62	-16.58	68.2	40.76	31.7	9.59	30.43	400	12	P	V
		5457.76	42.23	-11.77	54	31.39	31.7	9.57	30.43	400	12	A	V
	*	5550	107.84	-	-	96.75	31.8	9.75	30.46	400	12	P	V
	*	5550	100.1	-	-	89.01	31.8	9.75	30.46	400	12	A	V
		5750.51	50.57	-17.63	68.2	39.29	32	9.87	30.59	400	12	P	V



802.11n HT40 CH 134 5670MHz		5361.9	50.28	-23.72	74	39.81	31.47	9.43	30.43	110	228	P	H
		5463.75	49.01	-19.19	68.2	38.16	31.7	9.58	30.43	110	228	P	H
		5459.9	42.19	-11.81	54	31.34	31.7	9.58	30.43	110	228	A	H
	*	5670	109.87	-	-	98.8	31.75	9.86	30.54	110	228	P	H
	*	5670	102.1	-	-	91.03	31.75	9.86	30.54	110	228	A	H
		5725.1	61.02	-7.18	68.2	49.8	31.93	9.86	30.57	110	228	P	H
		5398.65	50.21	-23.79	74	39.58	31.6	9.46	30.43	400	19	P	V
		5467.25	49.72	-18.48	68.2	38.86	31.7	9.59	30.43	400	19	P	V
		5455	41.91	-12.09	54	31.07	31.7	9.57	30.43	400	19	A	V
	*	5670	105	-	-	93.93	31.75	9.86	30.54	400	19	P	V
	*	5670	97.05	-	-	85.98	31.75	9.86	30.54	400	19	A	V
		5727.55	53.61	-14.59	68.2	42.39	31.93	9.86	30.57	400	19	P	V
Remark	1. No other spurious found. 2. All results are PASS against Peak and Average limit line.												



Band 3 - 5470~5725MHz
WIFI 802.11n HT40 (Harmonic @ 3m)

WIFI Ant. 1	Note	Frequency (MHz)	Level (dBμV/m)	Over Limit (dB)	Limit Line (dBμV/m)	Read Level (dBμV)	Antenna Factor (dB/m)	Path Loss (dB)	Preamp Factor (dB)	Ant Pos (cm)	Table Pos (deg)	Peak Avg. (P/A)	Pol. (H/V)	
802.11n HT40 CH 102 5510MHz		11020	59.88	-14.12	74	66.15	40.33	13.89	60.49	100	141	P	H	
		11020	46.32	-7.68	54	52.59	40.33	13.89	60.49	100	141	A	H	
		16530	45.63	-22.57	68.2	48.2	38.7	17.6	58.87	100	0	P	H	
													H	
		11020	58.03	-15.97	74	64.3	40.33	13.89	60.49	100	296	P	V	
		11020	44.22	-9.78	54	50.49	40.33	13.89	60.49	100	296	A	V	
		16530	45.65	-22.55	68.2	48.22	38.7	17.6	58.87	100	0	P	V	
													V	
802.11n HT40 CH 110 5550MHz		11100	57.73	-16.27	74	64.29	40	13.98	60.54	100	341	P	H	
		11100	43.99	-10.01	54	50.55	40	13.98	60.54	100	341	A	H	
		16650	46.49	-21.71	68.2	48.06	39.2	17.82	58.59	100	0	P	H	
														H
		11100	55.86	-18.14	74	62.42	40	13.98	60.54	100	107	P	V	
		11100	42.1	-11.9	54	48.66	40	13.98	60.54	100	107	A	V	
		16650	46.29	-21.91	68.2	47.86	39.2	17.82	58.59	100	0	P	V	
													V	
802.11n HT40 CH 134 5670MHz		11340	48.69	-25.31	74	54.96	39.87	14.53	60.67	100	0	P	H	
		17010	48.32	-19.88	68.2	47.46	40.5	18.09	57.73	100	0	P	H	
														H
														H
		11330	47.81	-26.19	74	54.06	39.87	14.54	60.66	100	0	P	V	
		17010	49.27	-18.93	68.2	48.41	40.5	18.09	57.73	100	0	P	V	
														V
													V	
Remark	1. No other spurious found. 2. All results are PASS against Peak and Average limit line.													



Band 3 - 5470~5725MHz
WIFI 802.11ac VHT80 (Band Edge @ 3m)

WIFI Ant. 1	Note	Frequency (MHz)	Level (dBμV/m)	Over Limit (dB)	Limit Line (dBμV/m)	Read Level (dBμV)	Antenna Factor (dB/m)	Path Loss (dB)	Preamp Factor (dB)	Ant Pos (cm)	Table Pos (deg)	Peak Avg. (P/A)	Pol. (H/V)
802.11ac VHT80 CH 106 5530MHz		5458.24	63.54	-10.46	74	52.7	31.7	9.57	30.43	347	258	P	H
		5469.52	66.49	-1.71	68.2	55.62	31.7	9.6	30.43	347	258	P	H
		5459.68	49.93	-4.07	54	39.08	31.7	9.58	30.43	347	258	A	H
	*	5530	103.13	-	-	92.14	31.73	9.71	30.45	347	258	P	H
	*	5530	95.5	-	-	84.51	31.73	9.71	30.45	347	258	A	H
		5746.415	51.3	-16.9	68.2	40.02	32	9.86	30.58	347	258	P	H
		5457.52	60.71	-13.29	74	49.87	31.7	9.57	30.43	238	180	P	V
		5469.76	64.5	-3.7	68.2	53.63	31.7	9.6	30.43	238	180	P	V
		5459.92	47.97	-6.03	54	37.12	31.7	9.58	30.43	238	180	A	V
	*	5530	101.81	-	-	90.82	31.73	9.71	30.45	238	180	P	V
	*	5530	94.21	-	-	83.22	31.73	9.71	30.45	238	180	A	V
	5725.94	49.83	-18.37	68.2	38.61	31.93	9.86	30.57	238	180	P	V	
802.11ac VHT80 CH 122 5610MHz		5453.92	52.53	-21.47	74	41.69	31.7	9.57	30.43	100	248	P	H
		5468.8	51.81	-16.39	68.2	40.95	31.7	9.59	30.43	100	248	P	H
		5459.68	44.34	-9.66	54	33.49	31.7	9.58	30.43	100	248	A	H
	*	5610	105.87	-	-	94.72	31.8	9.85	30.5	100	248	P	H
	*	5610	98.54	-	-	87.39	31.8	9.85	30.5	100	248	A	H
		5726.255	57.14	-11.06	68.2	45.92	31.93	9.86	30.57	100	248	P	H
		5455.36	50.54	-23.46	74	39.7	31.7	9.57	30.43	234	178	P	V
		5469.04	51.16	-17.04	68.2	40.3	31.7	9.59	30.43	234	178	P	V
		5452.96	42.82	-11.18	54	31.99	31.7	9.56	30.43	234	178	A	V
	*	5610	102.87	-	-	91.72	31.8	9.85	30.5	234	178	P	V
	*	5610	95.36	-	-	84.21	31.8	9.85	30.5	234	178	A	V
	5732.87	52.93	-15.27	68.2	41.71	31.93	9.86	30.57	234	178	P	V	
Remark	1. No other spurious found. 2. All results are PASS against Peak and Average limit line.												



Band 3 5470~5725MHz
WIFI 802.11ac VHT80 (Harmonic @ 3m)

WIFI Ant. 1	Note	Frequency (MHz)	Level (dBμV/m)	Over Limit (dB)	Limit Line (dBμV/m)	Read Level (dBμV)	Antenna Factor (dB/m)	Path Loss (dB)	Preamp Factor (dB)	Ant Pos (cm)	Table Pos (deg)	Peak Avg. (P/A)	Pol. (H/V)
802.11ac VHT80 CH 106 5530MHz		11060	54.67	-19.33	74	61.11	40.13	13.94	60.51	100	54	P	H
		11060	41.27	-12.73	54	47.71	40.13	13.94	60.51	100	54	A	H
		16590	46.41	-21.79	68.2	48.58	38.85	17.71	58.73	100	0	P	H
													H
		11060	49.97	-24.03	74	56.41	40.13	13.94	60.51	100	0	P	V
		16590	46.53	-21.67	68.2	48.7	38.85	17.71	58.73	100	0	P	V
													V
802.11ac VHT80 CH 122 5610MHz		11220	49.46	-24.54	74	55.86	39.88	14.32	60.6	100	0	P	H
		16830	48.83	-19.37	68.2	48.84	40.2	17.96	58.17	100	0	P	H
													H
													H
		11220	48.19	-25.81	74	54.59	39.88	14.32	60.6	100	0	P	V
		16830	49.02	-19.18	68.2	49.03	40.2	17.96	58.17	100	0	P	V
													V
Remark	1. No other spurious found.												
	2. All results are PASS against Peak and Average limit line.												



Band 3 - Straddle Channel
WIFI 802.11a (Band Edge @ 3m)

WIFI	Note	Frequency	Level	Over	Limit	Read	Antenna	Path	Preamp	Ant	Table	Peak	Pol.
Ant.				Limit	Line	Level	Factor	Loss	Factor	Pos	Pos	Avg.	
1		(MHz)	(dBμV/m)	(dB)	(dBμV/m)	(dBμV)	(dB/m)	(dB)	(dB)	(cm)	(deg)	(P/A)	(H/V)
802.11a CH 144 5720MHz		5416.3	50.65	-23.35	74	39.96	31.63	9.49	30.43	100	258	P	H
		5464.27	49.21	-18.99	68.2	38.35	31.7	9.59	30.43	100	258	P	H
		5450.23	40.76	-13.24	54	29.93	31.7	9.56	30.43	100	258	A	H
	*	5720	112.47	-	-	101.25	31.93	9.86	30.57	100	258	P	H
	*	5720	104.95	-	-	93.73	31.93	9.86	30.57	100	258	A	H
		5903.5	52.28	-15.92	68.2	40.66	32.3	10	30.68	100	258	P	H
		5420.2	50.51	-23.49	74	39.81	31.63	9.5	30.43	237	181	P	V
		5463.49	49.33	-18.87	68.2	38.48	31.7	9.58	30.43	237	181	P	V
		5450.62	40.66	-13.34	54	29.83	31.7	9.56	30.43	237	181	A	V
	*	5720	110.19	-	-	98.97	31.93	9.86	30.57	237	181	P	V
	*	5720	102.76	-	-	91.54	31.93	9.86	30.57	237	181	A	V
		5921	51.45	-16.75	68.2	39.79	32.33	10.02	30.69	237	181	P	V
Remark	1. No other spurious found. 2. All results are PASS against Peak and Average limit line.												



**Band 3 - Straddle Channel
WIFI 802.11a (Harmonic @ 3m)**

WIFI Ant. 1	Note	Frequency (MHz)	Level (dBμV/m)	Over Limit (dB)	Limit Line (dBμV/m)	Read Level (dBμV)	Antenna Factor (dB/m)	Path Loss (dB)	Preamp Factor (dB)	Ant Pos (cm)	Table Pos (deg)	Peak Avg. (P/A)	Pol. (H/V)	
802.11a CH 144 5720MHz		11440	47.25	-26.75	74	53.4	40.07	14.51	60.73	100	0	P	H	
		17160	49.19	-19.01	68.2	47.45	40.57	18.36	57.19	100	0	P	H	
													H	
													H	
			11440	47.77	-26.23	74	53.92	40.07	14.51	60.73	100	0	P	V
			17160	48.34	-19.86	68.2	46.6	40.57	18.36	57.19	100	0	P	V
														V
														V
Remark	1. No other spurious found. 2. All results are PASS against Peak and Average limit line.													



Band 3 - Straddle Channel
WIFI 802.11n HT20 (Band Edge @ 3m)

WIFI Ant. 1	Note	Frequency (MHz)	Level (dBμV/m)	Over Limit (dB)	Limit Line (dBμV/m)	Read Level (dBμV)	Antenna Factor (dB/m)	Path Loss (dB)	Preamp Factor (dB)	Ant Pos (cm)	Table Pos (deg)	Peak Avg. (P/A)	Pol. (H/V)
802.11n HT20 CH 144 5720MHz		5362.48	51.71	-22.29	74	41.24	31.47	9.43	30.43	100	230	P	H
		5466.22	49.98	-18.22	68.2	39.12	31.7	9.59	30.43	100	230	P	H
		5438.92	41.12	-12.88	54	30.34	31.67	9.54	30.43	100	230	A	H
	*	5720	112.39	-	-	101.17	31.93	9.86	30.57	100	230	P	H
	*	5720	104.67	-	-	93.45	31.93	9.86	30.57	100	230	A	H
		5919.5	52.75	-15.45	68.2	41.09	32.33	10.02	30.69	100	230	P	H
		5427.22	49.86	-24.14	74	39.15	31.63	9.51	30.43	228	178	P	V
		5467.78	50	-18.2	68.2	39.14	31.7	9.59	30.43	228	178	P	V
		5457.25	41.07	-12.93	54	30.23	31.7	9.57	30.43	228	178	A	V
	*	5720	108.06	-	-	96.84	31.93	9.86	30.57	228	178	P	V
	*	5720	100.27	-	-	89.05	31.93	9.86	30.57	228	178	A	V
		5930	51.31	-16.89	68.2	39.61	32.37	10.03	30.7	228	178	P	V
Remark	1. No other spurious found. 2. All results are PASS against Peak and Average limit line.												



**Band 3 - Straddle Channel
WIFI 802.11n HT20 (Harmonic @ 3m)**

WIFI Ant. 1	Note	Frequency (MHz)	Level (dBμV/m)	Over Limit (dB)	Limit Line (dBμV/m)	Read Level (dBμV)	Antenna Factor (dB/m)	Path Loss (dB)	Preamp Factor (dB)	Ant Pos (cm)	Table Pos (deg)	Peak Avg. (P/A)	Pol. (H/V)	
802.11n HT20 CH 144 5720MHz		11440	47.68	-26.32	74	53.83	40.07	14.51	60.73	100	0	P	H	
		17160	48.73	-19.47	68.2	46.99	40.57	18.36	57.19	100	0	P	H	
													H	
													H	
			11440	48.12	-25.88	74	54.27	40.07	14.51	60.73	100	0	P	V
			17160	48.54	-19.66	68.2	46.8	40.57	18.36	57.19	100	0	P	V
														V
													V	
Remark	1. No other spurious found. 2. All results are PASS against Peak and Average limit line.													



Band 3 - Straddle Channel
WIFI 802.11n HT40 (Band Edge @ 3m)

WIFI Ant. 1	Note	Frequency (MHz)	Level (dBμV/m)	Over Limit (dB)	Limit Line (dBμV/m)	Read Level (dBμV)	Antenna Factor (dB/m)	Path Loss (dB)	Preamp Factor (dB)	Ant Pos (cm)	Table Pos (deg)	Peak Avg. (P/A)	Pol. (H/V)
802.11n HT40 CH 142 5710MHz		5401.48	50.29	-23.71	74	39.66	31.6	9.46	30.43	114	229	P	H
		5468.95	50.03	-18.17	68.2	39.17	31.7	9.59	30.43	114	229	P	H
		5415.52	41.79	-12.21	54	31.1	31.63	9.49	30.43	114	229	A	H
	*	5710	110.82	-	-	99.65	31.87	9.86	30.56	114	229	P	H
	*	5710	103.13	-	-	91.96	31.87	9.86	30.56	114	229	A	H
		5879.5	51.9	-16.3	68.2	40.33	32.27	9.97	30.67	114	229	P	H
		5426.05	51.2	-22.8	74	40.49	31.63	9.51	30.43	229	179	P	V
		5468.56	50.56	-17.64	68.2	39.7	31.7	9.59	30.43	229	179	P	V
		5385.88	41.75	-12.25	54	31.2	31.53	9.45	30.43	229	179	A	V
	*	5710	106.66	-	-	95.49	31.87	9.86	30.56	229	179	P	V
	*	5710	98.59	-	-	87.42	31.87	9.86	30.56	229	179	A	V
		5880.75	51.63	-16.57	68.2	40.06	32.27	9.97	30.67	229	179	P	V
Remark	1. No other spurious found. 2. All results are PASS against Peak and Average limit line.												



**Band 3 - Straddle Channel
WIFI 802.11n HT40 (Harmonic @ 3m)**

WIFI Ant. 1	Note	Frequency (MHz)	Level (dBµV/m)	Over Limit (dB)	Limit Line (dBµV/m)	Read Level (dBµV)	Antenna Factor (dB/m)	Path Loss (dB)	Preamp Factor (dB)	Ant Pos (cm)	Table Pos (deg)	Peak Avg. (P/A)	Pol. (H/V)	
802.11n HT40 CH 142 5710MHz		11420	47.37	-26.63	74	53.54	40.03	14.52	60.72	100	0	P	H	
		17130	49.34	-18.86	68.2	47.81	40.53	18.3	57.3	100	0	P	H	
													H	
													H	
			11420	47.26	-26.74	74	53.43	40.03	14.52	60.72	100	0	P	V
			17130	49.69	-18.51	68.2	48.16	40.53	18.3	57.3	100	0	P	V
														V
													V	
Remark	1. No other spurious found. 2. All results are PASS against Peak and Average limit line.													



Band 3 - Straddle Channel
WIFI 802.11ac VHT80 (Band Edge @ 3m)

WIFI Ant. 1	Note	Frequency (MHz)	Level (dBμV/m)	Over Limit (dB)	Limit Line (dBμV/m)	Read Level (dBμV)	Antenna Factor (dB/m)	Path Loss (dB)	Preamp Factor (dB)	Ant Pos (cm)	Table Pos (deg)	Peak Avg. (P/A)	Pol. (H/V)
802.11ac VHT80 CH 138 5690MHz		5423.32	50.05	-23.95	74	39.34	31.63	9.51	30.43	100	245	P	H
		5465.44	49.53	-18.67	68.2	38.67	31.7	9.59	30.43	100	245	P	H
		5458.81	41.98	-12.02	54	31.14	31.7	9.57	30.43	100	245	A	H
	*	5690	110.22	-	-	99.11	31.8	9.86	30.55	100	245	P	H
	*	5690	102.42	-	-	91.31	31.8	9.86	30.55	100	245	A	H
		5851.9	52.94	-15.26	68.2	41.46	32.2	9.93	30.65	100	245	P	H
		5433.85	49.8	-24.2	74	39.03	31.67	9.53	30.43	234	166	P	V
		5465.44	50.33	-17.87	68.2	39.47	31.7	9.59	30.43	234	166	P	V
		5458.42	42.09	-11.91	54	31.25	31.7	9.57	30.43	234	166	A	V
	*	5690	109.19	-	-	98.08	31.8	9.86	30.55	234	166	P	V
	*	5690	101.3	-	-	90.19	31.8	9.86	30.55	234	166	A	V
		5850.7	53.15	-15.05	68.2	41.67	32.2	9.93	30.65	234	166	P	V
Remark	1. No other spurious found. 2. All results are PASS against Peak and Average limit line.												



Band 3 - Straddle Channel
WIFI 802.11ac VHT80 (Harmonic @ 3m)

WIFI Ant. 1	Note	Frequency (MHz)	Level (dBμV/m)	Over Limit (dB)	Limit Line (dBμV/m)	Read Level (dBμV)	Antenna Factor (dB/m)	Path Loss (dB)	Preamp Factor (dB)	Ant Pos (cm)	Table Pos (deg)	Peak Avg. (P/A)	Pol. (H/V)	
802.11ac VHT80 CH 138 5690MHz		11380	47.79	-26.21	74	53.98	39.97	14.53	60.69	100	0	P	H	
		17070	48.93	-19.27	68.2	47.76	40.5	18.19	57.52	100	0	P	H	
													H	
													H	
			11380	48.85	-25.15	74	55.04	39.97	14.53	60.69	100	0	P	V
			17070	48.94	-19.26	68.2	47.77	40.5	18.19	57.52	100	0	P	V
														V
														V
Remark	1. No other spurious found. 2. All results are PASS against Peak and Average limit line.													



Emission below 1GHz
WIFI 802.11ac VHT80 (LF @ 3m)

WIFI	Note	Frequency	Level	Over	Limit	Read	Antenna	Path	Preamp	Ant	Table	Peak	Pol.	
Ant.				Limit	Line	Level	Factor	Loss	Factor	Pos	Pos	Avg.		
1		(MHz)	(dBμV/m)	(dB)	(dBμV/m)	(dBμV)	(dB/m)	(dB)	(dB)	(cm)	(deg)	(P/A)	(H/V)	
802.11ac VHT80 LF		63.95	31.13	-8.87	40	50.62	11.99	1.09	32.57	-	-	P	H	
		92.08	34.14	-9.36	43.5	50.33	15.02	1.31	32.52	-	-	P	H	
		110.51	35.98	-7.52	43.5	50.1	17	1.39	32.51	279	286	QP	H	
		116.33	37.1	-6.4	43.5	50.87	17.33	1.41	32.51	-	-	P	H	
		133.79	33.68	-9.82	43.5	46.96	17.68	1.54	32.5	-	-	P	H	
		274.44	30.71	-15.29	46	42.21	18.82	2.21	32.53	-	-	P	H	
													H	
													H	
													H	
													H	
													H	
													H	
			62.98	27.66	-12.34	40	47.35	11.8	1.08	32.57			P	V
			88.2	40.35	-3.15	43.5	57.16	14.44	1.28	32.53	100	360	QP	V
			105.66	37.98	-5.52	43.5	52.43	16.7	1.36	32.51	100	360	QP	V
			147.37	34.3	-9.2	43.5	47.78	17.36	1.66	32.5	-	-	P	V
			168.71	31.17	-12.33	43.5	46.11	15.73	1.83	32.5	-	-	P	V
			258.92	28.43	-17.57	46	38.96	19.83	2.16	32.52	-	-	P	V
														V
														V
													V	
													V	
													V	
													V	
Remark	1. No other spurious found. 2. All results are PASS against limit line.													



Band 1 - 5150~5250MHz
WIFI 802.11a (Band Edge @ 3m)

WIFI	Note	Frequency	Level	Over	Limit	Read	Antenna	Path	Preamp	Ant	Table	Peak	Pol.	
Ant.				Limit	Line	Level	Factor	Loss	Factor	Pos	Pos	Avg.		
2		(MHz)	(dBμV/m)	(dB)	(dBμV/m)	(dBμV)	(dB/m)	(dB)	(dB)	(cm)	(deg)	(P/A)	(H/V)	
802.11a CH 36 5180MHz		5143.52	52.86	-21.14	74	42.24	31.8	9.25	30.43	100	101	P	H	
		5150	44.32	-9.68	54	33.69	31.8	9.26	30.43	100	101	A	H	
	*	5180	111.55	-	-	101.02	31.67	9.29	30.43	100	101	P	H	
	*	5180	103.57	-	-	93.04	31.67	9.29	30.43	100	101	A	H	
													H	
													H	
			5130	49.92	-24.08	74	39.29	31.83	9.23	30.43	352	290	P	V
			5149.5	42.03	-11.97	54	31.41	31.8	9.25	30.43	352	290	A	V
	*		5180	107.27	-	-	96.74	31.67	9.29	30.43	352	290	P	V
	*		5180	99.8	-	-	89.27	31.67	9.29	30.43	352	290	A	V
													V	
													V	
802.11a CH 44 5220MHz		5112.58	51.48	-22.52	74	40.83	31.87	9.21	30.43	100	100	P	H	
		5147.94	42.53	-11.47	54	31.91	31.8	9.25	30.43	100	100	A	H	
	*	5220	111.68	-	-	101.25	31.53	9.33	30.43	100	100	P	H	
	*	5220	104	-	-	93.57	31.53	9.33	30.43	100	100	A	H	
			5390.84	50.4	-23.6	74	39.85	31.53	9.45	30.43	100	100	P	H
			5360.6	41.54	-12.46	54	31.07	31.47	9.43	30.43	100	100	A	H
			5055.9	50.43	-23.57	74	39.81	31.9	9.15	30.43	366	290	P	V
			5104.78	41.15	-12.85	54	30.47	31.9	9.21	30.43	366	290	A	V
	*		5220	107.86	-	-	97.43	31.53	9.33	30.43	366	290	P	V
	*		5220	100.45	-	-	90.02	31.53	9.33	30.43	366	290	A	V
			5439.28	50.44	-23.56	74	39.66	31.67	9.54	30.43	366	290	P	V
			5457.76	41.08	-12.92	54	30.24	31.7	9.57	30.43	366	290	A	V



802.11a CH 48 5240MHz		5103.74	50.3	-23.7	74	39.63	31.9	9.2	30.43	100	105	P	H
		5146.64	41.53	-12.47	54	30.91	31.8	9.25	30.43	100	105	A	H
	*	5240	111.86	-	-	101.48	31.47	9.34	30.43	100	105	P	H
	*	5240	104.42	-	-	94.04	31.47	9.34	30.43	100	105	A	H
		5368.44	51.13	-22.87	74	40.65	31.47	9.44	30.43	100	105	P	H
		5351.92	42.68	-11.32	54	32.29	31.4	9.42	30.43	100	105	A	H
		5091	50.17	-23.83	74	39.51	31.9	9.19	30.43	365	290	P	V
		5106.34	41.08	-12.92	54	30.43	31.87	9.21	30.43	365	290	A	V
	*	5240	108.09	-	-	97.71	31.47	9.34	30.43	365	290	P	V
	*	5240	100.74	-	-	90.36	31.47	9.34	30.43	365	290	A	V
		5459.72	50.06	-23.94	74	39.21	31.7	9.58	30.43	365	290	P	V
		5404.56	41.08	-12.92	54	30.44	31.6	9.47	30.43	365	290	A	V
Remark	1. No other spurious found. 2. All results are PASS against Peak and Average limit line.												



Band 1 5150~5250MHz
WIFI 802.11a (Harmonic @ 3m)

WIFI Ant. 2	Note	Frequency (MHz)	Level (dBμV/m)	Over Limit (dB)	Limit Line (dBμV/m)	Read Level (dBμV)	Antenna Factor (dB/m)	Path Loss (dB)	Preamp Factor (dB)	Ant Pos (cm)	Table Pos (deg)	Peak Avg. (P/A)	Pol. (H/V)
802.11a CH 36 5180MHz		10360	47.8	-20.4	68.2	54.15	39.37	13.57	59.29	100	0	P	H
		15540	46.14	-27.86	74	51.15	37.93	17.01	59.95	100	0	P	H
													H
													H
		10360	47.63	-20.57	68.2	53.98	39.37	13.57	59.29	100	0	P	V
		15540	45.63	-28.37	74	50.64	37.93	17.01	59.95	100	0	P	V
													V
													V
802.11a CH 44 5220MHz		10440	48.1	-20.1	68.2	54.25	39.53	13.65	59.33	100	0	P	H
		15660	45.23	-28.77	74	50.5	37.45	17.16	59.88	100	0	P	H
													H
													H
		10440	48.43	-19.77	68.2	54.58	39.53	13.65	59.33	100	0	P	V
		15660	44.14	-29.86	74	49.41	37.45	17.16	59.88	100	0	P	V
													V
													V
802.11a CH 48 5240MHz		10480	47.34	-20.86	68.2	53.43	39.58	13.68	59.35	100	0	P	H
		15720	46.31	-27.69	74	51.64	37.3	17.21	59.84	100	0	P	H
													H
													H
		10480	48.27	-19.93	68.2	54.36	39.58	13.68	59.35	100	0	P	V
		15720	45.3	-28.7	74	50.63	37.3	17.21	59.84	100	0	P	V
													V
													V
Remark	1. No other spurious found. 2. All results are PASS against Peak and Average limit line.												



Band 1 5150~5250MHz
WIFI 802.11n HT20 (Band Edge @ 3m)

WIFI Ant. 2	Note	Frequency (MHz)	Level (dBμV/m)	Over Limit (dB)	Limit Line (dBμV/m)	Read Level (dBμV)	Antenna Factor (dB/m)	Path Loss (dB)	Preamp Factor (dB)	Ant Pos (cm)	Table Pos (deg)	Peak Avg. (P/A)	Pol. (H/V)	
802.11n HT20 CH 36 5180MHz		5149.24	56.56	-17.44	74	45.94	31.8	9.25	30.43	100	101	P	H	
		5149.76	46.2	-7.8	54	35.58	31.8	9.25	30.43	100	101	A	H	
	*	5180	111.41	-	-	100.88	31.67	9.29	30.43	100	101	P	H	
	*	5180	103.9	-	-	93.37	31.67	9.29	30.43	100	101	A	H	
													H	
														H
			5147.68	51.93	-22.07	74	41.31	31.8	9.25	30.43	352	291	P	V
			5150	42.68	-11.32	54	32.05	31.8	9.26	30.43	352	291	A	V
		*	5180	107.38	-	-	96.85	31.67	9.29	30.43	352	291	P	V
		*	5180	99.79	-	-	89.26	31.67	9.29	30.43	352	291	A	V
													V	
													V	
802.11n HT20 CH 44 5220MHz		5106.34	50.73	-23.27	74	40.08	31.87	9.21	30.43	100	112	P	H	
		5149.76	41.78	-12.22	54	31.16	31.8	9.25	30.43	100	112	A	H	
		*	5220	111.97	-	-	101.54	31.53	9.33	30.43	100	112	P	H
		*	5220	103.68	-	-	93.25	31.53	9.33	30.43	100	112	A	H
			5460	50.26	-23.74	74	39.41	31.7	9.58	30.43	100	112	P	H
			5399.8	41.21	-12.79	54	30.58	31.6	9.46	30.43	100	112	A	H
			5109.2	50.92	-23.08	74	40.27	31.87	9.21	30.43	284	337	P	V
			5074.36	40.82	-13.18	54	30.18	31.9	9.17	30.43	284	337	A	V
		*	5220	109.04	-	-	98.61	31.53	9.33	30.43	284	337	P	V
		*	5220	101.06	-	-	90.63	31.53	9.33	30.43	284	337	A	V
		5405.4	50.35	-23.65	74	39.71	31.6	9.47	30.43	284	337	P	V	
		5455.8	40.69	-13.31	54	29.85	31.7	9.57	30.43	284	337	A	V	



802.11n HT20 CH 48 5240MHz		5082.94	51.56	-22.44	74	40.91	31.9	9.18	30.43	100	102	P	H
		5145.86	41.99	-12.01	54	31.37	31.8	9.25	30.43	100	102	A	H
	*	5240	111.69	-	-	101.31	31.47	9.34	30.43	100	102	P	H
	*	5240	104.17	-	-	93.79	31.47	9.34	30.43	100	102	A	H
		5386.64	50.76	-23.24	74	40.21	31.53	9.45	30.43	100	102	P	H
		5363.4	42	-12	54	31.53	31.47	9.43	30.43	100	102	A	H
		5112.06	50.85	-23.15	74	40.2	31.87	9.21	30.43	386	291	P	V
		5110.76	41.12	-12.88	54	30.47	31.87	9.21	30.43	386	291	A	V
	*	5240	107.68	-	-	97.3	31.47	9.34	30.43	386	291	P	V
	*	5240	100.15	-	-	89.77	31.47	9.34	30.43	386	291	A	V
		5459.72	50.95	-23.05	74	40.1	31.7	9.58	30.43	386	291	P	V
		5455.52	41.16	-12.84	54	30.32	31.7	9.57	30.43	386	291	A	V
Remark	1. No other spurious found. 2. All results are PASS against Peak and Average limit line.												



Band 1 5150~5250MHz
WIFI 802.11n HT20 (Harmonic @ 3m)

WIFI Ant. 2	Note	Frequency (MHz)	Level (dBμV/m)	Over Limit (dB)	Limit Line (dBμV/m)	Read Level (dBμV)	Antenna Factor (dB/m)	Path Loss (dB)	Preamp Factor (dB)	Ant Pos (cm)	Table Pos (deg)	Peak Avg. (P/A)	Pol. (H/V)
802.11n HT20 CH 36 5180MHz		10360	47.92	-20.28	68.2	54.27	39.37	13.57	59.29	100	0	P	H
		15540	45.48	-28.52	74	50.49	37.93	17.01	59.95	100	0	P	H
													H
													H
		10360	48.97	-19.23	68.2	55.32	39.37	13.57	59.29	100	0	P	V
		15540	45.04	-28.96	74	50.05	37.93	17.01	59.95	100	0	P	V
													V
802.11n HT20 CH 44 5220MHz		10440	48.91	-19.29	68.2	55.06	39.53	13.65	59.33	100	0	P	H
		15660	45.72	-28.28	74	50.99	37.45	17.16	59.88	100	0	P	H
													H
													H
		10440	50.01	-18.19	68.2	56.16	39.53	13.65	59.33	100	0	P	V
		15660	44.64	-29.36	74	49.91	37.45	17.16	59.88	100	0	P	V
													V
802.11n HT20 CH 48 5240MHz		10480	47.91	-20.29	68.2	54	39.58	13.68	59.35	100	0	P	H
		15720	46.18	-27.82	74	51.51	37.3	17.21	59.84	100	0	P	H
													H
													H
		10480	48.27	-19.93	68.2	54.36	39.58	13.68	59.35	100	0	P	V
		15720	46.32	-27.68	74	51.65	37.3	17.21	59.84	100	0	P	V
													V
Remark	1. No other spurious found.												
	2. All results are PASS against Peak and Average limit line.												



Band 1 5150~5250MHz
WIFI 802.11n HT40 (Band Edge @ 3m)

WIFI Ant. 2	Note	Frequency (MHz)	Level (dBμV/m)	Over Limit (dB)	Limit Line (dBμV/m)	Read Level (dBμV)	Antenna Factor (dB/m)	Path Loss (dB)	Preamp Factor (dB)	Ant Pos (cm)	Table Pos (deg)	Peak Avg. (P/A)	Pol. (H/V)
802.11n HT40 CH 38 5190MHz		5143.26	54.55	-19.45	74	43.93	31.8	9.25	30.43	100	108	P	H
		5148.98	46.16	-7.84	54	35.54	31.8	9.25	30.43	100	108	A	H
	*	5190	106.11	-	-	95.57	31.67	9.3	30.43	100	108	P	H
	*	5190	98.49	-	-	87.95	31.67	9.3	30.43	100	108	A	H
		5355.28	50.62	-23.38	74	40.22	31.4	9.43	30.43	100	108	P	H
		5352.76	42.04	-11.96	54	31.65	31.4	9.42	30.43	100	108	A	H
		5136.76	50.85	-23.15	74	40.21	31.83	9.24	30.43	235	173	P	V
		5147.94	43.76	-10.24	54	33.14	31.8	9.25	30.43	235	173	A	V
	*	5190	102	-	-	91.46	31.67	9.3	30.43	235	173	P	V
	*	5190	94.29	-	-	83.75	31.67	9.3	30.43	235	173	A	V
		5446.84	49.24	-24.76	74	38.42	31.7	9.55	30.43	235	173	P	V
		5350.8	41.52	-12.48	54	31.13	31.4	9.42	30.43	235	173	A	V
802.11n HT40 CH 46 5230MHz		5148.72	50.29	-23.71	74	39.67	31.8	9.25	30.43	100	107	P	H
		5149.5	42.7	-11.3	54	32.08	31.8	9.25	30.43	100	107	A	H
	*	5230	109.02	-	-	98.65	31.47	9.33	30.43	100	107	P	H
	*	5230	101.31	-	-	90.94	31.47	9.33	30.43	100	107	A	H
		5357.52	51.27	-22.73	74	40.87	31.4	9.43	30.43	100	107	P	H
		5350.52	43.32	-10.68	54	32.93	31.4	9.42	30.43	100	107	A	H
		5079.04	49.87	-24.13	74	39.22	31.9	9.18	30.43	248	178	P	V
		5113.1	42.02	-11.98	54	31.37	31.87	9.21	30.43	248	178	A	V
	*	5230	103.22	-	-	92.85	31.47	9.33	30.43	248	178	P	V
	*	5230	95.5	-	-	85.13	31.47	9.33	30.43	248	178	A	V
	5358.08	50.48	-23.52	74	40.08	31.4	9.43	30.43	248	178	P	V	
	5355.28	41.8	-12.2	54	31.4	31.4	9.43	30.43	248	178	A	V	
Remark	1. No other spurious found. 2. All results are PASS against Peak and Average limit line.												



Band 1 5150~5250MHz
WIFI 802.11n HT40 (Harmonic @ 3m)

WIFI Ant. 2	Note	Frequency (MHz)	Level (dBμV/m)	Over Limit (dB)	Limit Line (dBμV/m)	Read Level (dBμV)	Antenna Factor (dB/m)	Path Loss (dB)	Preamp Factor (dB)	Ant Pos (cm)	Table Pos (deg)	Peak Avg. (P/A)	Pol. (H/V)
802.11n HT40 CH 38 5190MHz		10380	47.16	-21.04	68.2	53.44	39.43	13.59	59.3	100	0	P	H
		15570	46.59	-27.41	74	51.71	37.77	17.05	59.94	100	0	P	H
													H
													H
		10380	47.57	-20.63	68.2	53.85	39.43	13.59	59.3	100	0	P	V
		15570	45.41	-28.59	74	50.53	37.77	17.05	59.94	100	0	P	V
													V
802.11n HT40 CH 46 5230MHz		10460	48.37	-19.83	68.2	54.5	39.55	13.66	59.34	100	0	P	H
		15690	46.46	-27.54	74	51.78	37.35	17.19	59.86	100	0	P	H
													H
													H
		10460	48.62	-19.58	68.2	54.75	39.55	13.66	59.34	100	0	P	V
		15690	45.47	-28.53	74	50.79	37.35	17.19	59.86	100	0	P	V
													V
Remark	1. No other spurious found.												
	2. All results are PASS against Peak and Average limit line.												



Band 1 5150~5250MHz
WIFI 802.11ac VHT80 (Band Edge @ 3m)

WIFI Ant. 2	Note	Frequency (MHz)	Level (dBμV/m)	Over Limit (dB)	Limit Line (dBμV/m)	Read Level (dBμV)	Antenna Factor (dB/m)	Path Loss (dB)	Preamp Factor (dB)	Ant Pos (cm)	Table Pos (deg)	Peak Avg. (P/A)	Pol. (H/V)
802.11ac VHT80 CH 42 5210MHz		5149.76	66.38	-7.62	74	55.76	31.8	9.25	30.43	100	100	P	H
		5149.5	49.27	-4.73	54	38.65	31.8	9.25	30.43	100	100	A	H
	*	5210	104.96	-	-	94.54	31.53	9.32	30.43	100	100	P	H
	*	5210	97.35	-	-	86.93	31.53	9.32	30.43	100	100	A	H
		5361.44	51.95	-22.05	74	41.48	31.47	9.43	30.43	100	100	P	H
		5351.08	42.77	-11.23	54	32.38	31.4	9.42	30.43	100	100	A	H
		5149.5	62.38	-11.62	74	51.76	31.8	9.25	30.43	215	180	P	V
		5149.5	46.53	-7.47	54	35.91	31.8	9.25	30.43	215	180	A	V
	*	5210	99.05	-	-	88.63	31.53	9.32	30.43	215	180	P	V
	*	5210	91.64	-	-	81.22	31.53	9.32	30.43	215	180	A	V
		5352.2	50.37	-23.63	74	39.98	31.4	9.42	30.43	215	180	P	V
		5350.52	41.75	-12.25	54	31.36	31.4	9.42	30.43	215	180	A	V
Remark	1. No other spurious found. 2. All results are PASS against Peak and Average limit line.												



**Band 1 5150~5250MHz
WIFI 802.11ac VHT80 (Harmonic @ 3m)**

WIFI Ant. 2	Note	Frequency (MHz)	Level (dBμV/m)	Over Limit (dB)	Limit Line (dBμV/m)	Read Level (dBμV)	Antenna Factor (dB/m)	Path Loss (dB)	Preamp Factor (dB)	Ant Pos (cm)	Table Pos (deg)	Peak Avg. (P/A)	Pol. (H/V)	
802.11ac VHT80 CH 42 5210MHz		10420	47.75	-20.45	68.2	53.93	39.52	13.62	59.32	100	0	P	H	
		15630	45.01	-28.99	74	50.29	37.5	17.12	59.9	100	0	P	H	
													H	
													H	
			10420	48.02	-20.18	68.2	54.2	39.52	13.62	59.32	100	0	P	V
			15630	44.82	-29.18	74	50.1	37.5	17.12	59.9	100	0	P	V
														V
													V	
Remark	1. No other spurious found. 2. All results are PASS against Peak and Average limit line.													



Band 2 - 5250~5350MHz
WIFI 802.11a (Band Edge @ 3m)

WIFI	Note	Frequency	Level	Over	Limit	Read	Antenna	Path	Preamp	Ant	Table	Peak	Pol.
Ant.				Limit	Line	Level	Factor	Loss	Factor	Pos	Pos	Avg.	
2		(MHz)	(dBμV/m)	(dB)	(dBμV/m)	(dBμV)	(dB/m)	(dB)	(dB)	(cm)	(deg)	(P/A)	(H/V)
802.11a CH 52 5260MHz		5112.54	50.1	-23.9	74	39.45	31.87	9.21	30.43	100	106	P	H
		5108.8	41.2	-12.8	54	30.55	31.87	9.21	30.43	100	106	A	H
	*	5260	111.87	-	-	101.54	31.4	9.36	30.43	100	106	P	H
	*	5260	104.21	-	-	93.88	31.4	9.36	30.43	100	106	A	H
		5358.48	51.82	-22.18	74	41.42	31.4	9.43	30.43	100	106	P	H
		5350.08	43.05	-10.95	54	32.66	31.4	9.42	30.43	100	106	A	H
		5137.02	50.1	-23.9	74	39.46	31.83	9.24	30.43	361	290	P	V
		5105.06	41.08	-12.92	54	30.4	31.9	9.21	30.43	361	290	A	V
	*	5260	107.19	-	-	96.86	31.4	9.36	30.43	361	290	P	V
	*	5260	99.78	-	-	89.45	31.4	9.36	30.43	361	290	A	V
		5383.68	50.21	-23.79	74	39.66	31.53	9.45	30.43	361	290	P	V
		5418.24	41	-13	54	30.3	31.63	9.5	30.43	361	290	A	V
802.11a CH 60 5300MHz		5109.14	50.24	-23.76	74	39.59	31.87	9.21	30.43	100	106	P	H
		5096.56	41.08	-12.92	54	30.41	31.9	9.2	30.43	100	106	A	H
	*	5300	112.78	-	-	102.42	31.4	9.39	30.43	100	106	P	H
	*	5300	105.23	-	-	94.87	31.4	9.39	30.43	100	106	A	H
		5353.92	54.66	-19.34	74	44.26	31.4	9.43	30.43	100	106	P	H
		5354.4	46.48	-7.52	54	36.08	31.4	9.43	30.43	100	106	A	H
		5130.22	50.14	-23.86	74	39.51	31.83	9.23	30.43	358	289	P	V
		5048.28	41.03	-12.97	54	30.42	31.9	9.14	30.43	358	289	A	V
	*	5300	105.62	-	-	95.26	31.4	9.39	30.43	358	289	P	V
	*	5300	98.22	-	-	87.86	31.4	9.39	30.43	358	289	A	V
		5451.36	51.4	-22.6	74	40.57	31.7	9.56	30.43	358	289	P	V
		5350.56	41.3	-12.7	54	30.91	31.4	9.42	30.43	358	289	A	V



802.11a CH 64 5320MHz	*	5320	113.9	-	-	103.53	31.4	9.4	30.43	100	97	P	H
	*	5320	106.52	-	-	96.15	31.4	9.4	30.43	100	97	A	H
		5350.4	57.41	-16.59	74	47.02	31.4	9.42	30.43	100	97	P	H
		5350.08	49.06	-4.94	54	38.67	31.4	9.42	30.43	100	97	A	H
													H
													H
	*	5320	106.77	-	-	96.4	31.4	9.4	30.43	341	206	P	V
	*	5320	98.84	-	-	88.47	31.4	9.4	30.43	341	206	A	V
		5402.72	52.2	-21.8	74	41.56	31.6	9.47	30.43	341	206	P	V
		5350.08	43.27	-10.73	54	32.88	31.4	9.42	30.43	341	206	A	V
													V
													V
Remark	1. No other spurious found. 2. All results are PASS against Peak and Average limit line.												



Band 2 5250~5350MHz
WIFI 802.11a (Harmonic @ 3m)

WIFI Ant. 2	Note	Frequency (MHz)	Level (dBμV/m)	Over Limit (dB)	Limit Line (dBμV/m)	Read Level (dBμV)	Antenna Factor (dB/m)	Path Loss (dB)	Preamp Factor (dB)	Ant Pos (cm)	Table Pos (deg)	Peak Avg. (P/A)	Pol. (H/V)	
802.11a CH 52 5260MHz		10520	48.87	-19.33	68.2	54.95	39.63	13.69	59.4	100	0	P	H	
		15780	45.24	-28.76	74	50.47	37.3	17.27	59.8	100	0	P	H	
													H	
													H	
			10520	47.38	-20.82	68.2	53.46	39.63	13.69	59.4	100	0	P	V
			15780	44.88	-29.12	74	50.11	37.3	17.27	59.8	100	0	P	V
														V
														V
802.11a CH 60 5300MHz		10600	48.24	-25.76	74	54.31	39.8	13.71	59.58	100	0	P	H	
		15900	46.28	-27.72	74	51.62	37	17.38	59.72	100	0	P	H	
													H	
													H	
			10600	48.99	-25.01	74	55.06	39.8	13.71	59.58	100	0	P	V
			15900	45.1	-28.9	74	50.44	37	17.38	59.72	100	0	P	V
														V
														V
802.11a CH 64 5320MHz		10640	55.48	-18.52	74	61.63	39.8	13.72	59.67	100	38	P	H	
		10640	43.21	-10.79	54	49.36	39.8	13.72	59.67	100	38	A	H	
		15960	46.02	-27.98	74	51.45	36.93	17.33	59.69	100	0	P	H	
													H	
			10640	59.76	-14.24	74	65.91	39.8	13.72	59.67	100	293	P	V
			10640	47.39	-6.61	54	53.54	39.8	13.72	59.67	100	293	A	V
			15960	45.13	-28.87	74	50.56	36.93	17.33	59.69	100	0	P	V
														V
Remark	1. No other spurious found. 2. All results are PASS against Peak and Average limit line.													



Band 2 5250~5350MHz
WIFI 802.11n HT20 (Band Edge @ 3m)

WIFI Ant. 2	Note	Frequency (MHz)	Level (dBμV/m)	Over Limit (dB)	Limit Line (dBμV/m)	Read Level (dBμV)	Antenna Factor (dB/m)	Path Loss (dB)	Preamp Factor (dB)	Ant Pos (cm)	Table Pos (deg)	Peak Avg. (P/A)	Pol. (H/V)
802.11n HT20 CH 52 5260MHz		5113.9	49.91	-24.09	74	39.25	31.87	9.22	30.43	100	111	P	H
		5092.48	40.6	-13.4	54	29.94	31.9	9.19	30.43	100	111	A	H
	*	5260	112.8	-	-	102.47	31.4	9.36	30.43	100	111	P	H
	*	5260	105.2	-	-	94.87	31.4	9.36	30.43	100	111	A	H
		5430.48	50.36	-23.64	74	39.6	31.67	9.52	30.43	100	111	P	H
		5356.32	41.66	-12.34	54	31.26	31.4	9.43	30.43	100	111	A	H
		5069.7	49.87	-24.13	74	39.23	31.9	9.17	30.43	363	217	P	V
		5127.16	40.74	-13.26	54	30.11	31.83	9.23	30.43	363	217	A	V
	*	5260	111.85	-	-	101.52	31.4	9.36	30.43	363	217	P	V
	*	5260	104.24	-	-	93.91	31.4	9.36	30.43	363	217	A	V
		5353.44	49.86	-24.14	74	39.46	31.4	9.43	30.43	363	217	P	V
		5352.24	41.09	-12.91	54	30.7	31.4	9.42	30.43	363	217	A	V
	802.11n HT20 CH 60 5300MHz		5066.64	49	-25	74	38.37	31.9	9.16	30.43	100	111	P
		5115.94	40.67	-13.33	54	30.01	31.87	9.22	30.43	100	111	A	H
*		5300	113.4	-	-	103.04	31.4	9.39	30.43	100	111	P	H
*		5300	105.78	-	-	95.42	31.4	9.39	30.43	100	111	A	H
		5360.64	53.02	-20.98	74	42.55	31.47	9.43	30.43	100	111	P	H
		5352.96	44.77	-9.23	54	34.38	31.4	9.42	30.43	100	111	A	H
		5113.22	48.72	-25.28	74	38.07	31.87	9.21	30.43	339	219	P	V
		5097.92	40.57	-13.43	54	29.9	31.9	9.2	30.43	339	219	A	V
*		5300	112.45	-	-	102.09	31.4	9.39	30.43	339	219	P	V
*		5300	104.33	-	-	93.97	31.4	9.39	30.43	339	219	A	V
		5356.32	52.46	-21.54	74	42.06	31.4	9.43	30.43	339	219	P	V
	5350.32	44.22	-9.78	54	33.83	31.4	9.42	30.43	339	219	A	V	



802.11n HT20 CH 64 5320MHz	*	5320	113.45	-	-	103.08	31.4	9.4	30.43	100	279	P	H
	*	5320	105.86	-	-	95.49	31.4	9.4	30.43	100	279	A	H
		5351.2	59	-15	74	48.61	31.4	9.42	30.43	100	279	P	H
		5350.08	50.79	-3.21	54	40.4	31.4	9.42	30.43	100	279	A	H
													H
													H
	*	5320	111.78	-	-	101.41	31.4	9.4	30.43	318	220	P	V
	*	5320	103.8	-	-	93.43	31.4	9.4	30.43	318	220	A	V
		5351.2	56.07	-17.93	74	45.68	31.4	9.42	30.43	318	220	P	V
		5350.24	48.64	-5.36	54	38.25	31.4	9.42	30.43	318	220	A	V
													V
													V
Remark	1. No other spurious found. 2. All results are PASS against Peak and Average limit line.												



Band 2 5250~5350MHz
WIFI 802.11n HT20 (Harmonic @ 3m)

WIFI Ant. 2	Note	Frequency (MHz)	Level (dBμV/m)	Over Limit (dB)	Limit Line (dBμV/m)	Read Level (dBμV)	Antenna Factor (dB/m)	Path Loss (dB)	Preamp Factor (dB)	Ant Pos (cm)	Table Pos (deg)	Peak Avg. (P/A)	Pol. (H/V)	
802.11n HT20 CH 52 5260MHz		10520	49.42	-18.78	68.2	55.5	39.63	13.69	59.4	100	0	P	H	
		15780	53.66	-20.34	74	58.89	37.3	17.27	59.8	100	13	P	H	
		15780	40.42	-13.58	54	45.65	37.3	17.27	59.8	100	13	A	H	
													H	
			10520	51.24	-16.96	68.2	57.32	39.63	13.69	59.4	100	0	P	V
			15778	47.9	-26.1	74	53.13	37.3	17.27	59.8	100	0	P	V
														V
802.11n HT20 CH 60 5300MHz		10600	48.93	-25.07	74	55	39.8	13.71	59.58	100	0	P	H	
		15900	48.18	-25.82	74	53.52	37	17.38	59.72	100	0	P	H	
													H	
													H	
			10600	55.64	-18.36	74	61.71	39.8	13.71	59.58	100	287	P	V
			10600	42.89	-11.11	54	48.96	39.8	13.71	59.58	100	287	A	V
			15900	48.62	-25.38	74	53.96	37	17.38	59.72	100	0	P	V
802.11n HT20 CH 64 5320MHz		10640	56.57	-17.43	74	62.72	39.8	13.72	59.67	100	280	P	H	
		10640	42.87	-11.13	54	49.02	39.8	13.72	59.67	100	280	A	H	
		15960	47.91	-26.09	74	53.34	36.93	17.33	59.69	100	0	P	H	
													H	
			10640	60.78	-13.22	74	66.93	39.8	13.72	59.67	100	286	P	V
			10640	46.39	-7.61	54	52.54	39.8	13.72	59.67	100	286	A	V
			15960	47.11	-26.89	74	52.54	36.93	17.33	59.69	100	0	P	V
													V	
Remark	1. No other spurious found. 2. All results are PASS against Peak and Average limit line.													



**Band 2 5250~5350MHz
WIFI 802.11n HT40 (Band Edge @ 3m)**

WIFI Ant. 2	Note	Frequency (MHz)	Level (dBμV/m)	Over Limit (dB)	Limit Line (dBμV/m)	Read Level (dBμV)	Antenna Factor (dB/m)	Path Loss (dB)	Preamp Factor (dB)	Ant Pos (cm)	Table Pos (deg)	Peak Avg. (P/A)	Pol. (H/V)
802.11n HT40 CH 54 5270MHz		5114.58	49.42	-24.58	74	38.76	31.87	9.22	30.43	100	107	P	H
		5147.22	41.47	-12.53	54	30.85	31.8	9.25	30.43	100	107	A	H
	*	5270	109.75	-	-	99.42	31.4	9.36	30.43	100	107	P	H
	*	5270	102.11	-	-	91.78	31.4	9.36	30.43	100	107	A	H
		5353.44	53.42	-20.58	74	43.02	31.4	9.43	30.43	100	107	P	H
		5350.08	46.07	-7.93	54	35.68	31.4	9.42	30.43	100	107	A	H
		5096.56	49.88	-24.12	74	39.21	31.9	9.2	30.43	231	179	P	V
		5101.66	41.47	-12.53	54	30.8	31.9	9.2	30.43	231	179	A	V
	*	5270	104.28	-	-	93.95	31.4	9.36	30.43	231	179	P	V
	*	5270	96.65	-	-	86.32	31.4	9.36	30.43	231	179	A	V
		5369.28	51.68	-22.32	74	41.2	31.47	9.44	30.43	231	179	P	V
		5351.04	43.7	-10.3	54	33.31	31.4	9.42	30.43	231	179	A	V
802.11n HT40 CH 62 5310MHz		5085	50.25	-23.75	74	39.6	31.9	9.18	30.43	100	278	P	H
		5105.4	41.8	-12.2	54	31.12	31.9	9.21	30.43	100	278	A	H
	*	5310	107.02	-	-	96.66	31.4	9.39	30.43	100	278	P	H
	*	5310	99.36	-	-	89	31.4	9.39	30.43	100	278	A	H
		5351.04	58.85	-15.15	74	48.46	31.4	9.42	30.43	100	278	P	H
		5350.56	51.27	-2.73	54	40.88	31.4	9.42	30.43	100	278	A	H
		5024.14	49.85	-24.15	74	39.36	31.8	9.12	30.43	320	219	P	V
		5134.98	41.67	-12.33	54	31.03	31.83	9.24	30.43	320	219	A	V
	*	5310	106.01	-	-	95.65	31.4	9.39	30.43	320	219	P	V
	*	5310	98.21	-	-	87.85	31.4	9.39	30.43	320	219	A	V
	5350.32	57.29	-16.71	74	46.9	31.4	9.42	30.43	320	219	P	V	
	5350.32	48.73	-5.27	54	38.34	31.4	9.42	30.43	320	219	A	V	
Remark	1. No other spurious found. 2. All results are PASS against Peak and Average limit line.												



Band 2 5250~5350MHz
WIFI 802.11n HT40 (Harmonic @ 3m)

WIFI Ant. 2	Note	Frequency (MHz)	Level (dBμV/m)	Over Limit (dB)	Limit Line (dBμV/m)	Read Level (dBμV)	Antenna Factor (dB/m)	Path Loss (dB)	Preamp Factor (dB)	Ant Pos (cm)	Table Pos (deg)	Peak Avg. (P/A)	Pol. (H/V)
802.11n HT40 CH 54 5270MHz		10540	49.43	-18.77	68.2	55.51	39.67	13.7	59.45	100	0	P	H
		15810	47.89	-26.11	74	53.07	37.3	17.3	59.78	100	0	P	H
													H
													H
		10540	49.18	-19.02	68.2	55.26	39.67	13.7	59.45	100	0	P	V
		15810	47.87	-26.13	74	53.05	37.3	17.3	59.78	100	0	P	V
													V
													V
802.11n HT40 CH 62 5310MHz		10620	47.76	-26.24	74	53.87	39.8	13.72	59.63	100	0	P	H
		15930	47.06	-26.94	74	52.43	36.97	17.36	59.7	100	0	P	H
													H
													H
		10620	47.94	-26.06	74	54.05	39.8	13.72	59.63	100	0	P	V
		15930	45.41	-28.59	74	50.78	36.97	17.36	59.7	100	0	P	V
													V
													V
Remark	1. No other spurious found. 2. All results are PASS against Peak and Average limit line.												



Band 2 5250~5350MHz
WIFI 802.11ac VHT80 (Band Edge @ 3m)

WIFI Ant. 2	Note	Frequency (MHz)	Level (dBμV/m)	Over Limit (dB)	Limit Line (dBμV/m)	Read Level (dBμV)	Antenna Factor (dB/m)	Path Loss (dB)	Preamp Factor (dB)	Ant Pos (cm)	Table Pos (deg)	Peak Avg. (P/A)	Pol. (H/V)
802.11ac VHT80 CH 58 5290MHz		5057.8	50.3	-23.7	74	39.68	31.9	9.15	30.43	100	106	P	H
		5112.2	41.5	-12.5	54	30.85	31.87	9.21	30.43	100	106	A	H
	*	5290	103.93	-	-	93.58	31.4	9.38	30.43	100	106	P	H
	*	5290	96.36	-	-	86.01	31.4	9.38	30.43	100	106	A	H
		5351.52	58.87	-15.13	74	48.48	31.4	9.42	30.43	100	106	P	H
		5350.32	52.02	-1.98	54	41.63	31.4	9.42	30.43	100	106	A	H
		5044.54	49.36	-24.64	74	38.75	31.9	9.14	30.43	228	181	P	V
		5081.6	41.53	-12.47	54	30.88	31.9	9.18	30.43	228	181	A	V
	*	5290	98.87	-	-	88.52	31.4	9.38	30.43	228	181	P	V
	*	5290	91.22	-	-	80.87	31.4	9.38	30.43	228	181	A	V
		5359.44	55.26	-18.74	74	44.86	31.4	9.43	30.43	228	181	P	V
		5350.32	47.82	-6.18	54	37.43	31.4	9.42	30.43	228	181	A	V
Remark	1. No other spurious found. 2. All results are PASS against Peak and Average limit line.												



Band 2 5250~5350MHz
WIFI 802.11ac VHT80 (Harmonic @ 3m)

Table with 14 columns: WIFI Ant. 2, Note, Frequency (MHz), Level (dBµV/m), Over Limit (dB), Limit Line (dBµV/m), Read Level (dBµV), Antenna Factor (dB/m), Path Loss (dB), Preamp Factor (dB), Ant Pos (cm), Table Pos (deg), Peak Avg. (P/A), Pol. (H/V). Rows include data for 802.11ac VHT80 CH 58 at 10580 and 15870 MHz, and a Remark section.



Band 3 - 5470~5725MHz
WIFI 802.11a (Band Edge @ 3m)

WIFI	Note	Frequency	Level	Over	Limit	Read	Antenna	Path	Preamp	Ant	Table	Peak	Pol.	
Ant.				Limit	Line	Level	Factor	Loss	Factor	Pos	Pos	Avg.		
2		(MHz)	(dBμV/m)	(dB)	(dBμV/m)	(dBμV)	(dB/m)	(dB)	(dB)	(cm)	(deg)	(P/A)	(H/V)	
802.11a CH 100 5500MHz		5459.28	56.38	-17.62	74	45.21	32.02	9.58	30.43	100	280	P	H	
		5469.52	58.16	-10.04	68.2	46.95	32.04	9.6	30.43	100	280	P	H	
		5459.6	46.84	-7.16	54	35.67	32.02	9.58	30.43	100	280	A	H	
	*	5500	115.09	-	-	103.76	32.1	9.66	30.43	100	280	P	H	
	*	5500	107.25	-	-	95.92	32.1	9.66	30.43	100	280	A	H	
														H
			5443.44	53.44	-20.56	74	42.37	31.96	9.54	30.43	232	199	P	V
			5469.84	54.97	-13.23	68.2	43.76	32.04	9.6	30.43	232	199	P	V
			5459.28	44.6	-9.4	54	33.43	32.02	9.58	30.43	232	199	A	V
	*		5500	110.96	-	-	99.63	32.1	9.66	30.43	232	199	P	V
	*		5500	102.99	-	-	91.66	32.1	9.66	30.43	232	199	A	V
														V
802.11a CH 116 5580MHz		5457.04	50.37	-23.63	74	39.53	31.7	9.57	30.43	100	102	P	H	
		5467.36	51.02	-17.18	68.2	40.16	31.7	9.59	30.43	100	102	P	H	
		5458.96	41.61	-12.39	54	30.77	31.7	9.57	30.43	100	102	A	H	
	*	5580	114.55	-	-	103.42	31.8	9.81	30.48	100	102	P	H	
	*	5580	106.96	-	-	95.83	31.8	9.81	30.48	100	102	A	H	
			5759.015	50.15	-18.05	68.2	38.8	32.07	9.87	30.59	100	102	P	H
			5374	50.28	-23.72	74	39.8	31.47	9.44	30.43	276	167	P	V
			5466.88	49.28	-18.92	68.2	38.42	31.7	9.59	30.43	276	167	P	V
			5457.76	41.3	-12.7	54	30.46	31.7	9.57	30.43	276	167	A	V
	*		5580	107.97	-	-	96.84	31.8	9.81	30.48	276	167	P	V
	*		5580	100.44	-	-	89.31	31.8	9.81	30.48	276	167	A	V
			5749.88	50.28	-17.92	68.2	39	32	9.86	30.58	276	167	P	V



802.11a CH 140 5700MHz	*	5700	113.99	-	-	102.88	31.8	9.86	30.55	100	102	P	H
	*	5700	106.64	-	-	95.53	31.8	9.86	30.55	100	102	A	H
		5725.88	57.51	-10.69	68.2	46.29	31.93	9.86	30.57	100	102	P	H
													H
													H
													H
	*	5700	108.69	-	-	97.58	31.8	9.86	30.55	295	166	P	V
	*	5700	101.25	-	-	90.14	31.8	9.86	30.55	295	166	A	V
		5725.24	52.73	-15.47	68.2	41.51	31.93	9.86	30.57	295	166	P	V
													V
													V
													V
Remark	1. No other spurious found. 2. All results are PASS against Peak and Average limit line.												



Band 3 - 5470~5725MHz
WIFI 802.11a (Harmonic @ 3m)

WIFI Ant. 2	Note	Frequency (MHz)	Level (dBμV/m)	Over Limit (dB)	Limit Line (dBμV/m)	Read Level (dBμV)	Antenna Factor (dB/m)	Path Loss (dB)	Preamp Factor (dB)	Ant Pos (cm)	Table Pos (deg)	Peak Avg. (P/A)	Pol. (H/V)	
802.11a CH 100 5500MHz		11000	62.45	-11.55	74	68.47	40.6	13.86	60.48	100	253	P	H	
		11000	49.05	-4.95	54	55.07	40.6	13.86	60.48	100	253	A	H	
		16500	46.94	-21.26	68.2	49.03	39.3	17.55	58.94	100	0	P	H	
													H	
		11000	64.11	-9.89	74	70.13	40.6	13.86	60.48	100	162	P	V	
		11000	50.95	-3.05	54	56.97	40.6	13.86	60.48	100	162	A	V	
		16500	47.34	-20.86	68.2	49.43	39.3	17.55	58.94	100	0	P	V	
														V
802.11a CH 116 5580MHz		11160	59.46	-14.54	74	65.96	39.93	14.14	60.57	100	23	P	H	
		11160	46.89	-7.11	54	53.39	39.93	14.14	60.57	100	23	A	H	
		16740	47.18	-21.02	68.2	47.86	39.78	17.92	58.38	100	0	P	H	
													H	
		11160	56.38	-17.62	74	62.88	39.93	14.14	60.57	100	108	P	V	
		11160	44.03	-9.97	54	50.53	39.93	14.14	60.57	100	108	A	V	
		16740	48.02	-20.18	68.2	48.7	39.78	17.92	58.38	100	0	P	V	
														V
802.11a CH 140 5700MHz		11400	48.05	-25.95	74	54.22	40	14.53	60.7	100	0	P	H	
		17100	48.57	-19.63	68.2	47.24	40.5	18.24	57.41	100	0	P	H	
													H	
													H	
		11400	47.68	-26.32	74	53.85	40	14.53	60.7	100	0	P	V	
		17100	48.76	-19.44	68.2	47.43	40.5	18.24	57.41	100	0	P	V	
														V
														V
Remark	1. No other spurious found. 2. All results are PASS against Peak and Average limit line.													



Band 3 - 5470~5725MHz
WIFI 802.11n HT20 (Band Edge @ 3m)

WIFI Ant. 2	Note	Frequency (MHz)	Level (dBµV/m)	Over Limit (dB)	Limit Line (dBµV/m)	Read Level (dBµV)	Antenna Factor (dB/m)	Path Loss (dB)	Preamp Factor (dB)	Ant Pos (cm)	Table Pos (deg)	Peak Avg. (P/A)	Pol. (H/V)	
802.11n HT20 CH 100 5500MHz		5458.16	56.68	-17.32	74	45.52	32.02	9.57	30.43	100	280	P	H	
		5469.84	59.91	-8.29	68.2	48.7	32.04	9.6	30.43	100	280	P	H	
		5459.76	47.36	-6.64	54	36.19	32.02	9.58	30.43	100	280	A	H	
	*	5500	115.22	-	-	103.89	32.1	9.66	30.43	100	280	P	H	
	*	5500	107.25	-	-	95.92	32.1	9.66	30.43	100	280	A	H	
														H
			5458.64	53.43	-20.57	74	42.27	32.02	9.57	30.43	232	206	P	V
			5467.12	54.67	-13.53	68.2	43.48	32.03	9.59	30.43	232	206	P	V
			5460	44.23	-9.77	54	33.06	32.02	9.58	30.43	232	206	A	V
	*		5500	110.14	-	-	98.81	32.1	9.66	30.43	232	206	P	V
	*		5500	101.9	-	-	90.57	32.1	9.66	30.43	232	206	A	V
													V	
802.11n HT20 CH 116 5580MHz		5443.84	50.2	-23.8	74	39.41	31.67	9.55	30.43	100	116	P	H	
		5469.76	49.55	-18.65	68.2	38.68	31.7	9.6	30.43	100	116	P	H	
		5453.2	41.66	-12.34	54	30.83	31.7	9.56	30.43	100	116	A	H	
	*	5580	116.01	-	-	104.88	31.8	9.81	30.48	100	116	P	H	
	*	5580	108.23	-	-	97.1	31.8	9.81	30.48	100	116	A	H	
			5729.72	50.11	-18.09	68.2	38.89	31.93	9.86	30.57	100	116	P	H
			5374.48	50.14	-23.86	74	39.66	31.47	9.44	30.43	324	220	P	V
			5463.52	50.42	-17.78	68.2	39.57	31.7	9.58	30.43	324	220	P	V
			5457.28	41.22	-12.78	54	30.38	31.7	9.57	30.43	324	220	A	V
	*		5580	113.95	-	-	102.82	31.8	9.81	30.48	324	220	P	V
	*		5580	106.14	-	-	95.01	31.8	9.81	30.48	324	220	A	V
		5745.785	51.06	-17.14	68.2	39.78	32	9.86	30.58	324	220	P	V	



802.11n HT20 CH 140 5700MHz	*	5700	114.64	-	-	103.53	31.8	9.86	30.55	100	119	P	H
	*	5700	106.66	-	-	95.55	31.8	9.86	30.55	100	119	A	H
		5725.16	66.12	-2.08	68.2	54.9	31.93	9.86	30.57	100	119	P	H
													H
													H
													H
	*	5700	113.77	-	-	102.66	31.8	9.86	30.55	326	216	P	V
	*	5700	105.75	-	-	94.64	31.8	9.86	30.55	326	216	A	V
		5725	65.02	-3.18	68.2	53.8	31.93	9.86	30.57	326	216	P	V
													V
													V
													V
Remark	1. No other spurious found. 2. All results are PASS against Peak and Average limit line.												



Band 3 - 5470~5725MHz
WIFI 802.11n HT20 (Harmonic @ 3m)

WIFI Ant. 2	Note	Frequency (MHz)	Level (dBμV/m)	Over Limit (dB)	Limit Line (dBμV/m)	Read Level (dBμV)	Antenna Factor (dB/m)	Path Loss (dB)	Preamp Factor (dB)	Ant Pos (cm)	Table Pos (deg)	Peak Avg. (P/A)	Pol. (H/V)
802.11n HT20 CH 100 5500MHz		11000	61.38	-12.62	74	67.4	40.6	13.86	60.48	100	253	P	H
		11000	48.51	-5.49	54	54.53	40.6	13.86	60.48	100	253	A	H
		16500	47.92	-20.28	68.2	50.01	39.3	17.55	58.94	100	0	P	H
													H
		11000	63.05	-10.95	74	69.07	40.6	13.86	60.48	100	161	P	V
		11000	50.36	-3.64	54	56.38	40.6	13.86	60.48	100	161	A	V
		16500	46.27	-21.93	68.2	48.36	39.3	17.55	58.94	100	0	P	V
													V
802.11n HT20 CH 116 5580MHz		11160	57.05	-16.95	74	63.55	39.93	14.14	60.57	100	30	P	H
		11160	46.05	-7.95	54	52.55	39.93	14.14	60.57	100	30	A	H
		16740	46.9	-21.3	68.2	47.58	39.78	17.92	58.38	100	0	P	H
													H
		11160	57.15	-16.85	74	63.65	39.93	14.14	60.57	100	103	P	V
		11160	44.12	-9.88	54	50.62	39.93	14.14	60.57	100	103	A	V
		16740	47.62	-20.58	68.2	48.3	39.78	17.92	58.38	100	0	P	V
													V
802.11n HT20 CH 140 5700MHz		11400	47.98	-26.02	74	54.15	40	14.53	60.7	100	0	P	H
		17100	48.46	-19.74	68.2	47.13	40.5	18.24	57.41	100	0	P	H
													H
													H
		11400	47.58	-26.42	74	53.75	40	14.53	60.7	100	0	P	V
		17100	47.66	-20.54	68.2	46.33	40.5	18.24	57.41	100	0	P	V
													V
Remark	1. No other spurious found. 2. All results are PASS against Peak and Average limit line.												



Band 3 - 5470~5725MHz
WIFI 802.11n HT40 (Band Edge @ 3m)

WIFI Ant. 2	Note	Frequency (MHz)	Level (dBμV/m)	Over Limit (dB)	Limit Line (dBμV/m)	Read Level (dBμV)	Antenna Factor (dB/m)	Path Loss (dB)	Preamp Factor (dB)	Ant Pos (cm)	Table Pos (deg)	Peak Avg. (P/A)	Pol. (H/V)
802.11n HT40 CH 102 5510MHz		5459.92	58.07	-15.93	74	47.22	31.7	9.58	30.43	100	281	P	H
		5470	65.21	-2.99	68.2	54.34	31.7	9.6	30.43	100	281	P	H
		5459.92	51.91	-2.09	54	41.06	31.7	9.58	30.43	100	281	A	H
	*	5510	109.08	-	-	98.15	31.7	9.67	30.44	100	281	P	H
	*	5510	101.42	-	-	90.49	31.7	9.67	30.44	100	281	A	H
		5730.035	50.58	-17.62	68.2	39.36	31.93	9.86	30.57	100	281	P	H
		5459.68	53.88	-20.12	74	43.03	31.7	9.58	30.43	306	167	P	V
		5469.52	60.33	-7.87	68.2	49.46	31.7	9.6	30.43	306	167	P	V
		5459.92	46.98	-7.02	54	36.13	31.7	9.58	30.43	306	167	A	V
	*	5510	104.32	-	-	93.39	31.7	9.67	30.44	306	167	P	V
	*	5510	96.73	-	-	85.8	31.7	9.67	30.44	306	167	A	V
		5736.02	49.9	-18.3	68.2	38.62	32	9.86	30.58	306	167	P	V
802.11n HT40 CH 110 5550MHz		5458.24	55.72	-18.28	74	44.88	31.7	9.57	30.43	100	115	P	H
		5469.28	58.18	-10.02	68.2	47.31	31.7	9.6	30.43	100	115	P	H
		5452.48	47.84	-6.16	54	37.01	31.7	9.56	30.43	100	115	A	H
	*	5550	114.12	-	-	103.03	31.8	9.75	30.46	100	115	P	H
	*	5550	105.66	-	-	94.57	31.8	9.75	30.46	100	115	A	H
		5731.61	51.02	-17.18	68.2	39.8	31.93	9.86	30.57	100	115	P	H
		5453.92	57.59	-16.41	74	46.75	31.7	9.57	30.43	298	219	P	V
		5469.52	56.8	-11.4	68.2	45.93	31.7	9.6	30.43	298	219	P	V
		5452.48	47.42	-6.58	54	36.59	31.7	9.56	30.43	298	219	A	V
	*	5550	112.54	-	-	101.45	31.8	9.75	30.46	298	219	P	V
	*	5550	104.44	-	-	93.35	31.8	9.75	30.46	298	219	A	V
		5731.295	50.07	-18.13	68.2	38.85	31.93	9.86	30.57	298	219	P	V



802.11n HT40 CH 134 5670MHz		5389.55	50.06	-23.94	74	39.51	31.53	9.45	30.43	100	116	P	H
		5466.9	49.93	-18.27	68.2	39.07	31.7	9.59	30.43	100	116	P	H
		5453.95	41.86	-12.14	54	31.02	31.7	9.57	30.43	100	116	A	H
	*	5670	113.19	-	-	102.12	31.75	9.86	30.54	100	116	P	H
	*	5670	105.33	-	-	94.26	31.75	9.86	30.54	100	116	A	H
		5727.9	62.18	-6.02	68.2	50.96	31.93	9.86	30.57	100	116	P	H
		5453.25	50.47	-23.53	74	39.64	31.7	9.56	30.43	330	217	P	V
		5468.65	48.48	-19.72	68.2	37.62	31.7	9.59	30.43	330	217	P	V
		5366.8	41.52	-12.48	54	31.04	31.47	9.44	30.43	330	217	A	V
	*	5670	112.73	-	-	101.66	31.75	9.86	30.54	330	217	P	V
	*	5670	104.7	-	-	93.63	31.75	9.86	30.54	330	217	A	V
		5728.425	62.12	-6.08	68.2	50.9	31.93	9.86	30.57	330	217	P	V
Remark	1. No other spurious found. 2. All results are PASS against Peak and Average limit line.												



Band 3 - 5470~5725MHz
WIFI 802.11n HT40 (Harmonic @ 3m)

WIFI Ant. 2	Note	Frequency (MHz)	Level (dBμV/m)	Over Limit (dB)	Limit Line (dBμV/m)	Read Level (dBμV)	Antenna Factor (dB/m)	Path Loss (dB)	Preamp Factor (dB)	Ant Pos (cm)	Table Pos (deg)	Peak Avg. (P/A)	Pol. (H/V)
802.11n HT40 CH 102 5510MHz		11020	54.75	-19.25	74	61.02	40.33	13.89	60.49	100	31	P	H
		11020	43.09	-10.91	54	49.36	40.33	13.89	60.49	100	31	A	H
		16530	46.71	-21.49	68.2	49.28	38.7	17.6	58.87	100	0	P	H
													H
		11020	55.19	-18.81	74	61.46	40.33	13.89	60.49	100	160	P	V
		11020	42.77	-11.23	54	49.04	40.33	13.89	60.49	100	160	A	V
		16530	44.85	-23.35	68.2	47.42	38.7	17.6	58.87	100	0	P	V
													V
802.11n HT40 CH 110 5550MHz		11100	57.29	-16.71	74	63.85	40	13.98	60.54	100	30	P	H
		11100	46.41	-7.59	54	52.97	40	13.98	60.54	100	30	A	H
		16650	45.36	-22.84	68.2	46.93	39.2	17.82	58.59	400	0	P	H
													H
		11100	55.38	-18.62	74	61.94	40	13.98	60.54	100	104	P	V
		11100	44.26	-29.74	74	50.82	40	13.98	60.54	100	104	P	V
		16650	47.42	-20.78	68.2	48.99	39.2	17.82	58.59	100	0	P	V
													V
802.11n HT40 CH 134 5670MHz		11340	47.76	-26.24	74	54.03	39.87	14.53	60.67	100	0	P	H
		17010	48.79	-19.41	68.2	47.93	40.5	18.09	57.73	100	0	P	H
													H
													H
		11340	48.15	-25.85	74	54.42	39.87	14.53	60.67	100	0	P	V
		17010	49.36	-18.84	68.2	48.5	40.5	18.09	57.73	100	0	P	V
													V
Remark	1. No other spurious found. 2. All results are PASS against Peak and Average limit line.												



Band 3 - 5470~5725MHz
WIFI 802.11ac VHT80 (Band Edge @ 3m)

WIFI Ant. 2	Note	Frequency (MHz)	Level (dBμV/m)	Over Limit (dB)	Limit Line (dBμV/m)	Read Level (dBμV)	Antenna Factor (dB/m)	Path Loss (dB)	Preamp Factor (dB)	Ant Pos (cm)	Table Pos (deg)	Peak Avg. (P/A)	Pol. (H/V)
802.11ac VHT80 CH 106 5530MHz		5452.48	56.49	-17.51	74	45.66	31.7	9.56	30.43	100	104	P	H
		5466.16	57.51	-10.69	68.2	46.65	31.7	9.59	30.43	100	104	P	H
		5458	47.45	-6.55	54	36.61	31.7	9.57	30.43	100	104	A	H
	*	5530	102.71	-	-	91.72	31.73	9.71	30.45	100	104	P	H
	*	5530	94.75	-	-	83.76	31.73	9.71	30.45	100	104	A	H
		5737.595	49.71	-18.49	68.2	38.43	32	9.86	30.58	100	104	P	H
		5457.28	52.93	-21.07	74	42.09	31.7	9.57	30.43	238	177	P	V
		5462.08	54.11	-14.09	68.2	43.26	31.7	9.58	30.43	238	177	P	V
		5457.04	44.38	-9.62	54	33.54	31.7	9.57	30.43	238	177	A	V
	*	5530	99.64	-	-	88.65	31.73	9.71	30.45	238	177	P	V
	*	5530	91.73	-	-	80.74	31.73	9.71	30.45	238	177	A	V
		5730.98	49.32	-18.88	68.2	38.1	31.93	9.86	30.57	238	177	P	V
802.11ac VHT80 CH 122 5610MHz		5459.2	56.56	-17.44	74	45.71	31.7	9.58	30.43	100	116	P	H
		5467.84	59.71	-8.49	68.2	48.85	31.7	9.59	30.43	100	116	P	H
		5458	47.91	-6.09	54	37.07	31.7	9.57	30.43	100	116	A	H
	*	5610	111	-	-	99.85	31.8	9.85	30.5	100	116	P	H
	*	5610	103.23	-	-	92.08	31.8	9.85	30.5	100	116	A	H
		5725.625	61.13	-7.07	68.2	49.91	31.93	9.86	30.57	100	116	P	H
		5453.68	55.03	-18.97	74	44.2	31.7	9.56	30.43	319	217	P	V
		5467.36	57.76	-10.44	68.2	46.9	31.7	9.59	30.43	319	217	P	V
		5454.88	47.37	-6.63	54	36.53	31.7	9.57	30.43	319	217	A	V
	*	5610	109.87	-	-	98.72	31.8	9.85	30.5	319	217	P	V
	*	5610	101.92	-	-	90.77	31.8	9.85	30.5	319	217	A	V
		5737.91	62.08	-6.12	68.2	50.8	32	9.86	30.58	319	217	P	V
Remark	1. No other spurious found. 2. All results are PASS against Peak and Average limit line.												



Band 3 5470~5725MHz
WIFI 802.11ac VHT80 (Harmonic @ 3m)

WIFI Ant. 2	Note	Frequency (MHz)	Level (dBμV/m)	Over Limit (dB)	Limit Line (dBμV/m)	Read Level (dBμV)	Antenna Factor (dB/m)	Path Loss (dB)	Preamp Factor (dB)	Ant Pos (cm)	Table Pos (deg)	Peak Avg. (P/A)	Pol. (H/V)
802.11ac VHT80 CH 106 5530MHz		11060	54.67	-19.33	74	61.11	40.13	13.94	60.51	100	30	P	H
		11060	42.72	-11.28	54	49.16	40.13	13.94	60.51	100	30	A	H
		16590	47.46	-20.74	68.2	49.63	38.85	17.71	58.73	400	0	P	H
													H
		11060	52.12	-21.88	74	58.56	40.13	13.94	60.51	100	100	P	V
		11060	40.69	-13.31	54	47.13	40.13	13.94	60.51	100	100	A	V
		16590	46.2	-22	68.2	48.37	38.85	17.71	58.73	100	0	P	V
													V
802.11ac VHT80 CH 122 5610MHz		11220	51.99	-22.01	74	58.39	39.88	14.32	60.6	100	30	P	H
		11220	40.99	-13.01	54	47.39	39.88	14.32	60.6	100	30	A	H
		16830	47.63	-20.57	68.2	47.64	40.2	17.96	58.17	100	0	P	H
													H
		11220	51.69	-22.31	74	58.09	39.88	14.32	60.6	100	336	P	V
		11220	39.88	-14.12	54	46.28	39.88	14.32	60.6	100	336	A	V
		16830	48.28	-19.92	68.2	48.29	40.2	17.96	58.17	100	0	P	V
													V
Remark	1. No other spurious found. 2. All results are PASS against Peak and Average limit line.												



Band 3 - Straddle Channel
WIFI 802.11a (Band Edge @ 3m)

WIFI	Note	Frequency	Level	Over	Limit	Read	Antenna	Path	Preamp	Ant	Table	Peak	Pol.
Ant.				Limit	Line	Level	Factor	Loss	Factor	Pos	Pos	Avg.	
2		(MHz)	(dBμV/m)	(dB)	(dBμV/m)	(dBμV)	(dB/m)	(dB)	(dB)	(cm)	(deg)	(P/A)	(H/V)
802.11a CH 144 5720MHz		5355.07	50.12	-23.88	74	39.72	31.4	9.43	30.43	100	101	P	H
		5461.93	49.85	-18.35	68.2	39	31.7	9.58	30.43	100	101	P	H
		5458.03	41.24	-12.76	54	30.4	31.7	9.57	30.43	100	101	A	H
	*	5720	113.73	-	-	102.51	31.93	9.86	30.57	100	101	P	H
	*	5720	106.31	-	-	95.09	31.93	9.86	30.57	100	101	A	H
		5910.25	51.95	-16.25	68.2	40.29	32.33	10.01	30.68	100	101	P	H
		5413.96	51.08	-22.92	74	40.39	31.63	9.49	30.43	343	206	P	V
		5468.95	49.73	-18.47	68.2	38.87	31.7	9.59	30.43	343	206	P	V
		5451.01	41.05	-12.95	54	30.22	31.7	9.56	30.43	343	206	A	V
	*	5720	108.26	-	-	97.04	31.93	9.86	30.57	343	206	P	V
	*	5720	100.84	-	-	89.62	31.93	9.86	30.57	343	206	A	V
			5921	51.75	-16.45	68.2	40.09	32.33	10.02	30.69	343	206	P
Remark	1. No other spurious found. 2. All results are PASS against Peak and Average limit line.												



Band 3 - Straddle Channel
WIFI 802.11a (Harmonic @ 3m)

Table with 14 columns: WIFI Ant. 2, Note, Frequency (MHz), Level (dBµV/m), Over Limit (dB), Limit Line (dBµV/m), Read Level (dBµV), Antenna Factor (dB/m), Path Loss (dB), Preamp Factor (dB), Ant Pos (cm), Table Pos (deg), Peak Avg. (P/A), Pol. (H/V). Rows include data for 802.11a CH 144 at 11440 and 17160 MHz, and a Remark section.



Band 3 - Straddle Channel
WIFI 802.11n HT20 (Band Edge @ 3m)

Table with 14 columns: WIFI Ant. 2, Note, Frequency (MHz), Level (dBµV/m), Over Limit (dB), Limit Line (dBµV/m), Read Level (dBµV), Antenna Factor (dB/m), Path Loss (dB), Preamp Factor (dB), Ant Pos (cm), Table Pos (deg), Peak Avg. (P/A), Pol. (H/V). Rows include frequency measurements and a Remark section.



**Band 3 - Straddle Channel
WIFI 802.11n HT20 (Harmonic @ 3m)**

WIFI Ant. 2	Note	Frequency (MHz)	Level (dBμV/m)	Over Limit (dB)	Limit Line (dBμV/m)	Read Level (dBμV)	Antenna Factor (dB/m)	Path Loss (dB)	Preamp Factor (dB)	Ant Pos (cm)	Table Pos (deg)	Peak Avg. (P/A)	Pol. (H/V)	
802.11n HT20 CH 144 5720MHz		11440	49.42	-24.58	74	55.57	40.07	14.51	60.73	100	0	P	H	
		17160	48.77	-19.43	68.2	47.03	40.57	18.36	57.19	100	0	P	H	
													H	
													H	
			11440	48.27	-25.73	74	54.42	40.07	14.51	60.73	100	0	P	V
			17160	48.97	-19.23	68.2	47.23	40.57	18.36	57.19	100	0	P	V
														V
														V
Remark	1. No other spurious found. 2. All results are PASS against Peak and Average limit line.													



Band 3 - Straddle Channel
WIFI 802.11n HT40 (Band Edge @ 3m)

WIFI Ant. 2	Note	Frequency (MHz)	Level (dBμV/m)	Over Limit (dB)	Limit Line (dBμV/m)	Read Level (dBμV)	Antenna Factor (dB/m)	Path Loss (dB)	Preamp Factor (dB)	Ant Pos (cm)	Table Pos (deg)	Peak Avg. (P/A)	Pol. (H/V)
802.11n HT40 CH 142 5710MHz		5385.1	49.67	-24.33	74	39.12	31.53	9.45	30.43	100	119	P	H
		5464.66	48.53	-19.67	68.2	37.67	31.7	9.59	30.43	100	119	P	H
		5444.77	41.32	-12.68	54	30.53	31.67	9.55	30.43	100	119	A	H
	*	5710	113.18	-	-	102.01	31.87	9.86	30.56	100	119	P	H
	*	5710	105.46	-	-	94.29	31.87	9.86	30.56	100	119	A	H
		5853.25	52.34	-15.86	68.2	40.85	32.2	9.94	30.65	100	119	P	H
		5435.8	49.93	-24.07	74	39.16	31.67	9.53	30.43	325	216	P	V
		5460.37	49.48	-18.72	68.2	38.63	31.7	9.58	30.43	325	216	P	V
		5420.2	41.58	-12.42	54	30.88	31.63	9.5	30.43	325	216	A	V
	*	5710	112.55	-	-	101.38	31.87	9.86	30.56	325	216	P	V
	*	5710	104.39	-	-	93.22	31.87	9.86	30.56	325	216	A	V
		5932	52.35	-15.85	68.2	40.65	32.37	10.03	30.7	325	216	P	V
Remark	1. No other spurious found. 2. All results are PASS against Peak and Average limit line.												



**Band 3 - Straddle Channel
WIFI 802.11n HT40 (Harmonic @ 3m)**

WIFI Ant. 2	Note	Frequency (MHz)	Level (dBμV/m)	Over Limit (dB)	Limit Line (dBμV/m)	Read Level (dBμV)	Antenna Factor (dB/m)	Path Loss (dB)	Preamp Factor (dB)	Ant Pos (cm)	Table Pos (deg)	Peak Avg. (P/A)	Pol. (H/V)	
802.11n HT40 CH 142 5710MHz		11420	47.55	-26.45	74	53.72	40.03	14.52	60.72	100	0	P	H	
		17130	49.38	-18.82	68.2	47.85	40.53	18.3	57.3	100	0	P	H	
													H	
													H	
			11420	47.28	-26.72	74	53.45	40.03	14.52	60.72	100	0	P	V
			17130	48.6	-19.6	68.2	47.07	40.53	18.3	57.3	100	0	P	V
														V
													V	
Remark	1. No other spurious found. 2. All results are PASS against Peak and Average limit line.													



Band 3 - Straddle Channel
WIFI 802.11ac VHT80 (Band Edge @ 3m)

WIFI Ant. 2	Note	Frequency (MHz)	Level (dBμV/m)	Over Limit (dB)	Limit Line (dBμV/m)	Read Level (dBμV)	Antenna Factor (dB/m)	Path Loss (dB)	Preamp Factor (dB)	Ant Pos (cm)	Table Pos (deg)	Peak Avg. (P/A)	Pol. (H/V)
802.11ac VHT80 CH 138 5690MHz		5452.96	49.85	-24.15	74	39.02	31.7	9.56	30.43	100	118	P	H
		5466.61	49.67	-18.53	68.2	38.81	31.7	9.59	30.43	100	118	P	H
		5459.2	41.76	-12.24	54	30.91	31.7	9.58	30.43	100	118	A	H
	*	5690	109.87	-	-	98.76	31.8	9.86	30.55	100	118	P	H
	*	5690	101.72	-	-	90.61	31.8	9.86	30.55	100	118	A	H
		5854.6	52.32	-15.88	68.2	40.8	32.23	9.94	30.65	100	118	P	H
		5376.91	50.73	-23.27	74	40.25	31.47	9.44	30.43	330	217	P	V
		5469.34	50.04	-18.16	68.2	39.17	31.7	9.6	30.43	330	217	P	V
		5459.59	41.82	-12.18	54	30.97	31.7	9.58	30.43	330	217	A	V
	*	5690	108.4	-	-	97.29	31.8	9.86	30.55	330	217	P	V
	*	5690	100.67	-	-	89.56	31.8	9.86	30.55	330	217	A	V
		5891.8	51.67	-16.53	68.2	40.06	32.3	9.98	30.67	330	217	P	V
Remark	1. No other spurious found. 2. All results are PASS against Peak and Average limit line.												



**Band 3 - Straddle Channel
WIFI 802.11ac VHT80 (Harmonic @ 3m)**

WIFI Ant. 2	Note	Frequency (MHz)	Level (dBµV/m)	Over Limit (dB)	Limit Line (dBµV/m)	Read Level (dBµV)	Antenna Factor (dB/m)	Path Loss (dB)	Preamp Factor (dB)	Ant Pos (cm)	Table Pos (deg)	Peak Avg. (P/A)	Pol. (H/V)	
802.11ac VHT80 CH 138 5690MHz		11380	47.04	-26.96	74	53.23	39.97	14.53	60.69	100	0	P	H	
		17070	48.07	-20.13	68.2	46.9	40.5	18.19	57.52	100	0	P	H	
													H	
													H	
			11380	46.78	-27.22	74	52.97	39.97	14.53	60.69	100	0	P	V
			17070	48.37	-19.83	68.2	47.2	40.5	18.19	57.52	100	0	P	V
														V
														V
Remark	1. No other spurious found. 2. All results are PASS against Peak and Average limit line.													



Emission below 1GHz
 WIFI 802.11ac VHT80 (LF @ 3m)

WIFI	Note	Frequency	Level	Over	Limit	Read	Antenna	Path	Preamp	Ant	Table	Peak	Pol.	
Ant.				Limit	Line	Level	Factor	Loss	Factor	Pos	Pos	Avg.		
2		(MHz)	(dBμV/m)	(dB)	(dBμV/m)	(dBμV)	(dB/m)	(dB)	(dB)	(cm)	(deg)	(P/A)	(H/V)	
802.11ac VHT80 LF		63.95	31.25	-8.75	40	50.74	11.99	1.09	32.57	-	-	P	H	
		92.08	33.47	-10.03	43.5	49.66	15.02	1.31	32.52	-	-	P	H	
		110.51	36.1	-7.4	43.5	50.22	17	1.39	32.51	154	309	QP	H	
		110.51	38.67	-4.83	43.5	52.79	17	1.39	32.51	154	309	P	H	
		133.79	33.59	-9.91	43.5	46.87	17.68	1.54	32.5	-	-	P	H	
		287.05	32.16	-13.84	46	43.41	19.04	2.24	32.53	-	-	P	H	
		391.81	30.84	-15.16	46	39.26	21.57	2.56	32.55	-	-	P	H	
														H
														H
														H
														H
														H
			76.56	28.76	-11.24	40	47.12	13	1.19	32.53	100	360	QP	V
			88.2	40.32	-3.18	43.5	57.13	14.44	1.28	32.53	100	360	P	V
			88.2	43.49	-0.01	43.5	60.3	14.44	1.28	32.51	100	32	QP	V
			105.66	39.06	-4.44	43.5	53.51	16.7	1.36	32.51	100	32	P	V
			105.66	42.18	-1.32	43.5	56.63	16.7	1.36	32.5	-	-	P	V
			147.37	33.84	-9.66	43.5	47.32	17.36	1.66	32.5	-	-	P	V
			164.83	32	-11.5	43.5	46.67	16.02	1.81	32.52	-	-	P	V
			265.71	28.73	-17.27	46	39.2	19.86	2.19	32.53	100	360	QP	V
													V	
													V	
													V	
													V	
Remark	1. No other spurious found. 2. All results are PASS against limit line.													



Band 1 - 5150~5250MHz
WIFI 802.11a (Band Edge @ 3m)

WIFI	Note	Frequency	Level	Over	Limit	Read	Antenna	Path	Preamp	Ant	Table	Peak	Pol.	
Ant.				Limit	Line	Level	Factor	Loss	Factor	Pos	Pos	Avg.		
1+2		(MHz)	(dBμV/m)	(dB)	(dBμV/m)	(dBμV)	(dB/m)	(dB)	(dB)	(cm)	(deg)	(P/A)	(H/V)	
802.11a CH 36 5180MHz		5147.68	50.9	-23.1	74	40.28	31.8	9.25	30.43	398	240	P	H	
		5149.24	42.12	-11.88	54	31.5	31.8	9.25	30.43	398	240	A	H	
	*	5180	106.88	-	-	96.35	31.67	9.29	30.43	398	240	P	H	
	*	5180	99.55	-	-	89.02	31.67	9.29	30.43	398	240	A	H	
													H	
														H
			5149.76	51.18	-22.82	74	40.56	31.8	9.25	30.43	232	135	P	V
			5150	43.33	-10.67	54	32.7	31.8	9.26	30.43	232	135	A	V
	*		5180	112.31	-	-	101.78	31.67	9.29	30.43	232	135	P	V
	*		5180	104.63	-	-	94.1	31.67	9.29	30.43	232	135	A	V
														V
														V
802.11a CH 44 5220MHz		5026.52	50.52	-23.48	74	40.03	31.8	9.12	30.43	391	222	P	H	
		5148.72	40.88	-13.12	54	30.26	31.8	9.25	30.43	391	222	A	H	
	*	5224	106.78	-	-	96.35	31.53	9.33	30.43	391	222	P	H	
	*	5224	99.06	-	-	88.63	31.53	9.33	30.43	391	222	A	H	
			5365.64	49.59	-24.41	74	39.12	31.47	9.43	30.43	391	222	P	H
			5407.92	40.83	-13.17	54	30.18	31.6	9.48	30.43	391	222	A	H
			5120.12	50.76	-23.24	74	40.1	31.87	9.22	30.43	226	135	P	V
			5149.76	41.86	-12.14	54	31.24	31.8	9.25	30.43	226	135	A	V
	*		5220	112.37	-	-	101.94	31.53	9.33	30.43	226	135	P	V
	*		5220	104.39	-	-	93.96	31.53	9.33	30.43	226	135	A	V
			5404	50.05	-23.95	74	39.41	31.6	9.47	30.43	226	135	P	V
			5407.08	40.91	-13.09	54	30.27	31.6	9.47	30.43	226	135	A	V



802.11a CH 48 5240MHz		5072.8	50.58	-23.42	74	39.94	31.9	9.17	30.43	400	223	P	H
		5107.38	40.85	-13.15	54	30.2	31.87	9.21	30.43	400	223	A	H
	*	5240	106.95	-	-	96.57	31.47	9.34	30.43	400	223	P	H
	*	5240	99.57	-	-	89.19	31.47	9.34	30.43	400	223	A	H
		5350.24	50.12	-23.88	74	39.73	31.4	9.42	30.43	400	223	P	H
		5390.56	40.66	-13.34	54	30.11	31.53	9.45	30.43	400	223	A	H
		5073.32	49.86	-24.14	74	39.22	31.9	9.17	30.43	237	136	P	V
		5139.88	40.98	-13.02	54	30.37	31.8	9.24	30.43	237	136	A	V
	*	5240	112.79	-	-	102.41	31.47	9.34	30.43	237	136	P	V
	*	5240	105.02	-	-	94.64	31.47	9.34	30.43	237	136	A	V
		5435.08	50.45	-23.55	74	39.68	31.67	9.53	30.43	237	136	P	V
		5356.96	41.01	-12.99	54	30.61	31.4	9.43	30.43	237	136	A	V
Remark	1. No other spurious found. 2. All results are PASS against Peak and Average limit line.												



Band 1 5150~5250MHz
WIFI 802.11a (Harmonic @ 3m)

WIFI Ant. 1+2	Note	Frequency (MHz)	Level (dBμV/m)	Over Limit (dB)	Limit Line (dBμV/m)	Read Level (dBμV)	Antenna Factor (dB/m)	Path Loss (dB)	Preamp Factor (dB)	Ant Pos (cm)	Table Pos (deg)	Peak Avg. (P/A)	Pol. (H/V)
802.11a CH 36 5180MHz		10360	48.01	-20.19	68.2	54.36	39.37	13.57	59.29	100	0	P	H
		15540	46.31	-27.69	74	51.32	37.93	17.01	59.95	100	0	P	H
													H
													H
		10360	48.35	-19.85	68.2	54.7	39.37	13.57	59.29	100	0	P	V
		15540	45.94	-28.06	74	50.95	37.93	17.01	59.95	100	0	P	V
													V
													V
802.11a CH 44 5220MHz		10440	47.5	-20.7	68.2	53.65	39.53	13.65	59.33	100	0	P	H
		15660	45	-29	74	50.27	37.45	17.16	59.88	100	0	P	H
													H
													H
		10440	48.22	-19.98	68.2	54.37	39.53	13.65	59.33	100	0	P	V
		15660	45.2	-28.8	74	50.47	37.45	17.16	59.88	100	0	P	V
													V
													V
802.11a CH 48 5240MHz		10480	47	-21.2	68.2	53.09	39.58	13.68	59.35	100	0	P	H
		15720	46.61	-27.39	74	51.94	37.3	17.21	59.84	100	0	P	H
													H
													H
		10480	47.93	-20.27	68.2	54.02	39.58	13.68	59.35	100	0	P	V
		15720	45.96	-28.04	74	51.29	37.3	17.21	59.84	100	0	P	V
													V
													V
Remark	1. No other spurious found. 2. All results are PASS against Peak and Average limit line.												



Band 1 5150~5250MHz
WIFI 802.11n HT20 (Band Edge @ 3m)

WIFI Ant. 1+2	Note	Frequency (MHz)	Level (dBμV/m)	Over Limit (dB)	Limit Line (dBμV/m)	Read Level (dBμV)	Antenna Factor (dB/m)	Path Loss (dB)	Preamp Factor (dB)	Ant Pos (cm)	Table Pos (deg)	Peak Avg. (P/A)	Pol. (H/V)	
802.11n HT20 CH 36 5180MHz		5146.12	58.98	-15.02	74	48.36	31.8	9.25	30.43	100	111	P	H	
		5142.22	43.7	-10.3	54	33.08	31.8	9.25	30.43	100	111	A	H	
	*	5180	111.03	-	-	100.5	31.67	9.29	30.43	100	111	P	H	
	*	5180	103.42	-	-	92.89	31.67	9.29	30.43	100	111	A	H	
													H	
														H
			5131.04	53.77	-20.23	74	43.14	31.83	9.23	30.43	213	86	P	V
			5149.5	42.37	-11.63	54	31.75	31.8	9.25	30.43	213	86	A	V
		*	5180	111.34	-	-	100.81	31.67	9.29	30.43	213	86	P	V
		*	5180	103.48	-	-	92.95	31.67	9.29	30.43	213	86	A	V
													V	
													V	
802.11n HT20 CH 44 5220MHz		5128.96	50.47	-23.53	74	39.84	31.83	9.23	30.43	100	111	P	H	
		5150	41.3	-12.7	54	30.67	31.8	9.26	30.43	100	111	A	H	
		*	5220	109.71	-	-	99.28	31.53	9.33	30.43	100	111	P	H
		*	5220	102.17	-	-	91.74	31.53	9.33	30.43	100	111	A	H
			5393.64	49.9	-24.1	74	39.34	31.53	9.46	30.43	100	111	P	H
			5459.44	40.3	-13.7	54	29.45	31.7	9.58	30.43	100	111	A	H
			5035.88	49.45	-24.55	74	38.95	31.8	9.13	30.43	197	86	P	V
			5147.68	40.84	-13.16	54	30.22	31.8	9.25	30.43	197	86	A	V
		*	5220	111.44	-	-	101.01	31.53	9.33	30.43	197	86	P	V
		*	5220	103.61	-	-	93.18	31.53	9.33	30.43	197	86	A	V
		5421.36	50.7	-23.3	74	40	31.63	9.5	30.43	197	86	P	V	
		5422.48	40.51	-13.49	54	29.81	31.63	9.5	30.43	197	86	A	V	



802.11n HT20 CH 48 5240MHz		5091.78	50.11	-23.89	74	39.45	31.9	9.19	30.43	100	111	P	H
		5149.24	41.04	-12.96	54	30.42	31.8	9.25	30.43	100	111	A	H
	*	5240	108.43	-	-	98.05	31.47	9.34	30.43	100	111	P	H
	*	5240	100.87	-	-	90.49	31.47	9.34	30.43	100	111	A	H
		5376.56	49.26	-24.74	74	38.78	31.47	9.44	30.43	100	111	P	H
		5415.76	40.45	-13.55	54	29.76	31.63	9.49	30.43	100	111	A	H
		5085.02	49.96	-24.04	74	39.31	31.9	9.18	30.43	240	85	P	V
		5147.94	40.82	-13.18	54	30.2	31.8	9.25	30.43	240	85	A	V
	*	5240	111.2	-	-	100.82	31.47	9.34	30.43	240	85	P	V
	*	5240	103.53	-	-	93.15	31.47	9.34	30.43	240	85	A	V
		5397.84	50.33	-23.67	74	39.7	31.6	9.46	30.43	240	85	P	V
		5365.36	40.98	-13.02	54	30.51	31.47	9.43	30.43	240	85	A	V
Remark	1. No other spurious found. 2. All results are PASS against Peak and Average limit line.												



Band 1 5150~5250MHz
WIFI 802.11n HT20 (Harmonic @ 3m)

WIFI Ant. 1+2	Note	Frequency (MHz)	Level (dBμV/m)	Over Limit (dB)	Limit Line (dBμV/m)	Read Level (dBμV)	Antenna Factor (dB/m)	Path Loss (dB)	Preamp Factor (dB)	Ant Pos (cm)	Table Pos (deg)	Peak Avg. (P/A)	Pol. (H/V)
802.11n HT20 CH 36 5180MHz		10360	46.15	-22.05	68.2	52.5	39.37	13.57	59.29	100	0	P	H
		15540	45.81	-28.19	74	50.82	37.93	17.01	59.95	100	0	P	H
													H
													H
		10360	47.03	-21.17	68.2	53.38	39.37	13.57	59.29	100	0	P	V
		15540	45.8	-28.2	74	50.81	37.93	17.01	59.95	100	0	P	V
													V
802.11n HT20 CH 44 5220MHz		10440	47.59	-20.61	68.2	53.74	39.53	13.65	59.33	100	0	P	H
		15660	45.06	-28.94	74	50.33	37.45	17.16	59.88	100	0	P	H
													H
													H
		10440	48.86	-19.34	68.2	55.01	39.53	13.65	59.33	100	0	P	V
		15660	45.89	-28.11	74	51.16	37.45	17.16	59.88	100	0	P	V
													V
802.11n HT20 CH 48 5240MHz		10480	47.97	-20.23	68.2	54.06	39.58	13.68	59.35	100	0	P	H
		15720	46.57	-27.43	74	51.9	37.3	17.21	59.84	100	0	P	H
													H
													H
		10480	48.4	-19.8	68.2	54.49	39.58	13.68	59.35	100	0	P	V
		15720	45.74	-28.26	74	51.07	37.3	17.21	59.84	100	0	P	V
													V
Remark	1. No other spurious found.												
	2. All results are PASS against Peak and Average limit line.												



**Band 1 5150~5250MHz
WIFI 802.11n HT40 (Band Edge @ 3m)**

WIFI Ant. 1+2	Note	Frequency (MHz)	Level (dBμV/m)	Over Limit (dB)	Limit Line (dBμV/m)	Read Level (dBμV)	Antenna Factor (dB/m)	Path Loss (dB)	Preamp Factor (dB)	Ant Pos (cm)	Table Pos (deg)	Peak Avg. (P/A)	Pol. (H/V)
802.11n HT40 CH 38 5190MHz		5124.02	53.17	-20.83	74	42.54	31.83	9.23	30.43	100	146	P	H
		5146.9	43.64	-10.36	54	33.02	31.8	9.25	30.43	100	146	A	H
	*	5190	102.45	-	-	91.91	31.67	9.3	30.43	100	146	P	H
	*	5190	95.01	-	-	84.47	31.67	9.3	30.43	100	146	A	H
		5452.16	49.68	-24.32	74	38.85	31.7	9.56	30.43	100	146	P	H
		5453.84	41.42	-12.58	54	30.59	31.7	9.56	30.43	100	146	A	H
		5150	55.9	-18.1	74	45.27	31.8	9.26	30.43	229	109	P	V
		5150	47.21	-6.79	54	36.58	31.8	9.26	30.43	229	109	A	V
	*	5190	108.25	-	-	97.71	31.67	9.3	30.43	229	109	P	V
	*	5190	100.62	-	-	90.08	31.67	9.3	30.43	229	109	A	V
		5409.88	49.66	-24.34	74	39.01	31.6	9.48	30.43	229	109	P	V
		5404.28	41.52	-12.48	54	30.88	31.6	9.47	30.43	229	109	A	V
802.11n HT40 CH 46 5230MHz		5089.7	50.68	-23.32	74	40.02	31.9	9.19	30.43	100	189	P	H
		5150	43.63	-10.37	54	33	31.8	9.26	30.43	100	189	A	H
	*	5230	105.46	-	-	95.09	31.47	9.33	30.43	100	189	P	H
	*	5230	97.71	-	-	87.34	31.47	9.33	30.43	100	189	A	H
		5441.8	50.06	-23.94	74	39.28	31.67	9.54	30.43	100	189	P	H
		5456.36	41.39	-12.61	54	30.55	31.7	9.57	30.43	100	189	A	H
		5137.8	51.64	-22.36	74	41	31.83	9.24	30.43	238	112	P	V
		5150	44.23	-9.77	54	33.6	31.8	9.26	30.43	238	112	A	V
	*	5230	110.14	-	-	99.77	31.47	9.33	30.43	238	112	P	V
	*	5230	102.71	-	-	92.34	31.47	9.33	30.43	238	112	A	V
	5354.44	49.93	-24.07	74	39.53	31.4	9.43	30.43	238	112	P	V	
	5452.44	41.7	-12.3	54	30.87	31.7	9.56	30.43	238	112	A	V	
Remark	1. No other spurious found. 2. All results are PASS against Peak and Average limit line.												



Band 1 5150~5250MHz
WIFI 802.11n HT40 (Harmonic @ 3m)

WIFI Ant. 1+2	Note	Frequency (MHz)	Level (dBμV/m)	Over Limit (dB)	Limit Line (dBμV/m)	Read Level (dBμV)	Antenna Factor (dB/m)	Path Loss (dB)	Preamp Factor (dB)	Ant Pos (cm)	Table Pos (deg)	Peak Avg. (P/A)	Pol. (H/V)
802.11n HT40 CH 38 5190MHz		10377	46.25	-21.95	68.2	52.53	39.43	13.59	59.3	100	0	P	H
		15570	43.9	-30.1	74	49.02	37.77	17.05	59.94	100	0	P	H
													H
													H
		10377	47.55	-20.65	68.2	53.83	39.43	13.59	59.3	100	0	P	V
		15570	43.84	-30.16	74	48.96	37.77	17.05	59.94	100	0	P	V
													V
													V
802.11n HT40 CH 46 5230MHz		10460	49.27	-18.93	68.2	55.4	39.55	13.66	59.34	100	0	P	H
		15690	45.31	-28.69	74	50.63	37.35	17.19	59.86	100	0	P	H
													H
													H
		10460	50.58	-17.62	68.2	56.71	39.55	13.66	59.34	100	0	P	V
		15690	44.84	-29.16	74	50.16	37.35	17.19	59.86	100	0	P	V
													V
													V
Remark	1. No other spurious found. 2. All results are PASS against Peak and Average limit line.												



Band 1 5150~5250MHz
WIFI 802.11ac VHT80 (Band Edge @ 3m)

WIFI Ant. 1+2	Note	Frequency (MHz)	Level (dBμV/m)	Over Limit (dB)	Limit Line (dBμV/m)	Read Level (dBμV)	Antenna Factor (dB/m)	Path Loss (dB)	Preamp Factor (dB)	Ant Pos (cm)	Table Pos (deg)	Peak Avg. (P/A)	Pol. (H/V)
802.11ac VHT80 CH 42 5210MHz		5141.18	60.81	-13.19	74	50.19	31.8	9.25	30.43	100	241	P	H
		5140.14	52.26	-1.74	54	41.65	31.8	9.24	30.43	100	241	A	H
	*	5210	104.2	-	-	93.78	31.53	9.32	30.43	100	241	P	H
	*	5210	96.86	-	-	86.44	31.53	9.32	30.43	100	241	A	H
		5370.68	50.6	-23.4	74	40.12	31.47	9.44	30.43	100	241	P	H
		5412.96	41.67	-12.33	54	30.98	31.63	9.49	30.43	100	241	A	H
		5145.86	59.58	-14.42	74	48.96	31.8	9.25	30.43	250	195	P	V
		5146.38	51.28	-2.72	54	40.66	31.8	9.25	30.43	250	195	A	V
	*	5210	102.24	-	-	91.82	31.53	9.32	30.43	250	195	P	V
	*	5210	94.38	-	-	83.96	31.53	9.32	30.43	250	195	A	V
		5450.48	50.66	-23.34	74	39.83	31.7	9.56	30.43	250	195	P	V
	5360.88	41.89	-12.11	54	31.42	31.47	9.43	30.43	250	195	A	V	
Remark	1. No other spurious found. 2. All results are PASS against Peak and Average limit line.												



**Band 1 5150~5250MHz
WIFI 802.11ac VHT80 (Harmonic @ 3m)**

WIFI Ant. 1+2	Note	Frequency (MHz)	Level (dBμV/m)	Over Limit (dB)	Limit Line (dBμV/m)	Read Level (dBμV)	Antenna Factor (dB/m)	Path Loss (dB)	Preamp Factor (dB)	Ant Pos (cm)	Table Pos (deg)	Peak Avg. (P/A)	Pol. (H/V)	
802.11ac VHT80 CH 42 5210MHz		10420	47.77	-20.43	68.2	53.95	39.52	13.62	59.32	100	0	P	H	
		15630	44.86	-29.14	74	50.14	37.5	17.12	59.9	100	0	P	H	
													H	
													H	
			10420	46.58	-21.62	68.2	52.76	39.52	13.62	59.32	100	0	P	V
			15630	46.09	-27.91	74	51.37	37.5	17.12	59.9	100	0	P	V
														V
													V	
Remark	1. No other spurious found. 2. All results are PASS against Peak and Average limit line.													



Band 2 - 5250~5350MHz
WIFI 802.11a (Band Edge @ 3m)

WIFI	Note	Frequency	Level	Over	Limit	Read	Antenna	Path	Preamp	Ant	Table	Peak	Pol.
Ant.				Limit	Line	Level	Factor	Loss	Factor	Pos	Pos	Avg.	
1+2		(MHz)	(dBμV/m)	(dB)	(dBμV/m)	(dBμV)	(dB/m)	(dB)	(dB)	(cm)	(deg)	(P/A)	(H/V)
802.11a CH 52 5260MHz		5140.76	50.01	-23.99	74	39.4	31.8	9.24	30.43	400	224	P	H
		5111.86	40.79	-13.21	54	30.14	31.87	9.21	30.43	400	224	A	H
	*	5260	108.05	-	-	97.72	31.4	9.36	30.43	400	224	P	H
	*	5260	100.69	-	-	90.36	31.4	9.36	30.43	400	224	A	H
		5432.4	49.84	-24.16	74	39.08	31.67	9.52	30.43	400	224	P	H
		5411.52	40.89	-13.11	54	30.21	31.63	9.48	30.43	400	224	A	H
		5066.64	50.67	-23.33	74	40.04	31.9	9.16	30.43	253	136	P	V
		5112.2	41.07	-12.93	54	30.42	31.87	9.21	30.43	253	136	A	V
	*	5260	112.02	-	-	101.69	31.4	9.36	30.43	253	136	P	V
	*	5260	104.71	-	-	94.38	31.4	9.36	30.43	253	136	A	V
		5407.2	50.78	-23.22	74	40.14	31.6	9.47	30.43	253	136	P	V
		5358.24	41.21	-12.79	54	30.81	31.4	9.43	30.43	253	136	A	V
802.11a CH 60 5300MHz		5091.46	49.85	-24.15	74	39.19	31.9	9.19	30.43	307	226	P	H
		5101.32	41.05	-12.95	54	30.38	31.9	9.2	30.43	307	226	A	H
	*	5300	108.21	-	-	97.85	31.4	9.39	30.43	307	226	P	H
	*	5300	101.06	-	-	90.7	31.4	9.39	30.43	307	226	A	H
		5351.76	55.55	-18.45	74	45.16	31.4	9.42	30.43	307	226	P	H
		5350.32	43.06	-10.94	54	32.67	31.4	9.42	30.43	307	226	A	H
		5098.94	50.08	-23.92	74	39.41	31.9	9.2	30.43	302	123	P	V
		5090.1	41.02	-12.98	54	30.36	31.9	9.19	30.43	302	123	A	V
	*	5300	111.33	-	-	100.97	31.4	9.39	30.43	302	123	P	V
	*	5300	104.1	-	-	93.74	31.4	9.39	30.43	302	123	A	V
		5356.08	57.17	-16.83	74	46.77	31.4	9.43	30.43	302	123	P	V
		5352.96	44.69	-9.31	54	34.3	31.4	9.42	30.43	302	123	A	V



802.11a CH 64 5320MHz	*	5320	108.69	-	-	98.32	31.4	9.4	30.43	291	227	P	H
	*	5320	101.47	-	-	91.1	31.4	9.4	30.43	291	227	A	H
		5368.16	54.82	-19.18	74	44.34	31.47	9.44	30.43	291	227	P	H
		5350.08	43.88	-10.12	54	33.49	31.4	9.42	30.43	291	227	A	H
													H
													H
	*	5320	111.53	-	-	101.16	31.4	9.4	30.43	283	121	P	V
	*	5320	104.29	-	-	93.92	31.4	9.4	30.43	283	121	A	V
		5353.28	59.77	-14.23	74	49.38	31.4	9.42	30.43	283	121	P	V
		5350.56	46.19	-7.81	54	35.8	31.4	9.42	30.43	283	121	A	V
													V
													V
Remark	<ol style="list-style-type: none"> 1. No other spurious found. 2. All results are PASS against Peak and Average limit line. 												



Band 2 5250~5350MHz
WIFI 802.11a (Harmonic @ 3m)

WIFI Ant. 1+2	Note	Frequency (MHz)	Level (dBμV/m)	Over Limit (dB)	Limit Line (dBμV/m)	Read Level (dBμV)	Antenna Factor (dB/m)	Path Loss (dB)	Preamp Factor (dB)	Ant Pos (cm)	Table Pos (deg)	Peak Avg. (P/A)	Pol. (H/V)
802.11a CH 52 5260MHz		10520	47.86	-20.34	68.2	53.94	39.63	13.69	59.4	100	0	P	H
		15780	45.71	-28.29	74	50.94	37.3	17.27	59.8	100	0	P	H
													H
													H
		10520	47.04	-21.16	68.2	53.12	39.63	13.69	59.4	100	0	P	V
		15780	45.66	-28.34	74	50.89	37.3	17.27	59.8	100	0	P	V
													V
													V
802.11a CH 60 5300MHz		10600	48.21	-25.79	74	54.28	39.8	13.71	59.58	100	0	P	H
		15900	44.77	-29.23	74	50.11	37	17.38	59.72	100	0	P	H
													H
													H
		10600	48	-26	74	54.07	39.8	13.71	59.58	100	0	P	V
		15900	45.54	-28.46	74	50.88	37	17.38	59.72	100	0	P	V
													V
													V
802.11a CH 64 5320MHz		10640	47.96	-26.04	74	54.11	39.8	13.72	59.67	100	0	P	H
		15960	45.89	-28.11	74	51.32	36.93	17.33	59.69	100	0	P	H
													H
													H
		10640	49.97	-24.03	74	56.12	39.8	13.72	59.67	100	0	P	V
		15960	45.94	-28.06	74	51.37	36.93	17.33	59.69	100	0	P	V
													V
													V
Remark	1. No other spurious found. 2. All results are PASS against Peak and Average limit line.												



Band 2 5250~5350MHz
WIFI 802.11n HT20 (Band Edge @ 3m)

WIFI Ant. 1+2	Note	Frequency (MHz)	Level (dBµV/m)	Over Limit (dB)	Limit Line (dBµV/m)	Read Level (dBµV)	Antenna Factor (dB/m)	Path Loss (dB)	Preamp Factor (dB)	Ant Pos (cm)	Table Pos (deg)	Peak Avg. (P/A)	Pol. (H/V)
802.11n HT20 CH 52 5260MHz		5076.16	50.22	-23.78	74	39.58	31.9	9.17	30.43	298	227	P	H
		5107.78	41.01	-12.99	54	30.36	31.87	9.21	30.43	298	227	A	H
	*	5260	108.67	-	-	98.34	31.4	9.36	30.43	298	227	P	H
	*	5260	100.74	-	-	90.41	31.4	9.36	30.43	298	227	A	H
		5358	50.44	-23.56	74	40.04	31.4	9.43	30.43	298	227	P	H
		5354.16	41.19	-12.81	54	30.79	31.4	9.43	30.43	298	227	A	H
		5082.96	50.27	-23.73	74	39.62	31.9	9.18	30.43	325	141	P	V
		5111.86	41.08	-12.92	54	30.43	31.87	9.21	30.43	325	141	A	V
	*	5260	111.93	-	-	101.6	31.4	9.36	30.43	325	141	P	V
	*	5260	104.19	-	-	93.86	31.4	9.36	30.43	325	141	A	V
		5352.24	52.43	-21.57	74	42.04	31.4	9.42	30.43	325	141	P	V
		5358.48	41.51	-12.49	54	31.11	31.4	9.43	30.43	325	141	A	V
802.11n HT20 CH 60 5300MHz		5058.14	50.73	-23.27	74	40.11	31.9	9.15	30.43	307	226	P	H
		5109.48	40.93	-13.07	54	30.28	31.87	9.21	30.43	307	226	A	H
	*	5300	108.95	-	-	98.59	31.4	9.39	30.43	307	226	P	H
	*	5300	100.91	-	-	90.55	31.4	9.39	30.43	307	226	A	H
		5351.52	55.2	-18.8	74	44.81	31.4	9.42	30.43	307	226	P	H
		5351.52	43	-11	54	32.61	31.4	9.42	30.43	307	226	A	H
		5090.44	50.21	-23.79	74	39.55	31.9	9.19	30.43	303	140	P	V
		5107.1	41.1	-12.9	54	30.45	31.87	9.21	30.43	303	140	A	V
	*	5300	112.44	-	-	102.08	31.4	9.39	30.43	303	140	P	V
	*	5300	104.98	-	-	94.62	31.4	9.39	30.43	303	140	A	V
	5350.8	61.02	-12.98	74	50.63	31.4	9.42	30.43	303	140	P	V	
	5352.72	43.83	-10.17	54	33.44	31.4	9.42	30.43	303	140	A	V	



802.11n HT20 CH 64 5320MHz	*	5320	109.16	-	-	98.79	31.4	9.4	30.43	291	226	P	H
	*	5320	101.14	-	-	90.77	31.4	9.4	30.43	291	226	A	H
		5355.68	55.77	-18.23	74	45.37	31.4	9.43	30.43	291	226	P	H
		5350.08	44.73	-9.27	54	34.34	31.4	9.42	30.43	291	226	A	H
													H
													H
	*	5320	112.08	-	-	101.71	31.4	9.4	30.43	286	140	P	V
	*	5320	104.44	-	-	94.07	31.4	9.4	30.43	286	140	A	V
		5353.92	60.35	-13.65	74	49.95	31.4	9.43	30.43	286	140	P	V
		5354.56	44.51	-9.49	54	34.11	31.4	9.43	30.43	286	140	A	V
													V
													V
Remark	1. No other spurious found. 2. All results are PASS against Peak and Average limit line.												



Band 2 5250~5350MHz
WIFI 802.11n HT20 (Harmonic @ 3m)

WIFI Ant. 1+2	Note	Frequency (MHz)	Level (dBμV/m)	Over Limit (dB)	Limit Line (dBμV/m)	Read Level (dBμV)	Antenna Factor (dB/m)	Path Loss (dB)	Preamp Factor (dB)	Ant Pos (cm)	Table Pos (deg)	Peak Avg. (P/A)	Pol. (H/V)	
802.11n HT20 CH 52 5260MHz		10520	47.37	-20.83	68.2	53.45	39.63	13.69	59.4	100	0	P	H	
		15780	45.09	-28.91	74	50.32	37.3	17.27	59.8	100	0	P	H	
													H	
													H	
			10520	48.71	-19.49	68.2	54.79	39.63	13.69	59.4	100	0	P	V
			15780	45.37	-28.63	74	50.6	37.3	17.27	59.8	100	0	P	V
														V
802.11n HT20 CH 60 5300MHz		10600	48.69	-25.31	74	54.76	39.8	13.71	59.58	100	0	P	H	
		15900	45.44	-28.56	74	50.78	37	17.38	59.72	100	0	P	H	
													H	
													H	
			10600	48.99	-25.01	74	55.06	39.8	13.71	59.58	100	0	P	V
			15900	45.56	-28.44	74	50.9	37	17.38	59.72	100	0	P	V
														V
802.11n HT20 CH 64 5320MHz		10640	48.49	-25.51	74	54.64	39.8	13.72	59.67	100	0	P	H	
		15960	44.91	-29.09	74	50.34	36.93	17.33	59.69	100	0	P	H	
													H	
													H	
			10640	49.96	-24.04	74	56.11	39.8	13.72	59.67	100	0	P	V
			15960	45.77	-28.23	74	51.2	36.93	17.33	59.69	100	0	P	V
														V
Remark	1. No other spurious found.													
	2. All results are PASS against Peak and Average limit line.													



**Band 2 5250~5350MHz
WIFI 802.11n HT40 (Band Edge @ 3m)**

WIFI Ant. 1+2	Note	Frequency (MHz)	Level (dBμV/m)	Over Limit (dB)	Limit Line (dBμV/m)	Read Level (dBμV)	Antenna Factor (dB/m)	Path Loss (dB)	Preamp Factor (dB)	Ant Pos (cm)	Table Pos (deg)	Peak Avg. (P/A)	Pol. (H/V)
802.11n HT40 CH 54 5270MHz		5142.46	50.46	-23.54	74	39.84	31.8	9.25	30.43	100	235	P	H
		5131.58	42.02	-11.98	54	31.39	31.83	9.23	30.43	100	235	A	H
	*	5270	108.57	-	-	98.24	31.4	9.36	30.43	100	235	P	H
	*	5270	100.99	-	-	90.66	31.4	9.36	30.43	100	235	A	H
		5360.64	51.99	-22.01	74	41.52	31.47	9.43	30.43	100	235	P	H
		5350.08	44.11	-9.89	54	33.72	31.4	9.42	30.43	100	235	A	H
		5125.12	50.22	-23.78	74	39.59	31.83	9.23	30.43	331	305	P	V
		5046.92	41.75	-12.25	54	31.14	31.9	9.14	30.43	331	305	A	V
	*	5270	110.95	-	-	100.62	31.4	9.36	30.43	331	305	P	V
	*	5270	103.18	-	-	92.85	31.4	9.36	30.43	331	305	A	V
		5351.04	54.66	-19.34	74	44.27	31.4	9.42	30.43	331	305	P	V
		5350.56	44.74	-9.26	54	34.35	31.4	9.42	30.43	331	305	A	V
802.11n HT40 CH 62 5310MHz		5107.44	49.83	-24.17	74	39.18	31.87	9.21	30.43	100	234	P	H
		5082.28	41.7	-12.3	54	31.05	31.9	9.18	30.43	100	234	A	H
	*	5310	104.42	-	-	94.06	31.4	9.39	30.43	100	234	P	H
	*	5310	96.72	-	-	86.36	31.4	9.39	30.43	100	234	A	H
		5352	54.49	-19.51	74	44.1	31.4	9.42	30.43	100	234	P	H
		5350.8	47.13	-6.87	54	36.74	31.4	9.42	30.43	100	234	A	H
		5096.56	50.21	-23.79	74	39.54	31.9	9.2	30.43	332	220	P	V
		5094.86	41.97	-12.03	54	31.31	31.9	9.19	30.43	332	220	A	V
	*	5310	105.03	-	-	94.67	31.4	9.39	30.43	332	220	P	V
	*	5310	97.36	-	-	87	31.4	9.39	30.43	332	220	A	V
	5350.32	55.33	-18.67	74	44.94	31.4	9.42	30.43	332	220	P	V	
	5350.32	48.23	-5.77	54	37.84	31.4	9.42	30.43	332	220	A	V	
Remark	1. No other spurious found. 2. All results are PASS against Peak and Average limit line.												



Band 2 5250~5350MHz
WIFI 802.11n HT40 (Harmonic @ 3m)

WIFI Ant. 1+2	Note	Frequency (MHz)	Level (dBμV/m)	Over Limit (dB)	Limit Line (dBμV/m)	Read Level (dBμV)	Antenna Factor (dB/m)	Path Loss (dB)	Preamp Factor (dB)	Ant Pos (cm)	Table Pos (deg)	Peak Avg. (P/A)	Pol. (H/V)	
802.11n HT40 CH 54 5270MHz		10540	50.16	-18.04	68.2	56.24	39.67	13.7	59.45	100	0	P	H	
		15810	45.75	-28.25	74	50.93	37.3	17.3	59.78	100	0	P	H	
													H	
													H	
		10540	50.11	-18.09	68.2	56.19	39.67	13.7	59.45	100	0	P	V	
		15810	46.38	-27.62	74	51.56	37.3	17.3	59.78	100	0	P	V	
														V
														V
802.11n HT40 CH 62 5310MHz		10620	47.7	-26.3	74	53.81	39.8	13.72	59.63	100	0	P	H	
		15930	45.31	-28.69	74	50.68	36.97	17.36	59.7	100	0	P	H	
													H	
													H	
		10620	47.57	-26.43	74	53.68	39.8	13.72	59.63	100	0	P	V	
		15930	45.75	-28.25	74	51.12	36.97	17.36	59.7	100	0	P	V	
														V
														V
Remark	1. No other spurious found. 2. All results are PASS against Peak and Average limit line.													



Band 2 5250~5350MHz
WIFI 802.11ac VHT80 (Band Edge @ 3m)

WIFI Ant. 1+2	Note	Frequency (MHz)	Level (dBμV/m)	Over Limit (dB)	Limit Line (dBμV/m)	Read Level (dBμV)	Antenna Factor (dB/m)	Path Loss (dB)	Preamp Factor (dB)	Ant Pos (cm)	Table Pos (deg)	Peak Avg. (P/A)	Pol. (H/V)
802.11ac VHT80 CH 58 5290MHz		5134.64	49.7	-24.3	74	39.06	31.83	9.24	30.43	100	81	P	H
		5137.7	41.46	-12.54	54	30.82	31.83	9.24	30.43	100	81	A	H
	*	5290	101.14	-	-	90.79	31.4	9.38	30.43	100	81	P	H
	*	5290	93.36	-	-	83.01	31.4	9.38	30.43	100	81	A	H
		5350.8	58.45	-15.55	74	48.06	31.4	9.42	30.43	100	81	P	H
		5350.08	52.25	-1.75	54	41.86	31.4	9.42	30.43	100	81	A	H
		5131.24	50.13	-23.87	74	39.5	31.83	9.23	30.43	250	189	P	V
		5083.3	41.47	-12.53	54	30.82	31.9	9.18	30.43	250	189	A	V
	*	5290	98.4	-	-	88.05	31.4	9.38	30.43	250	189	P	V
	*	5290	90.19	-	-	79.84	31.4	9.38	30.43	250	189	A	V
		5359.68	55.85	-18.15	74	45.45	31.4	9.43	30.43	250	189	P	V
	5356.32	48.81	-5.19	54	38.41	31.4	9.43	30.43	250	189	A	V	
Remark	1. No other spurious found. 2. All results are PASS against Peak and Average limit line.												



Band 2 5250~5350MHz
WIFI 802.11ac VHT80 (Harmonic @ 3m)

Table with 14 columns: WIFI Ant. 1+2, Note, Frequency (MHz), Level (dBµV/m), Over Limit (dB), Limit Line (dBµV/m), Read Level (dBµV), Antenna Factor (dB/m), Path Loss (dB), Preamp Factor (dB), Ant Pos (cm), Table Pos (deg), Peak Avg. (P/A), Pol. (H/V). Rows include data for 802.11ac VHT80 CH 58 at 10580 and 15870 MHz, and a Remark section.



Band 3 - 5470~5725MHz
WIFI 802.11a (Band Edge @ 3m)

WIFI	Note	Frequency	Level	Over	Limit	Read	Antenna	Path	Preamp	Ant	Table	Peak	Pol.	
Ant.				Limit	Line	Level	Factor	Loss	Factor	Pos	Pos	Avg.		
1+2		(MHz)	(dBμV/m)	(dB)	(dBμV/m)	(dBμV)	(dB/m)	(dB)	(dB)	(cm)	(deg)	(P/A)	(H/V)	
802.11a CH 100 5500MHz		5454.96	51.23	-22.77	74	40.39	31.7	9.57	30.43	100	114	P	H	
		5468.4	50.99	-17.21	68.2	40.13	31.7	9.59	30.43	100	114	P	H	
		5457.04	41.5	-12.5	54	30.66	31.7	9.57	30.43	100	114	A	H	
	*	5500	104.43	-	-	93.5	31.7	9.66	30.43	100	114	P	H	
	*	5500	97.17	-	-	86.24	31.7	9.66	30.43	100	114	A	H	
														H
			5458.96	52.3	-21.7	74	41.46	31.7	9.57	30.43	250	5	P	V
			5469.84	51.94	-16.26	68.2	41.07	31.7	9.6	30.43	250	5	P	V
			5459.12	42.93	-11.07	54	32.08	31.7	9.58	30.43	250	5	A	V
	*		5500	110.49	-	-	99.56	31.7	9.66	30.43	250	5	P	V
	*		5500	102.99	-	-	92.06	31.7	9.66	30.43	250	5	A	V
														V
802.11a CH 116 5580MHz		5403.76	50.3	-23.7	74	39.66	31.6	9.47	30.43	100	126	P	H	
		5463.76	50.19	-18.01	68.2	39.34	31.7	9.58	30.43	100	126	P	H	
		5453.44	40.89	-13.11	54	30.06	31.7	9.56	30.43	100	126	A	H	
	*	5580	105.1	-	-	93.97	31.8	9.81	30.48	100	126	P	H	
	*	5580	97.28	-	-	86.15	31.8	9.81	30.48	100	126	A	H	
			5755.865	49.84	-18.36	68.2	38.49	32.07	9.87	30.59	100	126	P	H
			5382.64	50.14	-23.86	74	39.59	31.53	9.45	30.43	250	111	P	V
			5465.44	49.83	-18.37	68.2	38.97	31.7	9.59	30.43	250	111	P	V
			5458.96	40.95	-13.05	54	30.11	31.7	9.57	30.43	250	111	A	V
	*		5580	111.31	-	-	100.18	31.8	9.81	30.48	250	111	P	V
	*		5580	103.91	-	-	92.78	31.8	9.81	30.48	250	111	A	V
			5754.29	50.44	-17.76	68.2	39.09	32.07	9.87	30.59	250	111	P	V



802.11a CH 140 5700MHz	*	5700	103.33	-	-	92.22	31.8	9.86	30.55	100	126	P	H
	*	5700	96.24	-	-	85.13	31.8	9.86	30.55	100	126	A	H
		5746.12	51.52	-16.68	68.2	40.24	32	9.86	30.58	100	126	P	H
													H
													H
													H
	*	5700	112.18	-	-	101.07	31.8	9.86	30.55	250	337	P	V
	*	5700	105.04	-	-	93.93	31.8	9.86	30.55	250	337	A	V
		5737.88	53.89	-14.31	68.2	42.61	32	9.86	30.58	250	337	P	V
													V
													V
													V
Remark	1. No other spurious found. 2. All results are PASS against Peak and Average limit line.												



Band 3 - 5470~5725MHz
WIFI 802.11a (Harmonic @ 3m)

WIFI Ant. 1+2	Note	Frequency (MHz)	Level (dBμV/m)	Over Limit (dB)	Limit Line (dBμV/m)	Read Level (dBμV)	Antenna Factor (dB/m)	Path Loss (dB)	Preamp Factor (dB)	Ant Pos (cm)	Table Pos (deg)	Peak Avg. (P/A)	Pol. (H/V)	
802.11a CH 100 5500MHz		11000	56.11	-17.89	74	62.33	40.4	13.86	60.48	100	335	P	H	
		11000	42.58	-11.42	54	48.8	40.4	13.86	60.48	100	335	A	H	
		16500	49.68	-18.52	68.2	52.47	38.6	17.55	58.94	100	0	P	H	
													H	
		11000	57.93	-16.07	74	64.15	40.4	13.86	60.48	100	106	P	V	
		11000	43.95	-10.05	54	50.17	40.4	13.86	60.48	100	106	A	V	
		16500	46.53	-21.67	68.2	49.32	38.6	17.55	58.94	100	0	P	V	
														V
802.11a CH 116 5580MHz		11160	47.9	-26.1	74	54.4	39.93	14.14	60.57	100	0	P	H	
		16740	47.43	-20.77	68.2	48.11	39.78	17.92	58.38	100	0	P	H	
													H	
													H	
		11160	54.41	-19.59	74	60.91	39.93	14.14	60.57	100	281	P	V	
		11160	40.66	-13.34	54	47.16	39.93	14.14	60.57	100	281	A	V	
		16740	47.3	-20.9	68.2	47.98	39.78	17.92	58.38	100	0	P	V	
														V
802.11a CH 140 5700MHz		11400	47.23	-26.77	74	53.4	40	14.53	60.7	100	0	P	H	
		17100	48.53	-19.67	68.2	47.2	40.5	18.24	57.41	100	0	P	H	
													H	
													H	
		11400	47.43	-26.57	74	53.6	40	14.53	60.7	100	0	P	V	
		17100	49.28	-18.92	68.2	47.95	40.5	18.24	57.41	100	0	P	V	
														V
														V
Remark	1. No other spurious found. 2. All results are PASS against Peak and Average limit line.													



Band 3 - 5470~5725MHz
WIFI 802.11n HT20 (Band Edge @ 3m)

WIFI Ant. 1+2	Note	Frequency (MHz)	Level (dBμV/m)	Over Limit (dB)	Limit Line (dBμV/m)	Read Level (dBμV)	Antenna Factor (dB/m)	Path Loss (dB)	Preamp Factor (dB)	Ant Pos (cm)	Table Pos (deg)	Peak Avg. (P/A)	Pol. (H/V)	
802.11n HT20 CH 100 5500MHz		5458.16	52.27	-21.73	74	41.43	31.7	9.57	30.43	101	121	P	H	
		5462.48	54.31	-13.89	68.2	43.46	31.7	9.58	30.43	101	121	P	H	
		5456.24	41.45	-12.55	54	30.61	31.7	9.57	30.43	101	121	A	H	
	*	5500	104.57	-	-	93.64	31.7	9.66	30.43	101	121	P	H	
	*	5500	96.56	-	-	85.63	31.7	9.66	30.43	101	121	A	H	
														H
			5456.08	58.27	-15.73	74	47.43	31.7	9.57	30.43	251	0	P	V
			5468.88	60.48	-7.72	68.2	49.62	31.7	9.59	30.43	251	0	P	V
			5459.76	43.46	-10.54	54	32.61	31.7	9.58	30.43	251	0	A	V
	*		5500	110.45	-	-	99.52	31.7	9.66	30.43	251	0	P	V
	*		5500	100.54	-	-	89.61	31.7	9.66	30.43	251	0	A	V
													V	
802.11n HT20 CH 116 5580MHz		5402.32	50.23	-23.77	74	39.6	31.6	9.46	30.43	296	270	P	H	
		5461.6	50.29	-17.91	68.2	39.44	31.7	9.58	30.43	296	270	P	H	
		5457.52	41.03	-12.97	54	30.19	31.7	9.57	30.43	296	270	A	H	
	*	5580	105.91	-	-	94.78	31.8	9.81	30.48	296	270	P	H	
	*	5580	98.29	-	-	87.16	31.8	9.81	30.48	296	270	A	H	
			5731.925	49.95	-18.25	68.2	38.73	31.93	9.86	30.57	296	270	P	H
			5444.32	51.23	-22.77	74	40.44	31.67	9.55	30.43	289	144	P	V
			5465.68	49.82	-18.38	68.2	38.96	31.7	9.59	30.43	289	144	P	V
			5458.72	41.2	-12.8	54	30.36	31.7	9.57	30.43	289	144	A	V
	*		5580	110.41	-	-	99.28	31.8	9.81	30.48	289	144	P	V
	*		5580	102.37	-	-	91.24	31.8	9.81	30.48	289	144	A	V
		5752.4	50.07	-18.13	68.2	38.72	32.07	9.87	30.59	289	144	P	V	



802.11n HT20 CH 140 5700MHz	*	5700	106.95	-	-	95.84	31.8	9.86	30.55	274	244	P	H
	*	5700	99.14	-	-	88.03	31.8	9.86	30.55	274	244	A	H
		5726.2	57.22	-10.98	68.2	46	31.93	9.86	30.57	274	244	P	H
													H
													H
													H
	*	5700	110.8	-	-	99.69	31.8	9.86	30.55	268	349	P	V
	*	5700	102.85	-	-	91.74	31.8	9.86	30.55	268	349	A	V
		5725.32	53.6	-14.6	68.2	42.38	31.93	9.86	30.57	268	349	P	V
													V
													V
													V
Remark	1. No other spurious found. 2. All results are PASS against Peak and Average limit line.												



Band 3 - 5470~5725MHz
WIFI 802.11n HT20 (Harmonic @ 3m)

WIFI Ant. 1+2	Note	Frequency (MHz)	Level (dBμV/m)	Over Limit (dB)	Limit Line (dBμV/m)	Read Level (dBμV)	Antenna Factor (dB/m)	Path Loss (dB)	Preamp Factor (dB)	Ant Pos (cm)	Table Pos (deg)	Peak Avg. (P/A)	Pol. (H/V)	
802.11n HT20 CH 100 5500MHz		11000	60.29	-13.71	74	66.51	40.4	13.86	60.48	100	335	P	H	
		11000	42.89	-11.11	54	49.11	40.4	13.86	60.48	100	335	A	H	
		16500	46.76	-21.44	68.2	49.55	38.6	17.55	58.94	100	0	P	H	
													H	
			11000	61.25	-12.75	74	67.47	40.4	13.86	60.48	100	106	P	V
			11000	44.46	-9.54	54	50.68	40.4	13.86	60.48	100	106	A	V
			16500	46.86	-21.34	68.2	49.65	38.6	17.55	58.94	100	0	P	V
													V	
802.11n HT20 CH 116 5580MHz		11160	48.97	-25.03	74	55.47	39.93	14.14	60.57	100	0	P	H	
		16740	47.48	-20.72	68.2	48.16	39.78	17.92	58.38	100	0	P	H	
													H	
													H	
			11160	49.92	-24.08	74	56.42	39.93	14.14	60.57	100	0	P	V
			16740	47.43	-20.77	68.2	48.11	39.78	17.92	58.38	100	0	P	V
														V
													V	
802.11n HT20 CH 140 5700MHz		11400	48.02	-25.98	74	54.19	40	14.53	60.7	100	0	P	H	
		17100	49.16	-19.04	68.2	47.83	40.5	18.24	57.41	100	0	P	H	
													H	
													H	
			11400	47.51	-26.49	74	53.68	40	14.53	60.7	100	0	P	V
			17100	49.21	-18.99	68.2	47.88	40.5	18.24	57.41	100	0	P	V
														V
													V	
Remark	1. No other spurious found. 2. All results are PASS against Peak and Average limit line.													



Band 3 - 5470~5725MHz
WIFI 802.11n HT40 (Band Edge @ 3m)

WIFI Ant. 1+2	Note	Frequency (MHz)	Level (dBμV/m)	Over Limit (dB)	Limit Line (dBμV/m)	Read Level (dBμV)	Antenna Factor (dB/m)	Path Loss (dB)	Preamp Factor (dB)	Ant Pos (cm)	Table Pos (deg)	Peak Avg. (P/A)	Pol. (H/V)
802.11n HT40 CH 102 5510MHz		5454.88	50.75	-23.25	74	39.91	31.7	9.57	30.43	122	187	P	H
		5470	53.09	-15.11	68.2	42.22	31.7	9.6	30.43	122	187	P	H
		5458.96	43.7	-10.3	54	32.86	31.7	9.57	30.43	122	187	A	H
	*	5510	102.68	-	-	91.75	31.7	9.67	30.44	122	187	P	H
	*	5510	94.84	-	-	83.91	31.7	9.67	30.44	122	187	A	H
		5746.415	49.47	-18.73	68.2	38.19	32	9.86	30.58	122	187	P	H
		5459.92	54.95	-19.05	74	44.1	31.7	9.58	30.43	337	316	P	V
		5463.28	55.27	-12.93	68.2	44.42	31.7	9.58	30.43	337	316	P	V
		5458.96	47.31	-6.69	54	36.47	31.7	9.57	30.43	337	316	A	V
	*	5510	108.52	-	-	97.59	31.7	9.67	30.44	337	316	P	V
	*	5510	101.27	-	-	90.34	31.7	9.67	30.44	337	316	A	V
		5759.645	50.06	-18.14	68.2	38.71	32.07	9.87	30.59	337	316	P	V
802.11n HT40 CH 110 5550MHz		5453.92	51.22	-22.78	74	40.38	31.7	9.57	30.43	369	243	P	H
		5464.24	51.47	-16.73	68.2	40.61	31.7	9.59	30.43	369	243	P	H
		5457.76	42.91	-11.09	54	32.07	31.7	9.57	30.43	369	243	A	H
	*	5550	105.26	-	-	94.17	31.8	9.75	30.46	369	243	P	H
	*	5550	97.74	-	-	86.65	31.8	9.75	30.46	369	243	A	H
		5749.565	49.69	-18.51	68.2	38.41	32	9.86	30.58	369	243	P	H
		5456.56	49.91	-24.09	74	39.07	31.7	9.57	30.43	247	306	P	V
		5464.24	49.95	-18.25	68.2	39.09	31.7	9.59	30.43	247	306	P	V
		5454.88	42.58	-11.42	54	31.74	31.7	9.57	30.43	247	306	A	V
	*	5550	111.15	-	-	100.06	31.8	9.75	30.46	247	306	P	V
	*	5550	103.43	-	-	92.34	31.8	9.75	30.46	247	306	A	V
		5728.145	50.28	-17.92	68.2	39.06	31.93	9.86	30.57	247	306	P	V



802.11n HT40 CH 134 5670MHz		5443.45	50.26	-23.74	74	39.48	31.67	9.54	30.43	372	238	P	H
		5467.6	49	-19.2	68.2	38.14	31.7	9.59	30.43	372	238	P	H
		5423.85	41.56	-12.44	54	30.85	31.63	9.51	30.43	372	238	A	H
	*	5670	107.05	-	-	95.98	31.75	9.86	30.54	372	238	P	H
	*	5670	99.19	-	-	88.12	31.75	9.86	30.54	372	238	A	H
		5741.2	53.15	-15.05	68.2	41.87	32	9.86	30.58	372	238	P	H
		5451.15	49.63	-24.37	74	38.8	31.7	9.56	30.43	227	303	P	V
		5467.95	49.43	-18.77	68.2	38.57	31.7	9.59	30.43	227	303	P	V
		5423.15	41.81	-12.19	54	31.1	31.63	9.51	30.43	227	303	A	V
	*	5670	112.25	-	-	101.18	31.75	9.86	30.54	227	303	P	V
	*	5670	104.65	-	-	93.58	31.75	9.86	30.54	227	303	A	V
		5737.525	55.94	-12.26	68.2	44.66	32	9.86	30.58	227	303	P	V
Remark	1. No other spurious found. 2. All results are PASS against Peak and Average limit line.												



Band 3 - 5470~5725MHz
WIFI 802.11n HT40 (Harmonic @ 3m)

WIFI Ant. 1+2	Note	Frequency (MHz)	Level (dBμV/m)	Over Limit (dB)	Limit Line (dBμV/m)	Read Level (dBμV)	Antenna Factor (dB/m)	Path Loss (dB)	Preamp Factor (dB)	Ant Pos (cm)	Table Pos (deg)	Peak Avg. (P/A)	Pol. (H/V)
802.11n HT40 CH 102 5510MHz		11020	61.02	-12.98	74	67.29	40.33	13.89	60.49	100	52	P	H
		11020	47.49	-6.51	54	53.76	40.33	13.89	60.49	100	52	A	H
		16530	46.77	-21.43	68.2	49.34	38.7	17.6	58.87	100	0	P	H
													H
		11020	59.19	-14.81	74	65.46	40.33	13.89	60.49	100	158	P	V
		11020	45.71	-8.29	54	51.98	40.33	13.89	60.49	100	158	A	V
		16530	46.06	-22.14	68.2	48.63	38.7	17.6	58.87	100	0	P	V
													V
802.11n HT40 CH 110 5550MHz		11100	61.81	-12.19	74	68.37	40	13.98	60.54	100	52	P	H
		11100	48.52	-5.48	54	55.08	40	13.98	60.54	100	52	A	H
		16650	45.81	-22.39	68.2	47.38	39.2	17.82	58.59	100	0	P	H
													H
		11100	58.31	-15.69	74	64.87	40	13.98	60.54	100	272	P	V
		11100	45.16	-8.84	54	51.72	40	13.98	60.54	100	272	A	V
		16650	46.57	-21.63	68.2	48.14	39.2	17.82	58.59	100	0	P	V
													V
802.11n HT40 CH 134 5670MHz		11340	49.93	-24.07	74	56.2	39.87	14.53	60.67	400	0	P	H
		17010	48.94	-19.26	68.2	48.08	40.5	18.09	57.73	100	0	P	H
													H
													H
		11330	49.41	-24.59	74	55.66	39.87	14.54	60.66	100	0	P	V
		17010	49.27	-18.93	68.2	48.41	40.5	18.09	57.73	100	0	P	V
													V
Remark	1. No other spurious found. 2. All results are PASS against Peak and Average limit line.												



Band 3 - 5470~5725MHz
WIFI 802.11ac VHT80 (Band Edge @ 3m)

WIFI Ant. 1+2	Note	Frequency (MHz)	Level (dBμV/m)	Over Limit (dB)	Limit Line (dBμV/m)	Read Level (dBμV)	Antenna Factor (dB/m)	Path Loss (dB)	Preamp Factor (dB)	Ant Pos (cm)	Table Pos (deg)	Peak Avg. (P/A)	Pol. (H/V)
802.11ac VHT80 CH 106 5530MHz		5456.8	54.02	-19.98	74	43.18	31.7	9.57	30.43	100	187	P	H
		5460	51.48	-16.72	68.2	40.63	31.7	9.58	30.43	100	187	P	H
		5454.4	46.09	-7.91	54	35.25	31.7	9.57	30.43	100	187	A	H
	*	5530	97.29	-	-	86.3	31.73	9.71	30.45	100	187	P	H
	*	5530	89.65	-	-	78.66	31.73	9.71	30.45	100	187	A	H
		5736.02	49.55	-18.65	68.2	38.27	32	9.86	30.58	100	187	P	H
		5457.28	56.29	-17.71	74	45.45	31.7	9.57	30.43	349	316	P	V
		5460.64	55.74	-12.46	68.2	44.89	31.7	9.58	30.43	349	316	P	V
		5458.24	48.01	-5.99	54	37.17	31.7	9.57	30.43	349	316	A	V
	*	5530	103.8	-	-	92.81	31.73	9.71	30.45	349	316	P	V
	*	5530	96.12	-	-	85.13	31.73	9.71	30.45	349	316	A	V
	5733.815	49.57	-18.63	68.2	38.35	31.93	9.86	30.57	349	316	P	V	
802.11ac VHT80 CH 122 5610MHz		5450.08	50.64	-23.36	74	39.81	31.7	9.56	30.43	365	240	P	H
		5467.6	50.84	-17.36	68.2	39.98	31.7	9.59	30.43	365	240	P	H
		5451.04	41.93	-12.07	54	31.1	31.7	9.56	30.43	365	240	A	H
	*	5610	105.74	-	-	94.59	31.8	9.85	30.5	365	240	P	H
	*	5610	98.28	-	-	87.13	31.8	9.85	30.5	365	240	A	H
		5741.06	50.72	-17.48	68.2	39.44	32	9.86	30.58	365	240	P	H
		5457.52	50.52	-23.48	74	39.68	31.7	9.57	30.43	319	32	P	V
		5468.32	51.29	-16.91	68.2	40.43	31.7	9.59	30.43	319	32	P	V
		5457.52	42.88	-11.12	54	32.04	31.7	9.57	30.43	319	32	A	V
	*	5610	108.71	-	-	97.56	31.8	9.85	30.5	319	32	P	V
	*	5610	101.09	-	-	89.94	31.8	9.85	30.5	319	32	A	V
	5731.61	55.8	-12.4	68.2	44.58	31.93	9.86	30.57	319	32	P	V	
Remark	1. No other spurious found. 2. All results are PASS against Peak and Average limit line.												



Band 3 5470~5725MHz
WIFI 802.11ac VHT80 (Harmonic @ 3m)

WIFI Ant. 1+2	Note	Frequency (MHz)	Level (dBμV/m)	Over Limit (dB)	Limit Line (dBμV/m)	Read Level (dBμV)	Antenna Factor (dB/m)	Path Loss (dB)	Preamp Factor (dB)	Ant Pos (cm)	Table Pos (deg)	Peak Avg. (P/A)	Pol. (H/V)	
802.11ac VHT80 CH 106 5530MHz		11060	49.97	-24.03	74	56.41	40.13	13.94	60.51	100	0	P	H	
		16590	46.9	-21.3	68.2	49.07	38.85	17.71	58.73	100	0	P	H	
													H	
													H	
			11060	48.31	-25.69	74	54.75	40.13	13.94	60.51	100	0	P	V
			16590	46.93	-21.27	68.2	49.1	38.85	17.71	58.73	100	0	P	V
														V
802.11ac VHT80 CH 122 5610MHz		11220	54.97	-19.03	74	61.37	39.88	14.32	60.6	100	25	P	H	
		11220	41.53	-12.47	54	47.93	39.88	14.32	60.6	100	25	A	H	
		16830	48.84	-19.36	68.2	48.85	40.2	17.96	58.17	100	0	P	H	
													H	
			11220	49.88	-24.12	74	56.28	39.88	14.32	60.6	100	0	P	V
			16830	48.48	-19.72	68.2	48.49	40.2	17.96	58.17	100	0	P	V
														V
Remark	1. No other spurious found.													
	2. All results are PASS against Peak and Average limit line.													



Band 3 - Straddle Channel
WIFI 802.11a (Band Edge @ 3m)

WIFI	Note	Frequency	Level	Over	Limit	Read	Antenna	Path	Preamp	Ant	Table	Peak	Pol.
Ant.				Limit	Line	Level	Factor	Loss	Factor	Pos	Pos	Avg.	
1+2		(MHz)	(dBμV/m)	(dB)	(dBμV/m)	(dBμV)	(dB/m)	(dB)	(dB)	(cm)	(deg)	(P/A)	(H/V)
802.11a CH 144 5720MHz		5393.68	50.47	-23.53	74	39.78	31.66	9.46	30.43	100	77	P	H
		5469.73	49.16	-19.04	68.2	37.95	32.04	9.6	30.43	100	77	P	H
		5455.69	41.36	-12.64	54	30.21	32.01	9.57	30.43	100	77	A	H
	*	5720	112.49	-	-	100.92	32.28	9.86	30.57	100	77	P	H
	*	5720	104.45	-	-	92.88	32.28	9.86	30.57	100	77	A	H
		5908.25	52.38	-15.82	68.2	40.52	32.53	10.01	30.68	100	77	P	H
		5445.16	49.76	-24.24	74	38.67	31.97	9.55	30.43	239	160	P	V
		5466.61	48.92	-19.28	68.2	37.73	32.03	9.59	30.43	239	160	P	V
		5456.86	41.15	-12.85	54	30	32.01	9.57	30.43	239	160	A	V
	*	5720	111.21	-	-	99.64	32.28	9.86	30.57	239	160	P	V
	*	5720	103.3	-	-	91.73	32.28	9.86	30.57	239	160	A	V
		5948.75	52.2	-16	68.2	40.16	32.69	10.06	30.71	239	160	P	V
Remark	1. No other spurious found. 2. All results are PASS against Peak and Average limit line.												



**Band 3 - Straddle Channel
WIFI 802.11a (Harmonic @ 3m)**

WIFI Ant. 1+2	Note	Frequency (MHz)	Level (dBµV/m)	Over Limit (dB)	Limit Line (dBµV/m)	Read Level (dBµV)	Antenna Factor (dB/m)	Path Loss (dB)	Preamp Factor (dB)	Ant Pos (cm)	Table Pos (deg)	Peak Avg. (P/A)	Pol. (H/V)	
802.11a CH 144 5720MHz		11440	47.22	-26.78	74	53.37	40.07	14.51	60.73	100	0	P	H	
		17160	48.8	-19.4	68.2	47.06	40.57	18.36	57.19	100	0	P	H	
													H	
													H	
			11440	47.66	-26.34	74	53.81	40.07	14.51	60.73	100	0	P	V
			17160	48.57	-19.63	68.2	46.83	40.57	18.36	57.19	100	0	P	V
														V
														V
Remark	1. No other spurious found. 2. All results are PASS against Peak and Average limit line.													



Band 3 - Straddle Channel
WIFI 802.11n HT20 (Band Edge @ 3m)

Table with 14 columns: WIFI Ant. 1+2, Note, Frequency (MHz), Level (dBµV/m), Over Limit (dB), Limit Line (dBµV/m), Read Level (dBµV), Antenna Factor (dB/m), Path Loss (dB), Preamp Factor (dB), Ant Pos (cm), Table Pos (deg), Peak Avg. (P/A), Pol. (H/V). Rows include frequency data for 802.11n HT20 CH 144 (5720MHz) and a Remark section.



**Band 3 - Straddle Channel
WIFI 802.11n HT20 (Harmonic @ 3m)**

WIFI Ant. 1+2	Note	Frequency (MHz)	Level (dBµV/m)	Over Limit (dB)	Limit Line (dBµV/m)	Read Level (dBµV)	Antenna Factor (dB/m)	Path Loss (dB)	Preamp Factor (dB)	Ant Pos (cm)	Table Pos (deg)	Peak Avg. (P/A)	Pol. (H/V)	
802.11n HT20 CH 144 5720MHz		11440	47.55	-26.45	74	53.7	40.07	14.51	60.73	100	0	P	H	
		17160	49.48	-18.72	68.2	47.74	40.57	18.36	57.19	100	0	P	H	
													H	
													H	
			11440	48.13	-25.87	74	54.28	40.07	14.51	60.73	100	0	P	V
			17160	48.64	-19.56	68.2	46.9	40.57	18.36	57.19	100	0	P	V
														V
														V
Remark	1. No other spurious found. 2. All results are PASS against Peak and Average limit line.													



Band 3 - Straddle Channel
WIFI 802.11n HT40 (Band Edge @ 3m)

Table with 14 columns: WIFI Ant. 1+2, Note, Frequency (MHz), Level (dBµV/m), Over Limit (dB), Limit Line (dBµV/m), Read Level (dBµV), Antenna Factor (dB/m), Path Loss (dB), Preamp Factor (dB), Ant Pos (cm), Table Pos (deg), Peak Avg. (P/A), Pol. (H/V). Rows include frequencies from 5362.48 to 5938 MHz and a Remark section.



**Band 3 - Straddle Channel
WIFI 802.11n HT40 (Harmonic @ 3m)**

WIFI Ant. 1+2	Note	Frequency (MHz)	Level (dBµV/m)	Over Limit (dB)	Limit Line (dBµV/m)	Read Level (dBµV)	Antenna Factor (dB/m)	Path Loss (dB)	Preamp Factor (dB)	Ant Pos (cm)	Table Pos (deg)	Peak Avg. (P/A)	Pol. (H/V)	
802.11n HT40 CH 142 5710MHz		11420	47.57	-26.43	74	53.74	40.03	14.52	60.72	100	0	P	H	
		17130	49.67	-18.53	68.2	48.14	40.53	18.3	57.3	100	0	P	H	
													H	
													H	
			11420	48.41	-25.59	74	54.58	40.03	14.52	60.72	100	0	P	V
			17130	49.36	-18.84	68.2	47.83	40.53	18.3	57.3	100	0	P	V
														V
													V	
Remark	1. No other spurious found. 2. All results are PASS against Peak and Average limit line.													



Band 3 - Straddle Channel
WIFI 802.11ac VHT80 (Band Edge @ 3m)

Table with 14 columns: WIFI Ant. 1+2, Note, Frequency (MHz), Level (dBµV/m), Over Limit (dB), Limit Line (dBµV/m), Read Level (dBµV), Antenna Factor (dB/m), Path Loss (dB), Preamp Factor (dB), Ant Pos (cm), Table Pos (deg), Peak Avg. (P/A), Pol. (H/V). Rows include frequency data for 802.11ac VHT80 CH 138 5690MHz and a Remark section.



Band 3 - Straddle Channel
WIFI 802.11ac VHT80 (Harmonic @ 3m)

WIFI Ant. 1+2	Note	Frequency (MHz)	Level (dBµV/m)	Over Limit (dB)	Limit Line (dBµV/m)	Read Level (dBµV)	Antenna Factor (dB/m)	Path Loss (dB)	Preamp Factor (dB)	Ant Pos (cm)	Table Pos (deg)	Peak Avg. (P/A)	Pol. (H/V)	
802.11ac VHT80 CH 138 5690MHz		11380	47.29	-26.71	74	53.48	39.97	14.53	60.69	100	0	P	H	
		17070	48.86	-19.34	68.2	47.69	40.5	18.19	57.52	100	0	P	H	
													H	
													H	
			11380	47.88	-26.12	74	54.07	39.97	14.53	60.69	100	0	P	V
			17070	49.17	-19.03	68.2	48	40.5	18.19	57.52	100	0	P	V
														V
														V
Remark	1. No other spurious found. 2. All results are PASS against Peak and Average limit line.													



Emission below 1GHz
WIFI 802.11ac VHT80 (LF @ 3m)

WIFI	Note	Frequency	Level	Over	Limit	Read	Antenna	Path	Preamp	Ant	Table	Peak	Pol.	
Ant.				Limit	Line	Level	Factor	Loss	Factor	Pos	Pos	Avg.		
1+2		(MHz)	(dBμV/m)	(dB)	(dBμV/m)	(dBμV)	(dB/m)	(dB)	(dB)	(cm)	(deg)	(P/A)	(H/V)	
802.11ac VHT80 LF		62.98	32.88	-7.12	40	52.57	11.8	1.08	32.57	100	0	QP	H	
		92.08	33.59	-9.91	43.5	49.78	15.02	1.31	32.52	-	-	P	H	
		119.24	34.13	-9.37	43.5	47.71	17.5	1.43	32.51	-	-	P	H	
		136.7	33.35	-10.15	43.5	46.69	17.6	1.56	32.5	-	-	P	H	
		229.82	30.25	-15.75	46	44.52	16.18	2.06	32.51	-	-	P	H	
		296.75	29.11	-16.89	46	40.14	19.24	2.27	32.54	-	-	P	H	
														H
														H
														H
														H
														H
														H
			85.29	39.16	-0.84	40	56.29	14.13	1.27	32.53	100	358	QP	V
			104.69	39.21	-4.29	43.5	53.74	16.61	1.37	32.51	100	335	QP	V
			137.67	37.92	-5.58	43.5	51.24	17.6	1.58	32.5	-	-	P	V
			167.74	32.43	-11.07	43.5	47.27	15.83	1.83	32.5	-	-	P	V
			246.31	28.72	-17.28	46	41.02	18.08	2.13	32.51	-	-	P	V
			565.44	27.88	-18.12	46	30.91	26.39	3.17	32.59	-	-	P	V
														V
														V
													V	
													V	
													V	
													V	
Remark	1. No other spurious found. 2. All results are PASS against limit line.													



<TXBF Mode>

Band 1 - 5150~5250MHz

WIFI 802.11ac VHT20 (Band Edge @ 3m)

WIFI Ant.	Note	Frequency	Level	Over Limit	Limit Line	Read Level	Antenna Factor	Path Loss	Preamp Factor	Ant Pos	Table Pos	Peak Avg.	Pol.	
1+2		(MHz)	(dBμV/m)	(dB)	(dBμV/m)	(dBμV)	(dB/m)	(dB)	(dB)	(cm)	(deg)	(P/A)	(H/V)	
802.11ac VHT20 CH 36 5180MHz		5148.2	59.03	-14.97	74	48.11	32.1	9.25	30.43	100	113	P	H	
		5150	41.21	-12.79	54	30.28	32.1	9.26	30.43	100	113	A	H	
	*	5180	111.19	-	-	100.35	31.98	9.29	30.43	100	113	P	H	
	*	5180	96.28	-	-	85.44	31.98	9.29	30.43	100	113	A	H	
													H	
														H
			5144.04	56.82	-17.18	74	45.91	32.09	9.25	30.43	100	202	P	V
			5148.98	40.31	-13.69	54	29.39	32.1	9.25	30.43	100	202	A	V
		*	5180	107.72	-	-	96.88	31.98	9.29	30.43	100	202	P	V
		*	5180	92.69	-	-	81.85	31.98	9.29	30.43	100	202	A	V
													V	
													V	
802.11ac VHT20 CH 44 5220MHz		5125.32	50.52	-23.48	74	39.67	32.05	9.23	30.43	100	111	P	H	
		5150	40.16	-13.84	54	29.23	32.1	9.26	30.43	100	111	A	H	
	*	5220	111.38	-	-	100.74	31.74	9.33	30.43	100	111	P	H	
	*	5220	96.7	-	-	86.06	31.74	9.33	30.43	100	111	A	H	
			5363.68	50.39	-23.61	74	39.91	31.48	9.43	30.43	100	111	P	H
			5458.32	40.17	-13.83	54	29.01	32.02	9.57	30.43	100	111	A	H
			5134.16	50.02	-23.98	74	39.14	32.07	9.24	30.43	100	204	P	V
			5149.76	39.92	-14.08	54	29	32.1	9.25	30.43	100	204	A	V
		*	5220	109.35	-	-	98.71	31.74	9.33	30.43	100	204	P	V
		*	5220	94.09	-	-	83.45	31.74	9.33	30.43	100	204	A	V
		5456.36	50.48	-23.52	74	39.33	32.01	9.57	30.43	100	204	P	V	
		5456.92	40.01	-13.99	54	28.86	32.01	9.57	30.43	100	204	A	V	



802.11ac VHT20 CH 48 5240MHz		5085.02	50.67	-23.33	74	39.98	31.94	9.18	30.43	100	119	P	H
		5109.2	39.92	-14.08	54	29.12	32.02	9.21	30.43	100	119	A	H
	*	5240	109.34	-	-	98.85	31.58	9.34	30.43	100	119	P	H
	*	5240	95.07	-	-	84.58	31.58	9.34	30.43	100	119	A	H
		5443.48	50.45	-23.55	74	39.38	31.96	9.54	30.43	100	119	P	H
		5459.44	40.08	-13.92	54	28.91	32.02	9.58	30.43	100	119	A	H
		5107.12	50.18	-23.82	74	39.39	32.01	9.21	30.43	100	192	P	V
		5108.68	39.81	-14.19	54	29.01	32.02	9.21	30.43	100	192	A	V
	*	5240	106.25	-	-	95.76	31.58	9.34	30.43	100	192	P	V
	*	5240	91.55	-	-	81.06	31.58	9.34	30.43	100	192	A	V
		5451.32	50.11	-23.89	74	38.98	32	9.56	30.43	100	192	P	V
		5456.64	39.94	-14.06	54	28.79	32.01	9.57	30.43	100	192	A	V
Remark	1. No other spurious found. 2. All results are PASS against Peak and Average limit line.												



Band 1 5150~5250MHz
WIFI 802.11ac VHT20 (Harmonic @ 3m)

WIFI Ant. 1+2	Note	Frequency (MHz)	Level (dBμV/m)	Over Limit (dB)	Limit Line (dBμV/m)	Read Level (dBμV)	Antenna Factor (dB/m)	Path Loss (dB)	Preamp Factor (dB)	Ant Pos (cm)	Table Pos (deg)	Peak Avg. (P/A)	Pol. (H/V)	
802.11ac VHT20 CH 36 5180MHz		10360	46.68	-21.52	68.2	52.74	39.66	13.57	59.29	100	0	P	H	
		15540	46.91	-27.09	74	51.35	38.5	17.01	59.95	100	0	P	H	
													H	
													H	
			10360	47.37	-20.83	68.2	53.43	39.66	13.57	59.29	100	0	P	V
			15540	45.93	-28.07	74	50.37	38.5	17.01	59.95	100	0	P	V
														V
802.11ac VHT20 CH 44 5220MHz		10440	48.18	-20.02	68.2	53.96	39.9	13.65	59.33	100	0	P	H	
		15660	45.54	-28.46	74	50.48	37.78	17.16	59.88	100	0	P	H	
													H	
													H	
			10440	47.47	-20.73	68.2	53.25	39.9	13.65	59.33	100	0	P	V
			15660	45.82	-28.18	74	50.76	37.78	17.16	59.88	100	0	P	V
														V
802.11ac VHT20 CH 48 5240MHz		10480	47.89	-20.31	68.2	53.66	39.9	13.68	59.35	100	0	P	H	
		15720	45.32	-28.68	74	50.41	37.54	17.21	59.84	100	0	P	H	
													H	
													H	
			10480	47.21	-20.99	68.2	52.98	39.9	13.68	59.35	100	0	P	V
			15720	45.98	-28.02	74	51.07	37.54	17.21	59.84	100	0	P	V
														V
Remark	1. No other spurious found.													
	2. All results are PASS against Peak and Average limit line.													



Band 1 5150~5250MHz
WIFI 802.11ac VHT40 (Band Edge @ 3m)

WIFI Ant. 1+2	Note	Frequency (MHz)	Level (dBμV/m)	Over Limit (dB)	Limit Line (dBμV/m)	Read Level (dBμV)	Antenna Factor (dB/m)	Path Loss (dB)	Preamp Factor (dB)	Ant Pos (cm)	Table Pos (deg)	Peak Avg. (P/A)	Pol. (H/V)
802.11ac VHT40 CH 38 5190MHz		5150	63.86	-10.14	74	52.93	32.1	9.26	30.43	100	112	P	H
		5150	52.03	-1.97	54	41.1	32.1	9.26	30.43	100	112	A	H
	*	5190	111.32	-	-	100.51	31.94	9.3	30.43	100	112	P	H
	*	5190	101.9	-	-	91.09	31.94	9.3	30.43	100	112	A	H
		5425.28	50.26	-23.74	74	39.33	31.85	9.51	30.43	100	112	P	H
		5456.92	40.53	-13.47	54	29.38	32.01	9.57	30.43	100	112	A	H
		5150	57.78	-16.22	74	46.85	32.1	9.26	30.43	100	200	P	V
		5149.24	47.86	-6.14	54	36.94	32.1	9.25	30.43	100	200	A	V
	*	5190	108.28	-	-	97.47	31.94	9.3	30.43	100	200	P	V
	*	5190	98.12	-	-	87.31	31.94	9.3	30.43	100	200	A	V
		5388.04	50.44	-23.56	74	39.79	31.63	9.45	30.43	100	200	P	V
		5460	40.52	-13.48	54	29.35	32.02	9.58	30.43	100	200	A	V
802.11ac VHT40 CH 46 5230MHz		5142.22	53.23	-20.77	74	42.33	32.08	9.25	30.43	100	122	P	H
		5149.76	43.07	-10.93	54	32.15	32.1	9.25	30.43	100	122	A	H
	*	5230	113.1	-	-	102.54	31.66	9.33	30.43	100	122	P	H
	*	5230	103.8	-	-	93.24	31.66	9.33	30.43	100	122	A	H
		5358.08	56.2	-17.8	74	45.75	31.45	9.43	30.43	100	122	P	H
		5350.24	42.06	-11.94	54	31.67	31.4	9.42	30.43	100	122	A	H
		5147.68	51.33	-22.67	74	40.41	32.1	9.25	30.43	100	201	P	V
		5150	41.49	-12.51	54	30.56	32.1	9.26	30.43	100	201	A	V
	*	5230	109.32	-	-	98.76	31.66	9.33	30.43	100	201	P	V
	*	5230	100.12	-	-	89.56	31.66	9.33	30.43	100	201	A	V
	5416.6	50.68	-23.32	74	39.82	31.8	9.49	30.43	100	201	P	V	
	5456.08	40.59	-13.41	54	29.44	32.01	9.57	30.43	100	201	A	V	
Remark	1. No other spurious found. 2. All results are PASS against Peak and Average limit line.												



Band 1 5150~5250MHz
WIFI 802.11ac VHT40 (Harmonic @ 3m)

WIFI Ant. 1+2	Note	Frequency (MHz)	Level (dBμV/m)	Over Limit (dB)	Limit Line (dBμV/m)	Read Level (dBμV)	Antenna Factor (dB/m)	Path Loss (dB)	Preamp Factor (dB)	Ant Pos (cm)	Table Pos (deg)	Peak Avg. (P/A)	Pol. (H/V)	
802.11ac VHT40 CH 38 5190MHz		10380	47.94	-20.26	68.2	53.87	39.78	13.59	59.3	100	0	P	H	
		15570	46.69	-27.31	74	51.23	38.35	17.05	59.94	100	0	P	H	
													H	
													H	
			10380	49.28	-18.92	68.2	55.21	39.78	13.59	59.3	100	0	P	V
			15570	46.24	-27.76	74	50.78	38.35	17.05	59.94	100	0	P	V
														V
802.11ac VHT40 CH 46 5230MHz		10460	48.54	-19.66	68.2	54.32	39.9	13.66	59.34	100	0	P	H	
		15690	45.62	-28.38	74	50.72	37.57	17.19	59.86	100	0	P	H	
													H	
													H	
			10460	48.14	-20.06	68.2	53.92	39.9	13.66	59.34	100	0	P	V
			15690	45.59	-28.41	74	50.69	37.57	17.19	59.86	100	0	P	V
														V
Remark	1. No other spurious found.													
	2. All results are PASS against Peak and Average limit line.													



Band 1 5150~5250MHz
WIFI 802.11ac VHT80 (Band Edge @ 3m)

Table with 14 columns: WIFI Ant. 1+2, Note, Frequency (MHz), Level (dBµV/m), Over Limit (dB), Limit Line (dBµV/m), Read Level (dBµV), Antenna Factor (dB/m), Path Loss (dB), Preamp Factor (dB), Ant Pos (cm), Table Pos (deg), Peak Avg. (P/A), Pol. (H/V). Rows include test results for 802.11ac VHT80 CH 42 5210MHz and a Remark section.



**Band 1 5150~5250MHz
WIFI 802.11ac VHT80 (Harmonic @ 3m)**

WIFI Ant. 1+2	Note	Frequency (MHz)	Level (dBμV/m)	Over Limit (dB)	Limit Line (dBμV/m)	Read Level (dBμV)	Antenna Factor (dB/m)	Path Loss (dB)	Preamp Factor (dB)	Ant Pos (cm)	Table Pos (deg)	Peak Avg. (P/A)	Pol. (H/V)	
802.11ac VHT80 CH 42 5210MHz		10420	47.71	-20.49	68.2	53.51	39.9	13.62	59.32	100	0	P	H	
		15630	46.88	-27.12	74	51.67	37.99	17.12	59.9	100	0	P	H	
													H	
													H	
			10420	49.12	-19.08	68.2	54.92	39.9	13.62	59.32	100	0	P	V
			15630	45.51	-28.49	74	50.3	37.99	17.12	59.9	100	0	P	V
														V
													V	
Remark	1. No other spurious found. 2. All results are PASS against Peak and Average limit line.													



Band 2 - 5250~5350MHz

WIFI 802.11ac VHT20 (Band Edge @ 3m)

WIFI	Note	Frequency	Level	Over	Limit	Read	Antenna	Path	Preamp	Ant	Table	Peak	Pol.
Ant.				Limit	Line	Level	Factor	Loss	Factor	Pos	Pos	Avg.	
1+2		(MHz)	(dBμV/m)	(dB)	(dBμV/m)	(dBμV)	(dB/m)	(dB)	(dB)	(cm)	(deg)	(P/A)	(H/V)
802.11ac VHT20 CH 52 5260MHz		5105.74	49.39	-24.61	74	38.6	32.01	9.21	30.43	100	120	P	H
		5108.12	39.87	-14.13	54	29.07	32.02	9.21	30.43	100	120	A	H
	*	5260	112.55	-	-	102.14	31.48	9.36	30.43	100	120	P	H
	*	5260	98.18	-	-	87.77	31.48	9.36	30.43	100	120	A	H
		5350.08	53.1	-20.9	74	42.71	31.4	9.42	30.43	100	120	P	H
		5453.52	40.04	-13.96	54	28.9	32.01	9.56	30.43	100	120	A	H
		5099.96	50.47	-23.53	74	39.7	32	9.2	30.43	100	204	P	V
		5109.48	39.79	-14.21	54	28.99	32.02	9.21	30.43	100	204	A	V
	*	5260	108.94	-	-	98.53	31.48	9.36	30.43	100	204	P	V
	*	5260	94.43	-	-	84.02	31.48	9.36	30.43	100	204	A	V
		5459.04	49.93	-24.07	74	38.76	32.02	9.58	30.43	100	204	P	V
		5459.76	39.96	-14.04	54	28.79	32.02	9.58	30.43	100	204	A	V
802.11ac VHT20 CH 60 5300MHz		5074.46	51.03	-22.97	74	40.39	31.9	9.17	30.43	100	113	P	H
		5107.44	39.87	-14.13	54	29.08	32.01	9.21	30.43	100	113	A	H
	*	5300	112.61	-	-	102.25	31.4	9.39	30.43	100	113	P	H
	*	5300	97.41	-	-	87.05	31.4	9.39	30.43	100	113	A	H
		5351.28	56.16	-17.84	74	45.76	31.41	9.42	30.43	100	113	P	H
		5355.12	40.6	-13.4	54	30.17	31.43	9.43	30.43	100	113	A	H
		5087.38	49.7	-24.3	74	38.99	31.95	9.19	30.43	100	204	P	V
		5110.5	39.79	-14.21	54	28.99	32.02	9.21	30.43	100	204	A	V
	*	5300	109.65	-	-	99.29	31.4	9.39	30.43	100	204	P	V
	*	5300	94.03	-	-	83.67	31.4	9.39	30.43	100	204	A	V
		5375.28	49.9	-24.1	74	39.34	31.55	9.44	30.43	100	204	P	V
		5459.28	39.94	-14.06	54	28.77	32.02	9.58	30.43	100	204	A	V



802.11ac VHT20 CH 64 5320MHz	*	5320	111.25	-	-	100.88	31.4	9.4	30.43	100	112	P	H
	*	5320	97.5	-	-	87.13	31.4	9.4	30.43	100	112	A	H
		5354.4	59.72	-14.28	74	49.29	31.43	9.43	30.43	100	112	P	H
		5365.92	41.03	-12.97	54	30.53	31.5	9.43	30.43	100	112	A	H
													H
													H
	*	5320	108.08	-	-	97.71	31.4	9.4	30.43	100	204	P	V
	*	5320	92.52	-	-	82.15	31.4	9.4	30.43	100	204	A	V
		5368.48	54.62	-19.38	74	44.1	31.51	9.44	30.43	100	204	P	V
		5457.28	39.95	-14.05	54	28.8	32.01	9.57	30.43	100	204	A	V
													V
													V
Remark	1. No other spurious found. 2. All results are PASS against Peak and Average limit line.												



Band 2 5250~5350MHz
WIFI 802.11ac VHT20 (Harmonic @ 3m)

WIFI Ant. 1+2	Note	Frequency (MHz)	Level (dBμV/m)	Over Limit (dB)	Limit Line (dBμV/m)	Read Level (dBμV)	Antenna Factor (dB/m)	Path Loss (dB)	Preamp Factor (dB)	Ant Pos (cm)	Table Pos (deg)	Peak Avg. (P/A)	Pol. (H/V)	
802.11ac VHT20 CH 52 5260MHz		10520	47.68	-20.52	68.2	53.51	39.88	13.69	59.4	100	0	P	H	
		15780	45.84	-28.16	74	50.71	37.66	17.27	59.8	100	0	P	H	
													H	
													H	
			10520	48.89	-19.31	68.2	54.72	39.88	13.69	59.4	100	0	P	V
			15780	45.59	-28.41	74	50.46	37.66	17.27	59.8	100	0	P	V
														V
802.11ac VHT20 CH 60 5300MHz		10600	47.98	-26.02	74	54.05	39.8	13.71	59.58	100	0	P	H	
		15900	46.87	-27.13	74	51.91	37.3	17.38	59.72	100	0	P	H	
													H	
													H	
			10600	48.35	-25.65	74	54.42	39.8	13.71	59.58	100	0	P	V
			15900	45.86	-28.14	74	50.9	37.3	17.38	59.72	100	0	P	V
														V
802.11ac VHT20 CH 64 5320MHz		10640	48.28	-25.72	74	54.35	39.88	13.72	59.67	100	0	P	H	
		15960	45.78	-28.22	74	50.96	37.18	17.33	59.69	100	0	P	H	
													H	
													H	
			10640	48.1	-25.9	74	54.17	39.88	13.72	59.67	100	0	P	V
			15960	45.25	-28.75	74	50.43	37.18	17.33	59.69	100	0	P	V
														V
Remark	1. No other spurious found.													
	2. All results are PASS against Peak and Average limit line.													



Band 2 5250~5350MHz
WIFI 802.11ac VHT40 (Band Edge @ 3m)

WIFI Ant. 1+2	Note	Frequency (MHz)	Level (dBμV/m)	Over Limit (dB)	Limit Line (dBμV/m)	Read Level (dBμV)	Antenna Factor (dB/m)	Path Loss (dB)	Preamp Factor (dB)	Ant Pos (cm)	Table Pos (deg)	Peak Avg. (P/A)	Pol. (H/V)
802.11ac VHT40 CH 54 5270MHz		5145.52	51.77	-22.23	74	40.86	32.09	9.25	30.43	100	122	P	H
		5149.6	40.65	-13.35	54	29.73	32.1	9.25	30.43	100	122	A	H
	*	5270	112.36	-	-	101.97	31.46	9.36	30.43	100	122	P	H
	*	5270	102.9	-	-	92.51	31.46	9.36	30.43	100	122	A	H
		5351.76	60.98	-13.02	74	50.58	31.41	9.42	30.43	100	122	P	H
		5350.08	44.61	-9.39	54	34.22	31.4	9.42	30.43	100	122	A	H
		5132.6	50.45	-23.55	74	39.57	32.07	9.24	30.43	100	198	P	V
		5149.26	40.23	-13.77	54	29.31	32.1	9.25	30.43	100	198	A	V
	*	5270	108.86	-	-	98.47	31.46	9.36	30.43	100	198	P	V
	*	5270	99.59	-	-	89.2	31.46	9.36	30.43	100	198	A	V
		5354.64	55.13	-18.87	74	44.7	31.43	9.43	30.43	100	198	P	V
		5350.08	41.35	-12.65	54	30.96	31.4	9.42	30.43	100	198	A	V
802.11ac VHT40 CH 62 5310MHz		5024.48	50.16	-23.84	74	39.82	31.65	9.12	30.43	100	112	P	H
		5149.26	40.34	-13.66	54	29.42	32.1	9.25	30.43	100	112	A	H
	*	5310	110.75	-	-	100.39	31.4	9.39	30.43	100	112	P	H
	*	5310	100.93	-	-	90.57	31.4	9.39	30.43	100	112	A	H
		5361.84	64.29	-9.71	74	53.82	31.47	9.43	30.43	100	112	P	H
		5350.32	51.03	-2.97	54	40.64	31.4	9.42	30.43	100	112	A	H
		5121.04	50.07	-23.93	74	39.24	32.04	9.22	30.43	241	193	P	V
		5108.8	40.25	-13.75	54	29.45	32.02	9.21	30.43	241	193	A	V
	*	5310	108.31	-	-	97.95	31.4	9.39	30.43	241	193	P	V
	*	5310	98.67	-	-	88.31	31.4	9.39	30.43	241	193	A	V
	5351.04	62.06	-11.94	74	51.66	31.41	9.42	30.43	241	193	P	V	
	5350.56	49.15	-4.85	54	38.76	31.4	9.42	30.43	241	193	A	V	
Remark	1. No other spurious found. 2. All results are PASS against Peak and Average limit line.												



Band 2 5250~5350MHz
WIFI 802.11ac VHT40 (Harmonic @ 3m)

WIFI Ant. 1+2	Note	Frequency (MHz)	Level (dBµV/m)	Over Limit (dB)	Limit Line (dBµV/m)	Read Level (dBµV)	Antenna Factor (dB/m)	Path Loss (dB)	Preamp Factor (dB)	Ant Pos (cm)	Table Pos (deg)	Peak Avg. (P/A)	Pol. (H/V)	
802.11ac VHT40 CH 54 5270MHz		10540	48.73	-19.47	68.2	54.62	39.86	13.7	59.45	100	0	P	H	
		15810	45.92	-28.08	74	50.74	37.66	17.3	59.78	100	0	P	H	
													H	
													H	
			10540	49.52	-18.68	68.2	55.41	39.86	13.7	59.45	100	0	P	V
			15810	46.67	-27.33	74	51.49	37.66	17.3	59.78	100	0	P	V
														V
802.11ac VHT40 CH 62 5310MHz		10620	49.44	-24.56	74	55.51	39.84	13.72	59.63	100	0	P	H	
		15930	46.09	-27.91	74	51.19	37.24	17.36	59.7	100	0	P	H	
													H	
													H	
			10620	54.73	-19.27	74	60.8	39.84	13.72	59.63	100	288	P	V
			10620	41.7	-12.3	54	47.77	39.84	13.72	59.63	100	288	A	V
			15930	47.12	-26.88	74	52.22	37.24	17.36	59.7	100	0	P	V
													V	
Remark	1. No other spurious found. 2. All results are PASS against Peak and Average limit line.													



Band 2 5250~5350MHz
WIFI 802.11ac VHT80 (Band Edge @ 3m)

WIFI Ant. 1+2	Note	Frequency (MHz)	Level (dBμV/m)	Over Limit (dB)	Limit Line (dBμV/m)	Read Level (dBμV)	Antenna Factor (dB/m)	Path Loss (dB)	Preamp Factor (dB)	Ant Pos (cm)	Table Pos (deg)	Peak Avg. (P/A)	Pol. (H/V)
802.11ac VHT80 CH 58 5290MHz		5097.24	51.46	-22.54	74	40.7	31.99	9.2	30.43	100	123	P	H
		5149.6	40.43	-13.57	54	29.51	32.1	9.25	30.43	100	123	A	H
	*	5290	104.38	-	-	94.01	31.42	9.38	30.43	100	123	P	H
	*	5290	95.34	-	-	84.97	31.42	9.38	30.43	100	123	A	H
		5351.04	60.28	-13.72	74	49.88	31.41	9.42	30.43	100	123	P	H
		5351.52	51.16	-2.84	54	40.76	31.41	9.42	30.43	100	123	A	H
		5006.46	50.55	-23.45	74	40.34	31.54	9.1	30.43	100	203	P	V
		5106.76	40.32	-13.68	54	29.53	32.01	9.21	30.43	100	203	A	V
	*	5290	100.86	-	-	90.49	31.42	9.38	30.43	100	203	P	V
	*	5290	91.49	-	-	81.12	31.42	9.38	30.43	100	203	A	V
		5387.28	57.25	-16.75	74	46.61	31.62	9.45	30.43	100	203	P	V
	5351.52	46.96	-7.04	54	36.56	31.41	9.42	30.43	100	203	A	V	
Remark	1. No other spurious found. 2. All results are PASS against Peak and Average limit line.												



**Band 2 5250~5350MHz
WIFI 802.11ac VHT80 (Harmonic @ 3m)**

WIFI Ant. 1+2	Note	Frequency (MHz)	Level (dBμV/m)	Over Limit (dB)	Limit Line (dBμV/m)	Read Level (dBμV)	Antenna Factor (dB/m)	Path Loss (dB)	Preamp Factor (dB)	Ant Pos (cm)	Table Pos (deg)	Peak Avg. (P/A)	Pol. (H/V)	
802.11ac VHT80 CH 58 5290MHz		10580	47.58	-20.62	68.2	53.59	39.82	13.71	59.54	100	0	P	H	
		15870	45.21	-28.79	74	50.18	37.42	17.35	59.74	100	0	P	H	
													H	
													H	
			10580	48.33	-19.87	68.2	54.34	39.82	13.71	59.54	100	0	P	V
			15870	46.24	-27.76	74	51.21	37.42	17.35	59.74	100	0	P	V
														V
														V
Remark	1. No other spurious found. 2. All results are PASS against Peak and Average limit line.													



Band 3 - 5470~5725MHz

WIFI 802.11ac VHT20 (Band Edge @ 3m)

WIFI	Note	Frequency	Level	Over	Limit	Read	Antenna	Path	Preamp	Ant	Table	Peak	Pol.	
Ant.				Limit	Line	Level	Factor	Loss	Factor	Pos	Pos	Avg.		
1+2		(MHz)	(dBμV/m)	(dB)	(dBμV/m)	(dBμV)	(dB/m)	(dB)	(dB)	(cm)	(deg)	(P/A)	(H/V)	
802.11ac VHT20 CH 100 5500MHz		5459.28	60.46	-13.54	74	49.29	32.02	9.58	30.43	100	115	P	H	
		5464.88	61.38	-6.82	68.2	50.19	32.03	9.59	30.43	100	115	P	H	
		5459.12	41.14	-12.86	54	29.97	32.02	9.58	30.43	100	115	A	H	
	*	5500	112.65	-	-	101.32	32.1	9.66	30.43	100	115	P	H	
	*	5500	97.61	-	-	86.28	32.1	9.66	30.43	100	115	A	H	
														H
			5452.56	55.76	-18.24	74	44.62	32.01	9.56	30.43	100	200	P	V
			5463.92	55.86	-12.34	68.2	44.68	32.03	9.58	30.43	100	200	P	V
			5459.6	40.41	-13.59	54	29.24	32.02	9.58	30.43	100	200	A	V
	*		5500	108.9	-	-	97.57	32.1	9.66	30.43	100	200	P	V
	*		5500	93.59	-	-	82.26	32.1	9.66	30.43	100	200	A	V
														V
802.11ac VHT20 CH 116 5580MHz		5404.72	50.99	-23.01	74	40.22	31.73	9.47	30.43	100	115	P	H	
		5466.4	50.42	-17.78	68.2	39.23	32.03	9.59	30.43	100	115	P	H	
		5458.24	40.21	-13.79	54	29.05	32.02	9.57	30.43	100	115	A	H	
	*	5580	112.57	-	-	101.3	31.94	9.81	30.48	100	115	P	H	
	*	5580	97.72	-	-	86.45	31.94	9.81	30.48	100	115	A	H	
			5749.25	50.33	-17.87	68.2	38.65	32.4	9.86	30.58	100	115	P	H
			5387.68	50.64	-23.36	74	39.99	31.63	9.45	30.43	100	202	P	V
			5465.92	49.96	-18.24	68.2	38.77	32.03	9.59	30.43	100	202	P	V
			5459.2	39.98	-14.02	54	28.81	32.02	9.58	30.43	100	202	A	V
	*		5580	107.66	-	-	96.39	31.94	9.81	30.48	100	202	P	V
	*		5580	92.97	-	-	81.7	31.94	9.81	30.48	100	202	A	V
			5733.5	50.79	-17.41	68.2	39.17	32.33	9.86	30.57	100	202	P	V



802.11ac VHT20 CH 140 5700MHz	*	5700	113.29	-	-	101.78	32.2	9.86	30.55	100	117	P	H
	*	5700	98.55	-	-	87.04	32.2	9.86	30.55	100	117	A	H
		5726.36	65.51	-2.69	68.2	53.91	32.31	9.86	30.57	100	117	P	H
													H
													H
													H
	*	5700	108.99	-	-	97.48	32.2	9.86	30.55	100	196	P	V
	*	5700	94.21	-	-	82.7	32.2	9.86	30.55	100	196	A	V
		5740.52	60.35	-7.85	68.2	48.71	32.36	9.86	30.58	100	196	P	V
													V
													V
													V
Remark	1. No other spurious found. 2. All results are PASS against Peak and Average limit line.												



Band 3 - 5470~5725MHz
WIFI 802.11ac VHT20 (Harmonic @ 3m)

WIFI Ant. 1+2	Note	Frequency (MHz)	Level (dBµV/m)	Over Limit (dB)	Limit Line (dBµV/m)	Read Level (dBµV)	Antenna Factor (dB/m)	Path Loss (dB)	Preamp Factor (dB)	Ant Pos (cm)	Table Pos (deg)	Peak Avg. (P/A)	Pol. (H/V)	
802.11ac VHT20 CH 100 5500MHz		11000	49.33	-24.67	74	55.35	40.6	13.86	60.48	100	0	P	H	
		16500	46.84	-21.36	68.2	48.93	39.3	17.55	58.94	100	0	P	H	
													H	
													H	
			11000	49.93	-24.07	74	55.95	40.6	13.86	60.48	100	0	P	V
			16500	46.74	-21.46	68.2	48.83	39.3	17.55	58.94	100	0	P	V
														V
802.11ac VHT20 CH 116 5580MHz		11160	48.1	-25.9	74	54.45	40.08	14.14	60.57	100	0	P	H	
		16740	46.91	-21.29	68.2	47.49	39.88	17.92	58.38	100	0	P	H	
													H	
													H	
			11160	48.74	-25.26	74	55.09	40.08	14.14	60.57	100	0	P	V
			16740	47.9	-20.3	68.2	48.48	39.88	17.92	58.38	100	0	P	V
														V
802.11ac VHT20 CH 140 5700MHz		11400	48.22	-25.78	74	54.19	40.2	14.53	60.7	100	0	P	H	
		17100	48.01	-20.19	68.2	47.28	39.9	18.24	57.41	100	0	P	H	
													H	
													H	
			11400	47.75	-26.25	74	53.72	40.2	14.53	60.7	100	0	P	V
			17100	49.02	-19.18	68.2	48.29	39.9	18.24	57.41	100	0	P	V
														V
Remark	1. No other spurious found.													
	2. All results are PASS against Peak and Average limit line.													



**Band 3 - 5470~5725MHz
WIFI 802.11ac VHT40 (Band Edge @ 3m)**

WIFI Ant. 1+2	Note	Frequency (MHz)	Level (dBμV/m)	Over Limit (dB)	Limit Line (dBμV/m)	Read Level (dBμV)	Antenna Factor (dB/m)	Path Loss (dB)	Preamp Factor (dB)	Ant Pos (cm)	Table Pos (deg)	Peak Avg. (P/A)	Pol. (H/V)
802.11ac VHT40 CH 102 5510MHz		5459.92	62.63	-11.37	74	51.46	32.02	9.58	30.43	100	109	P	H
		5469.76	64.39	-3.81	68.2	53.18	32.04	9.6	30.43	100	109	P	H
		5459.92	48.77	-5.23	54	37.6	32.02	9.58	30.43	100	109	A	H
	*	5510	111.38	-	-	100.07	32.08	9.67	30.44	100	109	P	H
	*	5510	102.36	-	-	91.05	32.08	9.67	30.44	100	109	A	H
		5747.675	50.78	-17.42	68.2	39.11	32.39	9.86	30.58	100	109	P	H
		5452.96	57.15	-16.85	74	46.01	32.01	9.56	30.43	100	198	P	V
		5470	61.67	-6.53	68.2	50.46	32.04	9.6	30.43	100	198	P	V
		5459.68	45.41	-8.59	54	34.24	32.02	9.58	30.43	100	198	A	V
	*	5510	108.12	-	-	96.81	32.08	9.67	30.44	100	198	P	V
	*	5510	98.43	-	-	87.12	32.08	9.67	30.44	100	198	A	V
	5747.045	50.44	-17.76	68.2	38.77	32.39	9.86	30.58	100	198	P	V	
802.11ac VHT40 CH 110 5550MHz		5459.2	55.82	-18.18	74	44.65	32.02	9.58	30.43	100	117	P	H
		5465.44	56.62	-11.58	68.2	45.43	32.03	9.59	30.43	100	117	P	H
		5458.48	44.45	-9.55	54	33.29	32.02	9.57	30.43	100	117	A	H
	*	5550	112.64	-	-	101.35	32	9.75	30.46	100	117	P	H
	*	5550	103.75	-	-	92.46	32	9.75	30.46	100	117	A	H
		5732.24	51.95	-16.25	68.2	40.33	32.33	9.86	30.57	100	117	P	H
		5459.92	53.62	-20.38	74	42.45	32.02	9.58	30.43	100	197	P	V
		5465.68	56.41	-11.79	68.2	45.22	32.03	9.59	30.43	100	197	P	V
		5459.44	42.62	-11.38	54	31.45	32.02	9.58	30.43	100	197	A	V
	*	5550	107.43	-	-	96.14	32	9.75	30.46	100	197	P	V
	*	5550	97.95	-	-	86.66	32	9.75	30.46	100	197	A	V
	5725	50.87	-17.33	68.2	39.28	32.3	9.86	30.57	100	197	P	V	



802.11ac VHT40 CH 134 5670MHz		5371.7	50.39	-23.61	74	39.85	31.53	9.44	30.43	100	118	P	H
		5461.3	49.31	-18.89	68.2	38.14	32.02	9.58	30.43	100	118	P	H
		5458.15	40.64	-13.36	54	29.48	32.02	9.57	30.43	100	118	A	H
	*	5670	111.91	-	-	100.57	32.02	9.86	30.54	100	118	P	H
	*	5670	102.26	-	-	90.92	32.02	9.86	30.54	100	118	A	H
		5729.65	57.4	-10.8	68.2	45.79	32.32	9.86	30.57	100	118	P	H
		5359.45	50.52	-23.48	74	40.06	31.46	9.43	30.43	357	201	P	V
		5462.7	49.36	-18.84	68.2	38.18	32.03	9.58	30.43	357	201	P	V
		5456.4	40.37	-13.63	54	29.22	32.01	9.57	30.43	357	201	A	V
	*	5670	108	-	-	96.66	32.02	9.86	30.54	357	201	P	V
	*	5670	99.07	-	-	87.73	32.02	9.86	30.54	357	201	A	V
		5728.95	57.4	-10.8	68.2	45.79	32.32	9.86	30.57	357	201	P	V
Remark	1. No other spurious found. 2. All results are PASS against Peak and Average limit line.												



Band 3 - 5470~5725MHz
WIFI 802.11ac VHT40 (Harmonic @ 3m)

WIFI Ant. 1+2	Note	Frequency (MHz)	Level (dBμV/m)	Over Limit (dB)	Limit Line (dBμV/m)	Read Level (dBμV)	Antenna Factor (dB/m)	Path Loss (dB)	Preamp Factor (dB)	Ant Pos (cm)	Table Pos (deg)	Peak Avg. (P/A)	Pol. (H/V)	
802.11ac VHT40 CH 102 5510MHz		11020	60.44	-13.56	74	66.52	40.52	13.89	60.49	100	48	P	H	
		11020	45.42	-8.58	54	51.5	40.52	13.89	60.49	100	48	A	H	
		16530	46.82	-21.38	68.2	48.73	39.36	17.6	58.87	100	0	P	H	
													H	
			11020	60.23	-13.77	74	66.31	40.52	13.89	60.49	100	108	P	V
			11020	46.2	-7.8	54	52.28	40.52	13.89	60.49	100	108	A	V
			16530	46.49	-21.71	68.2	48.4	39.36	17.6	58.87	100	0	P	V
													V	
802.11ac VHT40 CH 110 5550MHz		11100	57.46	-16.54	74	63.82	40.2	13.98	60.54	100	48	P	H	
		11100	43.58	-10.42	54	49.94	40.2	13.98	60.54	100	48	A	H	
		16500	47.6	-20.6	68.2	49.69	39.3	17.55	58.94	100	0	P	H	
													H	
			11100	59.1	-14.9	74	65.46	40.2	13.98	60.54	100	106	P	V
			11100	43.13	-10.87	54	49.49	40.2	13.98	60.54	100	106	A	V
			16500	46.88	-21.32	68.2	48.97	39.3	17.55	58.94	100	0	P	V
													V	
802.11ac VHT40 CH 134 5670MHz		11340	48.08	-25.92	74	54.14	40.08	14.53	60.67	100	0	P	H	
		17010	48.25	-19.95	68.2	47.9	39.99	18.09	57.73	100	0	P	H	
													H	
													H	
			11330	47.89	-26.11	74	53.95	40.06	14.54	60.66	100	0	P	V
			17010	48.62	-19.58	68.2	48.27	39.99	18.09	57.73	100	0	P	V
														V
													V	
Remark	1. No other spurious found. 2. All results are PASS against Peak and Average limit line.													



Band 3 5470~5725MHz
WIFI 802.11ac VHT80 (Band Edge @ 3m)

WIFI Ant. 1+2	Note	Frequency (MHz)	Level (dBμV/m)	Over Limit (dB)	Limit Line (dBμV/m)	Read Level (dBμV)	Antenna Factor (dB/m)	Path Loss (dB)	Preamp Factor (dB)	Ant Pos (cm)	Table Pos (deg)	Peak Avg. (P/A)	Pol. (H/V)
802.11ac VHT80 CH 106 5530MHz		5456.8	61.18	-12.82	74	50.03	32.01	9.57	30.43	100	117	P	H
		5466.16	62.52	-5.68	68.2	51.33	32.03	9.59	30.43	100	117	P	H
		5458.96	51.62	-2.38	54	40.46	32.02	9.57	30.43	100	117	A	H
	*	5530	108.29	-	-	96.99	32.04	9.71	30.45	100	117	P	H
	*	5530	98.19	-	-	86.89	32.04	9.71	30.45	100	117	A	H
		5761.535	51.14	-17.06	68.2	39.46	32.4	9.87	30.59	100	117	P	H
		5458.72	57.26	-16.74	74	46.1	32.02	9.57	30.43	100	200	P	V
		5460.4	58.88	-9.32	68.2	47.71	32.02	9.58	30.43	100	200	P	V
		5456.56	48.18	-5.82	54	37.03	32.01	9.57	30.43	100	200	A	V
	*	5530	102.85	-	-	91.55	32.04	9.71	30.45	100	200	P	V
	*	5530	93.77	-	-	82.47	32.04	9.71	30.45	100	200	A	V
		5724.995	50.61	-99.39	150	39.02	32.3	9.86	30.57	100	200	P	V
802.11ac VHT80 CH 122 5610MHz		5447.2	53.26	-20.74	74	42.16	31.98	9.55	30.43	100	118	P	H
		5460.4	51.99	-16.21	68.2	40.82	32.02	9.58	30.43	100	118	P	H
		5459.2	42.27	-11.73	54	31.1	32.02	9.58	30.43	100	118	A	H
	*	5610	109.18	-	-	97.93	31.9	9.85	30.5	100	118	P	H
	*	5610	100.07	-	-	88.82	31.9	9.85	30.5	100	118	A	H
		5764.37	52.41	-15.79	68.2	40.73	32.4	9.87	30.59	100	118	P	H
		5455.12	51.82	-22.18	74	40.67	32.01	9.57	30.43	100	197	P	V
		5462.56	50.84	-17.36	68.2	39.66	32.03	9.58	30.43	100	197	P	V
		5459.68	42.22	-11.78	54	31.05	32.02	9.58	30.43	100	197	A	V
	*	5610	103.71	-	-	92.46	31.9	9.85	30.5	100	197	P	V
	*	5610	94.56	-	-	83.31	31.9	9.85	30.5	100	197	A	V
		5764.37	51.04	-17.16	68.2	39.36	32.4	9.87	30.59	100	197	P	V
Remark	1. No other spurious found. 2. All results are PASS against Peak and Average limit line.												



**Band 3 5470~5725MHz
WIFI 802.11ac VHT80 (Harmonic @ 3m)**

WIFI Ant. 1+2	Note	Frequency (MHz)	Level (dBμV/m)	Over Limit (dB)	Limit Line (dBμV/m)	Read Level (dBμV)	Antenna Factor (dB/m)	Path Loss (dB)	Preamp Factor (dB)	Ant Pos (cm)	Table Pos (deg)	Peak Avg. (P/A)	Pol. (H/V)
802.11ac VHT80 CH 106 5530MHz		11060	54.62	-19.38	74	60.83	40.36	13.94	60.51	100	48	P	H
		11060	41.81	-12.19	54	48.02	40.36	13.94	60.51	100	48	A	H
		16590	46.65	-21.55	68.2	48.19	39.48	17.71	58.73	100	0	P	H
													H
		11059	49.71	-24.29	74	55.93	40.36	13.93	60.51	100	0	P	V
		16590	46.51	-21.69	68.2	48.05	39.48	17.71	58.73	100	0	P	V
													V
802.11ac VHT80 CH 122 5610MHz		11220	48.22	-25.78	74	54.5	40	14.32	60.6	100	0	P	H
		16830	48.38	-19.82	68.2	48.32	40.27	17.96	58.17	100	0	P	H
													H
													H
		11220	48.03	-25.97	74	54.31	40	14.32	60.6	100	0	P	V
		16830	48.36	-19.84	68.2	48.3	40.27	17.96	58.17	100	0	P	V
													V
Remark	1. No other spurious found.												
	2. All results are PASS against Peak and Average limit line.												



Band 3 - Straddle Channel
WIFI 802.11ac VHT20 (Band Edge @ 3m)

WIFI	Note	Frequency	Level	Over	Limit	Read	Antenna	Path	Preamp	Ant	Table	Peak	Pol.
Ant.				Limit	Line	Level	Factor	Loss	Factor	Pos	Pos	Avg.	
1+2		(MHz)	(dBμV/m)	(dB)	(dBμV/m)	(dBμV)	(dB/m)	(dB)	(dB)	(cm)	(deg)	(P/A)	(H/V)
802.11ac VHT20 CH 144 5720MHz		5374.96	51.8	-22.2	74	41.24	31.55	9.44	30.43	100	119	P	H
		5462.71	50.41	-17.79	68.2	39.23	32.03	9.58	30.43	100	119	P	H
		5458.03	40.35	-13.65	54	29.19	32.02	9.57	30.43	100	119	A	H
	*	5720	114.65	-	-	103.08	32.28	9.86	30.57	100	119	P	H
	*	5720	100.19	-	-	88.62	32.28	9.86	30.57	100	119	A	H
		5938.75	52.75	-15.45	68.2	40.76	32.65	10.04	30.7	100	119	P	H
		5434.24	50.55	-23.45	74	39.54	31.91	9.53	30.43	100	201	P	V
		5462.32	50.31	-17.89	68.2	39.14	32.02	9.58	30.43	100	201	P	V
		5458.81	40.27	-13.73	54	29.11	32.02	9.57	30.43	100	201	A	V
	*	5720	109.96	-	-	98.39	32.28	9.86	30.57	100	201	P	V
	*	5720	94.35	-	-	82.78	32.28	9.86	30.57	100	201	A	V
		5947	51.79	-16.41	68.2	39.76	32.69	10.05	30.71	100	201	P	V
Remark	1. No other spurious found. 2. All results are PASS against Peak and Average limit line.												



Band 3 - Straddle Channel
WIFI 802.11ac VHT20 (Harmonic @ 3m)

WIFI Ant. 1+2	Note	Frequency (MHz)	Level (dBμV/m)	Over Limit (dB)	Limit Line (dBμV/m)	Read Level (dBμV)	Antenna Factor (dB/m)	Path Loss (dB)	Preamp Factor (dB)	Ant Pos (cm)	Table Pos (deg)	Peak Avg. (P/A)	Pol. (H/V)	
802.11ac VHT20 CH 144 5720MHz		11440	48.37	-25.63	74	54.35	40.24	14.51	60.73	100	0	P	H	
		17160	48.8	-19.4	68.2	47.61	40.02	18.36	57.19	100	0	P	H	
													H	
													H	
			11440	48.3	-25.7	74	54.28	40.24	14.51	60.73	100	0	P	V
			17160	49.3	-18.9	68.2	48.11	40.02	18.36	57.19	100	0	P	V
														V
														V
Remark	1. No other spurious found. 2. All results are PASS against Peak and Average limit line.													



Band 3 - Straddle Channel
WIFI 802.11ac VHT40 (Band Edge @ 3m)

WIFI Ant. 1+2	Note	Frequency (MHz)	Level (dBμV/m)	Over Limit (dB)	Limit Line (dBμV/m)	Read Level (dBμV)	Antenna Factor (dB/m)	Path Loss (dB)	Preamp Factor (dB)	Ant Pos (cm)	Table Pos (deg)	Peak Avg. (P/A)	Pol. (H/V)
802.11ac VHT40 CH 142 5710MHz		5458.03	50.29	-23.71	74	39.13	32.02	9.57	30.43	100	118	P	H
		5460.37	50.58	-17.62	68.2	39.41	32.02	9.58	30.43	100	118	P	H
		5456.08	41.63	-12.37	54	30.48	32.01	9.57	30.43	100	118	A	H
	*	5710	112.6	-	-	101.06	32.24	9.86	30.56	100	118	P	H
	*	5710	103.66	-	-	92.12	32.24	9.86	30.56	100	118	A	H
		5892.5	52.41	-15.79	68.2	40.6	32.49	9.99	30.67	100	118	P	H
		5407.72	50	-24	74	39.2	31.75	9.48	30.43	100	199	P	V
		5463.88	50.31	-17.89	68.2	39.13	32.03	9.58	30.43	100	199	P	V
		5458.81	40.59	-13.41	54	29.43	32.02	9.57	30.43	100	199	A	V
	*	5710	107.63	-	-	96.09	32.24	9.86	30.56	100	199	P	V
	*	5710	98.24	-	-	86.7	32.24	9.86	30.56	100	199	A	V
		5918	51.91	-16.29	68.2	40.01	32.57	10.02	30.69	100	199	P	V
Remark	1. No other spurious found. 2. All results are PASS against Peak and Average limit line.												



**Band 3 - Straddle Channel
WIFI 802.11ac VHT40 (Harmonic @ 3m)**

WIFI Ant. 1+2	Note	Frequency (MHz)	Level (dBμV/m)	Over Limit (dB)	Limit Line (dBμV/m)	Read Level (dBμV)	Antenna Factor (dB/m)	Path Loss (dB)	Preamp Factor (dB)	Ant Pos (cm)	Table Pos (deg)	Peak Avg. (P/A)	Pol. (H/V)	
802.11ac VHT40 CH 142 5710MHz		11420	47.75	-26.25	74	53.73	40.22	14.52	60.72	100	0	P	H	
		17130	48.58	-19.62	68.2	47.62	39.96	18.3	57.3	100	0	P	H	
													H	
													H	
			11420	47.6	-26.4	74	53.58	40.22	14.52	60.72	100	0	P	V
			17130	48.57	-19.63	68.2	47.61	39.96	18.3	57.3	100	0	P	V
														V
														V
Remark	1. No other spurious found. 2. All results are PASS against Peak and Average limit line.													



Band 3 - Straddle Channel
WIFI 802.11ac VHT80 (Band Edge @ 3m)

WIFI Ant. 1+2	Note	Frequency (MHz)	Level (dBμV/m)	Over Limit (dB)	Limit Line (dBμV/m)	Read Level (dBμV)	Antenna Factor (dB/m)	Path Loss (dB)	Preamp Factor (dB)	Ant Pos (cm)	Table Pos (deg)	Peak Avg. (P/A)	Pol. (H/V)
802.11ac VHT80 CH 138 5690MHz		5439.31	50.5	-23.5	74	39.45	31.94	9.54	30.43	100	81	P	H
		5461.15	49.17	-19.03	68.2	38	32.02	9.58	30.43	100	81	P	H
		5459.59	40.62	-13.38	54	29.45	32.02	9.58	30.43	100	81	A	H
	*	5690	107.8	-	-	96.35	32.14	9.86	30.55	100	81	P	H
	*	5690	98.4	-	-	86.95	32.14	9.86	30.55	100	81	A	H
		5915	52.79	-15.41	68.2	40.91	32.56	10.01	30.69	100	81	P	H
		5458.03	50.5	-23.5	74	39.34	32.02	9.57	30.43	100	170	P	V
		5467.78	51.84	-16.36	68.2	40.64	32.04	9.59	30.43	100	170	P	V
		5457.64	40.55	-13.45	54	29.39	32.02	9.57	30.43	100	170	A	V
	*	5690	103.22	-	-	91.77	32.14	9.86	30.55	100	170	P	V
	*	5690	93.18	-	-	81.73	32.14	9.86	30.55	100	170	A	V
		5945	52.46	-15.74	68.2	40.44	32.68	10.05	30.71	100	170	P	V
Remark	1. No other spurious found. 2. All results are PASS against Peak and Average limit line.												



**Band 3 - Straddle Channel
WIFI 802.11ac VHT80 (Harmonic @ 3m)**

WIFI Ant. 1+2	Note	Frequency (MHz)	Level (dBμV/m)	Over Limit (dB)	Limit Line (dBμV/m)	Read Level (dBμV)	Antenna Factor (dB/m)	Path Loss (dB)	Preamp Factor (dB)	Ant Pos (cm)	Table Pos (deg)	Peak Avg. (P/A)	Pol. (H/V)	
802.11ac VHT80 CH 138 5690MHz		11380	47.45	-26.55	74	53.45	40.16	14.53	60.69	100	0	P	H	
		17070	47.84	-20.36	68.2	47.24	39.93	18.19	57.52	100	0	P	H	
													H	
													H	
			11380	48.19	-25.81	74	54.19	40.16	14.53	60.69	100	0	P	V
			17070	48.08	-20.12	68.2	47.48	39.93	18.19	57.52	100	0	P	V
														V
														V
Remark	1. No other spurious found. 2. All results are PASS against Peak and Average limit line.													



Emission below 1GHz
WIFI 802.11ac VHT80 (LF @ 3m)

WIFI	Note	Frequency	Level	Over	Limit	Read	Antenna	Path	Preamp	Ant	Table	Peak	Pol.	
Ant.				Limit	Line	Level	Factor	Loss	Factor	Pos	Pos	Avg.		
1+2		(MHz)	(dBμV/m)	(dB)	(dBμV/m)	(dBμV)	(dB/m)	(dB)	(dB)	(cm)	(deg)	(P/A)	(H/V)	
802.11ac VHT80 LF		88.2	37.46	-6.04	43.5	54.27	14.44	1.28	32.53	382	168	QP	H	
		93.05	36.97	-6.53	43.5	52.99	15.2	1.3	32.52	-	-	P	H	
		125.06	33.25	-10.25	43.5	46.68	17.6	1.47	32.5	-	-	P	H	
		152.22	34.52	-8.98	43.5	48.34	16.98	1.7	32.5	-	-	P	H	
		171.62	34.51	-8.99	43.5	49.61	15.54	1.86	32.5	-	-	P	H	
		274.44	33.59	-12.41	46	45.09	18.82	2.21	32.53	-	-	P	H	
														H
														H
														H
														H
														H
														H
			47.46	29.23	-10.77	40	45.25	15.67	0.9	32.59	-	-	P	V
			88.2	36.65	-6.85	43.5	53.46	14.44	1.28	32.53	-	-	P	V
			110.51	40.45	-3.05	43.5	54.57	17	1.39	32.51	100	329	QP	V
			156.1	34.55	-8.95	43.5	48.52	16.79	1.74	32.5	-	-	P	V
			169.68	35.31	-8.19	43.5	50.34	15.63	1.84	32.5	-	-	P	V
			226.91	31.71	-14.29	46	46.27	15.89	2.05	32.5	-	-	P	V
														V
														V
													V	
													V	
													V	
													V	
Remark	1. No other spurious found. 2. All results are PASS against limit line.													



Note symbol

*	Fundamental Frequency which can be ignored. However, the level of any unwanted emissions shall not exceed the level of the fundamental frequency.
!	Test result is over limit line.
P/A	Peak or Average
H/V	Horizontal or Vertical



A calculation example for radiated spurious emission is shown as below:

WIFI	Note	Frequency	Level	Over	Limit	Read	Antenna	Path	Preamp	Ant	Table	Peak	Pol.
Ant.				Limit	Line	Level	Factor	Loss	Factor	Pos	Pos	Avg.	
1		(MHz)	(dBμV/m)	(dB)	(dBμV/m)	(dBμV)	(dB/m)	(dB)	(dB)	(cm)	(deg)	(P/A)	(H/V)
802.11b		2390	55.45	-18.55	74	54.51	32.22	4.58	35.86	103	308	P	H
CH 01													
2412MHz		2390	43.54	-10.46	54	42.6	32.22	4.58	35.86	103	308	A	H

1. Path Loss(dB) = Cable loss(dB) + Filter loss(dB) + Attenuator loss(dB)
2. Level(dBμV/m) = Antenna Factor(dB/m) + Path Loss(dB) + Read Level(dBμV) - Preamp Factor(dB)
3. Over Limit(dB) = Level(dBμV/m) – Limit Line(dBμV/m)

For Peak Limit @ 2390MHz:

1. Level(dBμV/m)
= Antenna Factor(dB/m) + Path Loss(dB) + Read Level(dBμV) - Preamp Factor(dB)
= 32.22(dB/m) + 4.58(dB) + 54.51(dBμV) – 35.86 (dB)
= 55.45 (dBμV/m)
2. Over Limit(dB)
= Level(dBμV/m) – Limit Line(dBμV/m)
= 55.45(dBμV/m) – 74(dBμV/m)
= -18.55(dB)

For Average Limit @ 2390MHz:

1. Level(dBμV/m)
= Antenna Factor(dB/m) + Path Loss(dB) + Read Level(dBμV) - Preamp Factor(dB)
= 32.22(dB/m) + 4.58(dB) + 42.6(dBμV) – 35.86 (dB)
= 43.54 (dBμV/m)
2. Over Limit(dB) = Level(dBμV/m) – Limit Line(dBμV/m)
= 43.54(dBμV/m) – 54(dBμV/m)
= -10.46(dB)

Both peak and average measured complies with the limit line, so test result is “PASS”.



Appendix B. Radiated Spurious Emission Plots

Test Engineer :	Leo Li, Karl Hou, Bigshow Wang	Temperature :	23~26°C
		Relative Humidity :	50~65%

Note symbol

-L	Low channel location
-R	High channel location



<CDD Mode>

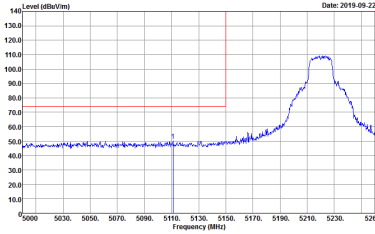
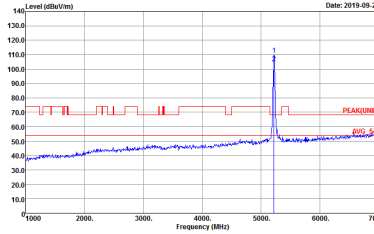
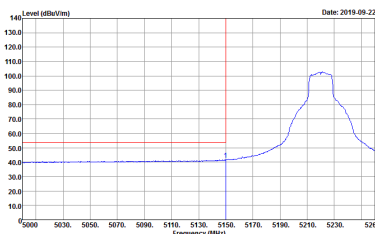
Band 1 - 5150~5250MHz
WIFI 802.11a (Band Edge @ 3m)

WIFI	Band 1 5150~5250MHz Band Edge @ 3m	
ANT	802.11a CH36 5180MHz	
1	Horizontal	Fundamental
Peak	<p>Site : 03CH15-HY Condition : PEAK_BE_74 3m 91200_15_1620 HORIZONTAL Detector : Peak Project : 911110-03</p>	<p>Site : 03CH15-HY Condition : PEAK(LINII) 3m 91200_15_1620 HORIZONTAL Detector : Peak Project : 911110-03</p>
Avg.	<p>Site : 03CH15-HY Condition : AVG_BE_54 3m 91200_15_1620 HORIZONTAL Detector : Peak Project : 911110-03</p>	Left blank

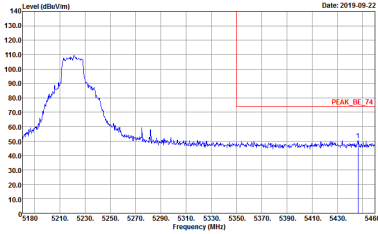
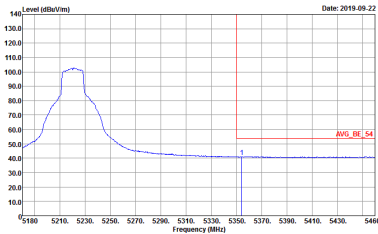


WIFI	Band 1 5150~5250MHz Band Edge @ 3m	
ANT	802.11a CH36 5180MHz	
1	Vertical	Fundamental
Peak	<p>Site : 03CH15-HY Condition : PEAK_BE_74 3m 91200_15_1620 VERTICAL RBW:1000.000KHz VBW:3000.000KHz SWT:Auto Detector : Peak Project : 911110-03</p>	<p>Site : 03CH15-HY Condition : PEAK(UNII) 3m 91200_15_1620 VERTICAL RBW:1000.000KHz VBW:3000.000KHz SWT:Auto Detector : Peak Project : 911110-03</p>
Avg.	<p>Site : 03CH15-HY Condition : AVG_BE_54 3m 91200_15_1620 VERTICAL RBW:1000.000KHz VBW:1.000KHz SWT:Auto Detector : Peak Project : 911110-03</p>	Left blank



WIFI	Band 1 5150~5250MHz Band Edge @ 3m	
ANT	802.11a CH44 5220MHz - L	
1	Horizontal	Fundamental
Peak	 <p>Site : 03CH15-HY Condition : PEAK_BE_74 3m 91200_15_1620 HORIZONTAL RBW:1000.000KHz VBW:3000.000KHz SWT:Auto Detector : Peak Project : 911110-03</p>	 <p>Site : 03CH15-HY Condition : PEAK(UNII) 3m 91200_15_1620 HORIZONTAL RBW:1000.000KHz VBW:3000.000KHz SWT:Auto Detector : Peak Project : 911110-03</p>
Avg.	 <p>Site : 03CH15-HY Condition : AVG_BE_54 3m 91200_15_1620 HORIZONTAL RBW:1000.000KHz VBW:1000KHz SWT:Auto Detector : Peak Project : 911110-03</p>	Left blank

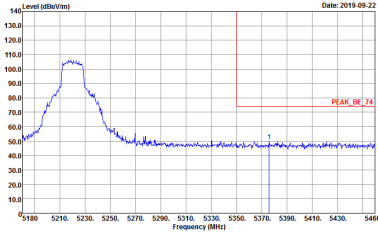
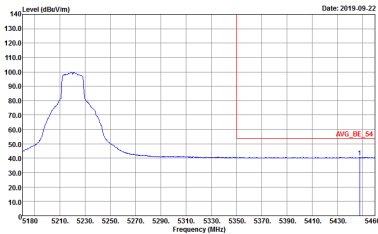


WIFI	Band 1 5150~5250MHz Band Edge @ 3m	
ANT	802.11a CH44 5220MHz - R	
1	Horizontal	Fundamental
<p>Peak</p>	 <p>Site : 03CH15-HY Condition : PEAK_BE_74 3m 91200_15_1620 HORIZONTAL : RBW:1000.000KHz VBW:3000.000KHz SWF:Auto Detector : Peak Project : 911110-03</p>	<p>Left blank</p>
<p>Avg.</p>	 <p>Site : 03CH15-HY Condition : AVG_BE_54 3m 91200_15_1620 HORIZONTAL : RBW:1000.000KHz VBW:1.000KHz SWF:Auto Detector : Peak Project : 911110-03</p>	<p>Left blank</p>

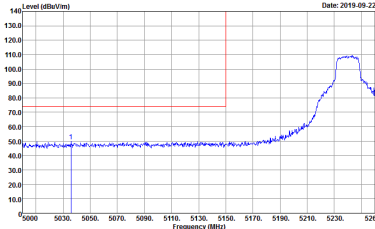
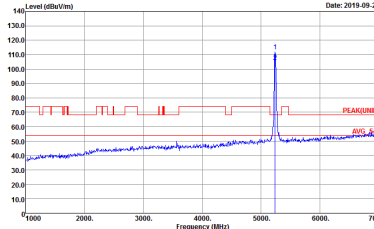
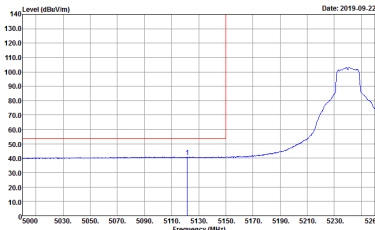


WIFI	Band 1 5150~5250MHz Band Edge @ 3m	
ANT	802.11a CH44 5220MHz - L	
1	Vertical	Fundamental
Peak	<p>Site : 03CH15-HY Condition : PEAK_8E_74 3m 91200_15_1620 VERTICAL RBW:1000.000KHz VBW:3000.000KHz SWT:Auto Detector : Peak Project : 911110-03</p>	<p>Site : 03CH15-HY Condition : PEAK(UNII) 3m 91200_15_1620 VERTICAL RBW:1000.000KHz VBW:3000.000KHz SWT:Auto Detector : Peak Project : 911110-03</p>
Avg.	<p>Site : 03CH15-HY Condition : AVG_8E_54 3m 91200_15_1620 VERTICAL RBW:1000.000KHz VBW:1.000KHz SWT:Auto Detector : Peak Project : 911110-03</p>	Left blank

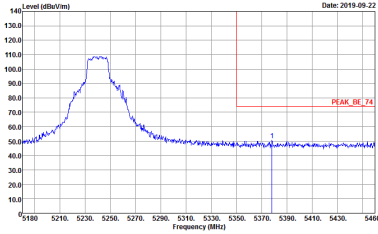
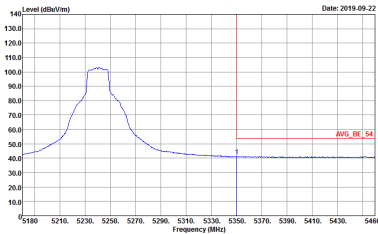


WIFI	Band 1 5150~5250MHz Band Edge @ 3m	
ANT	802.11a CH44 5220MHz - R	
1	Vertical	Fundamental
Peak	 <p>Site : 03CH15-HY Condition : PEAK_BE_74 3m 91200_15_1620 VERTICAL : RBW:1000.000KHz VBW:3000.000KHz SWF:Auto Detector : Peak Project : 911110-03</p>	Left blank
Avg.	 <p>Site : 03CH15-HY Condition : AVG_BE_54 3m 91200_15_1620 VERTICAL : RBW:1000.000KHz VBW:1.000KHz SWF:Auto Detector : Peak Project : 911110-03</p>	Left blank



WIFI	Band 1 5150~5250MHz Band Edge @ 3m	
ANT	802.11a CH48 5240MHz - L	
1	Horizontal	Fundamental
Peak	 <p>Site : 03CH15-HY Condition : PEAK_8E_74 3m 91200_15_1620 HORIZONTAL RBW:1000.000KHz VBW:3000.000KHz SWT:Auto Detector : Peak Project : 911110-03</p>	 <p>Site : 03CH15-HY Condition : PEAK(UNII) 3m 91200_15_1620 HORIZONTAL RBW:1000.000KHz VBW:3000.000KHz SWT:Auto Detector : Peak Project : 911110-03</p>
Avg.	 <p>Site : 03CH15-HY Condition : AVG_8E_54 3m 91200_15_1620 HORIZONTAL RBW:1000.000KHz VBW:1000KHz SWT:Auto Detector : Peak Project : 911110-03</p>	Left blank

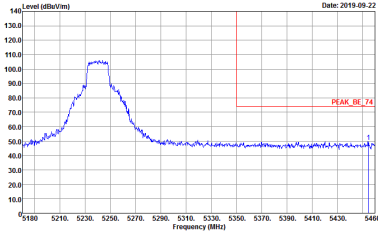
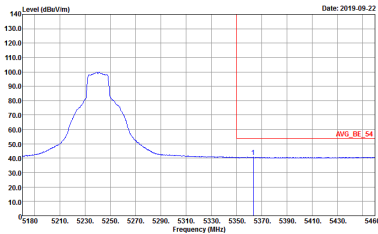


WIFI	Band 1 5150~5250MHz Band Edge @ 3m	
ANT	802.11a CH48 5240MHz - R	
1	Horizontal	Fundamental
<p>Peak</p>	 <p>Site : 03CH15-HY Condition : PEAK_BE_74 3m 91200_15_1620 HORIZONTAL : RBW:1000.000KHz VBW:3000.000KHz SWF:Auto Detector : Peak Project : 911110-03</p>	<p>Left blank</p>
<p>Avg.</p>	 <p>Site : 03CH15-HY Condition : AVG_BE_54 3m 91200_15_1620 HORIZONTAL : RBW:1000.000KHz VBW:1.000KHz SWF:Auto Detector : Peak Project : 911110-03</p>	<p>Left blank</p>



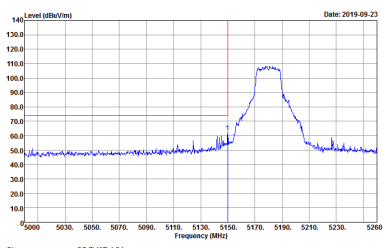
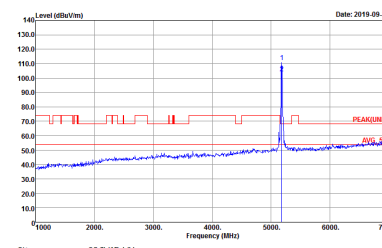
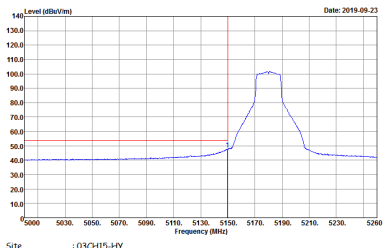
WIFI	Band 1 5150~5250MHz Band Edge @ 3m	
ANT	802.11a CH48 5240MHz - L	
1	Vertical	Fundamental
Peak	<p>Site : 03CH15-HY Condition : PEAK_8E_74 3m 91200_15_1620 VERTICAL RBW:1000.000KHz VBW:3000.000KHz SWT:Auto Detector : Peak Project : 911110-03</p>	<p>Site : 03CH15-HY Condition : PEAK(UNII) 3m 91200_15_1620 VERTICAL RBW:1000.000KHz VBW:3000.000KHz SWT:Auto Detector : Peak Project : 911110-03</p>
Avg.	<p>Site : 03CH15-HY Condition : AVG_8E_54 3m 91200_15_1620 VERTICAL RBW:1000.000KHz VBW:1000KHz SWT:Auto Detector : Peak Project : 911110-03</p>	Left blank



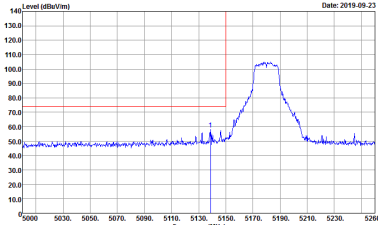
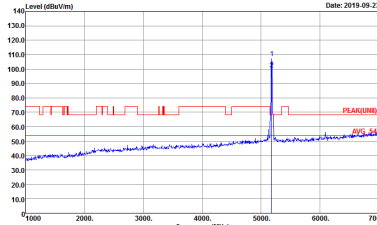
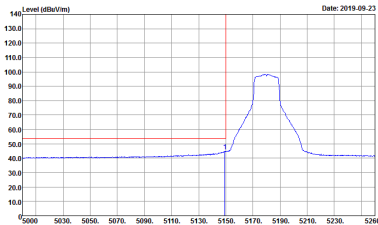
WIFI	Band 1 5150~5250MHz Band Edge @ 3m	
ANT	802.11a CH48 5240MHz - R	
1	Vertical	Fundamental
Peak	 <p>Site : 03CH15-HY Condition : PEAK_BE_74 3m 91200_15_1620 VERTICAL : RBW:1000.000KHz VBW:3000.000KHz SWF:Auto Detector : Peak Project : 911110-03</p>	Left blank
Avg.	 <p>Site : 03CH15-HY Condition : AVG_BE_54 3m 91200_15_1620 VERTICAL : RBW:1000.000KHz VBW:1.000KHz SWF:Auto Detector : Peak Project : 911110-03</p>	Left blank



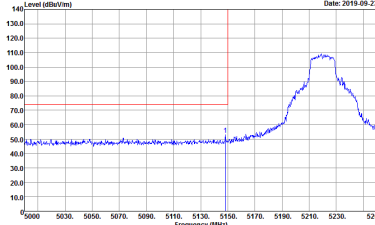
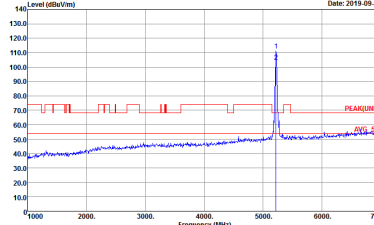
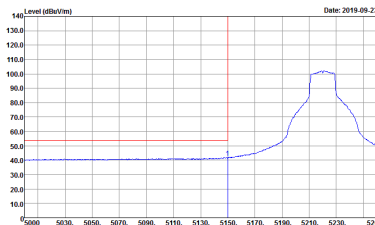
Band 1 5150~5250MHz
WIFI 802.11n HT20 (Band Edge @ 3m)

WIFI	Band 1 5150~5250MHz Band Edge @ 3m	
ANT	802.11n HT20 CH36 5180MHz	
1	Horizontal	Fundamental
Peak	 <p>Site : 03CH15-HY Condition : PEAK_BE_74 3m 91200_15_1620 HORIZONTAL Detector : Peak Project : 911110-03</p>	 <p>Site : 03CH15-HY Condition : PEAK(UNIT) 3m 91200_15_1620 HORIZONTAL Detector : Peak Project : 911110-03</p>
Avg.	 <p>Site : 03CH15-HY Condition : AVG_BE_54 3m 91200_15_1620 HORIZONTAL Detector : Peak Project : 911110-03</p>	Left blank

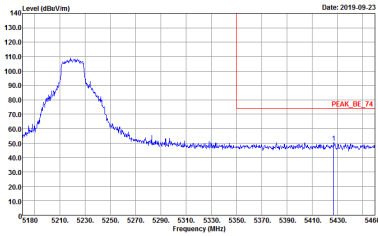
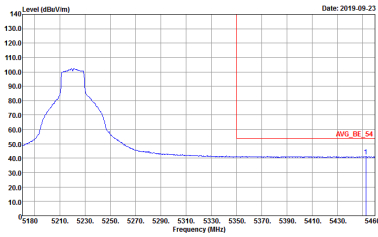


WIFI	Band 1 5150~5250MHz Band Edge @ 3m	
ANT	802.11n HT20 CH36 5180MHz	
1	Vertical	Fundamental
Peak	 <p>Site : 03CH15-HY Condition : PEAK_BE_74 3m 91200_15_1620 VERTICAL RBW:1000.000KHz VBW:3000.000KHz SWT:Auto Detector : Peak Project : 911110-03</p>	 <p>Site : 03CH15-HY Condition : PEAK(UNII) 3m 91200_15_1620 VERTICAL RBW:1000.000KHz VBW:3000.000KHz SWT:Auto Detector : Peak Project : 911110-03</p>
Avg.	 <p>Site : 03CH15-HY Condition : AVG_BE_54 3m 91200_15_1620 VERTICAL RBW:1000.000KHz VBW:1000KHz SWT:Auto Detector : Peak Project : 911110-03</p>	Left blank

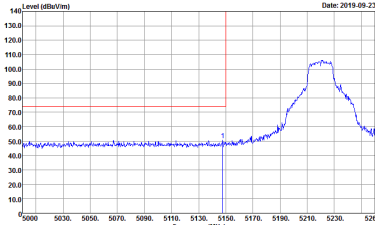
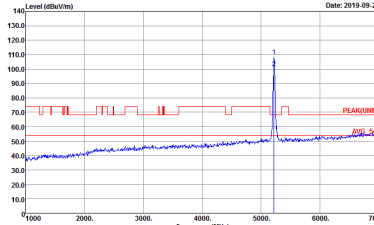
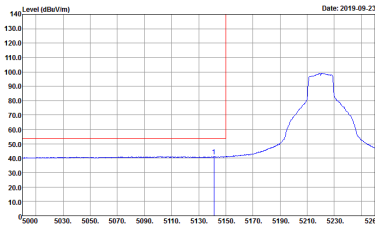


WIFI	Band 1 5150~5250MHz Band Edge @ 3m	
ANT	802.11n HT20 CH44 5220MHz - L	
1	Horizontal	Fundamental
Peak	 <p>Site : 03CH15-HY Condition : PEAK_BE_74 3m 91200_15_1620 HORIZONTAL RBW:1000.000KHz VBW:3000.000KHz SWT:Auto Detector : Peak Project : 911110-03</p>	 <p>Site : 03CH15-HY Condition : PEAK(UNII) 3m 91200_15_1620 HORIZONTAL RBW:1000.000KHz VBW:3000.000KHz SWT:Auto Detector : Peak Project : 911110-03</p>
Avg.	 <p>Site : 03CH15-HY Condition : AVG_BE_54 3m 91200_15_1620 HORIZONTAL RBW:1000.000KHz VBW:1000KHz SWT:Auto Detector : Peak Project : 911110-03</p>	Left blank

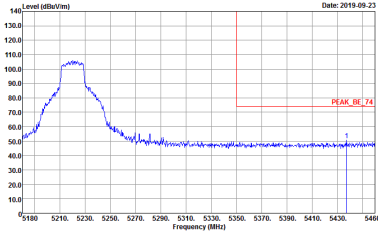
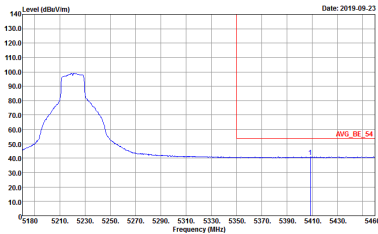


WIFI	Band 1 5150~5250MHz Band Edge @ 3m	
ANT	802.11n HT20 CH44 5220MHz - R	
1	Horizontal	Fundamental
<p>Peak</p>	 <p>Site : 03CH15-HY Condition : PEAK_BE_74 3m 91200_15_1620 HORIZONTAL RBW:1000.000KHz VBW:3000.000KHz SWT:Auto Detector : Peak Project : 911110-03</p>	<p>Left blank</p>
<p>Avg.</p>	 <p>Site : 03CH15-HY Condition : AVG_BE_54 3m 91200_15_1620 HORIZONTAL RBW:1000.000KHz VBW:1000KHz SWT:Auto Detector : Peak Project : 911110-03</p>	<p>Left blank</p>

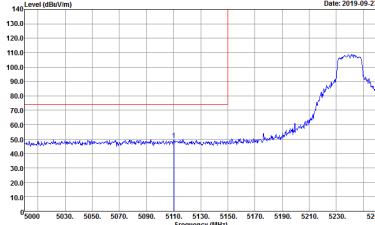
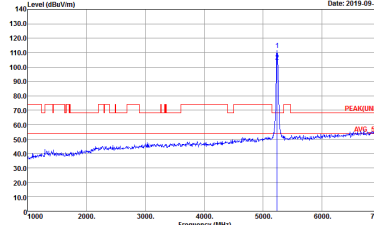
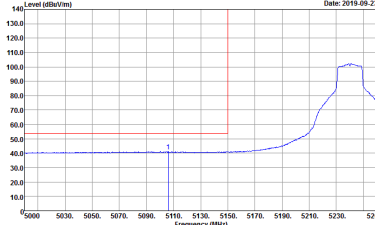


WIFI	Band 1 5150~5250MHz Band Edge @ 3m	
ANT	802.11n HT20 CH44 5220MHz - L	
1	Vertical	Fundamental
Peak	 <p>Site : 03CH15-HY Condition : PEAK_8E_74 3m 91200_15_1620 VERTICAL RBW:1000.000KHz VBW:3000.000KHz SWT:Auto Detector : Peak Project : 911110-03</p>	 <p>Site : 03CH15-HY Condition : PEAK(UNII) 3m 91200_15_1620 VERTICAL RBW:1000.000KHz VBW:3000.000KHz SWT:Auto Detector : Peak Project : 911110-03</p>
Avg.	 <p>Site : 03CH15-HY Condition : AVG_8E_54 3m 91200_15_1620 VERTICAL RBW:1000.000KHz VBW:1.000KHz SWT:Auto Detector : Peak Project : 911110-03</p>	Left blank

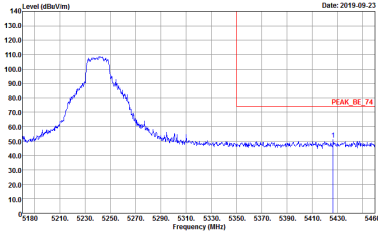
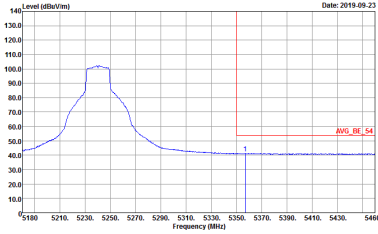


WIFI	Band 1 5150~5250MHz Band Edge @ 3m	
ANT	802.11n HT20 CH44 5220MHz - R	
1	Vertical	Fundamental
Peak	 <p>Site : 03CH15-HY Condition : PEAK_BE_74 3m 91200_15_1620 VERTICAL : RBW:1000.000KHz VBW:3000.000KHz SWF:Auto Detector : Peak Project : 911110-03</p>	Left blank
Avg.	 <p>Site : 03CH15-HY Condition : AVG_BE_54 3m 91200_15_1620 VERTICAL : RBW:1000.000KHz VBW:1.000KHz SWF:Auto Detector : Peak Project : 911110-03</p>	Left blank

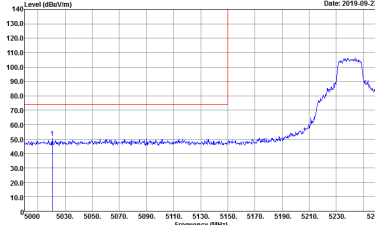
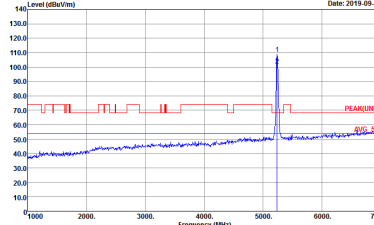
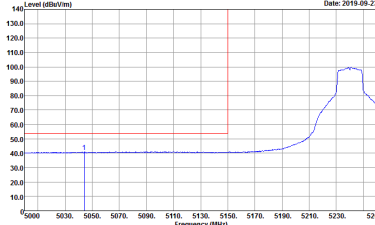


WIFI	Band 1 5150~5250MHz Band Edge @ 3m	
ANT	802.11n HT20 CH48 5240MHz - L	
1	Horizontal	Fundamental
Peak	 <p>Site : 03CH15-HY Condition : PEAK_8E_74 3m 91200_15_1620 HORIZONTAL RBW:1000.000KHz VBW:3000.000KHz SWT:Auto Detector : Peak Project : 911110-03</p>	 <p>Site : 03CH15-HY Condition : PEAK(UNII) 3m 91200_15_1620 HORIZONTAL RBW:1000.000KHz VBW:3000.000KHz SWT:Auto Detector : Peak Project : 911110-03</p>
Avg.	 <p>Site : 03CH15-HY Condition : AVG_8E_54 3m 91200_15_1620 HORIZONTAL RBW:1000.000KHz VBW:1000KHz SWT:Auto Detector : Peak Project : 911110-03</p>	Left blank

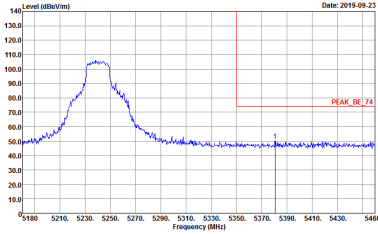
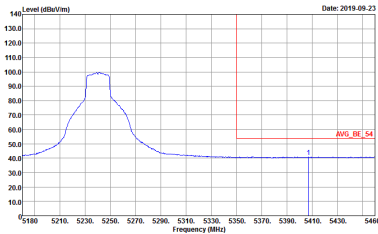


WIFI	Band 1 5150~5250MHz Band Edge @ 3m	
ANT	802.11n HT20 CH48 5240MHz - R	
1	Horizontal	Fundamental
<p>Peak</p>	 <p>Site : 03CH15-HY Condition : PEAK_BE_74 3m 91200_15_1620 HORIZONTAL : RBW:1000.000KHz VBW:3000.000KHz SWF:Auto Detector : Peak Project : 911110-03</p>	<p>Left blank</p>
<p>Avg.</p>	 <p>Site : 03CH15-HY Condition : AVG_BE_54 3m 91200_15_1620 HORIZONTAL : RBW:1000.000KHz VBW:1000KHz SWF:Auto Detector : Peak Project : 911110-03</p>	<p>Left blank</p>



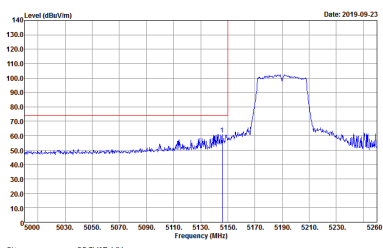
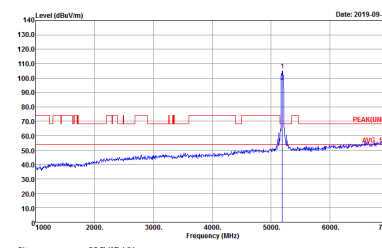
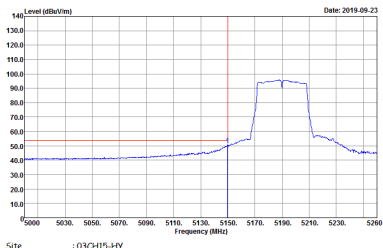
WIFI	Band 1 5150~5250MHz Band Edge @ 3m	
ANT	802.11n HT20 CH48 5240MHz - L	
1	Vertical	Fundamental
Peak	 <p>Site : 03CH15-HY Condition : PEAK_8E_74 3m 91200_15_1620 VERTICAL RBW:1000.000KHz VBW:3000.000KHz SWT:Auto Detector : Peak Project : 911110-03</p>	 <p>Site : 03CH15-HY Condition : PEAK(UNII) 3m 91200_15_1620 VERTICAL RBW:1000.000KHz VBW:3000.000KHz SWT:Auto Detector : Peak Project : 911110-03</p>
Avg.	 <p>Site : 03CH15-HY Condition : AVG_8E_54 3m 91200_15_1620 VERTICAL RBW:1000.000KHz VBW:1000KHz SWT:Auto Detector : Peak Project : 911110-03</p>	Left blank



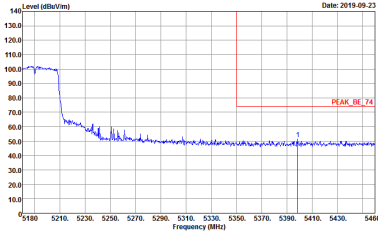
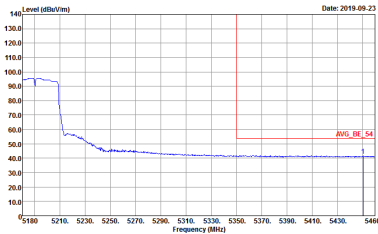
WIFI	Band 1 5150~5250MHz Band Edge @ 3m	
ANT	802.11n HT20 CH48 5240MHz - R	
1	Vertical	Fundamental
Peak	 <p>Site : 03CH15-HY Condition : PEAK_BE_74 3m 91200_15_1620 VERTICAL : RBW:1000.000KHz VBW:3000.000KHz SWF:Auto Detector : Peak Project : 911110-03</p>	Left blank
Avg.	 <p>Site : 03CH15-HY Condition : AVG_BE_54 3m 91200_15_1620 VERTICAL : RBW:1000.000KHz VBW:1.000KHz SWF:Auto Detector : Peak Project : 911110-03</p>	Left blank



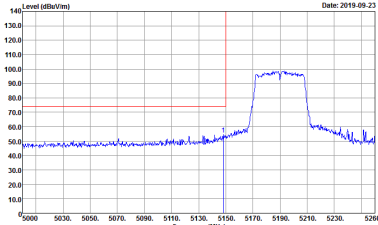
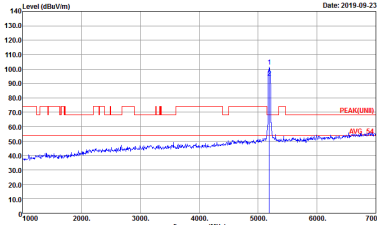
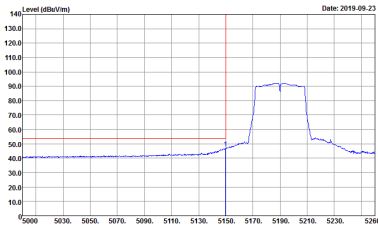
Band 1 5150~5250MHz
WIFI 802.11n HT40 (Band Edge @ 3m)

WIFI	Band 1 5150~5250MHz Band Edge @ 3m	
ANT	802.11n HT40 CH38 5190MHz - L	
1	Horizontal	Fundamental
Peak	 <p>Site : 03CH15-HY Condition : PEAK_BE_74 3m 91200_15_1620 HORIZONTAL Detector : Peak Project : 911110-03</p>	 <p>Site : 03CH15-HY Condition : PEAK(UNIT) 3m 91200_15_1620 HORIZONTAL Detector : Peak Project : 911110-03</p>
Avg.	 <p>Site : 03CH15-HY Condition : AVG_BE_54 3m 91200_15_1620 HORIZONTAL Detector : Peak Project : 911110-03</p>	Left blank

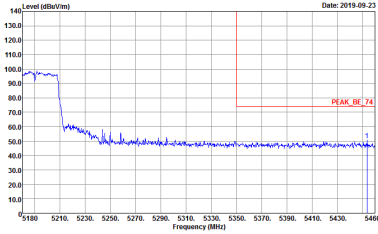
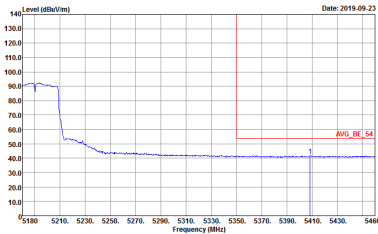


WIFI	Band 1 5150~5250MHz Band Edge @ 3m	
ANT	802.11n HT40 CH38 5190MHz - R	
1	Horizontal	Fundamental
<p>Peak</p>	 <p>Site : 03CH15-HY Condition : PEAK_BE_74 3m 91200_15_1620 HORIZONTAL : RBW:1000.000KHz VBW:3000.000KHz SWF:Auto Detector : Peak Project : 911110-03</p>	<p>Left blank</p>
<p>Avg.</p>	 <p>Site : 03CH15-HY Condition : AVG_BE_54 3m 91200_15_1620 HORIZONTAL : RBW:1000.000KHz VBW:3.000KHz SWF:Auto Detector : Peak Project : 911110-03</p>	<p>Left blank</p>

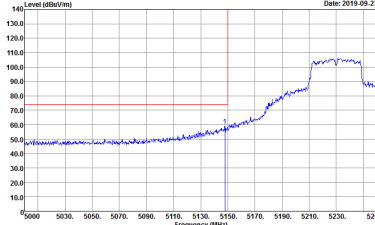
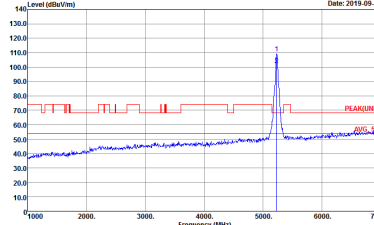
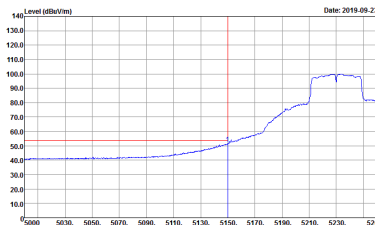


WIFI	Band 1 5150~5250MHz Band Edge @ 3m	
ANT	802.11n HT40 CH38 5190MHz - L	
1	Vertical	Fundamental
Peak	 <p>Site : 03CH15-HY Condition : PEAK_BE_74 3m 91200_15_1620 VERTICAL RBW:1000.000KHz VBW:3000.000KHz SWT:Auto Detector : Peak Project : 911110-03</p>	 <p>Site : 03CH15-HY Condition : PEAK(UNII) 3m 91200_15_1620 VERTICAL RBW:1000.000KHz VBW:3000.000KHz SWT:Auto Detector : Peak Project : 911110-03</p>
Avg.	 <p>Site : 03CH15-HY Condition : AVG_BE_54 3m 91200_15_1620 VERTICAL RBW:1000.000KHz VBW:3.000KHz SWT:Auto Detector : Peak Project : 911110-03</p>	Left blank



WIFI	Band 1 5150~5250MHz Band Edge @ 3m	
ANT	802.11n HT40 CH38 5190MHz - R	
1	Vertical	Fundamental
<p>Peak</p>	 <p>Site : 03CH15-HY Condition : PEAK_BE_74 3m 91200_15_1620 VERTICAL RBW:1000.000KHz VBW:3000.000KHz SWF:Auto Detector : Peak Project : 911110-03</p>	<p>Left blank</p>
<p>Avg.</p>	 <p>Site : 03CH15-HY Condition : AVG_BE_54 3m 91200_15_1620 VERTICAL RBW:1000.000KHz VBW:3.000KHz SWF:Auto Detector : Peak Project : 911110-03</p>	<p>Left blank</p>

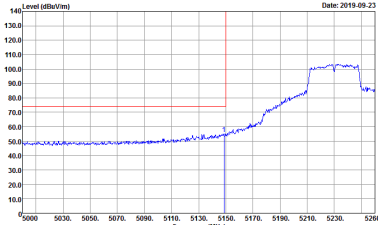
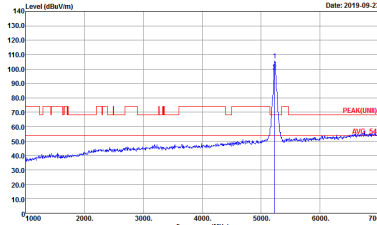
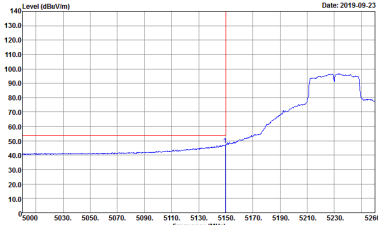


WIFI	Band 1 5150~5250MHz Band Edge @ 3m	
ANT	802.11n HT40 CH46 5230MHz - L	
1	Horizontal	Fundamental
Peak	 <p>Site : 03CH15-HY Condition : PEAK_BE_74 3m 91200_15_1620 HORIZONTAL RBW:1000.000KHz VBW:3000.000KHz SWT:Auto Detector : Peak Project : 911110-03</p>	 <p>Site : 03CH15-HY Condition : PEAK(UNII) 3m 91200_15_1620 HORIZONTAL RBW:1000.000KHz VBW:3000.000KHz SWT:Auto Detector : Peak Project : 911110-03</p>
Avg.	 <p>Site : 03CH15-HY Condition : AVG_BE_54 3m 91200_15_1620 HORIZONTAL RBW:1000.000KHz VBW:3.000KHz SWT:Auto Detector : Peak Project : 911110-03</p>	Left blank

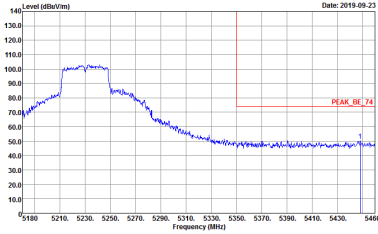
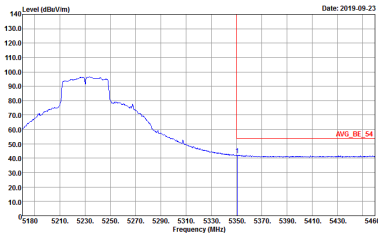


WIFI	Band 1 5150~5250MHz Band Edge @ 3m	
ANT	802.11n HT40 CH46 5230MHz - R	
1	Horizontal	Fundamental
Peak	<p>Site : 03CH15-HY Condition : PEAK_BE_74 3m 91200_15_1620 HORIZONTAL RBW:1000.000KHz VBW:3000.000KHz SWF:Auto Detector : Peak Project : 911110-03</p>	Left blank
Avg.	<p>Site : 03CH15-HY Condition : AVG_BE_54 3m 91200_15_1620 HORIZONTAL RBW:1000.000KHz VBW:3.000KHz SWF:Auto Detector : Peak Project : 911110-03</p>	Left blank



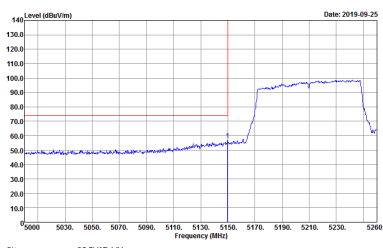
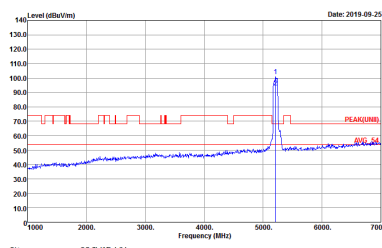
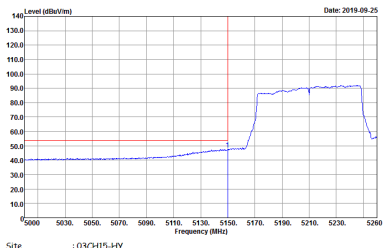
WIFI	Band 1 5150~5250MHz Band Edge @ 3m	
ANT	802.11n HT40 CH46 5230MHz - L	
1	Vertical	Fundamental
Peak	 <p>Site : 03CH15-HY Condition : PEAK_BE_74 3m 91200_15_1620 VERTICAL RBW:1000.000KHz VBW:3000.000KHz SWT:Auto Detector : Peak Project : 911110-03</p>	 <p>Site : 03CH15-HY Condition : PEAK(UNII) 3m 91200_15_1620 VERTICAL RBW:1000.000KHz VBW:3000.000KHz SWT:Auto Detector : Peak Project : 911110-03</p>
Avg.	 <p>Site : 03CH15-HY Condition : AVG_BE_54 3m 91200_15_1620 VERTICAL RBW:1000.000KHz VBW:3.000KHz SWT:Auto Detector : Peak Project : 911110-03</p>	Left blank



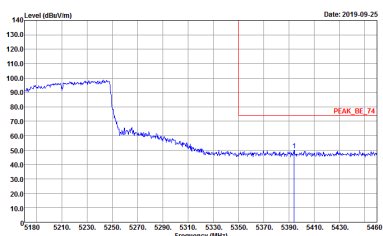
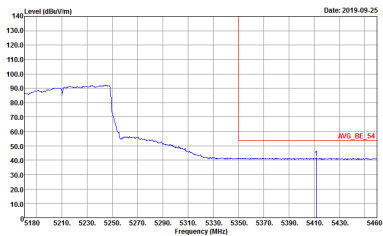
WIFI	Band 1 5150~5250MHz Band Edge @ 3m	
ANT	802.11n HT40 CH46 5230MHz - R	
1	Vertical	Fundamental
<p>Peak</p>	 <p>Site : 03CH15-HY Condition : PEAK_BE_74 3m 91200_15_1620 VERTICAL RBW:1000.000kHz VBW:3000.000kHz SWF:Auto Detector : Peak Project : 911110-03</p>	<p>Left blank</p>
<p>Avg.</p>	 <p>Site : 03CH15-HY Condition : AVG_BE_54 3m 91200_15_1620 VERTICAL RBW:1000.000kHz VBW:3.000kHz SWF:Auto Detector : Peak Project : 911110-03</p>	<p>Left blank</p>



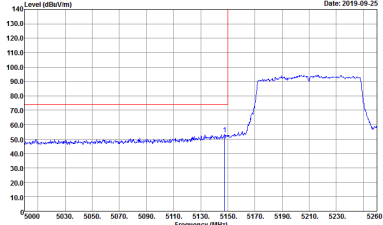
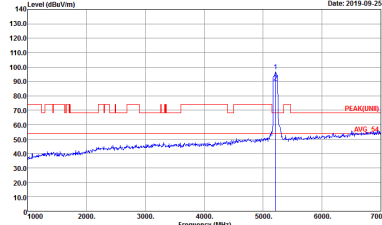
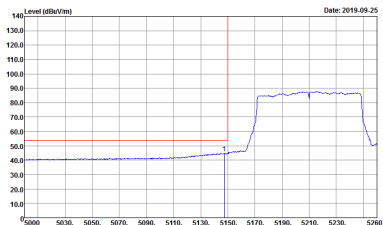
Band 1 5150~5250MHz
WIFI 802.11ac VHT80 (Band Edge @ 3m)

WIFI	Band 1 5150~5250MHz Band Edge @ 3m	
ANT	802.11ac VHT80 CH42 5210MHz - L	
1	Horizontal	Fundamental
Peak	 <p>Site : 03CH15-HY Condition : PEAK_BE_74 3m 91200_15_1620 HORIZONTAL RBW:1000.000kHz VBW:3000.000kHz SWT:Auto Detector : Peak Project : 911110-03 Setting : 15</p>	 <p>Site : 03CH15-HY Condition : PEAK(UNIT) 3m 91200_15_1620 HORIZONTAL RBW:1000.000kHz VBW:3000.000kHz SWT:Auto Detector : Peak Project : 911110-03 Setting : 15</p>
Avg.	 <p>Site : 03CH15-HY Condition : AVG_BE_54 3m 91200_15_1620 HORIZONTAL RBW:1000.000kHz VBW:3.000kHz SWT:Auto Detector : Peak Project : 911110-03 Setting : 15</p>	Left blank

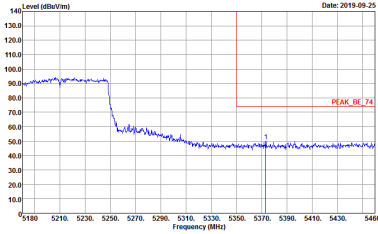
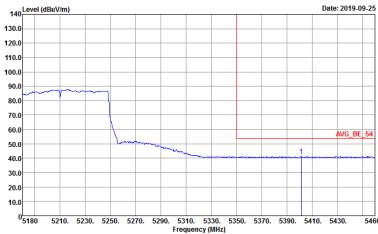


WIFI	Band 1 5150~5250MHz Band Edge @ 3m	
ANT	802.11ac VHT80 CH42 5210MHz - R	
1	Horizontal	Fundamental
<p>Peak</p>	 <p>Site : 03CH15-HY Condition : PEAK_BE_74 3m 91200_15_1620 HORIZONTAL RBW:1000.000KHz VBW:3000.000KHz SWF:Auto Detector : Peak Project : 911110-03 Setting : 15</p>	<p>Left blank</p>
<p>Avg.</p>	 <p>Site : 03CH15-HY Condition : AVG_BE_54 3m 91200_15_1620 HORIZONTAL RBW:1000.000KHz VBW:3.000KHz SWF:Auto Detector : Peak Project : 911110-03 Setting : 15</p>	<p>Left blank</p>



WIFI	Band 1 5150~5250MHz Band Edge @ 3m	
ANT	802.11ac VHT80 CH42 5210MHz - L	
1	Vertical	Fundamental
Peak	 <p>Site : 03CH15-HY Condition : PEAK_8E_74 3m 91200_15_1620 VERTICAL RBW:1000.000KHz VBW:3000.000KHz SWT:Auto Detector : Peak Project : 911110-03 Setting : 15</p>	 <p>Site : 03CH15-HY Condition : PEAK(UNII) 3m 91200_15_1620 VERTICAL RBW:1000.000KHz VBW:3000.000KHz SWT:Auto Detector : Peak Project : 911110-03 Setting : 15</p>
Avg.	 <p>Site : 03CH15-HY Condition : AVG_8E_54 3m 91200_15_1620 VERTICAL RBW:1000.000KHz VBW:3.000KHz SWT:Auto Detector : Peak Project : 911110-03 Setting : 15</p>	Left blank



WIFI	Band 1 5150~5250MHz Band Edge @ 3m	
ANT	802.11ac VHT80 CH42 5210MHz - R	
1	Vertical	Fundamental
<p>Peak</p>	 <p>Site : 03CH15-HY Condition : PEAK_BE_74 3m 91200_15_1620 VERTICAL RBW:1000.000KHz VBW:3000.000KHz SWF:Auto Detector : Peak Project : 911110-03 Setting : 15</p>	<p>Left blank</p>
<p>Avg.</p>	 <p>Site : 03CH15-HY Condition : AVG_BE_54 3m 91200_15_1620 VERTICAL RBW:1000.000KHz VBW:3.000KHz SWF:Auto Detector : Peak Project : 911110-03 Setting : 15</p>	<p>Left blank</p>



Band 1 - 5150~5250MHz
WIFI 802.11a (Harmonic @ 3m)

Table with 2 columns: Horizontal and Vertical. Each column contains a spectral plot of Level (dBuV/m) vs Frequency (MHz) with peak and average values indicated. Includes metadata like Site, Condition, Detector, and Project.

Peak
Avg.



WIFI	Band 1 5150~5250MHz Harmonic @ 3m	
ANT	802.11a CH44 5220MHz	
1	Horizontal	Vertical
Peak Avg.	<p>Site : 03CH15-HY Condition : PEAK(UNII) 3m 91200_15_1620 HORIZONTAL Detector : Peak Project : 911110-03</p>	<p>Site : 03CH15-HY Condition : PEAK(UNII) 3m 91200_15_1620 VERTICAL Detector : Peak Project : 911110-03</p>



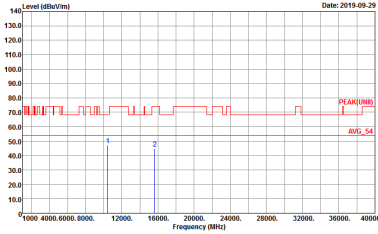
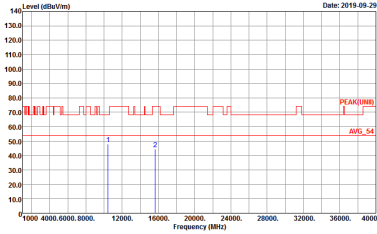
WIFI	Band 1 5150~5250MHz Harmonic @ 3m	
ANT	802.11a CH48 5240MHz	
1	Horizontal	Vertical
Peak Avg.	<p>Site : 03CH15-HY Condition : PEAK(UNID) 3m 91200_15_1620 HORIZONTAL Detector : Peak Project : 911110-03</p>	<p>Site : 03CH15-HY Condition : PEAK(UNID) 3m 91200_15_1620 VERTICAL Detector : Peak Project : 911110-03</p>



**Band 1 5150~5250MHz
WIFI 802.11n HT20 (Harmonic @ 3m)**

WIFI	Band 1 5150~5250MHz Harmonic @ 3m	
ANT	802.11n HT20 CH36 5180MHz	
1	Horizontal	Vertical
Peak Avg.	<p>Site : 03CH15-HY Condition : PEAK(UNII) 3m 91200_15_1620 HORIZONTAL Detector : Peak Project : 911110-03</p>	<p>Site : 03CH15-HY Condition : PEAK(UNII) 3m 91200_15_1620 VERTICAL Detector : Peak Project : 911110-03</p>



WIFI	Band 1 5150~5250MHz Harmonic @ 3m	
ANT	802.11n HT20 CH44 5220MHz	
1	Horizontal	Vertical
<p>Peak</p> <p>Avg.</p>	 <p>Site : 03CH15-HY Condition : PEAK(UNID) 3m 91200_15_1620 HORIZONTAL Detector : Peak Project : 911110-03</p>	 <p>Site : 03CH15-HY Condition : PEAK(UNID) 3m 91200_15_1620 VERTICAL Detector : Peak Project : 911110-03</p>



WIFI	Band 1 5150~5250MHz Harmonic @ 3m	
ANT	802.11n HT20 CH48 5240MHz	
1	Horizontal	Vertical
Peak Avg.	<p>Site : 03CH15-HY Condition : PEAK(UNED) 3m 91200_15_1620 HORIZONTAL Detector : Peak Project : 911110-03</p>	<p>Site : 03CH15-HY Condition : PEAK(UNED) 3m 91200_15_1620 VERTICAL Detector : Peak Project : 911110-03</p>



**Band 1 5150~5250MHz
WIFI 802.11n HT40 (Harmonic @ 3m)**

WIFI	Band 1 5150~5250MHz Harmonic @ 3m	
ANT	802.11n HT40 CH38 5190MHz	
1	Horizontal	Vertical
Peak Avg.	<p>Site : 03CH15-HY Condition : PEAK(UNII) 3m 91200_15_1620 HORIZONTAL Detector : Peak Project : 911110-03</p>	<p>Site : 03CH15-HY Condition : PEAK(UNII) 3m 91200_15_1620 VERTICAL Detector : Peak Project : 911110-03</p>



WIFI	Band 1 5150~5250MHz Harmonic @ 3m	
ANT	802.11n HT40 CH46 5230MHz	
1	Horizontal	Vertical
<p>Peak</p> <p>Avg.</p>	<p>Site : 03CH15-HY Condition : PEAK(UNID) 3m 91200_15_1620 HORIZONTAL Detector : Peak Project : 911110-03</p>	<p>Site : 03CH15-HY Condition : PEAK(UNID) 3m 91200_15_1620 VERTICAL Detector : Peak Project : 911110-03</p>



Band 1 5150~5250MHz
WIFI 802.11ac VHT80 (Harmonic @ 3m)

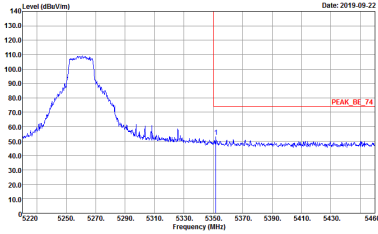
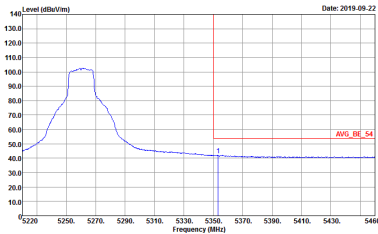
Table with 2 columns: WIFI, ANT. Row 1: Band 1 5150~5250MHz Harmonic @ 3m. Row 2: 802.11ac VHT80 CH42 5210MHz. Row 3: 1, Horizontal, Vertical. Row 4: Peak, Avg. (with graphs and site info).



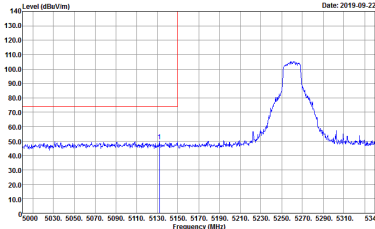
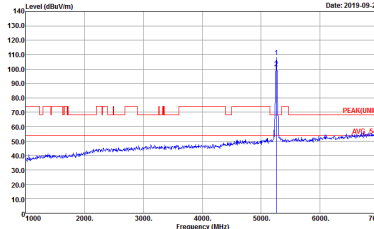
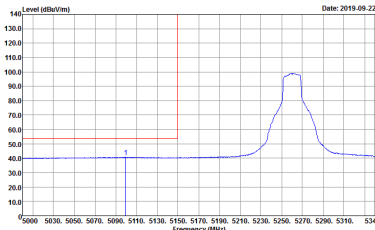
Band 2 - 5250~5350MHz
WIFI 802.11a (Band Edge @ 3m)

WIFI	Band 2 5250~5350MHz Band Edge @ 3m	
ANT	802.11a CH52 5260MHz - L	
1	Horizontal	Fundamental
Peak	<p> Site : 03CH15-HY Condition : PEAK_BE_74 3m 9120D_15_1620 HORIZONTAL Detector : Peak Project : 911110-03 </p>	<p> Site : 03CH15-HY Condition : PEAK(UNII) 3m 9120D_15_1620 HORIZONTAL Detector : Peak Project : 911110-03 </p>
Avg.	<p> Site : 03CH15-HY Condition : AVG_BE_54 3m 9120D_15_1620 HORIZONTAL Detector : Peak Project : 911110-03 </p>	Left blank

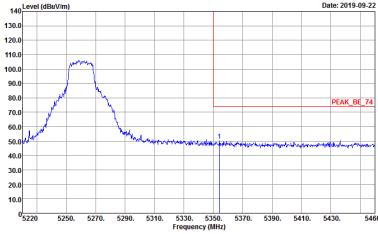
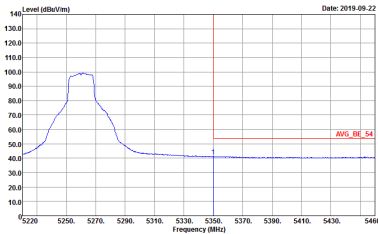


WIFI	Band 2 5250~5350MHz Band Edge @ 3m	
ANT	802.11a CH52 5260MHz - R	
1	Horizontal	Fundamental
<p>Peak</p>	 <p>Site : 03CH15-HY Condition : PEAK_BE_74 3m 91200_15_1620 HORIZONTAL : RBW:1000.000KHz VBW:3000.000KHz SWF:Auto Detector : Peak Project : 911110-03</p>	<p>Left blank</p>
<p>Avg.</p>	 <p>Site : 03CH15-HY Condition : AVG_BE_54 3m 91200_15_1620 HORIZONTAL : RBW:1000.000KHz VBW:1.000KHz SWF:Auto Detector : Peak Project : 911110-03</p>	<p>Left blank</p>

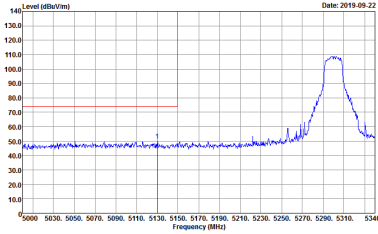
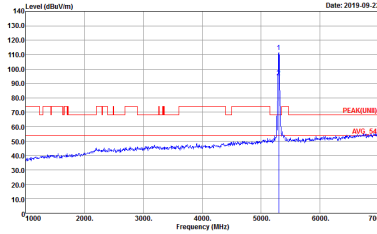
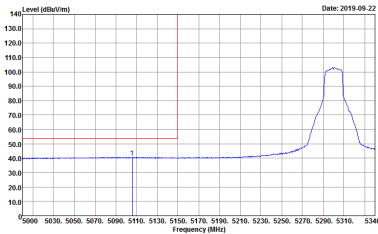


WIFI	Band 2 5250~5350MHz Band Edge @ 3m	
ANT	802.11a CH52 5260MHz - L	
1	Vertical	Fundamental
Peak	 <p>Site : 03CH15-HY Condition : PEAK_8E_74 3m 91200_15_1620 VERTICAL RBW:1000.000KHz VBW:3000.000KHz SWT:Auto Detector : Peak Project : 911110-03</p>	 <p>Site : 03CH15-HY Condition : PEAK(UNII) 3m 91200_15_1620 VERTICAL RBW:1000.000KHz VBW:3000.000KHz SWT:Auto Detector : Peak Project : 911110-03</p>
Avg.	 <p>Site : 03CH15-HY Condition : AVG_8E_54 3m 91200_15_1620 VERTICAL RBW:1000.000KHz VBW:1.000KHz SWT:Auto Detector : Peak Project : 911110-03</p>	Left blank

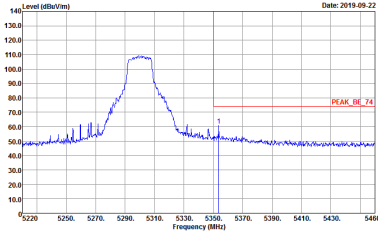
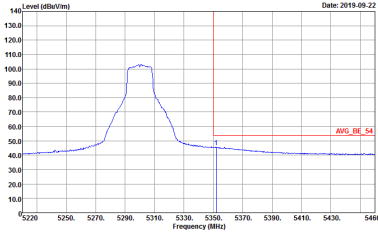


WIFI	Band 2 5250~5350MHz Band Edge @ 3m	
ANT	802.11a CH52 5260MHz - R	
1	Vertical	Fundamental
<p>Peak</p>	 <p>Site : 03CH15-HY Condition : PEAK_BE_74 3m 91200_15_1620 VERTICAL : RBW:1000.000KHz VBW:3000.000KHz SWF:Auto Detector : Peak Project : 911110-03</p>	<p>Left blank</p>
<p>Avg.</p>	 <p>Site : 03CH15-HY Condition : AVG_BE_54 3m 91200_15_1620 VERTICAL : RBW:1000.000KHz VBW:1.000KHz SWF:Auto Detector : Peak Project : 911110-03</p>	<p>Left blank</p>



WIFI	Band 2 5250~5350MHz Band Edge @ 3m	
ANT	802.11a CH60 5300MHz - L	
1	Horizontal	Fundamental
Peak	 <p>Site : 03CH15-HY Condition : PEAK_BE_74 3m 91200_15_1620 HORIZONTAL RBW:1000.000KHz VBW:3000.000KHz SWT:Auto Detector : Peak Project : 911110-03</p>	 <p>Site : 03CH15-HY Condition : PEAK(UNII) 3m 91200_15_1620 HORIZONTAL RBW:1000.000KHz VBW:3000.000KHz SWT:Auto Detector : Peak Project : 911110-03</p>
Avg.	 <p>Site : 03CH15-HY Condition : AVG_BE_54 3m 91200_15_1620 HORIZONTAL RBW:1000.000KHz VBW:1000KHz SWT:Auto Detector : Peak Project : 911110-03</p>	Left blank

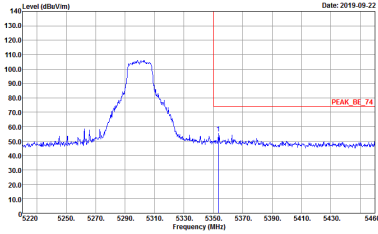
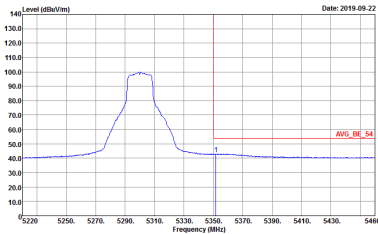


WIFI	Band 2 5250~5350MHz Band Edge @ 3m	
ANT	802.11a CH60 5300MHz - R	
1	Horizontal	Fundamental
<p>Peak</p>	 <p>Site : 03CH15-HY Condition : PEAK_BE_74 3m 91200_15_1620 HORIZONTAL : RBW:1000.000KHz VBW:3000.000KHz SWF:Auto Detector : Peak Project : 911110-03</p>	<p>Left blank</p>
<p>Avg.</p>	 <p>Site : 03CH15-HY Condition : AVG_BE_54 3m 91200_15_1620 HORIZONTAL : RBW:1000.000KHz VBW:1.000KHz SWF:Auto Detector : Peak Project : 911110-03</p>	<p>Left blank</p>

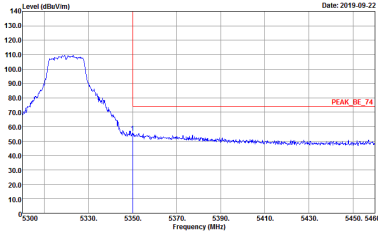
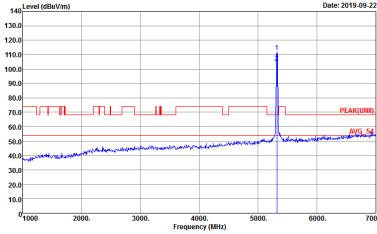
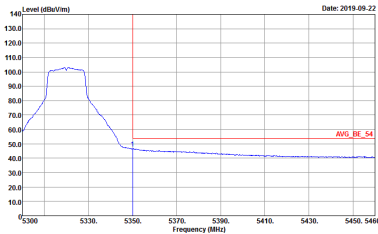


WIFI	Band 2 5250~5350MHz Band Edge @ 3m	
ANT	802.11a CH60 5300MHz - L	
1	Vertical	Fundamental
Peak	<p>Site : 03CH15-HY Condition : PEAK_8E_74 3m 91200_15_1620 VERTICAL RBW:1000.000KHz VBW:3000.000KHz SWT:Auto Detector : Peak Project : 911110-03</p>	<p>Site : 03CH15-HY Condition : PEAK(UNII) 3m 91200_15_1620 VERTICAL RBW:1000.000KHz VBW:3000.000KHz SWT:Auto Detector : Peak Project : 911110-03</p>
Avg.	<p>Site : 03CH15-HY Condition : AVG_8E_54 3m 91200_15_1620 VERTICAL RBW:1000.000KHz VBW:1.000KHz SWT:Auto Detector : Peak Project : 911110-03</p>	Left blank

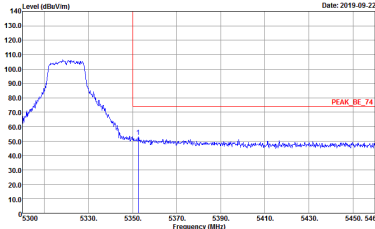
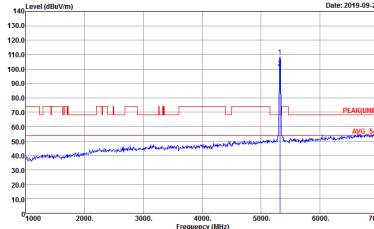
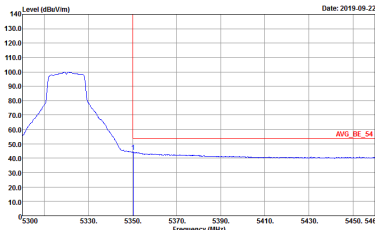


WIFI	Band 2 5250~5350MHz Band Edge @ 3m	
ANT	802.11a CH60 5300MHz - R	
1	Vertical	Fundamental
<p>Peak</p>	 <p>Site : 03CH15-HY Condition : PEAK_BE_74 3m 91200_15_1620 VERTICAL : RBW:1000.000KHz VBW:3000.000KHz SWF:Auto Detector : Peak Project : 911110-03</p>	<p>Left blank</p>
<p>Avg.</p>	 <p>Site : 03CH15-HY Condition : AVG_BE_54 3m 91200_15_1620 VERTICAL : RBW:1000.000KHz VBW:1.000KHz SWF:Auto Detector : Peak Project : 911110-03</p>	<p>Left blank</p>



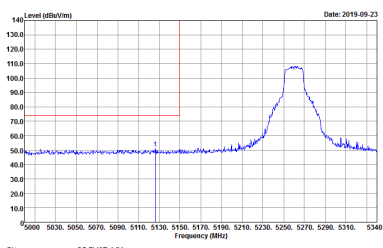
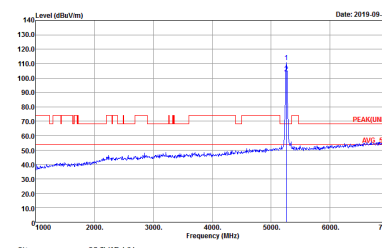
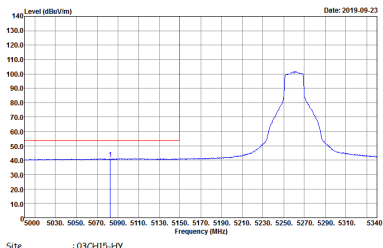
WIFI	Band 2 5250~5350MHz Band Edge @ 3m	
ANT	802.11a CH64 5320MHz	
1	Horizontal	Fundamental
Peak	 <p>Site : 03CH15-HY Condition : PEAK_BE_74 3m 91200_15_1620 HORIZONTAL RBW:1000.000KHz VBW:3000.000KHz SWT:Auto Detector : Peak Project : 911110-03</p>	 <p>Site : 03CH15-HY Condition : PEAK(UNII) 3m 91200_15_1620 HORIZONTAL RBW:1000.000KHz VBW:3000.000KHz SWT:Auto Detector : Peak Project : 911110-03</p>
Avg.	 <p>Site : 03CH15-HY Condition : AVG_BE_54 3m 91200_15_1620 HORIZONTAL RBW:1000.000KHz VBW:1000KHz SWT:Auto Detector : Peak Project : 911110-03</p>	Left blank



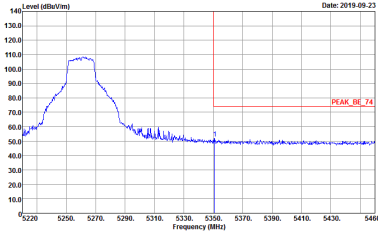
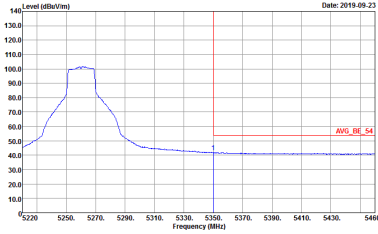
WIFI	Band 2 5250~5350MHz Band Edge @ 3m	
ANT	802.11a CH64 5320MHz	
1	Vertical	Fundamental
Peak	 <p>Site : 03CH15-HY Condition : PEAK_BE_74 3m 91200_15_1620 VERTICAL RBW:1000.000KHz VBW:3000.000KHz SWT:Auto Detector : Peak Project : 911110-03</p>	 <p>Site : 03CH15-HY Condition : PEAK(UNII) 3m 91200_15_1620 VERTICAL RBW:1000.000KHz VBW:3000.000KHz SWT:Auto Detector : Peak Project : 911110-03</p>
Avg.	 <p>Site : 03CH15-HY Condition : AVG_BE_54 3m 91200_15_1620 VERTICAL RBW:1000.000KHz VBW:1.000KHz SWT:Auto Detector : Peak Project : 911110-03</p>	Left blank



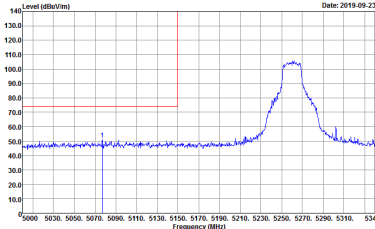
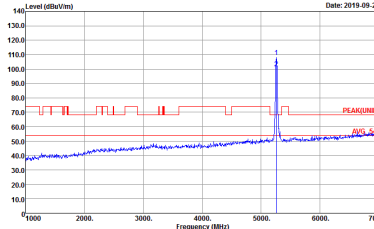
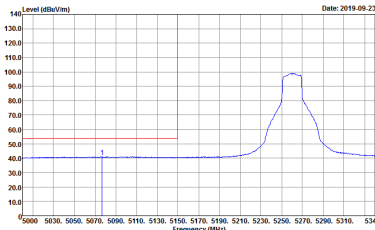
Band 2 5250~5350MHz
WIFI 802.11n HT20 (Band Edge @ 3m)

WIFI	Band 2 5250~5350MHz Band Edge @ 3m	
ANT	802.11n HT20 CH52 5260MHz - L	
1	Horizontal	Fundamental
Peak	 <p>Site : 03CH15-HY Condition : PEAK_BE_74 3m 91200_15_1620 HORIZONTAL Detector : Peak Project : 911110-03</p>	 <p>Site : 03CH15-HY Condition : PEAK(UNIT) 3m 91200_15_1620 HORIZONTAL Detector : Peak Project : 911110-03</p>
Avg.	 <p>Site : 03CH15-HY Condition : AVG_BE_54 3m 91200_15_1620 HORIZONTAL Detector : Peak Project : 911110-03</p>	Left blank



WIFI	Band 2 5250~5350MHz Band Edge @ 3m	
ANT	802.11n HT20 CH52 5260MHz - R	
1	Horizontal	Fundamental
<p>Peak</p>	 <p>Site : 03CH15-HY Condition : PEAK_BE_74 3m 91200_15_1620 HORIZONTAL : RBW:1000.000KHz VBW:3000.000KHz SWF:Auto Detector : Peak Project : 911110-03</p>	<p>Left blank</p>
<p>Avg.</p>	 <p>Site : 03CH15-HY Condition : AVG_BE_54 3m 91200_15_1620 HORIZONTAL : RBW:1000.000KHz VBW:1.000KHz SWF:Auto Detector : Peak Project : 911110-03</p>	<p>Left blank</p>

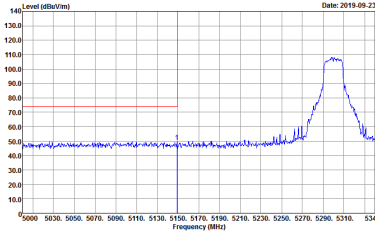
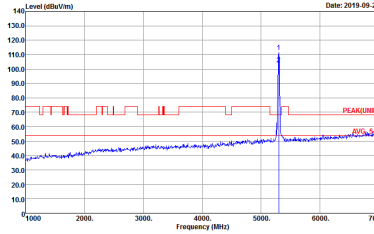
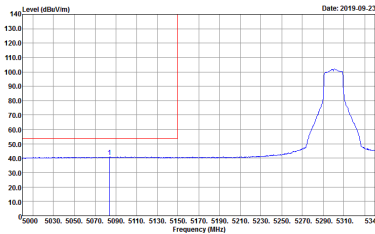


WIFI	Band 2 5250~5350MHz Band Edge @ 3m	
ANT	802.11n HT20 CH52 5260MHz - L	
1	Vertical	Fundamental
Peak	 <p>Site : 03CH15-HY Condition : PEAK_8E_74 3m 91200_15_1620 VERTICAL RBW:1000.000KHz VBW:3000.000KHz SWT:Auto Detector : Peak Project : 911110-03</p>	 <p>Site : 03CH15-HY Condition : PEAK(UNII) 3m 91200_15_1620 VERTICAL RBW:1000.000KHz VBW:3000.000KHz SWT:Auto Detector : Peak Project : 911110-03</p>
Avg.	 <p>Site : 03CH15-HY Condition : AVG_8E_54 3m 91200_15_1620 VERTICAL RBW:1000.000KHz VBW:1.000KHz SWT:Auto Detector : Peak Project : 911110-03</p>	Left blank

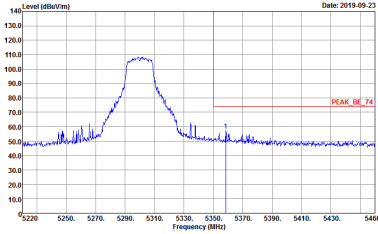
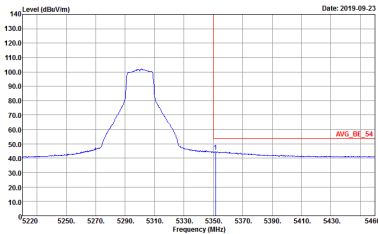


WIFI	Band 2 5250~5350MHz Band Edge @ 3m	
ANT	802.11n HT20 CH52 5260MHz - R	
1	Vertical	Fundamental
Peak	<p>Site : 03CH15-HY Condition : PEAK_BE_74 3m 91200_15_1620 VERTICAL RBW:1000.000KHz VBW:3000.000KHz SWF:Auto Detector : Peak Project : 911110-03</p>	Left blank
Avg.	<p>Site : 03CH15-HY Condition : AVG_BE_54 3m 91200_15_1620 VERTICAL RBW:1000.000KHz VBW:1.000KHz SWF:Auto Detector : Peak Project : 911110-03</p>	Left blank

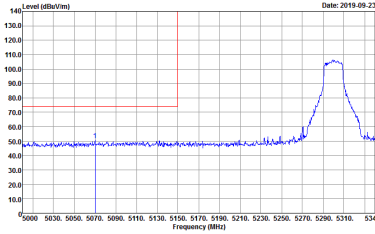
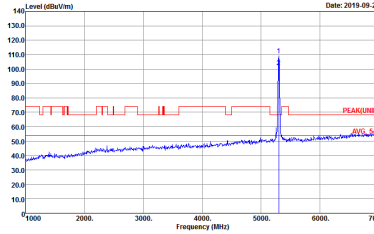
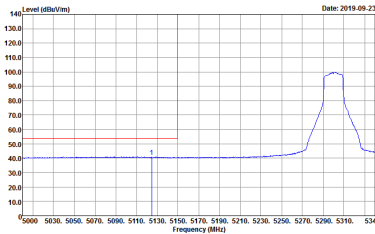


WIFI	Band 2 5250~5350MHz Band Edge @ 3m	
ANT	802.11n HT20 CH60 5300MHz - L	
1	Horizontal	Fundamental
Peak	 <p>Site : 03CH15-HY Condition : PEAK_8E_74 3m 91200_15_1620 HORIZONTAL RBW:1000.000KHz VBW:3000.000KHz SWT:Auto Detector : Peak Project : 911110-03</p>	 <p>Site : 03CH15-HY Condition : PEAK(UNII) 3m 91200_15_1620 HORIZONTAL RBW:1000.000KHz VBW:3000.000KHz SWT:Auto Detector : Peak Project : 911110-03</p>
Avg.	 <p>Site : 03CH15-HY Condition : AVG_8E_54 3m 91200_15_1620 HORIZONTAL RBW:1000.000KHz VBW:1000KHz SWT:Auto Detector : Peak Project : 911110-03</p>	Left blank

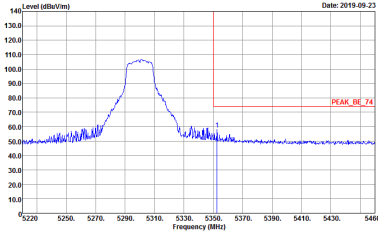
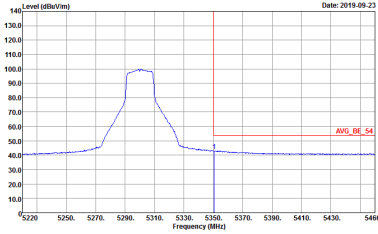


WIFI	Band 2 5250~5350MHz Band Edge @ 3m	
ANT	802.11n HT20 CH60 5300MHz - R	
1	Horizontal	Vertical
<p>Peak</p>	 <p>Site : 03CH15-HY Condition : PEAK_BE_74 3m 91200_15_1620 HORIZONTAL : RBW:1000.000KHz VBW:3000.000KHz SWF:Auto Detector : Peak Project : 911110-03</p>	<p>Left blank</p>
<p>Avg.</p>	 <p>Site : 03CH15-HY Condition : AVG_BE_54 3m 91200_15_1620 HORIZONTAL : RBW:1000.000KHz VBW:1.000KHz SWF:Auto Detector : Peak Project : 911110-03</p>	<p>Left blank</p>



WIFI	Band 2 5250~5350MHz Band Edge @ 3m	
ANT	802.11n HT20 CH60 5300MHz - L	
1	Vertical	Fundamental
Peak	 <p>Site : 03CH15-HY Condition : PEAK_8E_74 3m 91200_15_1620 VERTICAL RBW:1000.000KHz VBW:3000.000KHz SWT:Auto Detector : Peak Project : 911110-03</p>	 <p>Site : 03CH15-HY Condition : PEAK(UNII) 3m 91200_15_1620 VERTICAL RBW:1000.000KHz VBW:3000.000KHz SWT:Auto Detector : Peak Project : 911110-03</p>
Avg.	 <p>Site : 03CH15-HY Condition : AVG_8E_54 3m 91200_15_1620 VERTICAL RBW:1000.000KHz VBW:1.000KHz SWT:Auto Detector : Peak Project : 911110-03</p>	Left blank

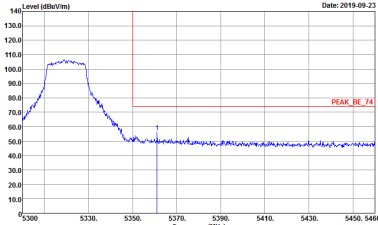
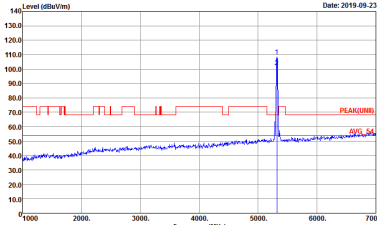
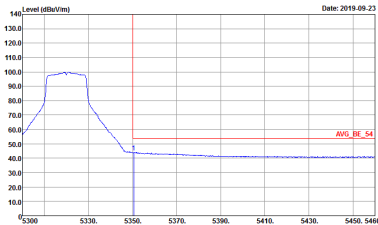


WIFI	Band 2 5250~5350MHz Band Edge @ 3m	
ANT	802.11n HT20 CH60 5300MHz - R	
1	Vertical	Fundamental
<p>Peak</p>	 <p>Site : 03CH15-HY Condition : PEAK_BE_74 3m 91200_15_1620 VERTICAL RBW:1000.000KHz VBW:3000.000KHz SWF:Auto Detector : Peak Project : 911110-03</p>	<p>Left blank</p>
<p>Avg.</p>	 <p>Site : 03CH15-HY Condition : AVG_BE_54 3m 91200_15_1620 VERTICAL RBW:1000.000KHz VBW:1.000KHz SWF:Auto Detector : Peak Project : 911110-03</p>	<p>Left blank</p>



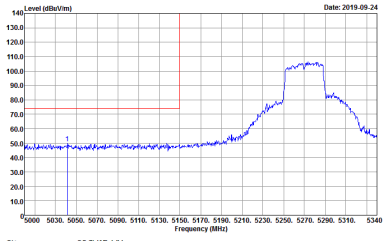
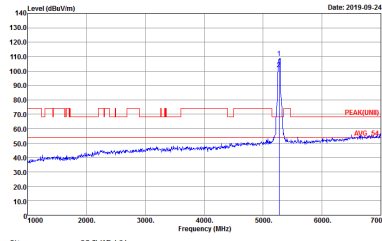
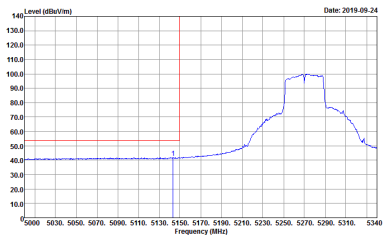
WIFI	Band 2 5250~5350MHz Band Edge @ 3m	
ANT	802.11n HT20 CH64 5320MHz	
1	Horizontal	Fundamental
<p>Peak</p>	<p>Site : 03CH15-HY Condition : PEAK_BE_74 3m 91200_15_1620 HORIZONTAL RBW:1000.000KHz VBW:3000.000KHz SWT:Auto Detector : Peak Project : 911110-03</p>	<p>Site : 03CH15-HY Condition : PEAK(UNII) 3m 91200_15_1620 HORIZONTAL RBW:1000.000KHz VBW:3000.000KHz SWT:Auto Detector : Peak Project : 911110-03</p>
<p>Avg.</p>	<p>Site : 03CH15-HY Condition : AVG_BE_54 3m 91200_15_1620 HORIZONTAL RBW:1000.000KHz VBW:1000KHz SWT:Auto Detector : Peak Project : 911110-03</p>	<p>Left blank</p>



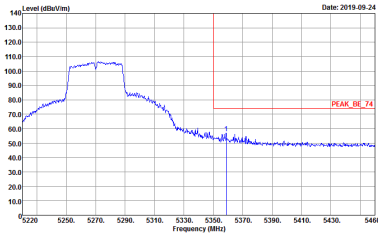
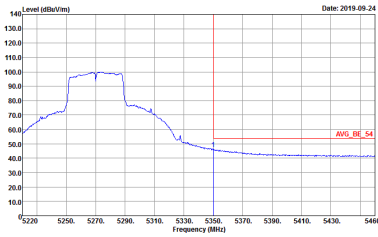
WIFI	Band 2 5250~5350MHz Band Edge @ 3m	
ANT	802.11n HT20 CH64 5320MHz	
1	Vertical	Fundamental
Peak	 <p>Site : 03CH15-HY Condition : PEAK_BE_74 3m 91200_15_1620 VERTICAL RBW:1000.000KHz VBW:3000.000KHz SWT:Auto Detector : Peak Project : 911110-03</p>	 <p>Site : 03CH15-HY Condition : PEAK(UNII) 3m 91200_15_1620 VERTICAL RBW:1000.000KHz VBW:3000.000KHz SWT:Auto Detector : Peak Project : 911110-03</p>
Avg.	 <p>Site : 03CH15-HY Condition : AVG_BE_54 3m 91200_15_1620 VERTICAL RBW:1000.000KHz VBW:1.000KHz SWT:Auto Detector : Peak Project : 911110-03</p>	Left blank



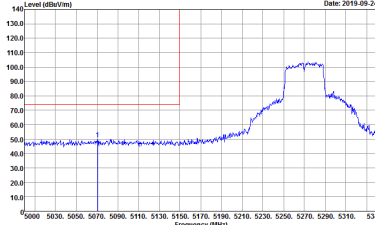
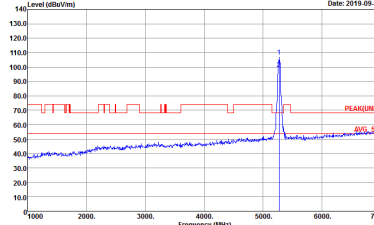
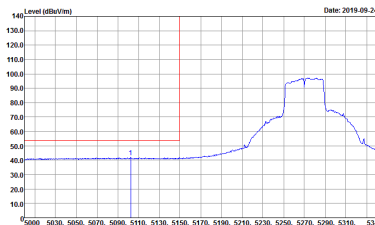
Band 2 5250~5350MHz
WIFI 802.11n HT40 (Band Edge @ 3m)

WIFI	Band 2 5250~5350MHz Band Edge @ 3m	
ANT	802.11n HT40 CH54 5270 - L	
1	Horizontal	Fundamental
Peak	 <p>Site : 03CH15-HY Condition : PEAK_BE_74 3m 91200_15_1620 HORIZONTAL RBW:1000.000KHz VBW:3000.000KHz SWT:Auto Detector : Peak Project : 911110-03</p>	 <p>Site : 03CH15-HY Condition : PEAK(UNIT) 3m 91200_15_1620 HORIZONTAL RBW:1000.000KHz VBW:3000.000KHz SWT:Auto Detector : Peak Project : 911110-03</p>
Avg.	 <p>Site : 03CH15-HY Condition : AVG_BE_54 3m 91200_15_1620 HORIZONTAL RBW:1000.000KHz VBW:3.000KHz SWT:Auto Detector : Peak Project : 911110-03</p>	Left blank

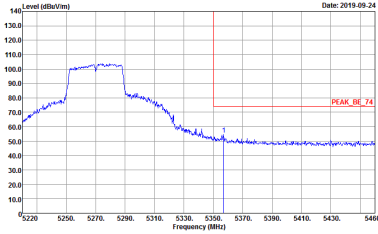
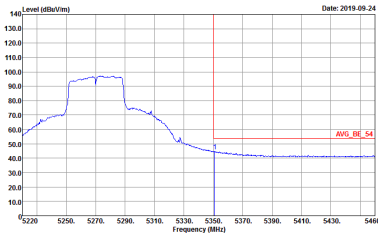


WIFI	Band 2 5250~5350MHz Band Edge @ 3m	
ANT	802.11n HT40 CH54 5270 - R	
1	Horizontal	Fundamental
<p>Peak</p>	 <p>Site : 03CH15-HY Condition : PEAK_BE_74 3m 91200_15_1620 HORIZONTAL RBW:1000.000KHz VBW:3000.000KHz SWF:Auto Detector : Peak Project : 911110-03</p>	<p>Left blank</p>
<p>Avg.</p>	 <p>Site : 03CH15-HY Condition : AVG_BE_54 3m 91200_15_1620 HORIZONTAL RBW:1000.000KHz VBW:3.000KHz SWF:Auto Detector : Peak Project : 911110-03</p>	<p>Left blank</p>

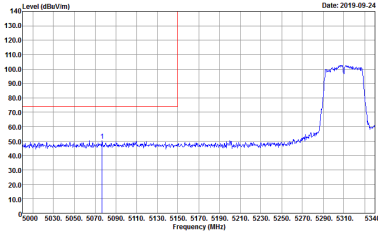
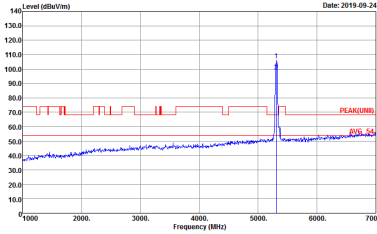
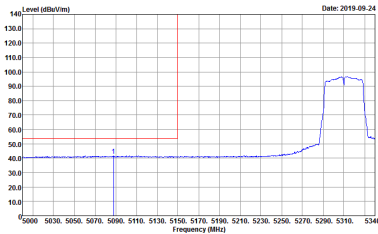


WIFI	Band 2 5250~5350MHz Band Edge @ 3m	
ANT	802.11n HT40 CH54 5270 - L	
1	Vertical	Vertical
Peak	 <p>Site : 03CH15-HY Condition : PEAK_8E_74 3m 91200_15_1620 VERTICAL RBW:1000.000KHz VBW:3000.000KHz SWT:Auto Detector : Peak Project : 911110-03</p>	 <p>Site : 03CH15-HY Condition : PEAK(UNII) 3m 91200_15_1620 VERTICAL RBW:1000.000KHz VBW:3000.000KHz SWT:Auto Detector : Peak Project : 911110-03</p>
Avg.	 <p>Site : 03CH15-HY Condition : AVG_8E_54 3m 91200_15_1620 VERTICAL RBW:1000.000KHz VBW:3.000KHz SWT:Auto Detector : Peak Project : 911110-03</p>	Left blank

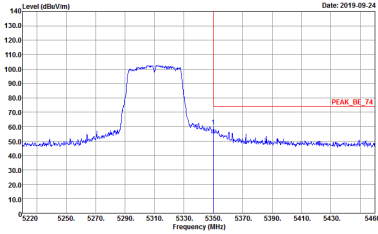
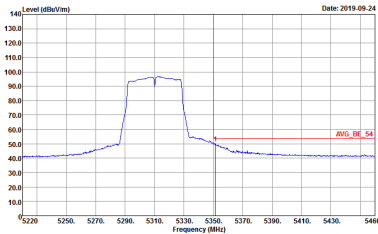


WIFI	Band 2 5250~5350MHz Band Edge @ 3m	
ANT	802.11n HT40 CH54 5270 - R	
1	Vertical	Vertical
<p>Peak</p>	 <p>Site : 03CH15-HY Condition : PEAK_BE_74 3m 91200_15_1620 VERTICAL RBW:1000.000kHz VBW:3000.000kHz SWF:Auto Detector : Peak Project : 911110-03</p>	<p>Left blank</p>
<p>Avg.</p>	 <p>Site : 03CH15-HY Condition : AVG_BE_54 3m 91200_15_1620 VERTICAL RBW:1000.000kHz VBW:3.000kHz SWF:Auto Detector : Peak Project : 911110-03</p>	<p>Left blank</p>

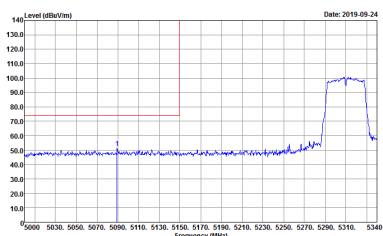
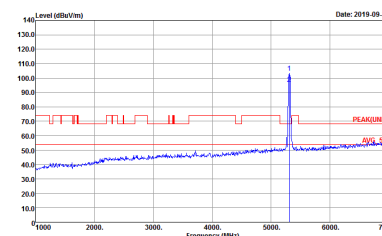
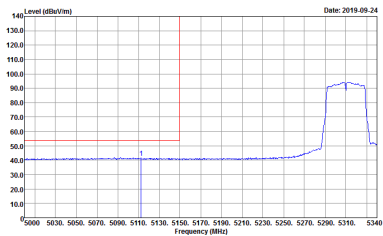


WIFI	Band 2 5250~5350MHz Band Edge @ 3m	
ANT	802.11n HT40 CH62 5310 - L	
1	Horizontal	Fundamental
Peak	 <p>Site : 03CH15-HY Condition : PEAK_8E_74 3m 91200_15_1620 HORIZONTAL Detector : Peak Project : 911110-03</p>	 <p>Site : 03CH15-HY Condition : PEAK(UNII) 3m 91200_15_1620 HORIZONTAL Detector : Peak Project : 911110-03</p>
Avg.	 <p>Site : 03CH15-HY Condition : AVG_8E_54 3m 91200_15_1620 HORIZONTAL Detector : Peak Project : 911110-03</p>	Left blank

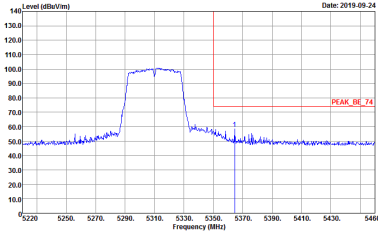
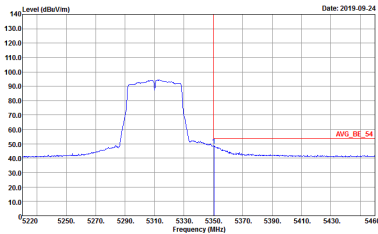


WIFI	Band 2 5250~5350MHz Band Edge @ 3m	
ANT	802.11n HT40 CH62 5310 - R	
1	Horizontal	Fundamental
<p>Peak</p>	 <p>Site : 03CH15-HY Condition : PEAK_BE_74 3m 91200_15_1620 HORIZONTAL : RBW:1000.000KHz VBW:3000.000KHz SWF:Auto Detector : Peak Project : 911110-03</p>	<p>Left blank</p>
<p>Avg.</p>	 <p>Site : 03CH15-HY Condition : AVG_BE_54 3m 91200_15_1620 HORIZONTAL : RBW:1000.000KHz VBW:3.000KHz SWF:Auto Detector : Peak Project : 911110-03</p>	<p>Left blank</p>



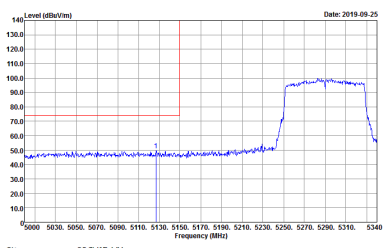
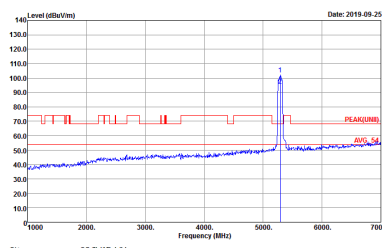
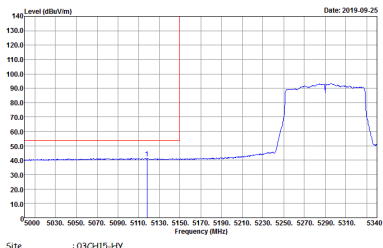
WIFI	Band 2 5250~5350MHz Band Edge @ 3m	
ANT	802.11n HT40 CH62 5310 - L	
1	Vertical	Fundamental
Peak	 <p>Site : 03CH15-HY Condition : PEAK_8E_74 3m 91200_15_1620 VERTICAL RBW:1000.000KHz VBW:3000.000KHz SWT:Auto Detector : Peak Project : 911110-03</p>	 <p>Site : 03CH15-HY Condition : PEAK(UNII) 3m 91200_15_1620 VERTICAL RBW:1000.000KHz VBW:3000.000KHz SWT:Auto Detector : Peak Project : 911110-03</p>
Avg.	 <p>Site : 03CH15-HY Condition : AVG_8E_54 3m 91200_15_1620 VERTICAL RBW:1000.000KHz VBW:3.000KHz SWT:Auto Detector : Peak Project : 911110-03</p>	Left blank



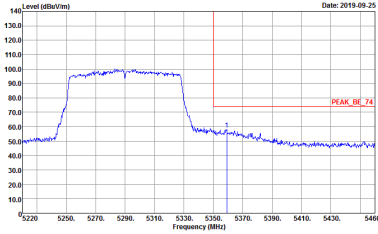
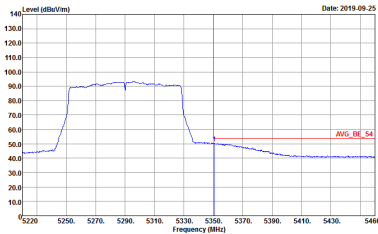
WIFI	Band 2 5250~5350MHz Band Edge @ 3m	
ANT	802.11n HT40 CH62 5310 - R	
1	Vertical	Fundamental
<p>Peak</p>	 <p>Site : 03CH15-HY Condition : PEAK_BE_74 3m 91200_15_1620 VERTICAL RBW:1000.000kHz VBW:3000.000kHz SWF:Auto Detector : Peak Project : 911110-03</p>	<p>Left blank</p>
<p>Avg.</p>	 <p>Site : 03CH15-HY Condition : AVG_BE_54 3m 91200_15_1620 VERTICAL RBW:1000.000kHz VBW:3.000kHz SWF:Auto Detector : Peak Project : 911110-03</p>	<p>Left blank</p>



Band 2 5250~5350MHz
WIFI 802.11ac VHT80 (Band Edge @ 3m)

WIFI	Band 2 5250~5350MHz Band Edge @ 3m	
ANT	802.11ac VHT80 CH58 5290MHz - L	
1	Horizontal	Fundamental
Peak	 <p>Site : 03CH15-HY Condition : PEAK_BE_74 3m 91200_15_1620 HORIZONTAL Detector : Peak Project : 911110-03</p>	 <p>Site : 03CH15-HY Condition : PEAK(UNIT) 3m 91200_15_1620 HORIZONTAL Detector : Peak Project : 911110-03</p>
Avg.	 <p>Site : 03CH15-HY Condition : AVG_BE_54 3m 91200_15_1620 HORIZONTAL Detector : Peak Project : 911110-03</p>	Left blank



WIFI	Band 2 5250~5350MHz Band Edge @ 3m	
ANT	802.11ac VHT80 CH58 5290MHz - R	
1	Horizontal	Fundamental
<p>Peak</p>	 <p>Site : 03CH15-HY Condition : PEAK_BE_74 3m 91200_15_1620 HORIZONTAL RBW:1000.000kHz VBW:3000.000kHz SWF:Auto Detector : Peak Project : 911110-03</p>	<p>Left blank</p>
<p>Avg.</p>	 <p>Site : 03CH15-HY Condition : AVG_BE_54 3m 91200_15_1620 HORIZONTAL RBW:1000.000kHz VBW:3.000kHz SWF:Auto Detector : Peak Project : 911110-03</p>	<p>Left blank</p>