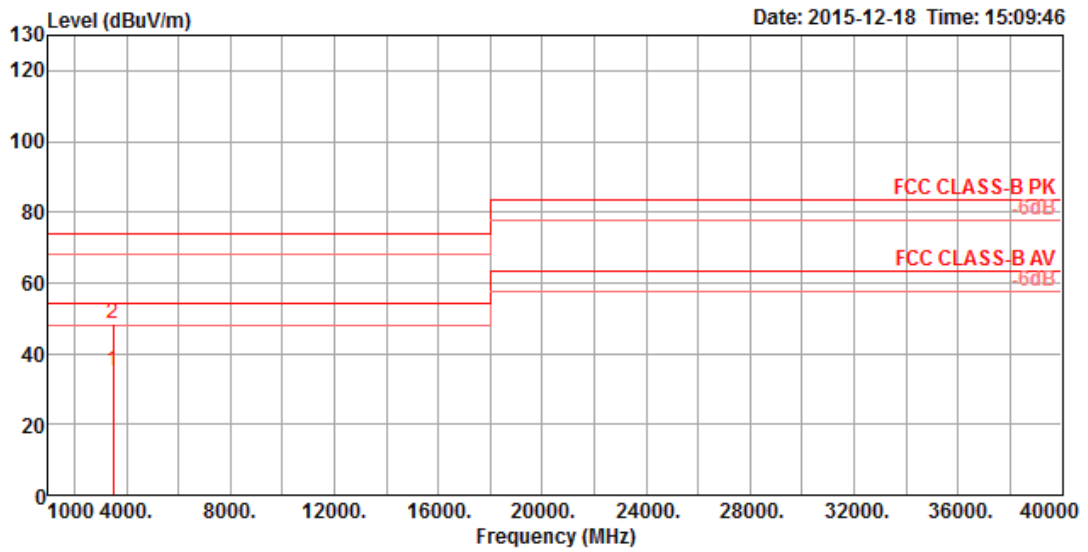


Appendix B. Radiated Emission Co-location Report

1. Results of Radiated Emissions for Co-located

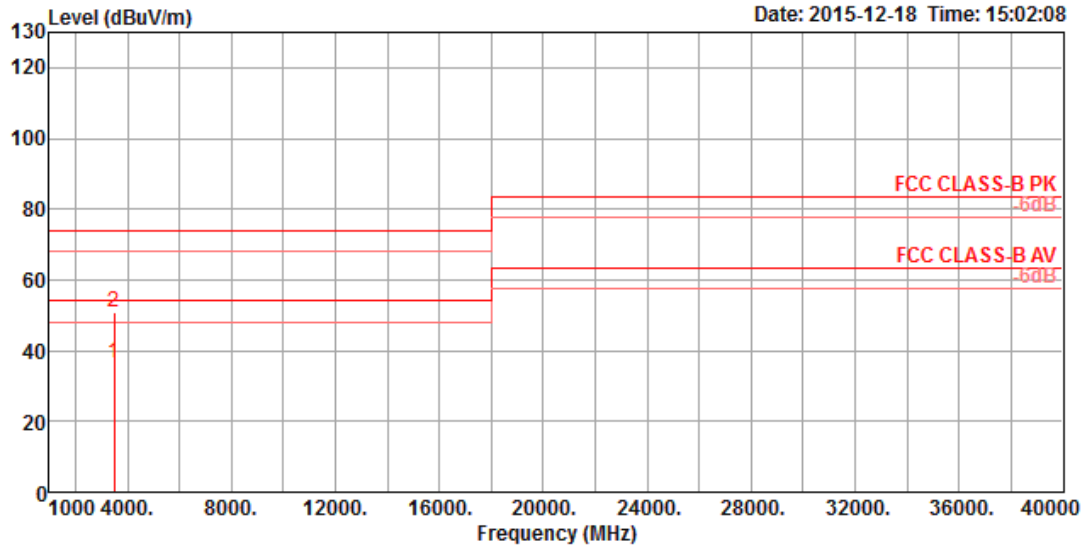
Temperature	24°C	Humidity	65%
Test Engineer	Peter Wu	Test Mode	Mode 1
Configurations	Place EUT 1 in Y axis + Radio 1 (2.4G Set 1) + Radio 2 (5G Set 1) + Radio 3 (2.4G Set 1) + Radio 4 (BT Set 1) + PoE		

Horizontal



	Freq	Level	Limit Line	Over Limit	Read Level	Cable Loss	Antenna Factor	Preamp Factor	A/Pos	T/Pos	Remark	Pol/Phase
	MHz	dBuV/m	dBuV/m	dB	dBuV	dB	dB/m	dB	cm	deg		
1	3492.36	35.12	54.00	-18.88	34.71	6.06	28.70	34.35	125	327	Average	HORIZONTAL
2	3492.36	48.36	74.00	-25.64	47.95	6.06	28.70	34.35	125	327	Peak	HORIZONTAL

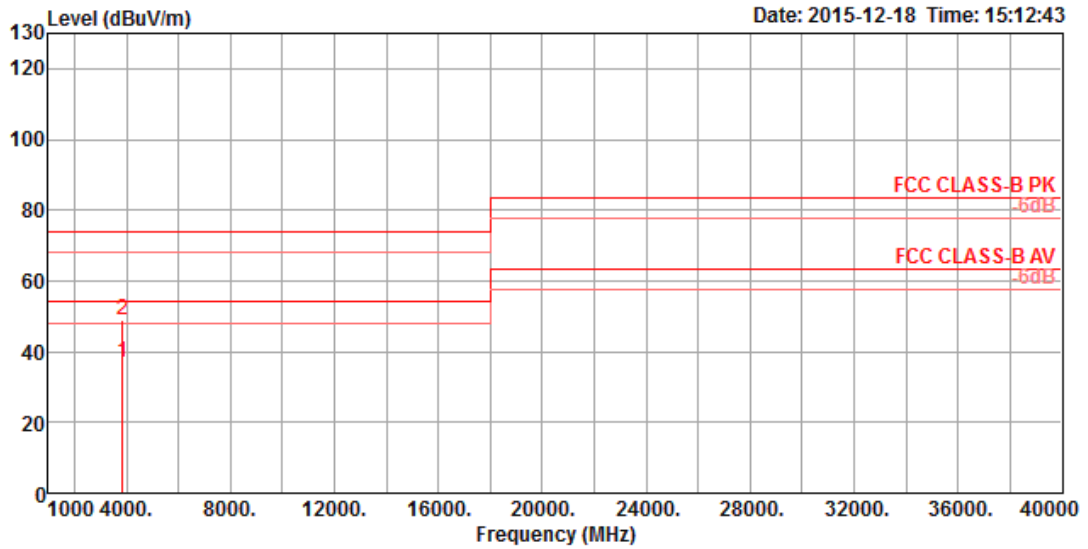
Vertical



	Freq	Level	Limit	Over	Read	CableAntenna	Preamp	A/Pos	T/Pos	Remark	Pol/Phase
	MHz	dBuV/m	dBuV/m	dB	dBuV	dB	dB/m	dB	cm	deg	
1	3492.36	36.42	54.00	-17.58	36.01	6.06	28.70	34.35	125	327 Average	VERTICAL
2	3492.36	50.84	74.00	-23.16	50.43	6.06	28.70	34.35	125	327 Peak	VERTICAL

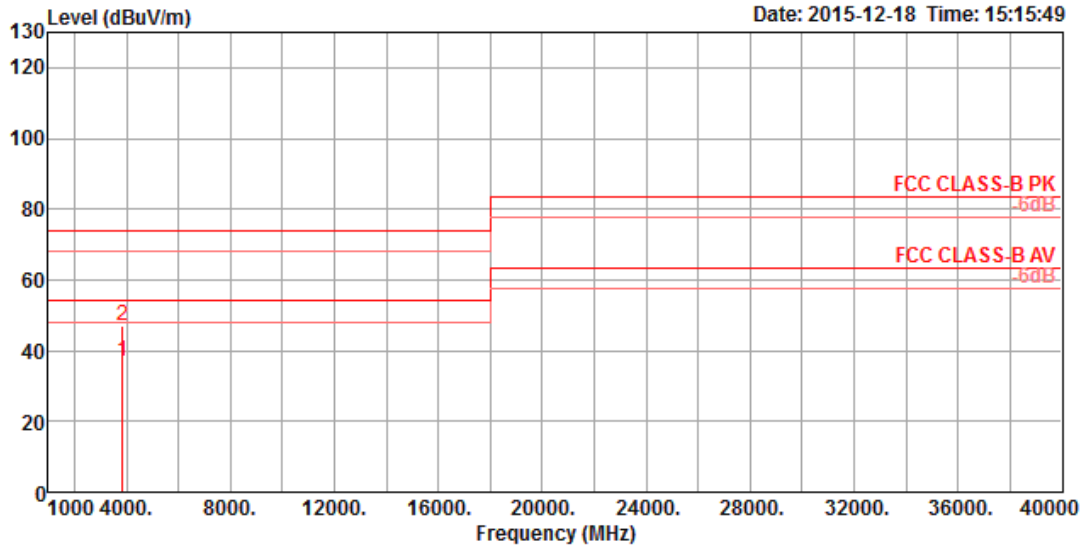
Temperature	24°C	Humidity	65%
Test Engineer	Peter Wu	Test Mode	Mode 2
Configurations	Place EUT 1 in Z axis + Radio 1 (2.4G Set 1) + Radio 2 (5G Set 1) + Radio 3 (2.4G Set 1) + Radio 4 (BT Set 1) + PoE		

Horizontal



	Freq	Level	Limit Line	Over Limit	Read Level	CableAntenna Loss	Antenna Factor	Preamp Factor	A/Pos	T/Pos	Remark	Pol/Phase
	MHz	dBuV/m	dBuV/m	dB	dBuV	dB	dB/m	dB	cm	deg		
1	3840.12	36.77	54.00	-17.23	34.88	6.73	29.33	34.17	126	260	Average	HORIZONTAL
2	3840.12	48.84	74.00	-25.16	46.95	6.73	29.33	34.17	126	260	Peak	HORIZONTAL

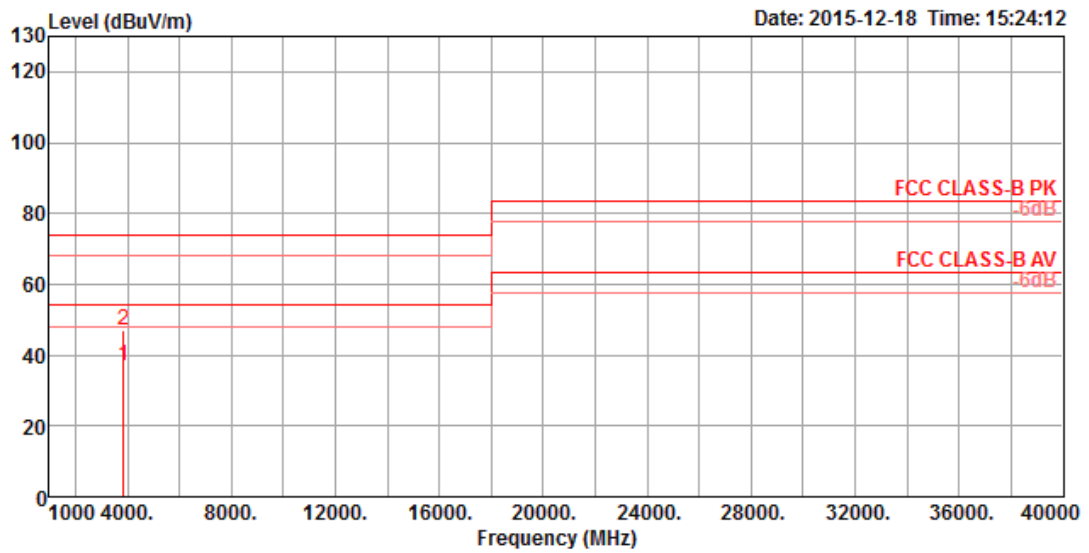
Vertical



	Freq	Level	Limit	Over	Read	CableAntenna	Preamp	A/Pos	T/Pos	Remark	Pol/Phase	
	MHz	dBuV/m	dBuV/m	dB	dBuV	dB	dB/m	dB	cm	deg		
1	3840.12	37.13	54.00	-16.87	35.24	6.73	29.33	34.17	126	260	Average	VERTICAL
2	3840.12	47.22	74.00	-26.78	45.33	6.73	29.33	34.17	126	260	Peak	VERTICAL

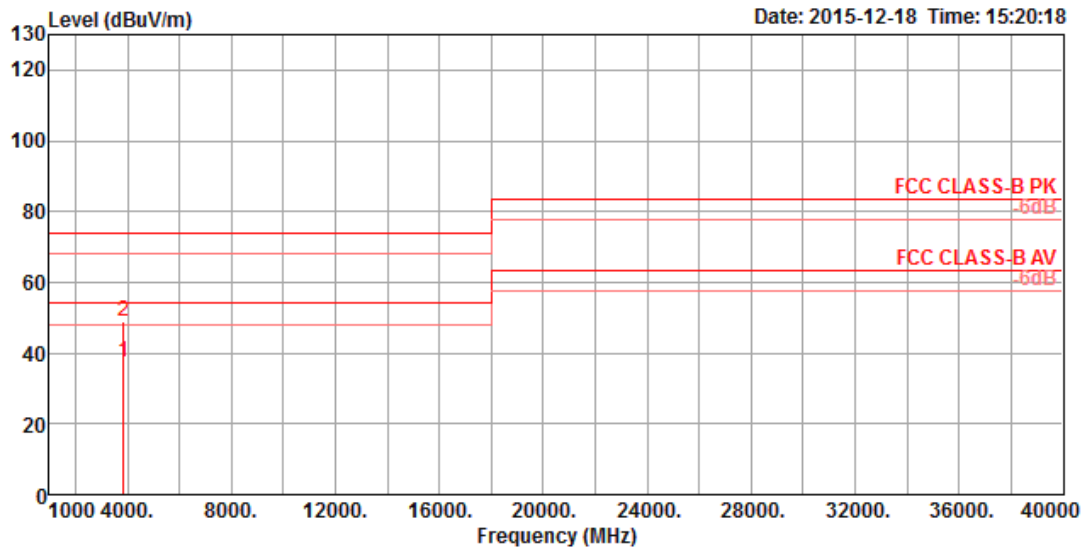
Temperature	24°C	Humidity	65%
Test Engineer	Peter Wu	Test Mode	Mode 3
Configurations	Place EUT 1 in Z axis + Radio 1 (2.4G Set 1) + Radio 2 (5G Set 1) + Radio 3 (5G Set 1) + Radio 4 (BT Set 1) + PoE		

Horizontal



	Freq	Level	Limit Line	Over Limit	Read Level	CableAntenna Loss	Preamp Factor	A/Pos	T/Pos	Remark	Pol/Phase	
	MHz	dBUV/m	dBUV/m	dB	dBuV	dB	dB/m	dB	cm	deg		
1	3842.33	36.95	54.00	-17.05	35.06	6.73	29.33	34.17	121	236	Average	HORIZONTAL
2	3842.33	47.13	74.00	-26.87	45.24	6.73	29.33	34.17	121	236	Peak	HORIZONTAL

Vertical



	Freq	Level	Limit	Over	Read	CableAntenna	Preamp	A/Pos	T/Pos	Remark	Pol/Phase	
	MHz	dBuV/m	dBuV/m	dB	dBuV	dB	dB/m	dB	cm	deg		
1	3842.33	37.23	54.00	-16.77	35.34	6.73	29.33	34.17	121	236	Average	VERTICAL
2	3842.33	48.96	74.00	-25.04	47.07	6.73	29.33	34.17	121	236	Peak	VERTICAL