

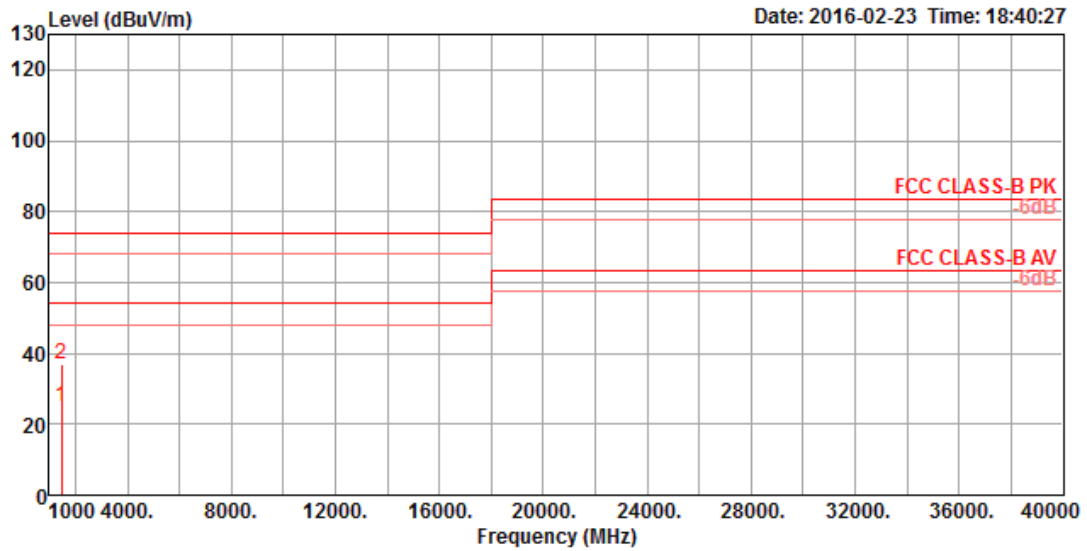


Appendix B. Radiated Emission Co-location Report

1. Results of Radiated Emissions for Co-located

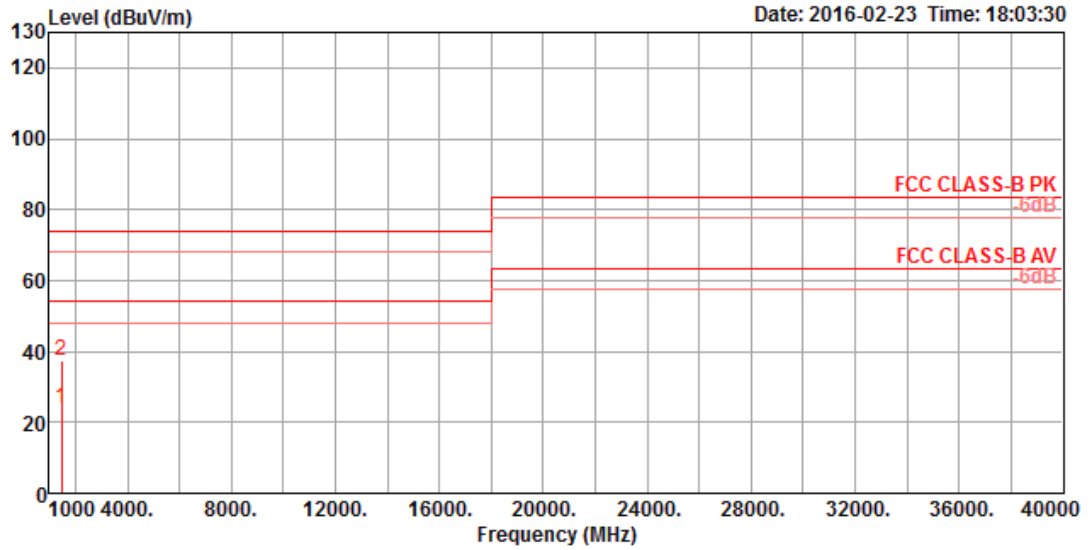
Temperature	24°C	Humidity	55%
Test Engineer	Lucke Hsieh	Test Mode	Mode 1
Configurations	Place EUT in Y axis + Radio 1 (5G) + Radio 2 (2.4G) + Radio 3 (BT) + Adapter		

Horizontal



	Freq	Level	Limit Line	Over Limit	Read Level	CableAntenna Loss	Preamp Factor	A/Pos	T/Pos	Remark	Pol/Phase	
	MHz	dBuV/m	dBuV/m	dB	dBuV	dB	dB/m	dB	cm	deg		
1	1453.76	24.94	54.00	-29.06	30.98	4.10	25.24	35.38	100	348	Average	HORIZONTAL
2	1456.28	37.08	74.00	-36.92	43.11	4.10	25.24	35.37	100	348	Peak	HORIZONTAL

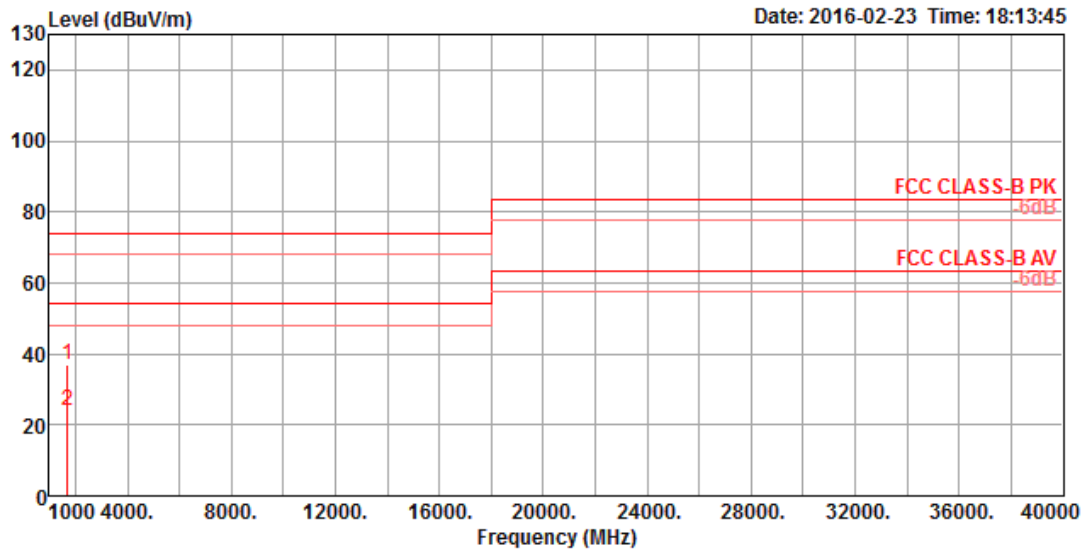
Vertical



	Freq	Level	Limit Line	Over Limit	Read Level	CableAntenna Loss	Preamp Factor	A/Pos	T/Pos	Remark	Pol/Phase	
	MHz	dBuV/m	dBuV/m	dB	dBuV	dB	dB/m	dB	cm	deg		
1	1451.66	23.75	54.00	-30.25	29.79	4.10	25.24	35.38	147	77	Average	VERTICAL
2	1455.72	37.55	74.00	-36.45	43.58	4.10	25.24	35.37	147	77	Peak	VERTICAL

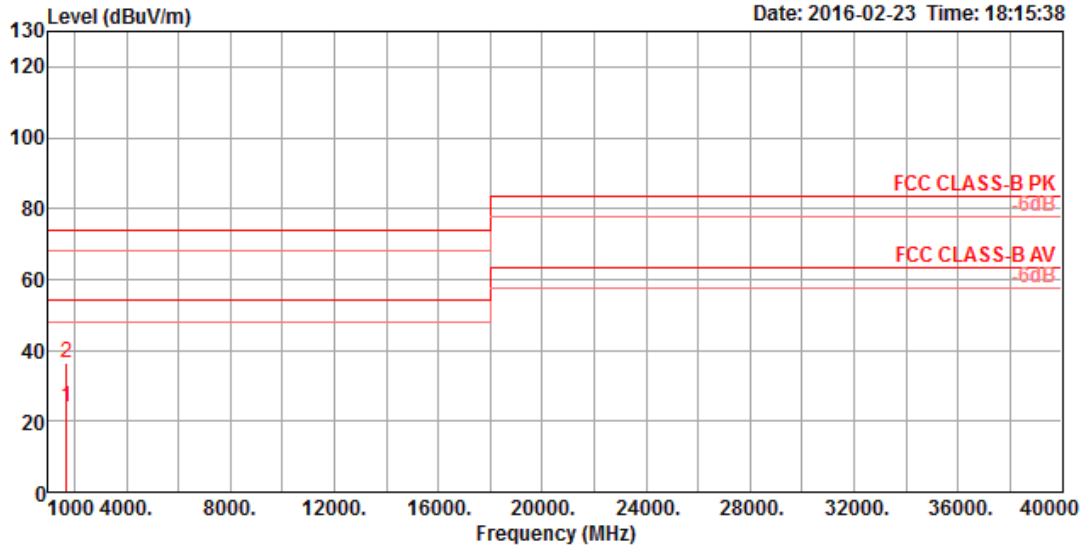
Temperature	24°C	Humidity	55%
Test Engineer	Lucke Hsieh	Test Mode	Mode 1
Configurations	Place EUT in Z axis + Radio 1 (5G) + Radio 2 (2.4G) + Radio 3 (BT) + Adapter		

Horizontal



	Freq	Level	Limit Line	Over Limit	Read Level	CableAntenna Loss	Preamp Factor	A/Pos	T/Pos	Remark	Pol/Phase	
	MHz	dBuV/m	dBuV/m	dB	dBuV	dB	dB/m	dB	cm	deg		
1	1698.77	36.89	74.00	-37.11	41.74	4.41	25.64	34.90	186	310	Peak	HORIZONTAL
2	1699.73	23.95	54.00	-30.05	28.78	4.42	25.65	34.90	186	310	Average	HORIZONTAL

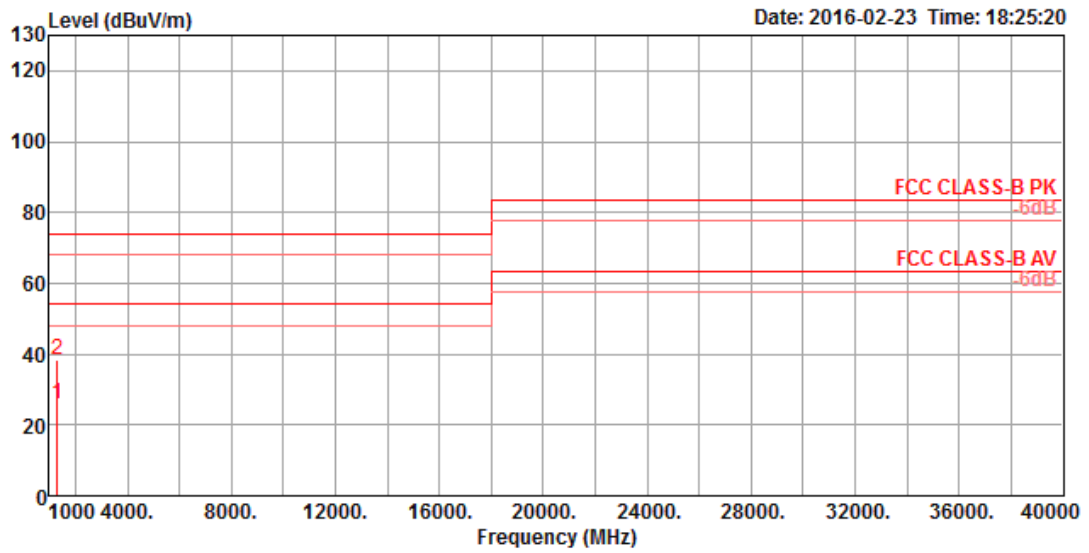
Vertical



	Freq	Level	Limit Line	Over Limit	Read Level	CableAntenna Loss	Preamp Factor	A/Pos	T/Pos	Remark	Pol/Phase
	MHz	dBuV/m	dBuV/m	dB	dBuV	dB	dB/m	dB	cm	deg	
1	1699.38	24.11	54.00	-29.89	28.96	4.41	25.64	34.90	138	194 Average	VERTICAL
2	1699.82	36.54	74.00	-37.46	41.37	4.42	25.65	34.90	138	194 Peak	VERTICAL

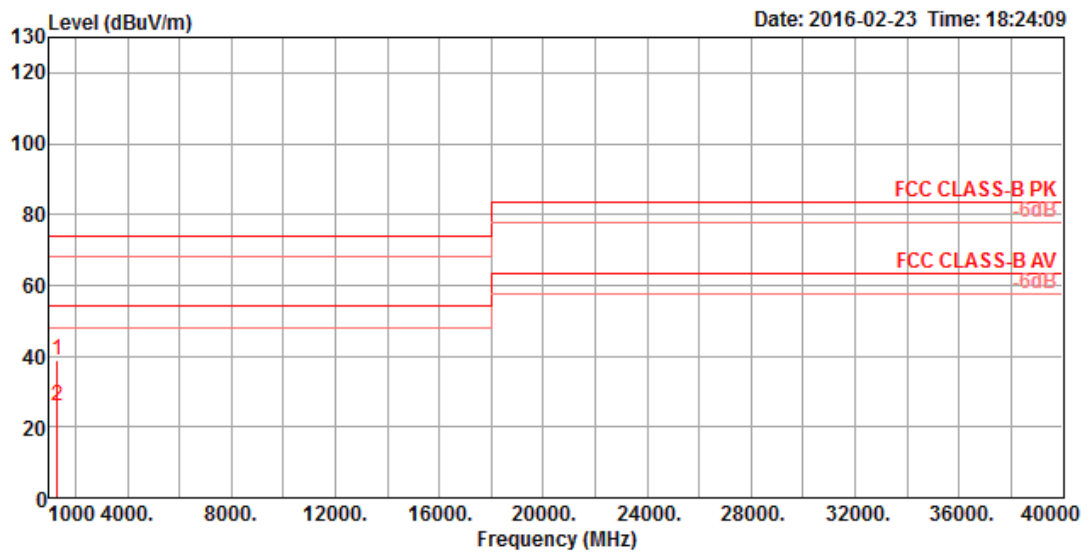
Temperature	24°C	Humidity	55%
Test Engineer	Lucke Hsieh	Test Mode	Mode 1
Configurations	Place EUT in Y axis + Radio 1 (5G) + Radio 2 (5G) + Radio 3 (BT) + Adapter		

Horizontal



	Freq	Level	Limit Line	Over Limit	Read Level	CableAntenna Loss	Preamp Factor	A/Pos	T/Pos	Remark	Pol/Phase
	MHz	dBuV/m	dBuV/m	dB	dBuV	dB	dB/m	dB	cm	deg	
1	1300.08	25.92	54.00	-28.08	32.99	3.88	25.02	35.97	169	138 Average	HORIZONTAL
2	1300.38	38.21	74.00	-35.79	45.28	3.88	25.02	35.97	169	138 Peak	HORIZONTAL

Vertical



	Freq	Level	Limit	Over	Read	CableAntenna	Preamp	A/Pos	T/Pos	Remark	Pol/Phase
	MHz	dBuV/m	dBuV/m	dB	dBuV	dB	dB/m	dB	cm	deg	
1	1297.94	38.97	74.00	-35.03	46.06	3.87	25.01	35.97	170	197 Peak	VERTICAL
2	1300.51	25.89	54.00	-28.11	32.96	3.88	25.02	35.97	170	197 Average	VERTICAL