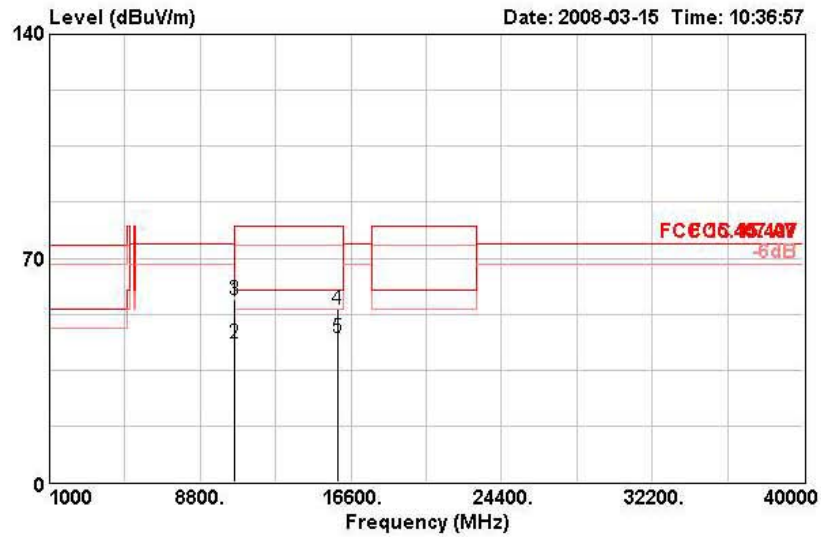


**Vertical**

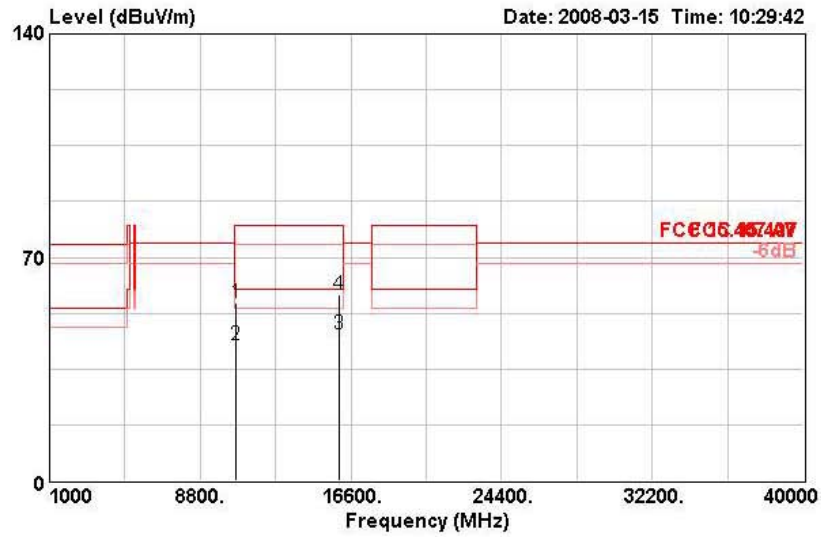


	Freq	Level	Over Limit	Limit Line	ReadAntenna Level	Antenna Factor	Cable Loss	Preamp Factor	Remark	Ant Pos	Table Pos	Pol/Phase
	MHz	dBuV/m	dB	dBuV/m	dBuV	dB/m	dB	dB		cm	deg	
1	10599.990	56.62	-17.68	74.30	43.67	38.38	9.47	34.90	PEAK	139	294	VERTICAL
2	10600.050	43.56	-16.44	60.00	30.61	38.38	9.47	34.90	AVERAGE	139	294	VERTICAL
3	10601.890	56.85	-23.15	80.00	43.88	38.38	9.48	34.89	PEAK	139	294	VERTICAL
4	15897.820	54.19	-25.81	80.00	40.80	37.30	11.50	35.41	PEAK	100	0	VERTICAL
5	15900.530	44.98	-15.02	60.00	31.59	37.29	11.50	35.41	AVERAGE	100	0	VERTICAL



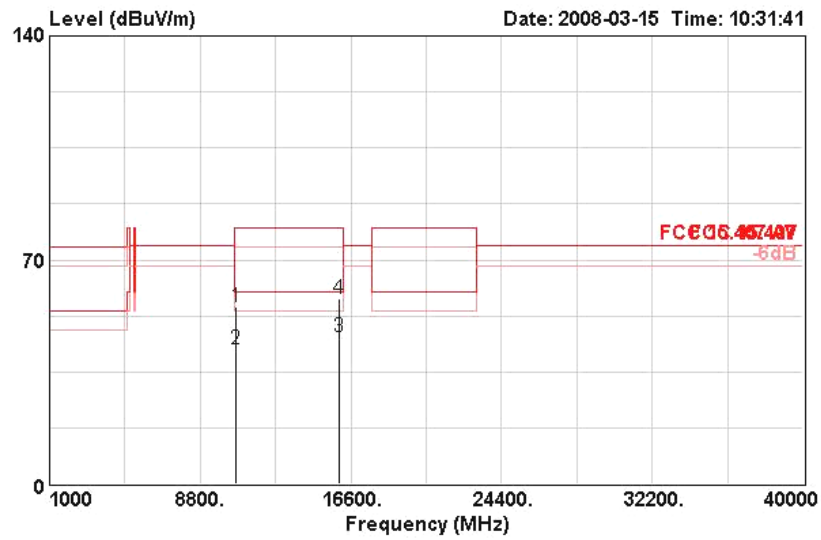
Temperature	23°C	Humidity	62%
Test Engineer	Jax Chen	Configurations	Draft n MCS8 20MHz Ch 64 / Ant. 1

**Horizontal**



	Freq	Level	Over Limit	Limit Line	ReadAntenna Level	Antenna Factor	Cable Loss	Preamp Factor	Remark	Ant Pos	Table Pos	Pol/Phase
	MHz	dBuV/m	dB	dBuV/m	dBuV	dB/m	dB	dB		cm	deg	
1	10638.320	55.76	-24.24	80.00	42.77	38.37	9.50	34.88	PEAK	100	360	HORIZONTAL
2	10642.220	42.39	-17.61	60.00	29.40	38.37	9.50	34.88	AVERAGE	100	360	HORIZONTAL
3	15959.310	45.93	-14.07	60.00	32.63	37.23	11.50	35.44	AVERAGE	100	-1	HORIZONTAL
4	15959.890	58.37	-21.63	80.00	45.07	37.23	11.50	35.44	PEAK	100	-1	HORIZONTAL

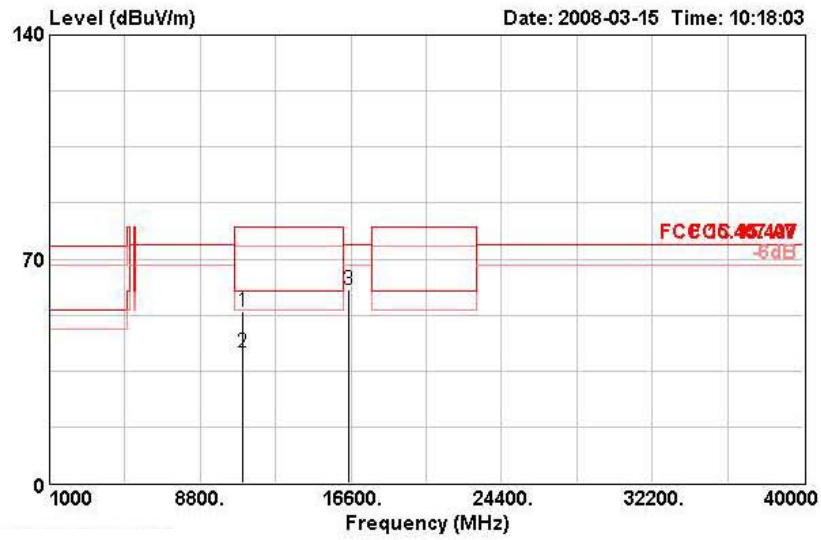
**Vertical**



	Freq	Level	Over Limit	Limit Line	ReadAntenna Level	Antenna Factor	Cable Loss	Preamp Factor	Remark	Ant Pos	Table Pos	Pol/Phase
	MHz	dBuV/m	dB	dBuV/m	dBuV	dB/m	dB	dB		cm	deg	
1	10640.110	55.47	-24.53	80.00	42.48	38.37	9.50	34.88	PEAK	100	0	VERTICAL
2	10642.180	42.29	-17.71	60.00	29.30	38.37	9.50	34.88	AVERAGE	100	0	VERTICAL
3	15959.320	45.83	-14.17	60.00	32.53	37.23	11.50	35.44	AVERAGE	100	360	VERTICAL
4	15961.510	57.98	-22.02	80.00	44.68	37.23	11.50	35.44	PEAK	100	360	VERTICAL

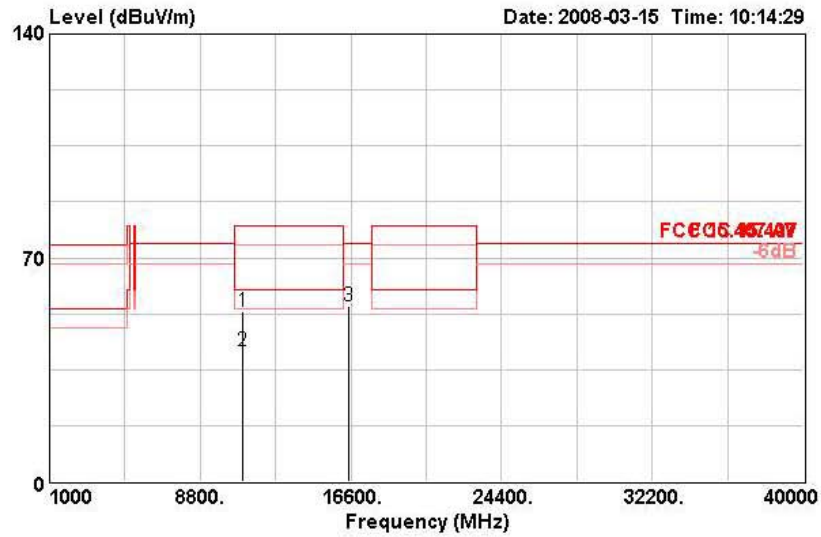
Temperature	23°C	Humidity	62%
Test Engineer	Jax Chen	Configurations	Draft n MCS8 20MHz Ch 100 / Ant. 1

**Horizontal**



	Freq	Level	Over Limit	Limit Line	ReadAntenna Level	Antenna Factor	Cable Loss	Preamp Factor	Remark	Ant Pos	Table Pos	Pol/Phase
	MHz	dBuV/m	dB	dBuV/m	dBuV	dB/m	dB	dB		cm	deg	
1	11002.070	53.71	-26.29	80.00	40.48	38.30	9.69	34.76	PEAK	100	-1	HORIZONTAL
2	11002.500	40.70	-19.30	60.00	27.46	38.30	9.69	34.76	AVERAGE	100	-1	HORIZONTAL
3	16499.450	60.57	-13.73	74.30	45.15	38.50	11.78	34.86	PEAK	100	360	HORIZONTAL

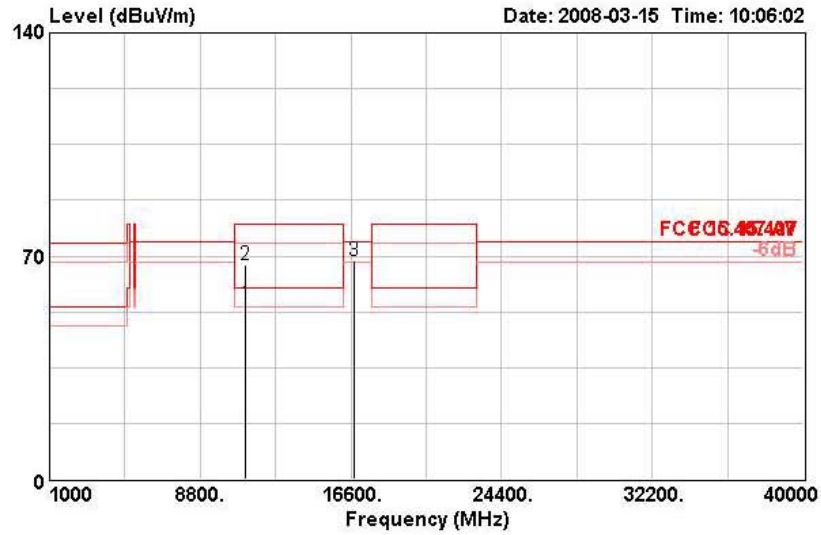
Vertical



	Freq	Level	Over Limit	Limit Line	ReadAntenna Level	Antenna Factor	Cable Loss	Preamp Factor	Remark	Ant Pos	Table Pos	Pol/Phase
	MHz	dBuV/m	dB	dBuV/m	dBuV	dB/m	dB	dB		cm	deg	
1	11002.360	53.28	-26.72	80.00	40.05	38.30	9.69	34.76	PEAK	100	0	VERTICAL
2	11002.500	40.90	-19.10	60.00	27.67	38.30	9.69	34.76	AVERAGE	100	0	VERTICAL
3	16501.940	55.07	-19.23	74.30	39.64	38.50	11.78	34.86	PEAK	100	361	VERTICAL

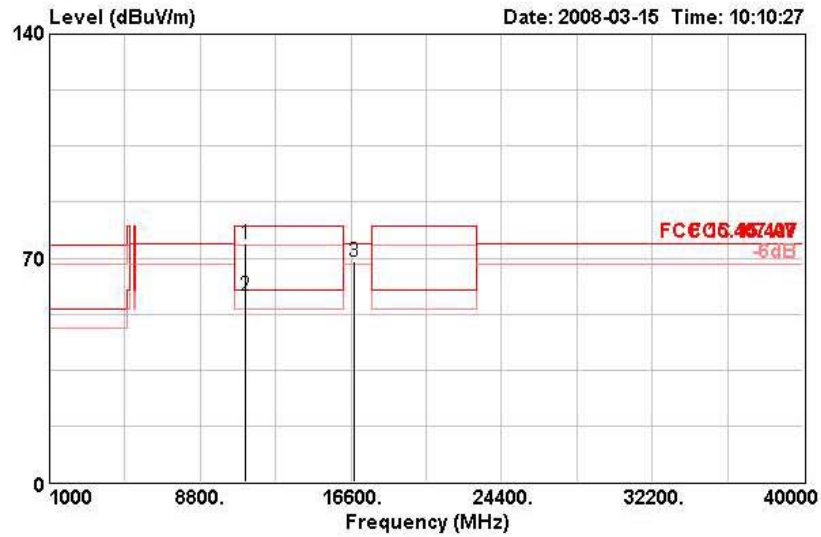
Temperature	23°C	Humidity	62%
Test Engineer	Jax Chen	Configurations	Draft n MCS8 20MHz Ch 116 / Ant. 1

**Horizontal**



	Freq	Level	Over Limit	Limit Line	ReadAntenna	Cable Preamp	Loss Factor	Preamp	Remark	Ant Pos	Table Pos	Pol/Phase
	MHz	dBuV/m	dB	dBuV/m	dBuV	dB/m	dB	dB		cm	deg	
1 @	11158.600	54.87	-5.13	60.00	41.51	38.47	9.72	34.83	AVERAGE	140	239	HORIZONTAL
2	11161.460	67.45	-12.55	80.00	54.09	38.47	9.72	34.83	PEAK	140	239	HORIZONTAL
3 @	16740.990	68.55	-5.75	74.30	51.81	39.61	11.98	34.84	PEAK	152	228	HORIZONTAL

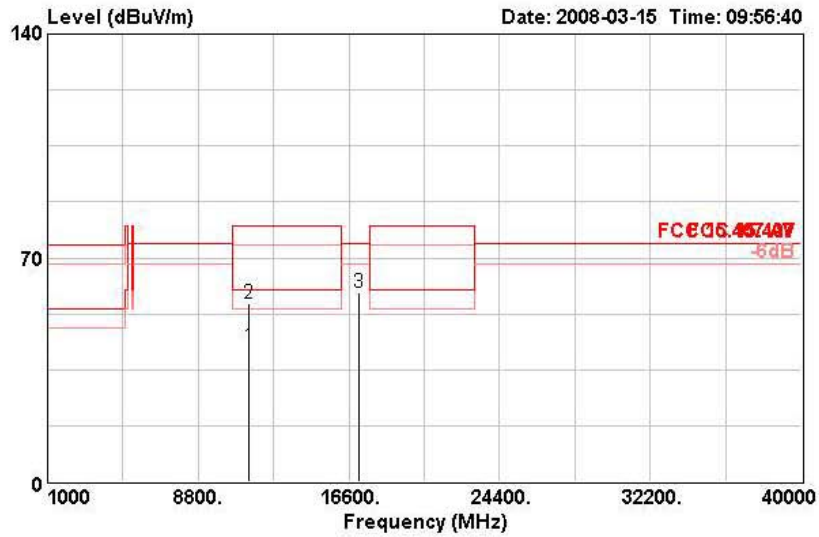
Vertical



	Freq	Level	Over Limit	Limit Line	ReadAntenna Level	Antenna Factor	Cable Loss	Preamp Factor	Remark	Ant Pos	Table Pos	Pol/Phase
	MHz	dBuV/m	dB	dBuV/m	dBuV	dB/m	dB	dB		cm	deg	
1 @	11160.070	74.57	-5.43	80.00	61.21	38.47	9.72	34.83	PEAK	119	300	VERTICAL
2 @	11161.040	58.17	-1.83	60.00	44.81	38.47	9.72	34.83	AVERAGE	119	300	VERTICAL
3 @	16738.460	68.80	-5.50	74.30	52.06	39.61	11.98	34.84	PEAK	144	286	VERTICAL

Temperature	23°C	Humidity	62%
Test Engineer	Jax Chen	Configurations	Draft n MCS8 20MHz Ch 140 / Ant. 1

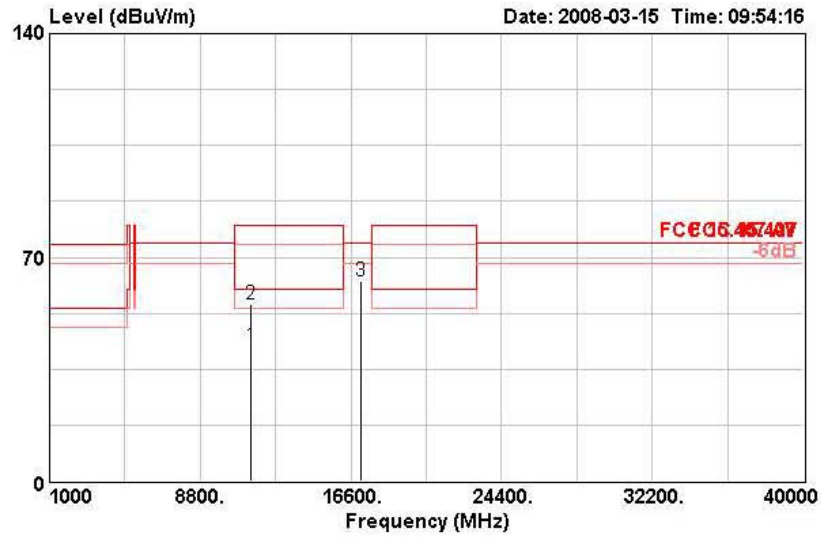
**Horizontal**



	Freq	Level	Over Limit	Limit Line	ReadAntenna Level	Antenna Factor	Cable Loss	Preamp Factor	Remark	Ant Pos	Table Pos	Pol/Phase
	MHz	dBuV/m	dB	dBuV/m	dBuV	dB/m	dB	dB		cm	deg	
1	11397.520	42.16	-17.84	60.00	28.65	38.70	9.76	34.95	AVERAGE	100	360	HORIZONTAL
2	11399.710	55.69	-24.31	80.00	42.18	38.70	9.76	34.95	PEAK	100	360	HORIZONTAL
3	17102.440	59.08	-15.22	74.30	40.36	41.36	12.23	34.87	PEAK	100	1	HORIZONTAL



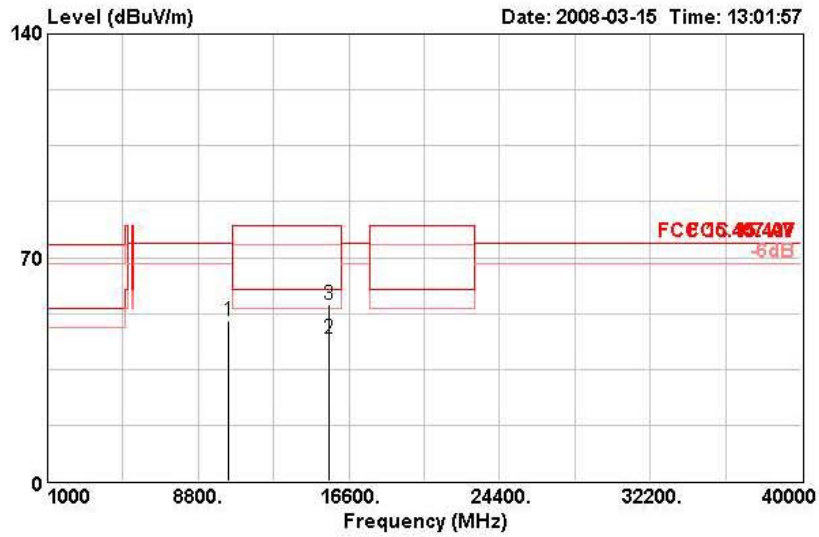
Vertical



	Freq	Level	Over Limit	Limit Line	ReadAntenna Level	Antenna Factor	Cable Loss	Preamp Factor	Remark	Ant Pos	Table Pos	Pol/Phase
	MHz	dBuV/m	dB	dBuV/m	dBuV	dB/m	dB	dB		cm	deg	
1	11397.520	42.18	-17.82	60.00	28.67	38.70	9.76	34.95	AVERAGE	100	1	VERTICAL
2	11400.440	55.51	-24.49	80.00	41.99	38.70	9.76	34.95	PEAK	100	1	VERTICAL
3 @	17101.710	62.56	-11.74	74.30	43.84	41.36	12.23	34.87	PEAK	100	360	VERTICAL

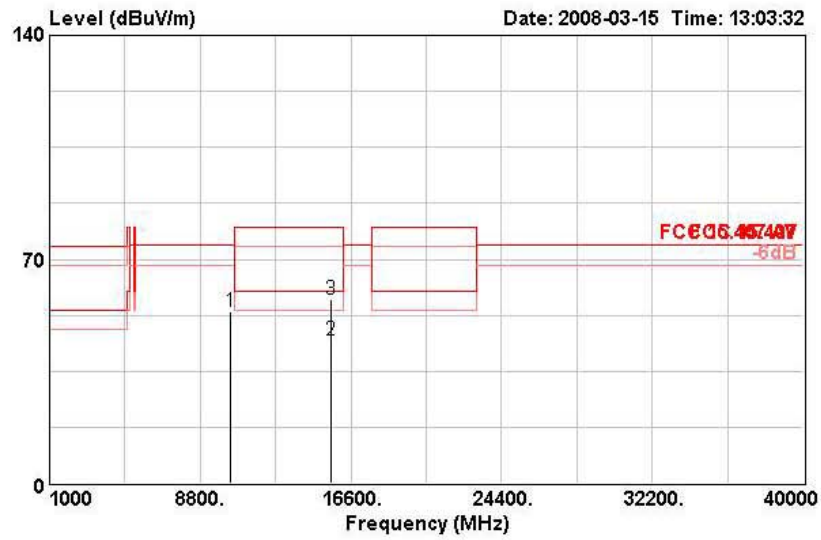
Temperature	23°C	Humidity	62%
Test Engineer	Jax Chen	Configurations	Draft n MCS8 40MHz Ch 38 / Ant. 1

**Horizontal**



	Freq	Level	Over Limit	Limit Line	ReadAntenna Level	Antenna Factor	Cable Loss	Preamp Factor	Remark	Ant Pos	Table Pos	Pol/Phase
	MHz	dBuV/m	dB	dBuV/m	dBuV	dB/m	dB	dB		cm	deg	
1	10381.760	50.35	-23.95	74.30	37.72	38.38	9.34	35.09	PEAK	100	360	HORIZONTAL
2	15570.790	44.61	-15.39	60.00	30.75	37.63	11.52	35.29	AVERAGE	100	0	HORIZONTAL
3	15572.040	55.37	-24.63	80.00	41.51	37.63	11.52	35.29	PEAK	100	0	HORIZONTAL

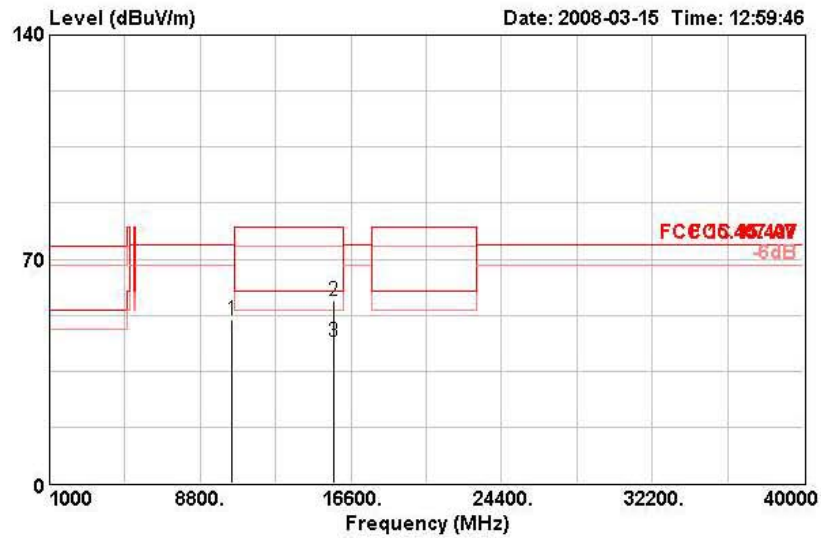
Vertical



	Freq	Level	Over Limit	Limit Line	ReadAntenna Level	Antenna Factor	Cable Loss	Preamp Factor	Remark	Ant Pos	Table Pos	Pol/Phase
	MHz	dBuV/m	dB	dBuV/m	dBuV	dB/m	dB	dB		cm	deg	
1	10378.570	53.67	-20.63	74.30	41.04	38.38	9.34	35.09	PEAK	100	0	VERTICAL
2	15570.710	44.55	-15.45	60.00	30.69	37.63	11.52	35.29	AVERAGE	100	360	VERTICAL
3	15570.960	57.37	-22.63	80.00	43.51	37.63	11.52	35.29	PEAK	100	360	VERTICAL

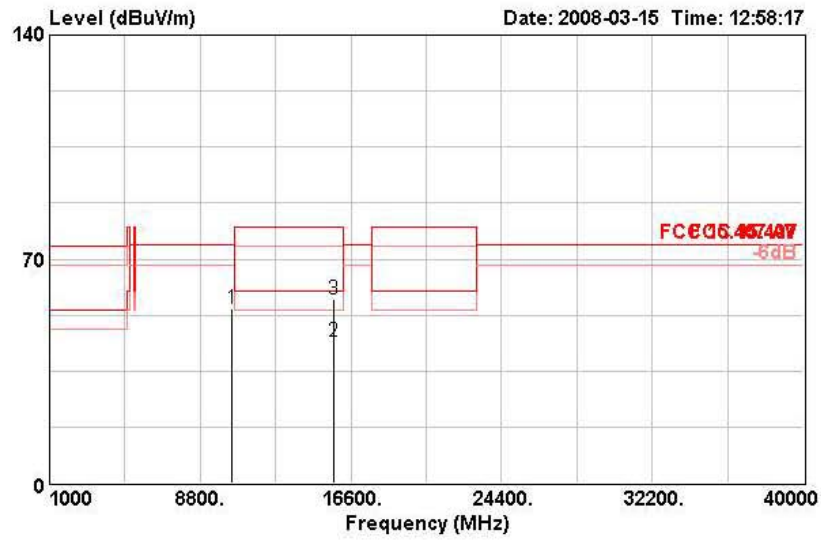
Temperature	23°C	Humidity	62%
Test Engineer	Jax Chen	Configurations	Draft n MCS8 40MHz Ch 46 / Ant. 1

**Horizontal**



	Freq	Level	Over Limit	Limit Line	ReadAntenna Level	Antenna Factor	Cable Loss	Preamp Factor	Remark	Ant Pos	Table Pos	Pol/Phase
	MHz	dBuV/m	dB	dBuV/m	dBuV	dB/m	dB	dB		cm	deg	
1	10459.280	51.13	-23.17	74.30	38.34	38.39	9.39	34.99	PEAK	100	0	HORIZONTAL
2	15687.790	56.96	-23.04	80.00	43.27	37.51	11.51	35.34	PEAK	100	360	HORIZONTAL
3	15692.500	44.25	-15.75	60.00	30.57	37.51	11.51	35.34	AVERAGE	100	360	HORIZONTAL

Vertical

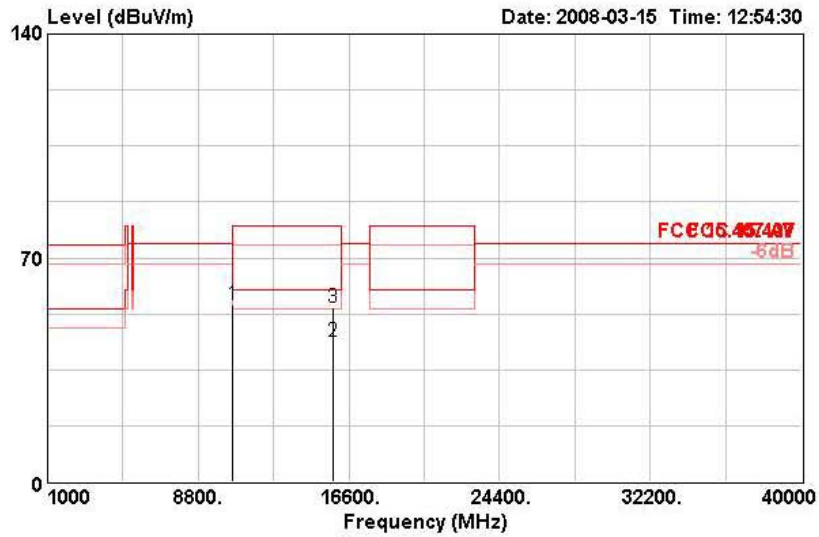


	Freq	Level	Over Limit	Limit Line	ReadAntenna Level	Antenna Factor	Cable Loss	Preamp Factor	Remark	Ant Pos	Table Pos	Pol/Phase
	MHz	dBuV/m	dB	dBuV/m	dBuV	dB/m	dB	dB		cm	deg	
1	10459.620	54.40	-19.90	74.30	41.61	38.39	9.39	34.99	PEAK	100	360	VERTICAL
2	15689.770	44.37	-15.63	60.00	30.68	37.51	11.51	35.34	AVERAGE	100	0	VERTICAL
3	15690.350	57.66	-22.34	80.00	43.97	37.51	11.51	35.34	PEAK	100	0	VERTICAL



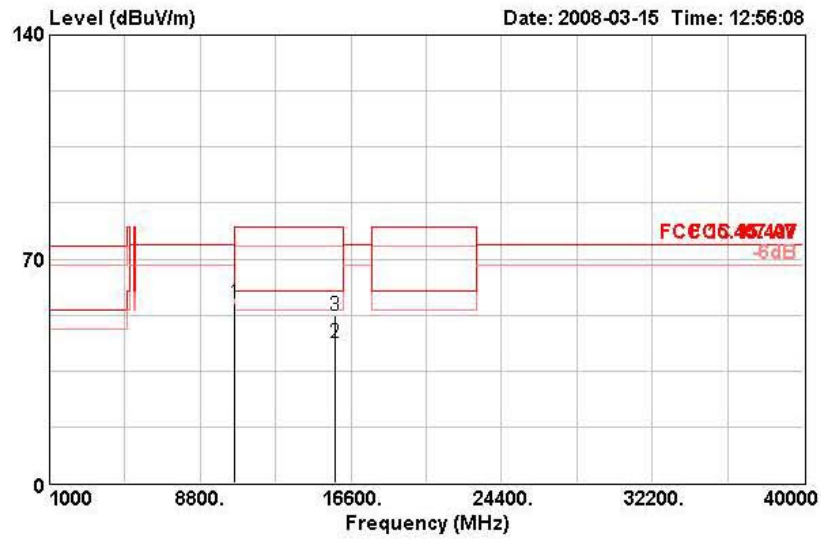
Temperature	23°C	Humidity	62%
Test Engineer	Jax Chen	Configurations	Draft n MCS8 40MHz Ch 54 / Ant. 1

Horizontal



	Freq	Level	Over Limit	Limit Line	ReadAntenna	Cable	Preamp	Loss Factor	Remark	Ant Pos	Table Pos	Pol/Phase
	MHz	dBuV/m	dB	dBuV/m	dBuV	dB/m	dB	dB		cm	deg	
1	10540.580	55.32	-18.98	74.30	42.40	38.39	9.44	34.92	PEAK	100	360	HORIZONTAL
2	15809.130	43.99	-16.01	60.00	30.47	37.39	11.51	35.38	AVERAGE	100	0	HORIZONTAL
3	15810.040	54.58	-25.42	80.00	41.06	37.39	11.51	35.38	PEAK	100	0	HORIZONTAL

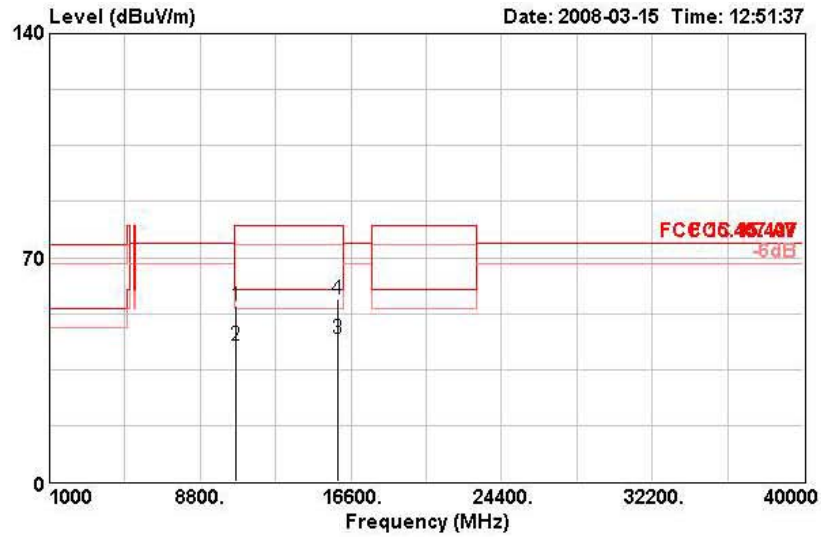
Vertical



	Freq	Level	Over Limit	Limit Line	ReadAntenna Level	Antenna Factor	Cable Loss	Preamp Factor	Remark	Ant Pos	Table Pos	Pol/Phase
	MHz	dBuV/m	dB	dBuV/m	dBuV	dB/m	dB	dB		cm	deg	
1	10541.320	56.14	-18.16	74.30	43.22	38.39	9.44	34.92	PEAK	100	0	VERTICAL
2	15809.150	43.91	-16.09	60.00	30.40	37.39	11.51	35.38	AVERAGE	100	360	VERTICAL
3	15810.690	52.38	-27.62	80.00	38.87	37.39	11.51	35.38	PEAK	100	360	VERTICAL

Temperature	23°C	Humidity	62%
Test Engineer	Jax Chen	Configurations	Draft n MCS8 40MHz Ch 62 / Ant. 1

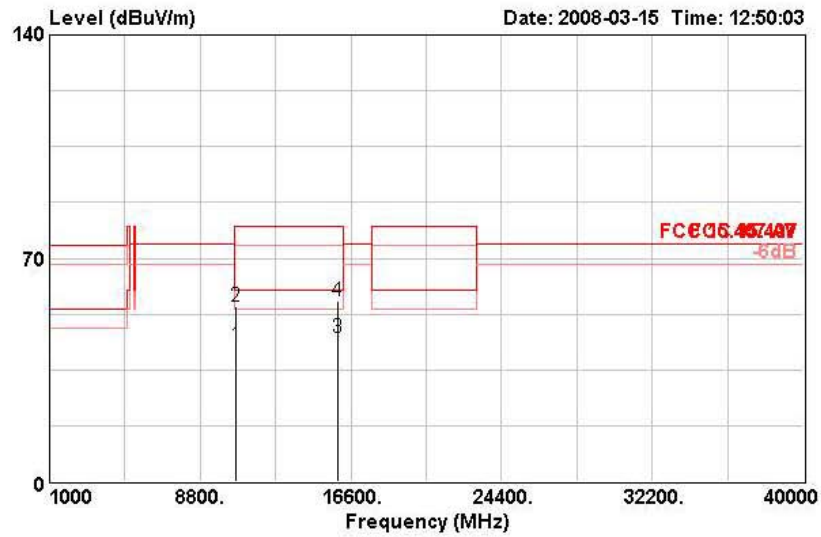
**Horizontal**



	Freq	Level	Over Limit	Limit Line	ReadAntenna Level	Antenna Factor	Cable Loss	Preamp Factor	Remark	Ant Pos	Table Pos	Pol/Phase
	MHz	dBuV/m	dB	dBuV/m	dBuV	dB/m	dB	dB		cm	deg	
1	10621.770	55.01	-24.99	80.00	42.04	38.38	9.48	34.89	PEAK	100	0	HORIZONTAL
2	10622.180	42.38	-17.62	60.00	29.41	38.38	9.48	34.89	AVERAGE	100	0	HORIZONTAL
3	15931.240	44.82	-15.18	60.00	31.48	37.27	11.50	35.43	AVERAGE	100	360	HORIZONTAL
4	15931.290	57.24	-22.76	80.00	43.89	37.27	11.50	35.43	PEAK	100	360	HORIZONTAL



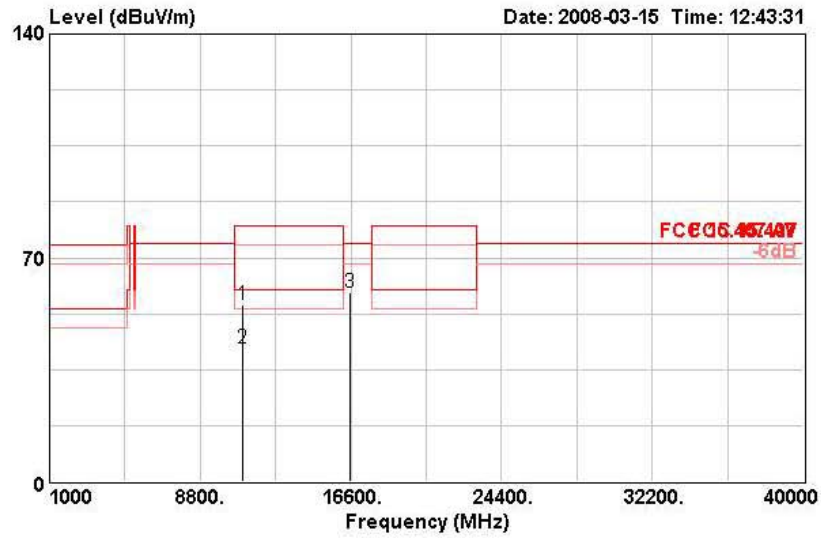
**Vertical**



	Freq	Level	Over	Limit	ReadAntenna	Cable	Preamp	Remark	Ant	Table
	MHz	dBuV/m	dB	dBuV/m	dBuV	dB	dB		cm	deg
1	10619.250	42.44	-17.56	60.00	29.48	38.38	9.48	34.89 AVERAGE	100	360 VERTICAL
2	10622.150	54.86	-25.14	80.00	41.89	38.38	9.48	34.89 PEAK	100	360 VERTICAL
3	15931.180	44.93	-15.07	60.00	31.59	37.27	11.50	35.43 AVERAGE	100	0 VERTICAL
4	15931.540	56.71	-23.29	80.00	43.37	37.27	11.50	35.43 PEAK	100	0 VERTICAL

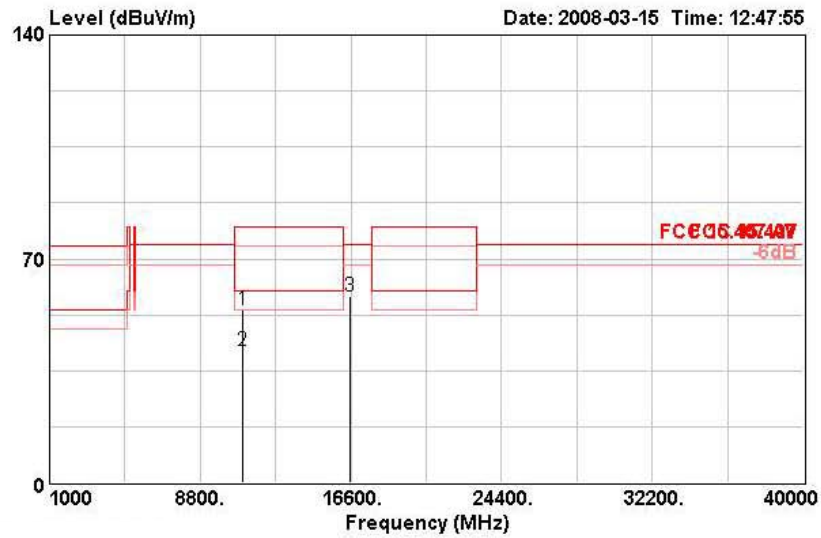
Temperature	23°C	Humidity	62%
Test Engineer	Jax Chen	Configurations	Draft n MCS8 40MHz Ch 102 / Ant. 1

**Horizontal**



	Freq	Level	Over Limit	Limit Line	ReadAntenna Level	Antenna Factor	Cable Loss	Preamp Factor	Remark	Ant Pos	Table Pos	Pol/Phase
	MHz	dBuV/m	dB	dBuV/m	dBuV	dB/m	dB	dB		cm	deg	
1	11019.710	55.30	-24.70	80.00	42.06	38.32	9.69	34.77	PEAK	100	360	HORIZONTAL
2	11022.440	41.60	-18.40	60.00	28.34	38.33	9.69	34.77	AVERAGE	100	360	HORIZONTAL
3	16532.380	59.07	-15.23	74.30	43.46	38.66	11.80	34.85	PEAK	100	0	HORIZONTAL

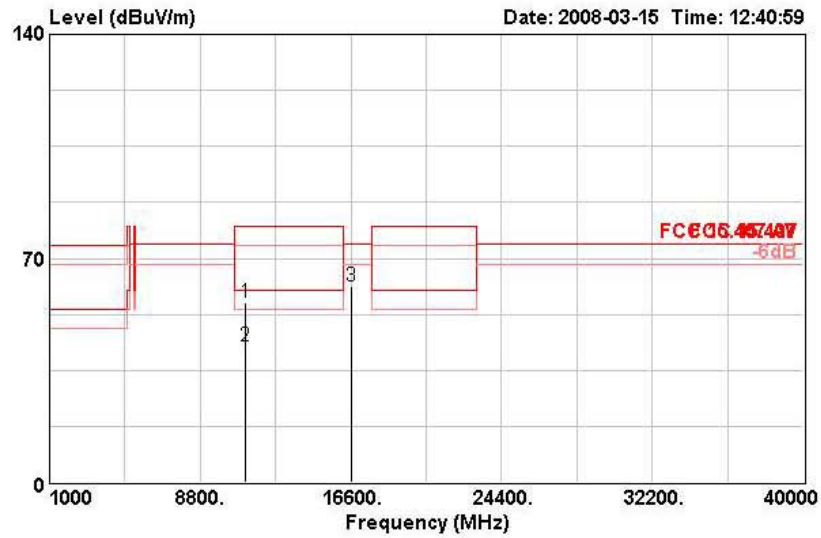
Vertical



	Freq	Level	Over Limit	Limit Line	ReadAntenna Level	Antenna Factor	Cable Loss	Preamp Factor	Remark	Ant Pos	Table Pos	Pol/Phase
	MHz	dBuV/m	dB	dBuV/m	dBuV	dB/m	dB	dB		cm	deg	
1	11019.450	54.15	-25.85	80.00	40.90	38.32	9.69	34.77	PEAK	100	0	VERTICAL
2	11019.930	41.43	-18.57	60.00	28.18	38.32	9.69	34.77	AVERAGE	100	0	VERTICAL
3	16527.580	58.33	-15.97	74.30	42.81	38.58	11.80	34.85	PEAK	100	360	VERTICAL

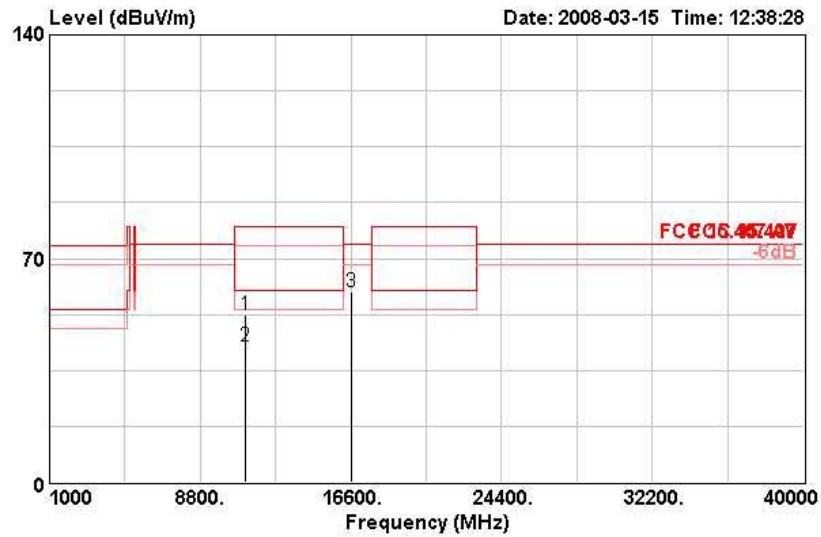
Temperature	23°C	Humidity	62%
Test Engineer	Jax Chen	Configurations	Draft n MCS8 40MHz Ch 110 / Ant. 1

**Horizontal**



	Freq	Level	Over Limit	Limit Line	ReadAntenna Level	Antenna Factor	Cable Loss	Preamp Factor	Remark	Ant Pos	Table Pos	Pol/Phase
	MHz	dBuV/m	dB	dBuV/m	dBuV	dB/m	dB	dB		cm	deg	
1	11099.170	56.26	-23.74	80.00	42.95	38.40	9.71	34.80	PEAK	100	0	HORIZONTAL
2	11099.930	42.64	-17.36	60.00	29.33	38.40	9.71	34.80	AVERAGE	100	0	HORIZONTAL
3	16647.670	61.10	-13.20	74.30	44.90	39.13	11.91	34.85	PEAK	100	360	HORIZONTAL

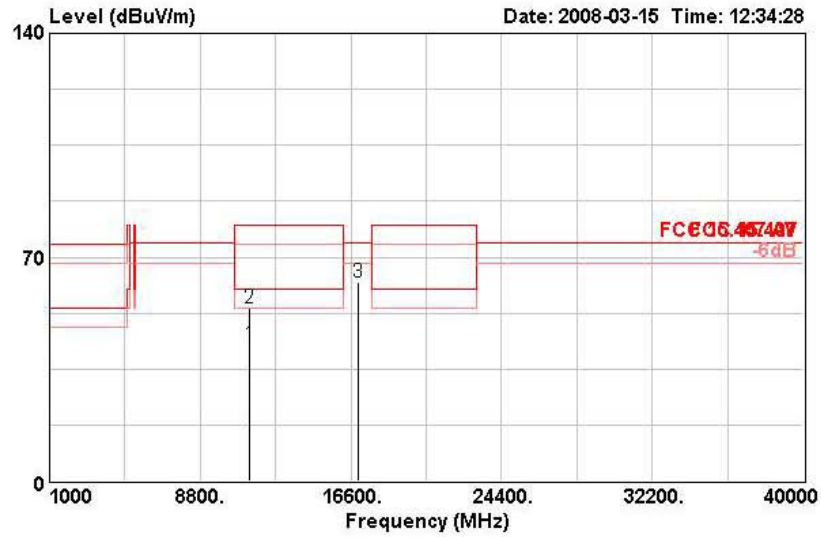
Vertical



	Freq	Level	Over Limit	Limit Line	ReadAntenna Level	Antenna Factor	Cable Loss	Preamp Factor	Remark	Ant Pos	Table Pos	Pol/Phase
	MHz	dBuV/m	dB	dBuV/m	dBuV	dB/m	dB	dB		cm	deg	
1	11102.170	52.41	-27.59	80.00	39.10	38.40	9.71	34.80	PEAK	100	360	VERTICAL
2	11102.420	42.72	-17.28	60.00	29.41	38.40	9.71	34.80	AVERAGE	100	360	VERTICAL
3	16649.050	59.65	-14.65	74.30	43.37	39.21	11.91	34.85	PEAK	100	0	VERTICAL

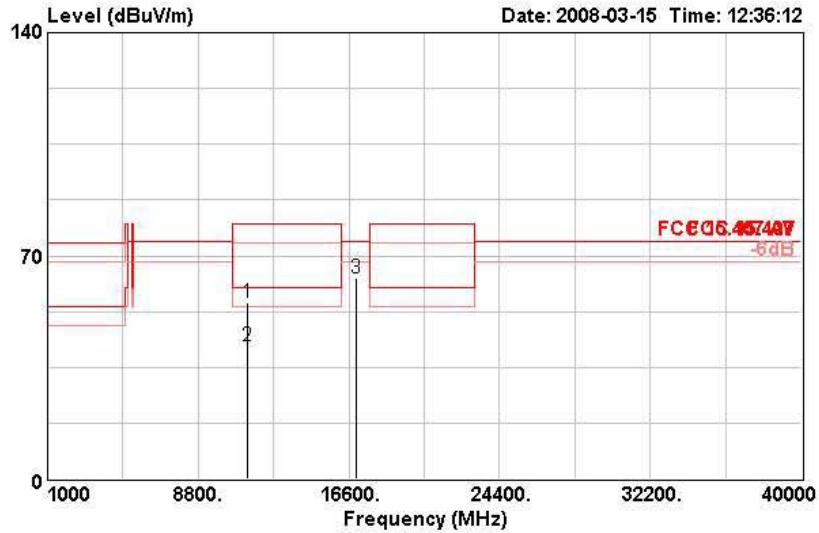
Temperature	23°C	Humidity	62%
Test Engineer	Jax Chen	Configurations	Draft n MCS8 40MHz Ch 134 / Ant. 1

**Horizontal**



	Freq	Level	Over Limit	Limit Line	ReadAntenna Level	Antenna Factor	Cable Loss	Preamp Factor	Remark	Ant Pos	Table Pos	Pol/Phase
	MHz	dBuV/m	dB	dBuV/m	dBuV	dB/m	dB	dB		cm	deg	
1	11341.280	42.74	-17.26	60.00	29.28	38.63	9.75	34.92	AVERAGE	100	360	HORIZONTAL
2	11342.310	53.91	-26.09	80.00	40.45	38.63	9.75	34.92	PEAK	100	360	HORIZONTAL
3	17011.760	62.07	-12.23	74.30	43.80	40.89	12.21	34.84	PEAK	100	0	HORIZONTAL

**Vertical**



	Freq	Level	Over Limit	Limit Line	ReadAntenna Level	Antenna Factor	Cable Loss	Preamp Factor	Remark	Ant Pos	Table Pos	Pol/Phase
	MHz	dBuV/m	dB	dBuV/m	dBuV	dB/m	dB	dB		cm	deg	
1	11339.540	55.45	-24.55	80.00	41.98	38.63	9.75	34.91	PEAK	100	0	VERTICAL
2	11340.270	41.88	-18.12	60.00	28.41	38.63	9.75	34.92	AVERAGE	100	0	VERTICAL
3 @	17007.550	62.85	-11.45	74.30	44.59	40.89	12.21	34.84	PEAK	100	360	VERTICAL

**Note:**

The amplitude of spurious emissions that are attenuated by more than 20dB below the permissible value has no need to be reported.

Emission level (dBuV/m) = 20 log Emission level (uV/m).

Corrected Reading: Antenna Factor + Cable Loss + Read Level - Preamp Factor = Level.

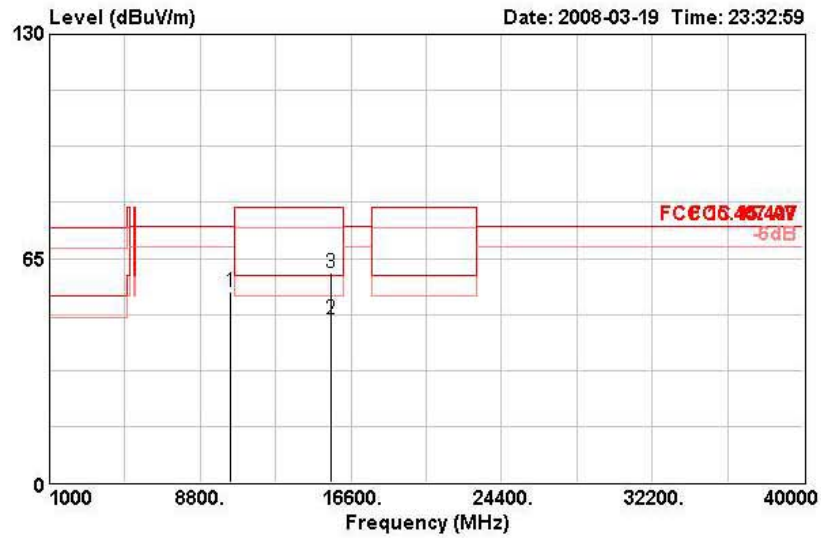
The limits above 5GHz shall be extrapolated to the specified distance using an extrapolation factor of 20 dB/decade from 3m to 1.5m.

Distance extrapolation factor = 20 log (specific distance [3m] / test distance [1.5m]) (dB);

Limit line = specific limits (dBuV) + distance extrapolation factor [6 dB].

Temperature	23°C	Humidity	62%
Test Engineer	Jax Chen	Configurations	Draft n MCS8 20MHz Ch 36 / Ant. 5

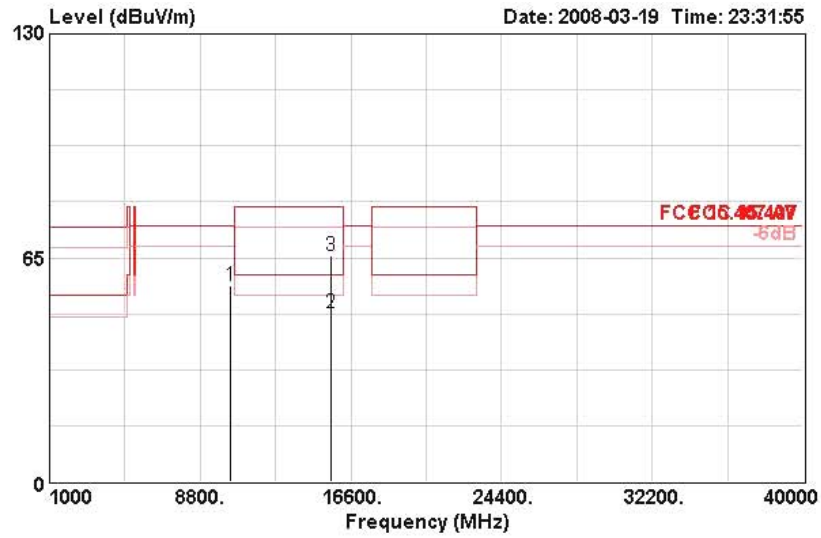
**Horizontal**



	Freq	Level	Over Limit	Limit Line	ReadAntenna Level	Antenna Factor	Cable Loss	Preamp Factor	Remark	Ant Pos	Table Pos	Pol/Phase
	MHz	dBuV/m	dB	dBuV/m	dBuV	dB/m	dB	dB		cm	deg	
1	10362.580	55.27	-19.03	74.30	42.69	38.37	9.32	35.12	PEAK	100	71	HORIZONTAL
2 @	15535.760	47.35	-12.65	60.00	33.45	37.67	11.52	35.28	AVERAGE	135	275	HORIZONTAL
3	15540.900	61.04	-18.96	80.00	47.13	37.67	11.52	35.28	PEAK	135	275	HORIZONTAL



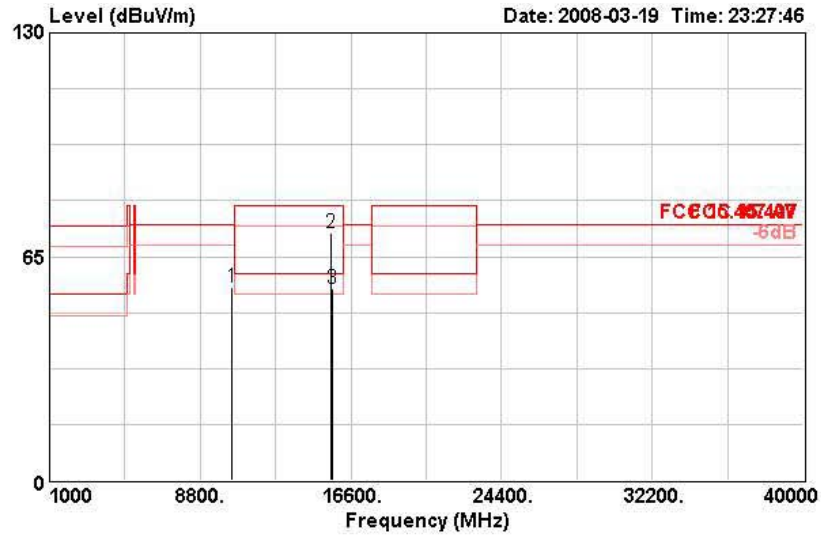
**Vertical**



	Freq	Level	Over Limit	Limit Line	ReadAntenna Level	Antenna Factor	Cable Loss	Preamp Factor	Remark	Ant Pos	Table Pos	Pol/Phase
	MHz	dBuV/m	dB	dBuV/m	dBuV	dB/m	dB	dB		cm	deg	
1	10359.140	56.99	-17.31	74.30	44.42	38.37	9.32	35.12	PEAK	121	213	VERTICAL
2 @	15541.300	49.16	-10.84	60.00	35.26	37.67	11.52	35.28	AVERAGE	127	277	VERTICAL
3 @	15541.880	65.65	-14.35	80.00	51.75	37.67	11.52	35.28	PEAK	127	277	VERTICAL

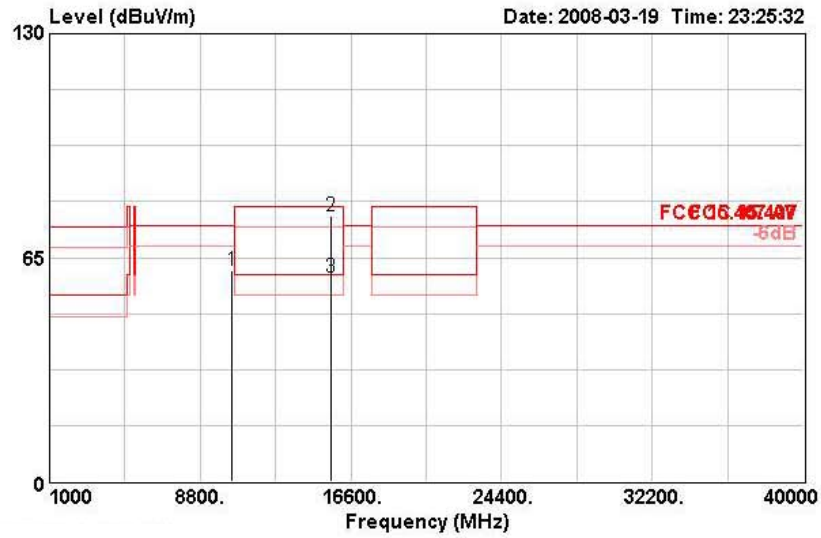
Temperature	23°C	Humidity	62%
Test Engineer	Jax Chen	Configurations	Draft n MCS8 20MHz Ch 52 / Ant. 5

**Horizontal**



	Freq	Level	Over Limit	Limit Line	ReadAntenna Level	Antenna Factor	Cable Loss	Preamp Factor	Remark	Ant Pos	Table Pos	Pol/Phase
	MHz	dBuV/m	dB	dBuV/m	dBuV	dB/m	dB	dB		cm	deg	
1	10400.120	56.18	-18.12	74.30	43.49	38.38	9.36	35.05	PEAK	149	140	HORIZONTAL
2 @	15599.180	71.92	-8.08	80.00	58.11	37.60	11.52	35.31	PEAK	136	263	HORIZONTAL
3 @	15604.920	55.88	-4.12	60.00	42.07	37.60	11.52	35.31	AVERAGE	136	263	HORIZONTAL

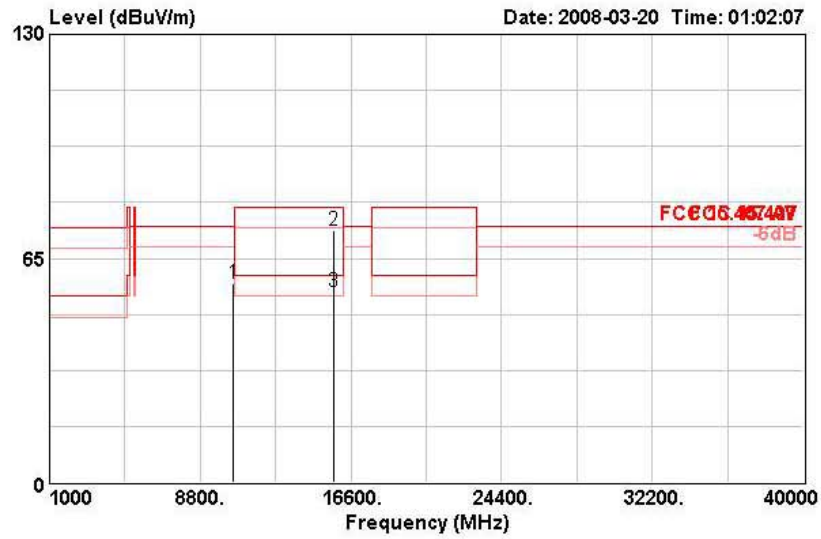
Vertical



	Freq	Level	Over Limit	Limit Line	ReadAntenna Level	Antenna Factor	Cable Loss	Preamp Factor	Remark	Ant Pos	Table Pos	Pol/Phase
	MHz	dBuV/m	dB	dBuV/m	dBuV	dB/m	dB	dB		cm	deg	
1 @	10399.900	61.35	-12.95	74.30	48.67	38.38	9.36	35.05	PEAK	129	113	VERTICAL
2 @	15599.300	77.14	-2.86	80.00	63.34	37.60	11.52	35.31	PEAK	119	265	VERTICAL
3 @	15599.960	59.41	-0.59	60.00	45.61	37.60	11.52	35.31	AVERAGE	119	265	VERTICAL

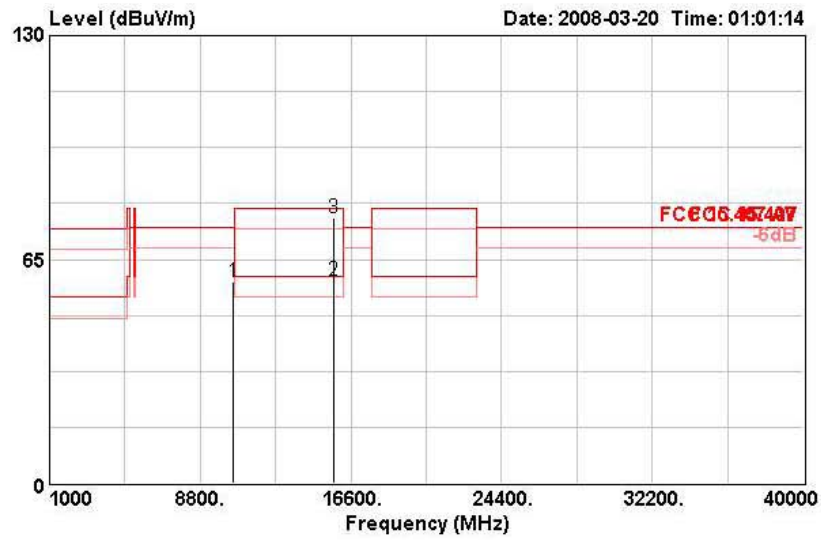
<b>Temperature</b>	23°C	<b>Humidity</b>	62%
<b>Test Engineer</b>	Jax Chen	<b>Configurations</b>	Draft n MCS8 20MHz Ch 48 / Ant. 5

**Horizontal**



	Freq	Level	Over Limit	Limit Line	ReadAntenna Level	Antenna Factor	Cable Loss	Preamp Factor	Remark	Ant Pos	Table Pos	Pol/Phase
	MHz	dBuV/m	dB	dBuV/m	dBuV	dB/m	dB	dB		cm	deg	
1	10482.350	57.83	-16.47	74.30	44.98	38.40	9.41	34.96	PEAK	130	118	HORIZONTAL
2 @	15721.900	73.22	-6.78	80.00	59.57	37.48	11.51	35.35	PEAK	135	265	HORIZONTAL
3 @	15722.670	55.40	-4.60	60.00	41.76	37.48	11.51	35.35	AVERAGE	135	265	HORIZONTAL

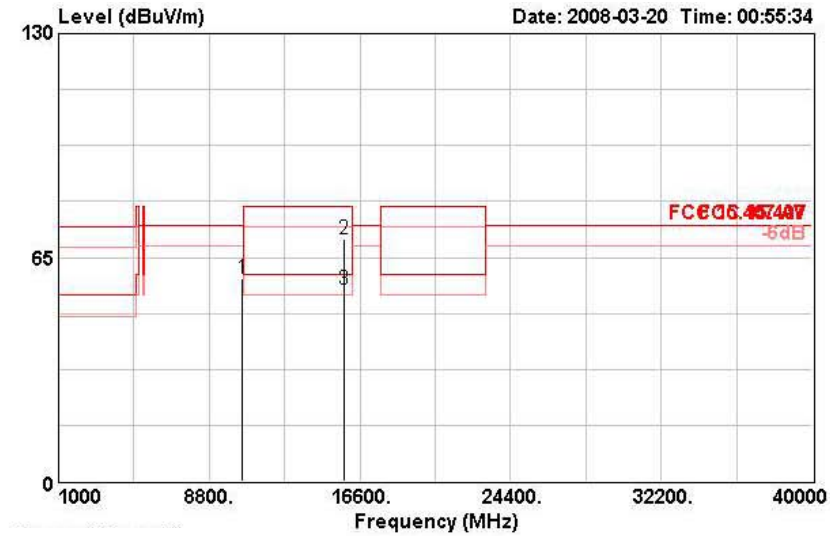
Vertical



	Freq	Level	Over Limit	Limit Line	ReadAntenna Level	Antenna Factor	Cable Loss	Preamp Factor	Remark	Ant Pos	Table Pos	Pol/Phase
	MHz	dBuV/m	dB	dBuV/m	dBuV	dB/m	dB	dB		cm	deg	
1	10483.220	58.59	-15.71	74.30	45.74	38.40	9.41	34.96	PEAK	119	210	VERTICAL
2 @	15723.300	58.89	-1.11	60.00	45.24	37.48	11.51	35.35	AVERAGE	121	263	VERTICAL
3 @	15723.520	77.16	-2.84	80.00	63.52	37.48	11.51	35.35	PEAK	121	263	VERTICAL

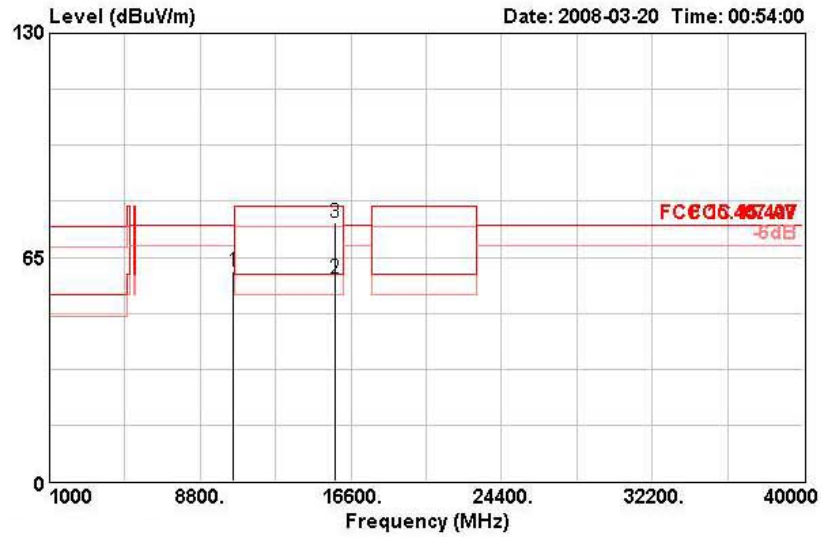
Temperature	23°C	Humidity	62%
Test Engineer	Jax Chen	Configurations	Draft n MCS8 20MHz Ch 52 / Ant. 5

**Horizontal**



	Freq	Level	Over Limit	Limit Line	ReadAntenna Level	Antenna Factor	Cable Loss	Preamp Factor	Remark	Ant Pos	Table Pos	Pol/Phase
	MHz	dBuV/m	dB	dBuV/m	dBuV	dB/m	dB	dB		cm	deg	
1	10525.960	59.02	-15.28	74.30	46.09	38.40	9.44	34.92	PEAK	143	159	HORIZONTAL
2 @	15777.760	70.34	-9.66	80.00	56.78	37.42	11.51	35.37	PEAK	111	182	HORIZONTAL
3 @	15789.480	55.54	-4.46	60.00	42.00	37.41	11.51	35.37	AVERAGE	111	182	HORIZONTAL

Vertical

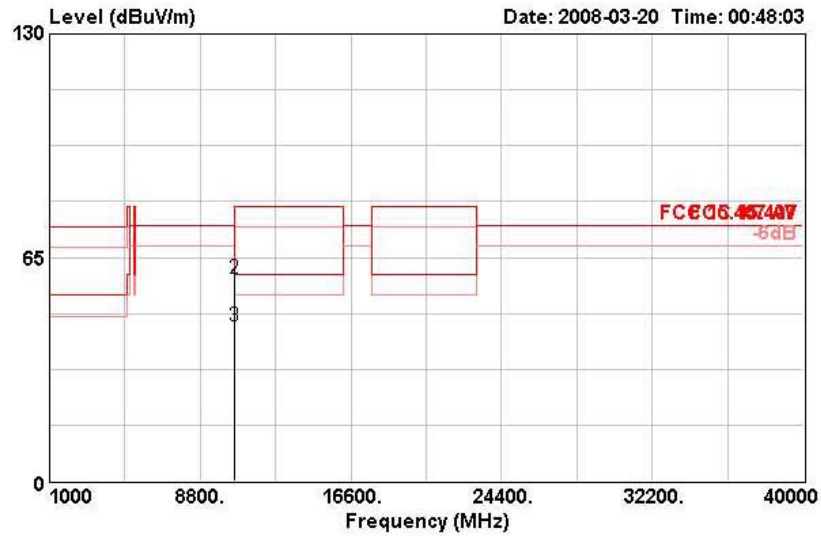


	Freq	Level	Over Limit	Limit Line	ReadAntenna Level	Antenna Factor	Cable Loss	Preamp Factor	Remark	Ant Pos	Table Pos	Pol/Phase
	MHz	dBuV/m	dB	dBuV/m	dBuV	dB/m	dB	dB		cm	deg	
1 @	10520.840	60.67	-13.63	74.30	47.77	38.40	9.43	34.93	PEAK	118	218	VERTICAL
2 @	15780.080	58.95	-1.05	60.00	45.39	37.42	11.51	35.37	AVERAGE	123	261	VERTICAL
3 @	15782.080	75.26	-4.74	80.00	61.72	37.41	11.51	35.37	PEAK	123	261	VERTICAL



Temperature	23°C	Humidity	62%
Test Engineer	Jax Chen	Configurations	Draft n MCS8 20MHz Ch 60 / Ant. 5

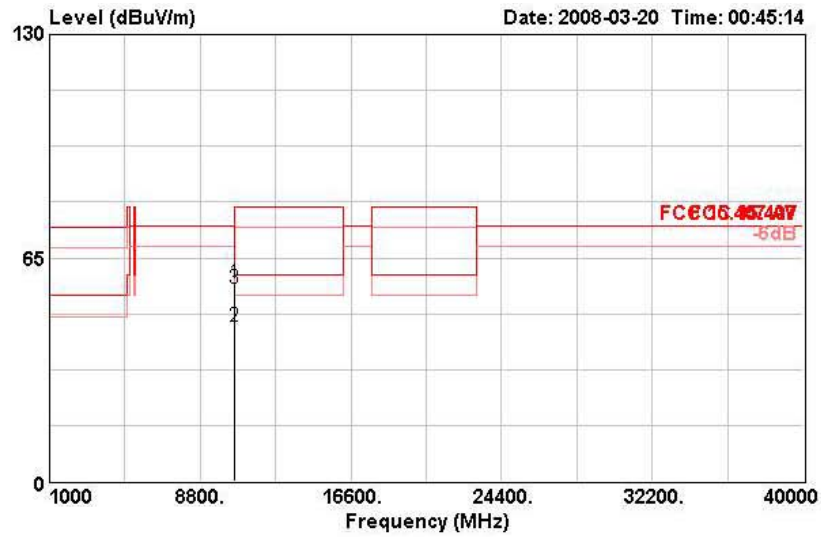
Horizontal



	Freq	Level	Over Limit	Limit Line	ReadAntenna Level	Antenna Factor	Cable Loss	Preamp Factor	Remark	Ant Pos	Table Pos	Pol/Phase
	MHz	dBuV/m	dB	dBuV/m	dBuV	dB/m	dB	dB		cm	deg	
1	10597.080	56.69	-17.61	74.30	43.74	38.38	9.47	34.90	PEAK	130	89	HORIZONTAL
2	10600.080	58.84	-21.16	80.00	45.89	38.38	9.47	34.90	PEAK	130	89	HORIZONTAL
3 @	10602.680	45.19	-14.81	60.00	32.21	38.38	9.48	34.89	AVERAGE	130	89	HORIZONTAL



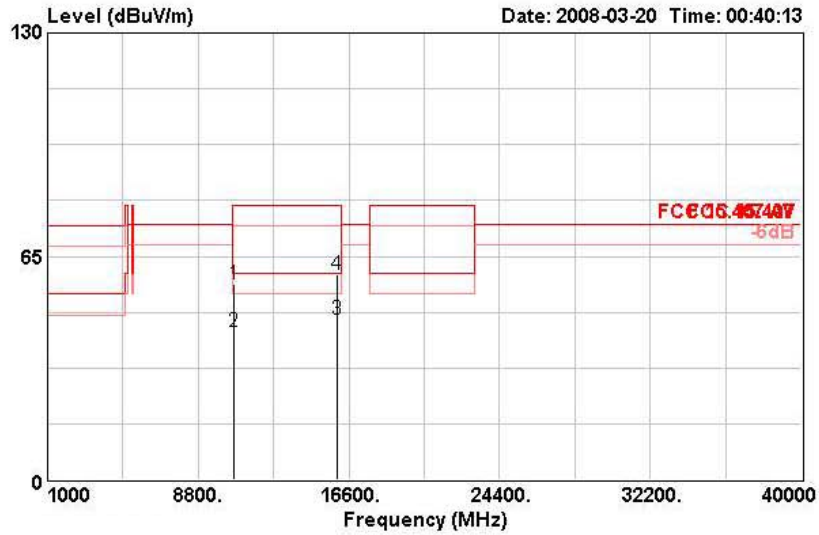
**Vertical**



	Freq	Level	Over Limit	Limit Line	ReadAntenna Level	Antenna Factor	Cable Loss	Preamp Factor	Remark	Ant Pos	Table Pos	Pol/Phase
	MHz	dBuV/m	dB	dBuV/m	dBuV	dB/m	dB	dB		cm	deg	
1	10594.680	57.66	-16.64	74.30	44.71	38.38	9.47	34.90	PEAK	123	223	VERTICAL
2 @	10600.800	45.24	-14.76	60.00	32.27	38.38	9.48	34.89	AVERAGE	123	223	VERTICAL
3	10601.200	56.13	-23.87	80.00	43.16	38.38	9.48	34.89	PEAK	123	223	VERTICAL

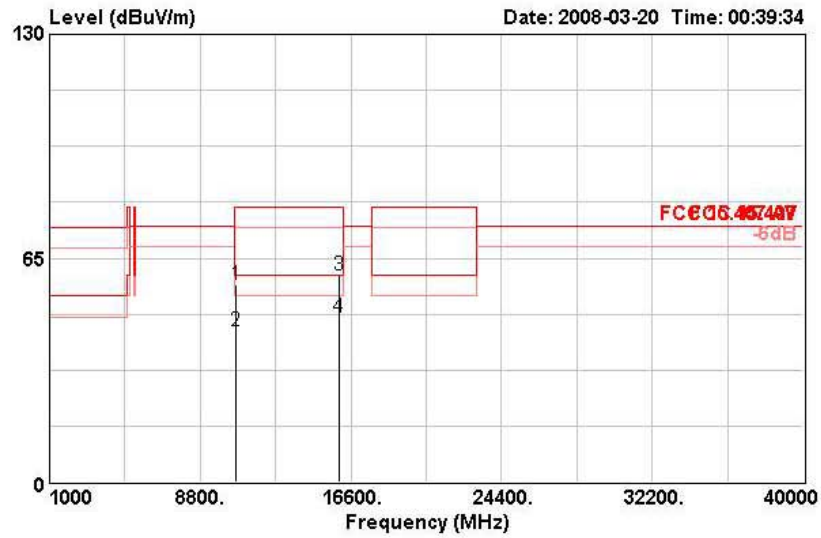
Temperature	23°C	Humidity	62%
Test Engineer	Jax Chen	Configurations	Draft n MCS8 20MHz Ch 64 / Ant. 5

**Horizontal**



	Freq	Level	Over Limit	Limit Line	ReadAntenna Level	Antenna Factor	Cable Loss	Preamp Factor	Remark	Ant Pos	Table Pos	Pol/Phase
	MHz	dBuV/m	dB	dBuV/m	dBuV	dB/m	dB	dB		cm	deg	
1	10638.490	56.93	-23.07	80.00	43.94	38.37	9.50	34.88	PEAK	148	164	HORIZONTAL
2	10641.310	43.01	-16.99	60.00	30.02	38.37	9.50	34.88	AVERAGE	148	164	HORIZONTAL
3 @	15959.850	46.78	-13.22	60.00	33.48	37.23	11.50	35.44	AVERAGE	120	280	HORIZONTAL
4	15960.430	59.74	-20.26	80.00	46.44	37.23	11.50	35.44	PEAK	120	280	HORIZONTAL

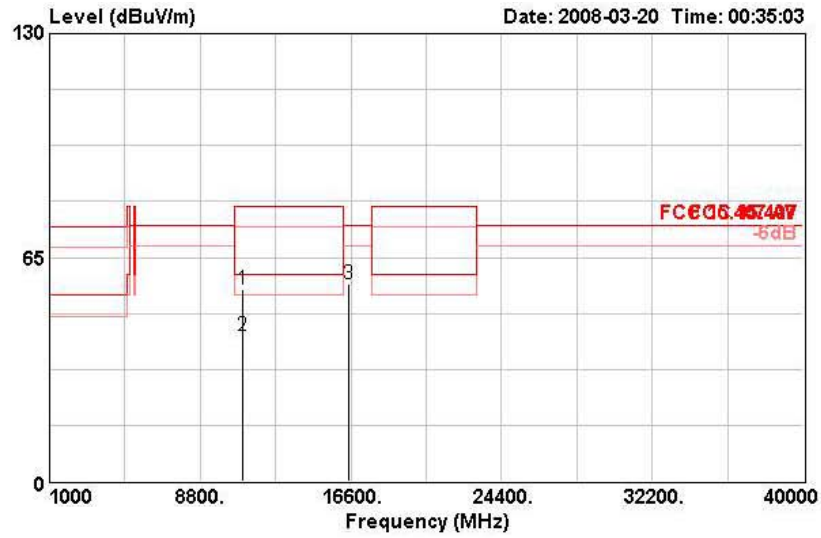
Vertical



	Freq	Level	Over Limit	Limit Line	ReadAntenna Level	Antenna Factor	Cable Loss	Preamp Factor	Remark	Ant Pos	Table Pos	Pol/Phase
	MHz	dBuV/m	dB	dBuV/m	dBuV	dB/m	dB	dB		cm	deg	
1	10639.170	57.46	-22.54	80.00	44.47	38.37	9.50	34.88	PEAK	120	234	VERTICAL
2	10641.330	44.01	-15.99	60.00	31.02	38.37	9.50	34.88	AVERAGE	120	234	VERTICAL
3	15958.180	60.18	-19.82	80.00	46.88	37.23	11.50	35.44	PEAK	100	136	VERTICAL
4 @	15960.470	47.64	-12.36	60.00	34.34	37.23	11.50	35.44	AVERAGE	100	136	VERTICAL

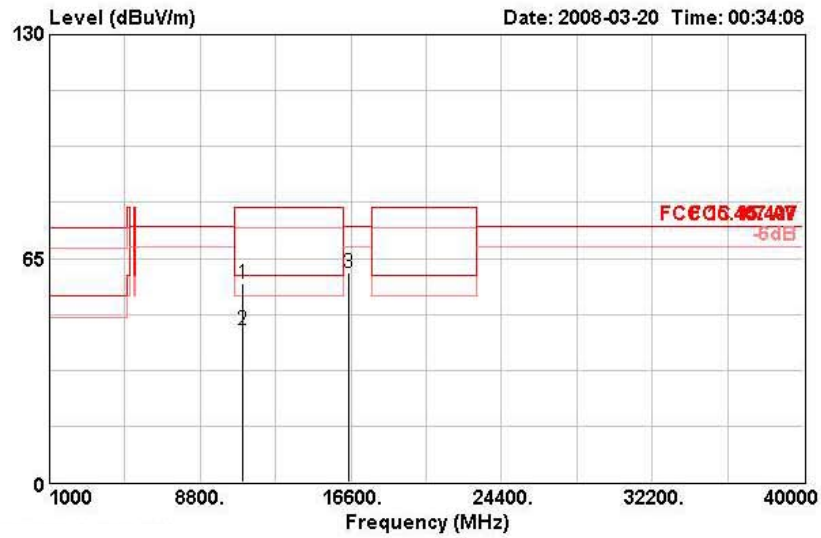
Temperature	23°C	Humidity	62%
Test Engineer	Jax Chen	Configurations	Draft n MCS8 20MHz Ch 100 / Ant. 5

**Horizontal**



	Freq	Level	Over Limit	Limit Line	ReadAntenna Level	Antenna Factor	Cable Loss	Preamp Factor	Remark	Ant Pos	Table Pos	Pol/Phase
	MHz	dBuV/m	dB	dBuV/m	dBuV	dB/m	dB	dB		cm	deg	
1	10997.880	55.82	-24.18	80.00	42.59	38.30	9.69	34.76	PEAK	131	128	HORIZONTAL
2	11001.330	42.37	-17.63	60.00	29.14	38.30	9.69	34.76	AVERAGE	131	128	HORIZONTAL
3	16497.960	57.14	-17.16	74.30	41.71	38.50	11.78	34.86	PEAK	125	178	HORIZONTAL

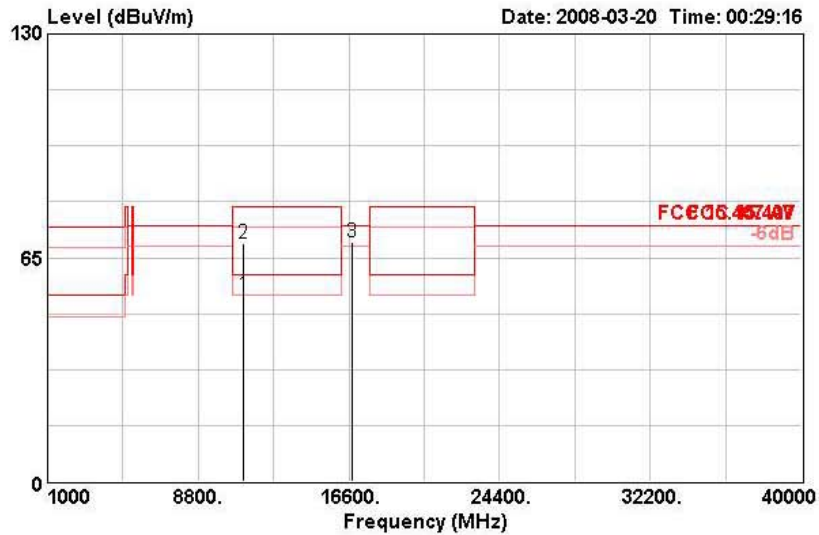
**Vertical**



	Freq	Level	Over Limit	Limit Line	ReadAntenna Level	Antenna Factor	Cable Loss	Preamp Factor	Remark	Ant Pos	Table Pos	Pol/Phase
	MHz	dBuV/m	dB	dBuV/m	dBuV	dB/m	dB	dB		cm	deg	
1	10999.440	57.77	-22.23	80.00	44.54	38.30	9.69	34.76	PEAK	118	232	VERTICAL
2	11001.390	44.24	-15.76	60.00	31.00	38.30	9.69	34.76	AVERAGE	118	232	VERTICAL
3 @	16500.840	61.05	-13.25	74.30	45.62	38.50	11.78	34.86	PEAK	112	250	VERTICAL

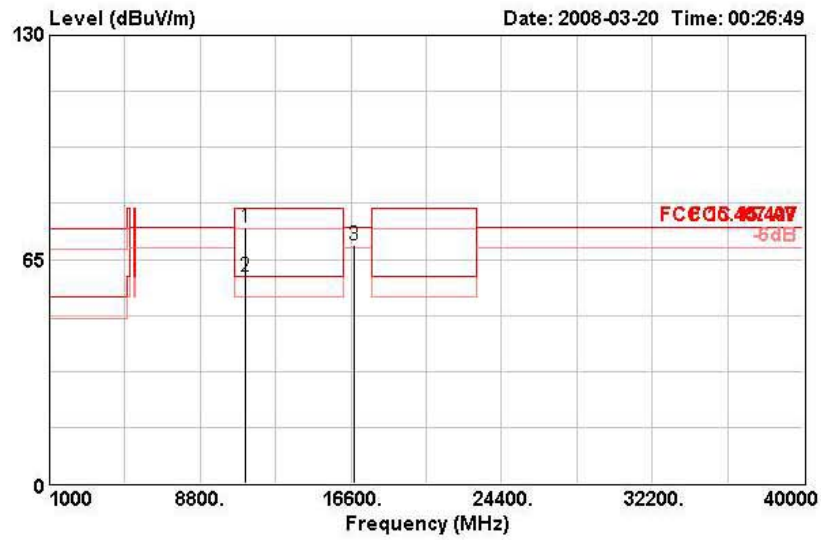
Temperature	23°C	Humidity	62%
Test Engineer	Jax Chen	Configurations	Draft n MCS8 20MHz Ch 116 / Ant. 5

**Horizontal**



	Freq	Level	Over Limit	Limit Line	ReadAntenna	Cable Preamp	Loss Factor	Preamp	Remark	Ant Pos	Table Pos	Pol/Phase
	MHz	dBuV/m	dB	dBuV/m	dBuV	dB/m	dB	dB		cm	deg	
1 @	11159.990	53.96	-6.04	60.00	40.61	38.47	9.72	34.83	AVERAGE	126	150	HORIZONTAL
2 @	11160.420	69.20	-10.80	80.00	55.84	38.47	9.72	34.83	PEAK	126	150	HORIZONTAL
3 @	16742.500	69.58	-4.72	74.30	52.84	39.61	11.98	34.84	PEAK	134	261	HORIZONTAL

Vertical

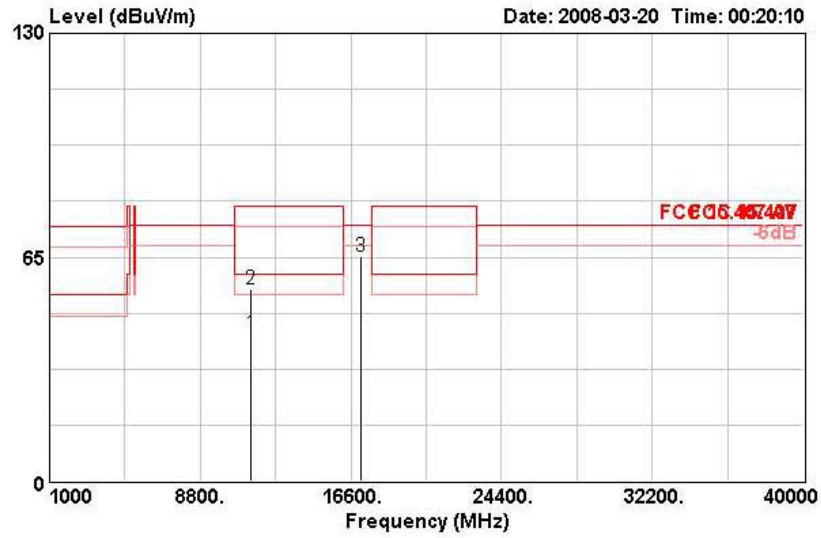


	Freq	Level	Over Limit	Limit Line	ReadAntenna Level	Antenna Factor	Cable Loss	Preamp Factor	Remark	Ant Pos	Table Pos	Pol/Phase
	MHz	dBuV/m	dB	dBuV/m	dBuV	dB/m	dB	dB		cm	deg	
1 @	11159.900	74.14	-5.86	80.00	60.79	38.47	9.72	34.83	PEAK	112	169	VERTICAL
2 @	11159.990	59.94	-0.06	60.00	46.58	38.47	9.72	34.83	AVERAGE	112	169	VERTICAL
3 @	16739.500	69.31	-4.99	74.30	52.57	39.61	11.98	34.84	PEAK	125	261	VERTICAL



Temperature	23°C	Humidity	62%
Test Engineer	Jax Chen	Configurations	Draft n MCS8 20MHz Ch 140 / Ant. 5

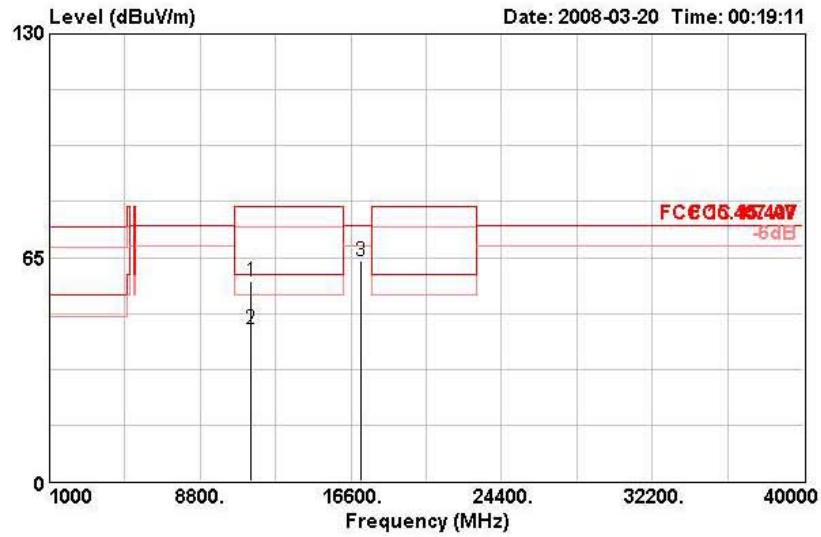
Horizontal



	Freq	Level	Over	Limit	ReadAntenna	Cable	Preamp	Remark	Ant	Table	
	MHz	dBuV/m	dB	dBuV/m	dBuV	dB/m	dB	dB	cm	deg	Pol/Phase
1	11395.980	42.62	-17.38	60.00	29.10	38.70	9.76	34.95	AVERAGE	162	124 HORIZONTAL
2	11402.200	55.67	-24.33	80.00	42.16	38.70	9.76	34.95	PEAK	162	124 HORIZONTAL
3 @	17098.820	65.07	-9.23	74.30	46.35	41.36	12.23	34.87	PEAK	118	153 HORIZONTAL



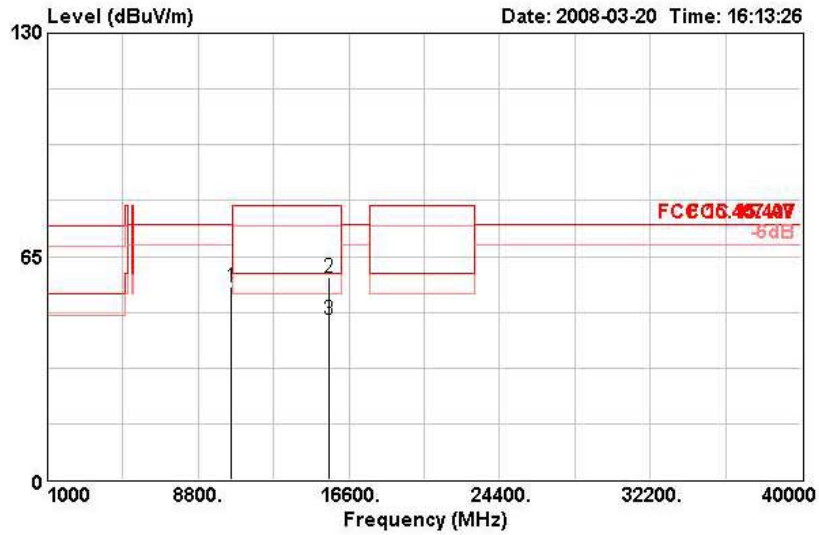
Vertical



	Freq	Level	Over Limit	Limit Line	ReadAntenna Level	Antenna Factor	Cable Loss	Preamp Factor	Remark	Ant Pos	Table Pos	Pol/Phase
	MHz	dBUV/m	dB	dBUV/m	dBuV	dB/m	dB	dB		cm	deg	
1	11397.920	58.19	-21.81	80.00	44.67	38.70	9.76	34.95	PEAK	118	133	VERTICAL
2	11404.300	44.37	-15.63	60.00	30.86	38.70	9.76	34.95	AVERAGE	118	133	VERTICAL
3 @	17101.180	63.90	-10.40	74.30	45.17	41.36	12.23	34.87	PEAK	111	273	VERTICAL

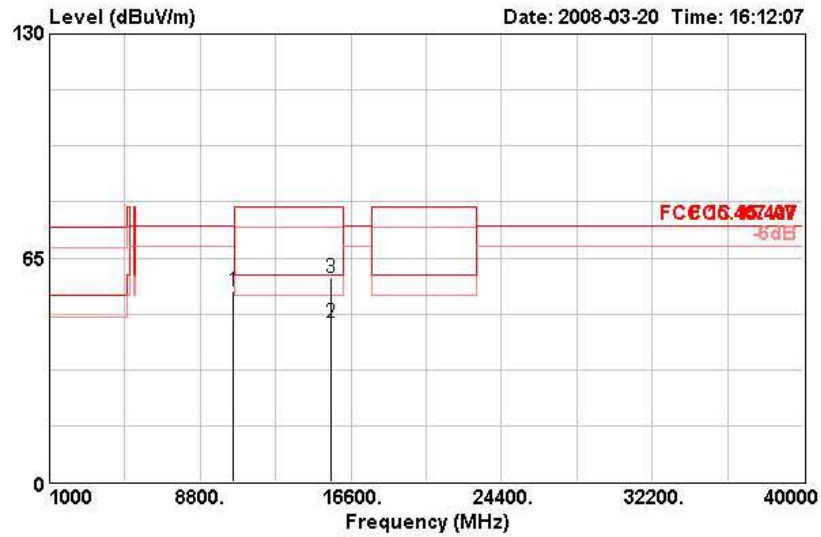
Temperature	23°C	Humidity	62%
Test Engineer	Jax Chen	Configurations	Draft n MCS8 40MHz Ch 38 / Ant. 5

**Horizontal**



	Freq	Level	Over Limit	Limit Line	ReadAntenna Level	Antenna Factor	Cable Loss	Preamp Factor	Remark	Ant Pos	Table Pos	Pol/Phase
	MHz	dBuV/m	dB	dBuV/m	dBuV	dB/m	dB	dB		cm	deg	
1	10496.000	56.09	-18.21	74.30	43.24	38.40	9.41	34.96	PEAK	100	80	HORIZONTAL
2	15579.140	58.87	-21.13	80.00	45.04	37.61	11.52	35.30	PEAK	113	87	HORIZONTAL
3 @	15581.600	46.74	-13.26	60.00	32.91	37.61	11.52	35.30	AVERAGE	113	87	HORIZONTAL

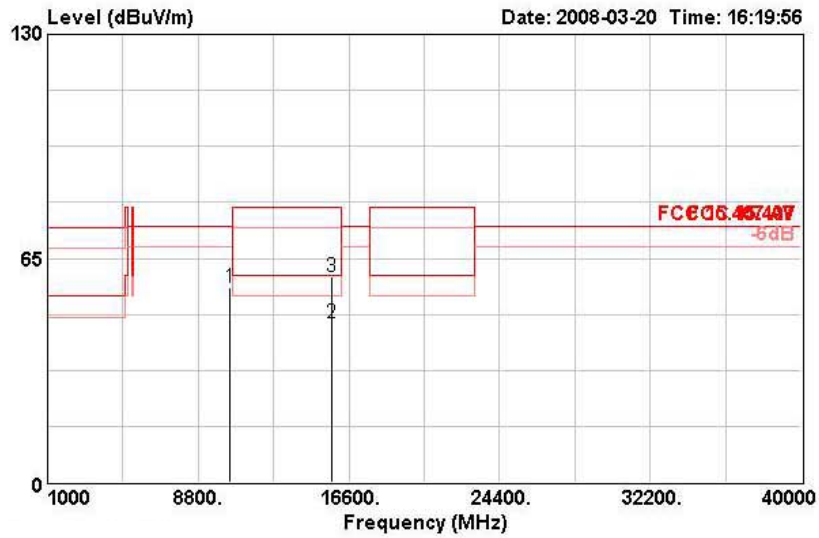
Vertical



	Freq	Level	Over Limit	Limit Line	ReadAntenna Level	Antenna Factor	Cable Loss	Preamp Factor	Remark	Ant Pos	Table Pos	Pol/Phase
	MHz	dBUV/m	dB	dBUV/m	dBuV	dB/m	dB	dB		cm	deg	
1	10488.000	55.47	-18.83	74.30	42.62	38.40	9.41	34.96	PEAK	100	117	VERTICAL
2 @	15582.820	46.08	-13.92	60.00	32.25	37.61	11.52	35.30	AVERAGE	118	228	VERTICAL
3	15584.980	59.38	-20.62	80.00	45.55	37.61	11.52	35.30	PEAK	118	228	VERTICAL

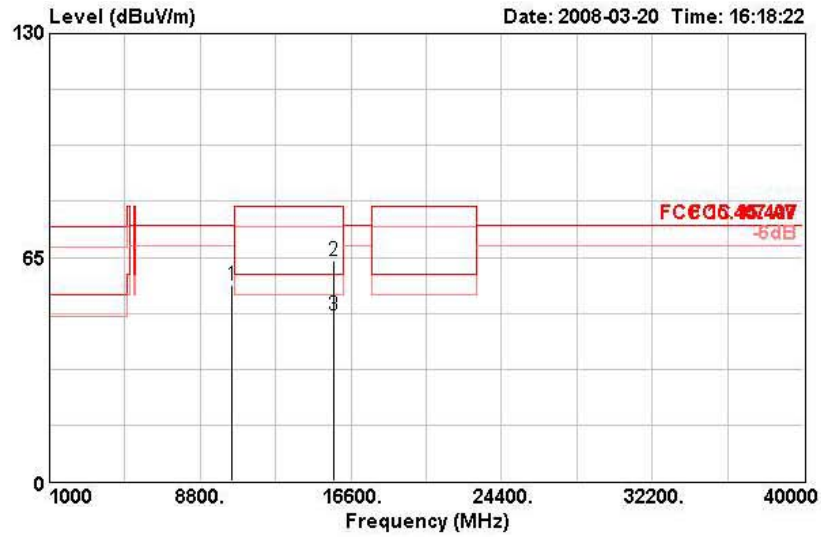
Temperature	23°C	Humidity	62%
Test Engineer	Jax Chen	Configurations	Draft n MCS8 40MHz Ch 46 / Ant. 5

**Horizontal**



	Freq	Level	Over Limit	Limit Line	ReadAntenna Level	Antenna Factor	Cable Loss	Preamp Factor	Remark	Ant Pos	Table Pos	Pol/Phase
	MHz	dBuV/m	dB	dBuV/m	dBuV	dB/m	dB	dB		cm	deg	
1	10459.340	56.38	-17.92	74.30	43.59	38.39	9.39	34.99	PEAK	136	84	HORIZONTAL
2 @	15685.180	46.16	-13.84	60.00	32.47	37.51	11.51	35.34	AVERAGE	120	134	HORIZONTAL
3	15689.780	59.54	-20.46	80.00	45.86	37.51	11.51	35.34	PEAK	120	134	HORIZONTAL

Vertical



	Freq	Level	Over Limit	Limit Line	ReadAntenna Level	Antenna Factor	Cable Loss	Preamp Factor	Remark	Ant Pos	Table Pos	Pol/Phase
	MHz	dBuV/m	dB	dBuV/m	dBuV	dB/m	dB	dB		cm	deg	
1	10460.020	56.89	-17.41	74.30	44.10	38.39	9.39	34.99	PEAK	130	265	VERTICAL
2	15685.980	63.86	-16.14	80.00	50.17	37.51	11.51	35.34	PEAK	134	282	VERTICAL
3 @	15691.980	48.38	-11.62	60.00	34.69	37.51	11.51	35.34	AVERAGE	134	282	VERTICAL