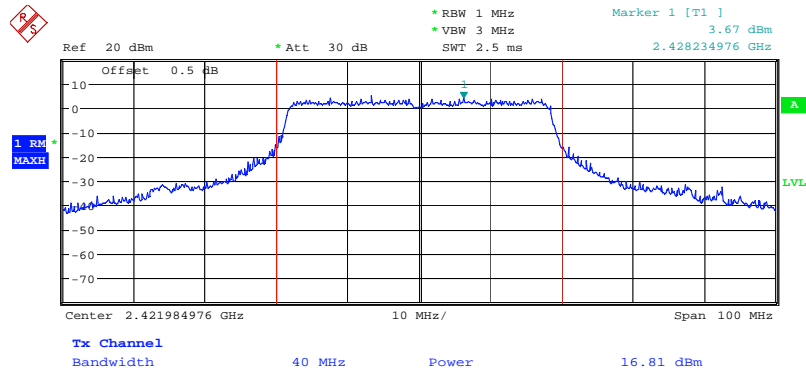
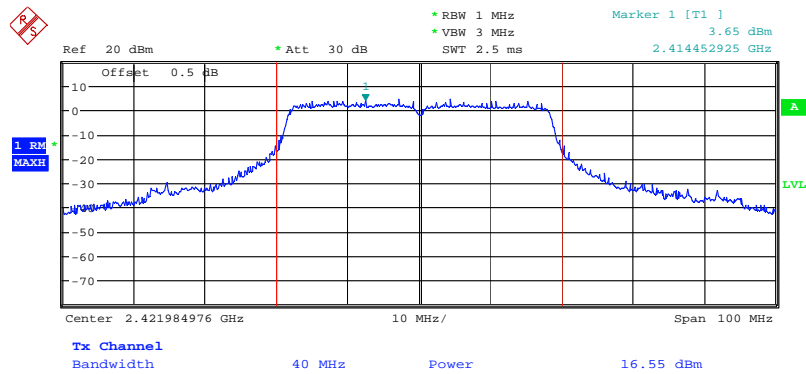


### Conducted Output Power Plot on Configuration Draft n MCS8 40MHz Ant. 4-2/ 2422 MHz



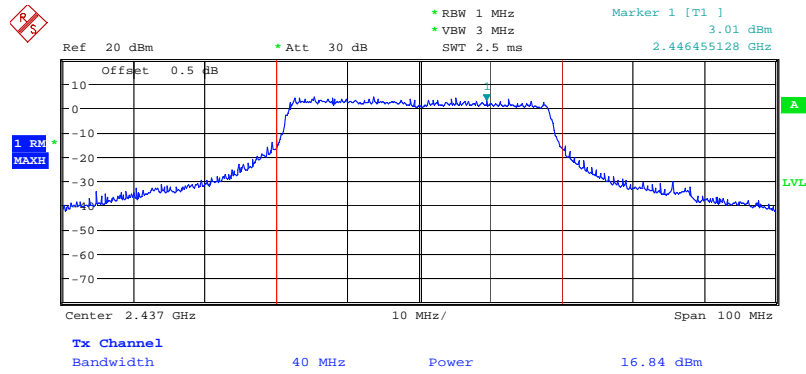
Date: 21.MAR.2008 18:12:13

### Conducted Output Power Plot on Configuration Draft n MCS8 40MHz Ant. 4-3/ 2422 MHz



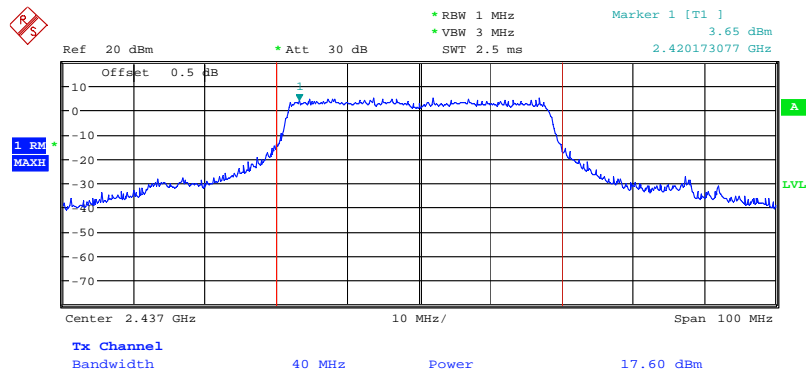
Date: 21.MAR.2008 18:13:14

### Conducted Output Power Plot on Configuration Draft n MCS8 40MHz Ant. 4-1/ 2437 MHz



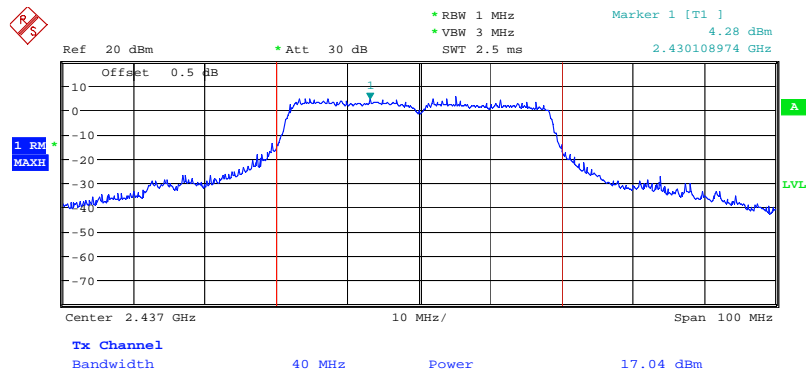
Date: 21.MAR.2008 18:22:22

### Conducted Output Power Plot on Configuration Draft n MCS8 40MHz Ant. 4-2/ 2437 MHz



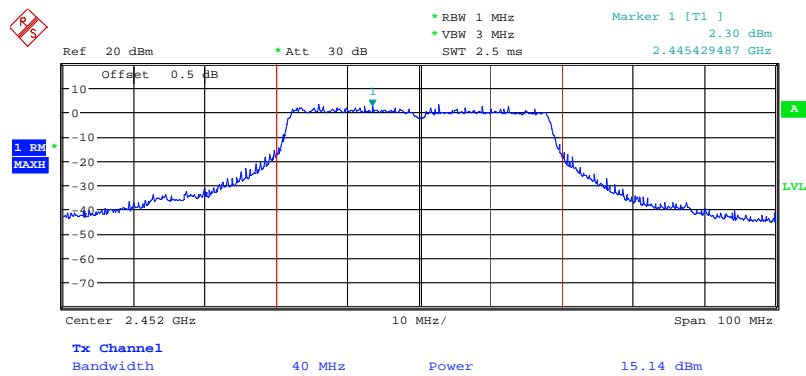
Date: 21.MAR.2008 18:21:10

### Conducted Output Power Plot on Configuration Draft n MCS8 40MHz Ant. 4-3/ 2437 MHz



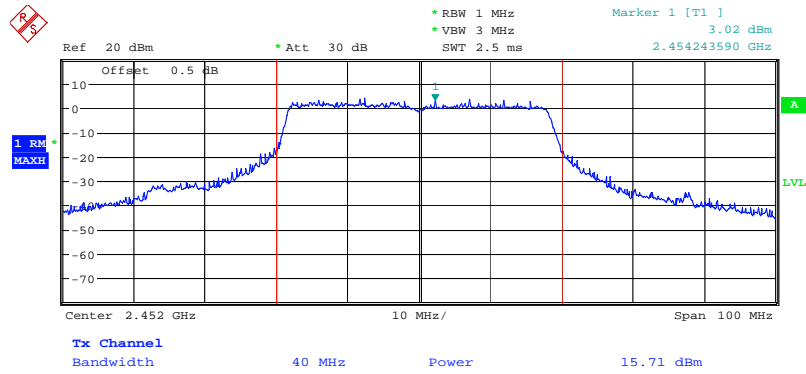
Date: 21.MAR.2008 18:19:46

### Conducted Output Power Plot on Configuration Draft n MCS8 40MHz Ant. 4-1/ 2452 MHz



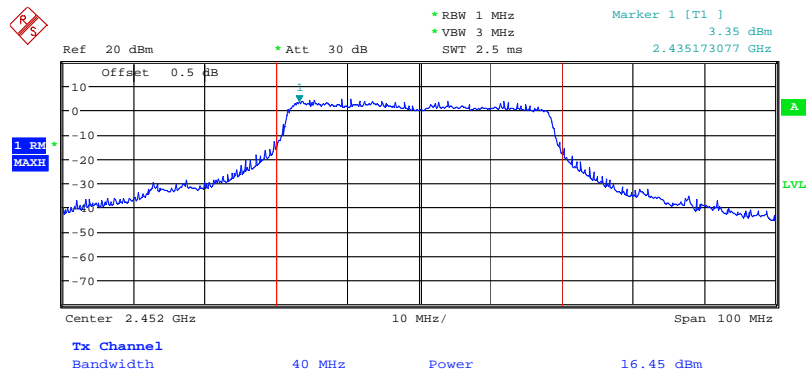
Date: 21.MAR.2008 18:23:27

### Conducted Output Power Plot on Configuration Draft n MCS8 40MHz Ant. 4-2/ 2452 MHz



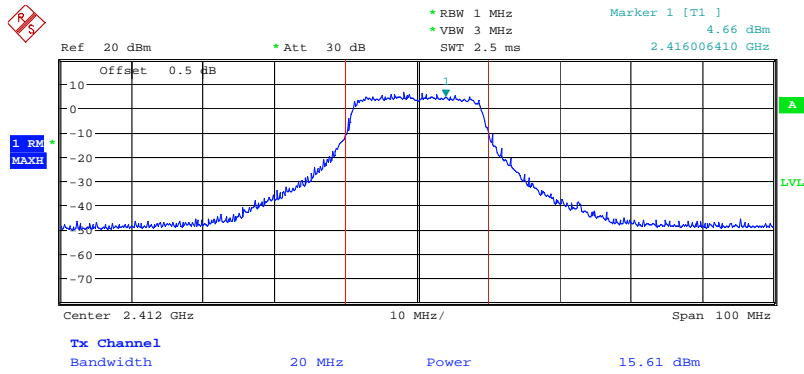
Date: 21.MAR.2008 18:24:13

### Conducted Output Power Plot on Configuration Draft n MCS8 40MHz Ant. 4-3/ 2452 MHz



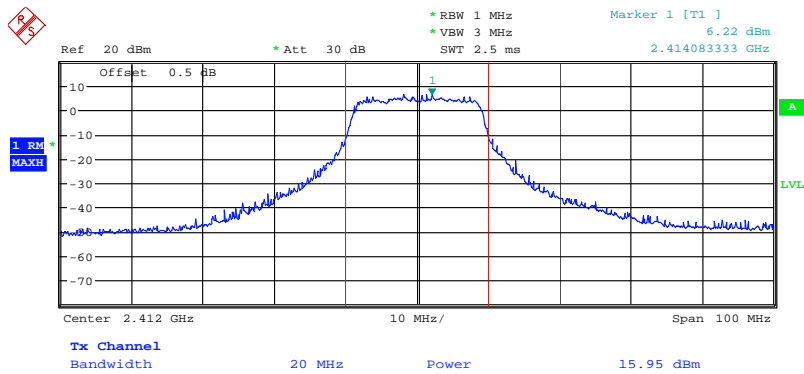
Date: 21.MAR.2008 18:26:19

### Conducted Output Power Plot on Configuration Draft n MCS8 20MHz Ant. 5-1/ 2412 MHz



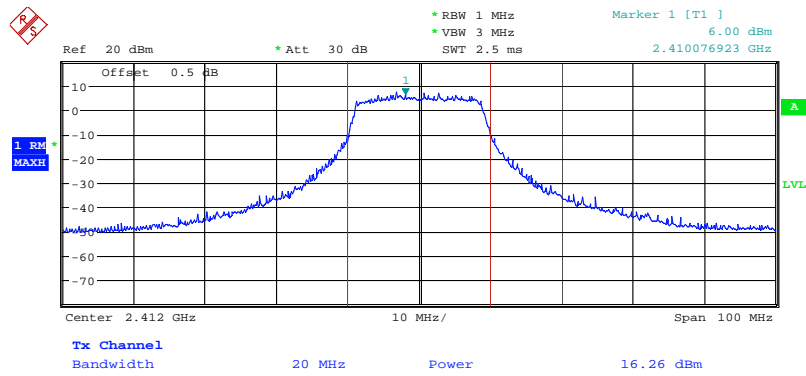
Date: 21.MAR.2008 15:24:18

### Conducted Output Power Plot on Configuration Draft n MCS8 20MHz Ant. 5-2/ 2412 MHz



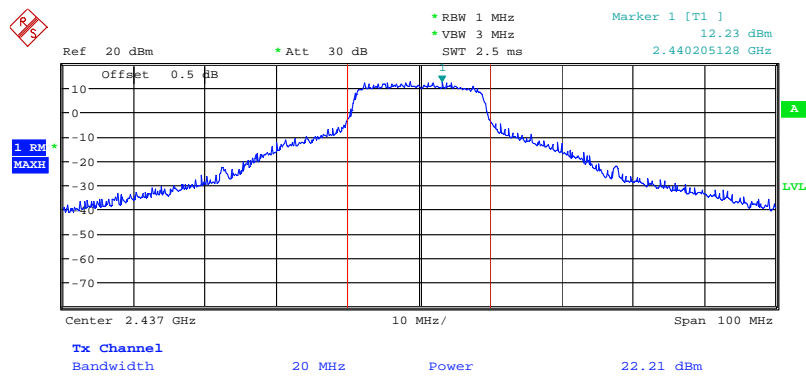
Date: 21.MAR.2008 15:23:24

### Conducted Output Power Plot on Configuration Draft n MCS8 20MHz Ant. 5-3/ 2412 MHz



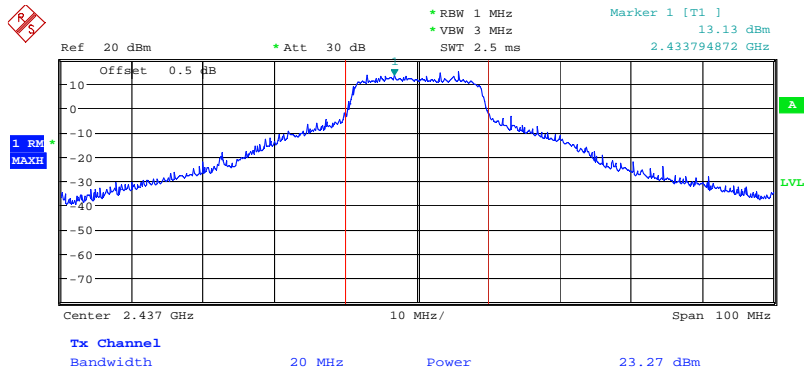
Date: 21.MAR.2008 15:22:45

### Conducted Output Power Plot on Configuration Draft n MCS8 20MHz Ant. 5-1/ 2437 MHz



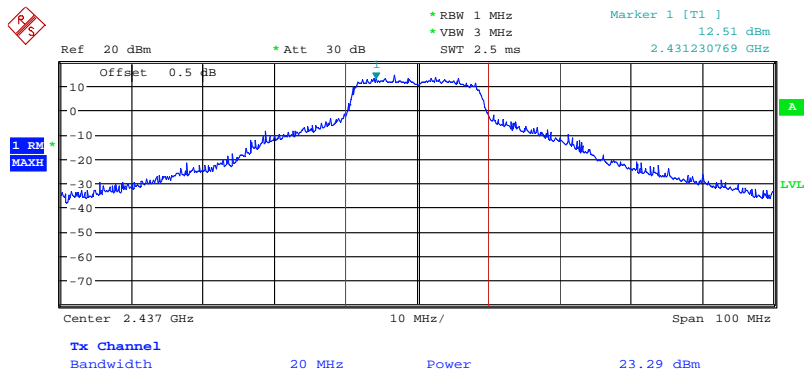
Date: 21.MAR.2008 15:19:21

### Conducted Output Power Plot on Configuration Draft n MCS8 20MHz Ant. 5-2/ 2437 MHz



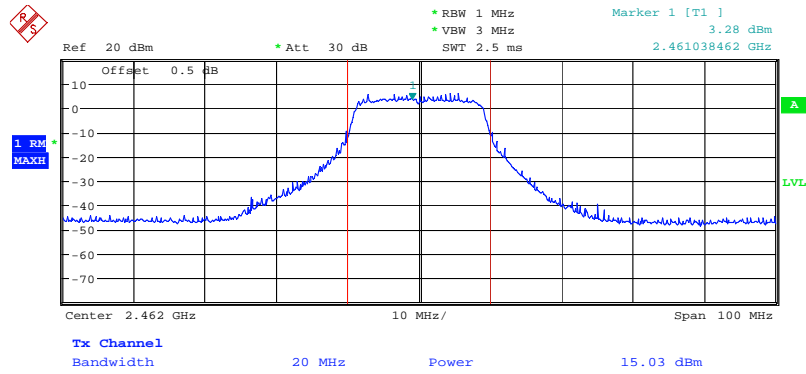
Date: 21.MAR.2008 15:20:12

### Conducted Output Power Plot on Configuration Draft n MCS8 20MHz Ant. 5-3/ 2437 MHz



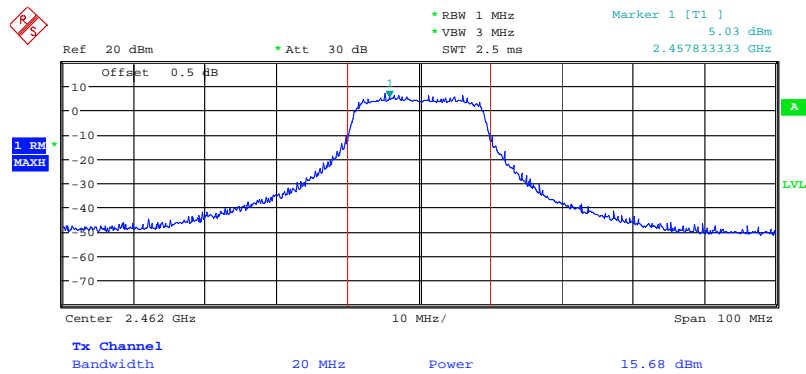
Date: 21.MAR.2008 15:20:54

### Conducted Output Power Plot on Configuration Draft n MCS8 20MHz Ant. 5-1/ 2462 MHz



Date: 21.MAR.2008 15:18:07

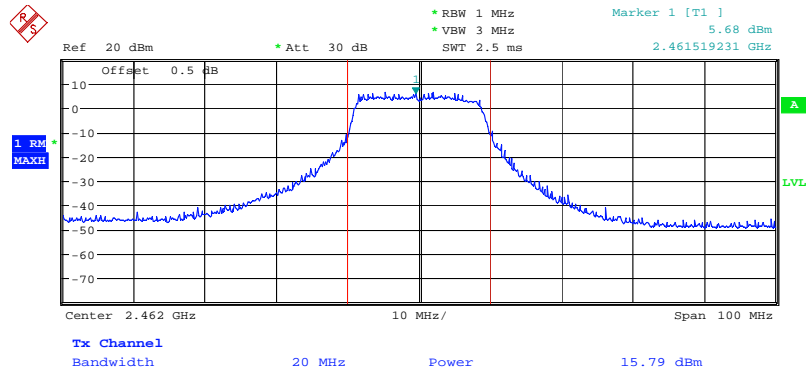
### Conducted Output Power Plot on Configuration Draft n MCS8 20MHz Ant. 5-2/ 2462 MHz



Date: 21.MAR.2008 15:17:24

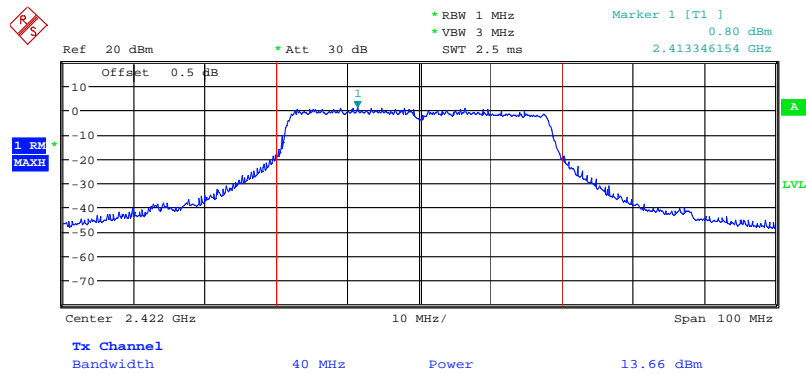


### Conducted Output Power Plot on Configuration Draft n MCS8 20MHz Ant. 5-3/ 2462 MHz



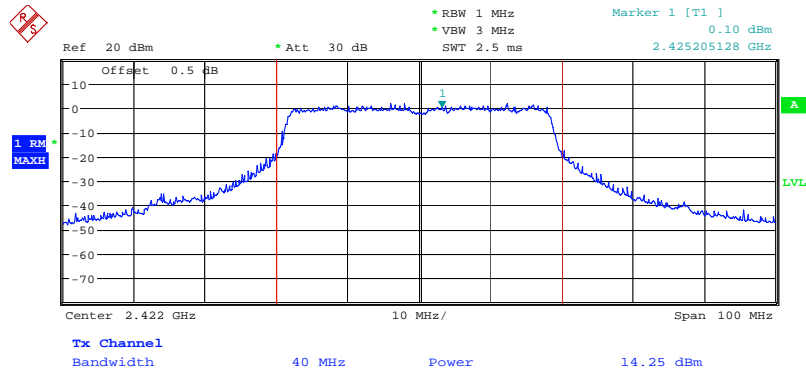
Date: 21.MAR.2008 15:16:27

### Conducted Output Power Plot on Configuration Draft n MCS8 40MHz Ant. 5-1/ 2422 MHz



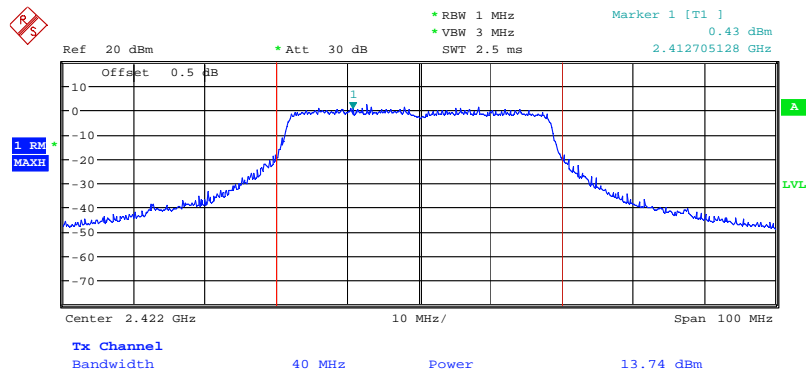
Date: 21.MAR.2008 15:26:23

Conducted Output Power Plot on Configuration Draft n MCS8 40MHz Ant. 5-2/ 2422 MHz



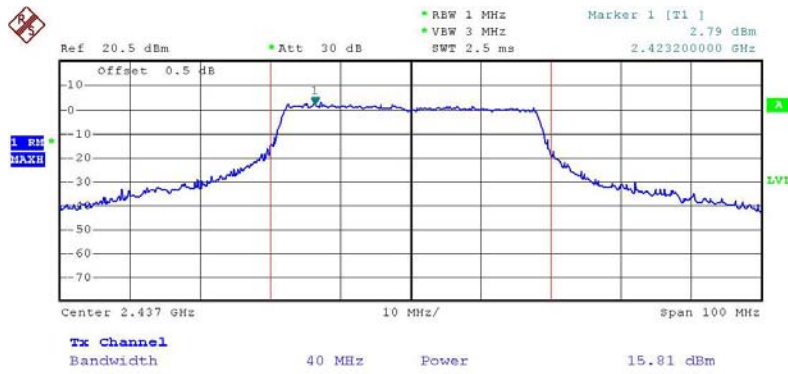
Date: 21.MAR.2008 15:29:41

Conducted Output Power Plot on Configuration Draft n MCS8 40MHz Ant. 5-3/ 2422 MHz



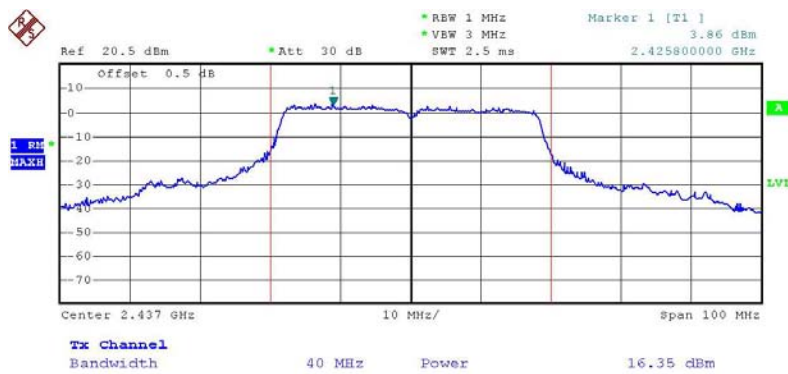
Date: 21.MAR.2008 15:30:49

**Conducted Output Power Plot on Configuration Draft n MCS8 40MHz Ant. 5-1/ 2437 MHz**



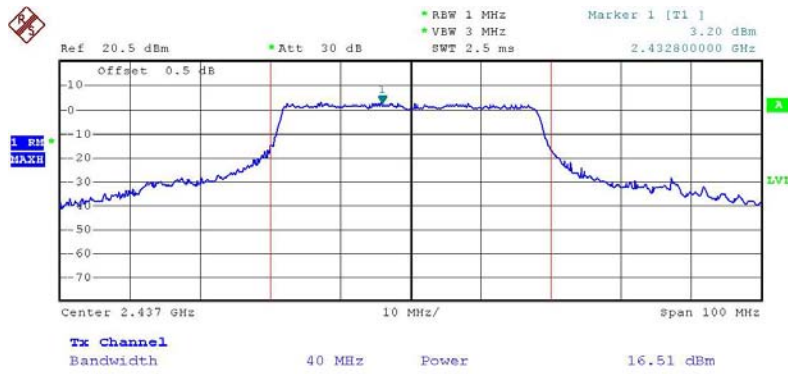
Date: 17.MAR.2008 14:00:28

**Conducted Output Power Plot on Configuration Draft n MCS8 40MHz Ant. 5-2/ 2437 MHz**



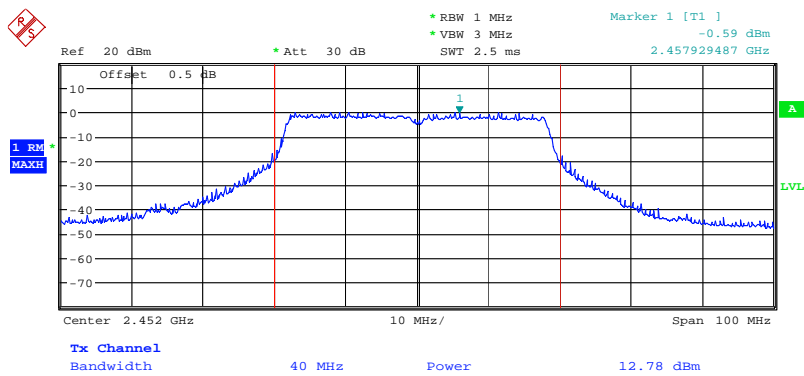
Date: 17.MAR.2008 14:02:08

Conducted Output Power Plot on Configuration Draft n MCS8 40MHz Ant. 5-3/ 2437 MHz



Date: 17.MAR.2008 14:03:48

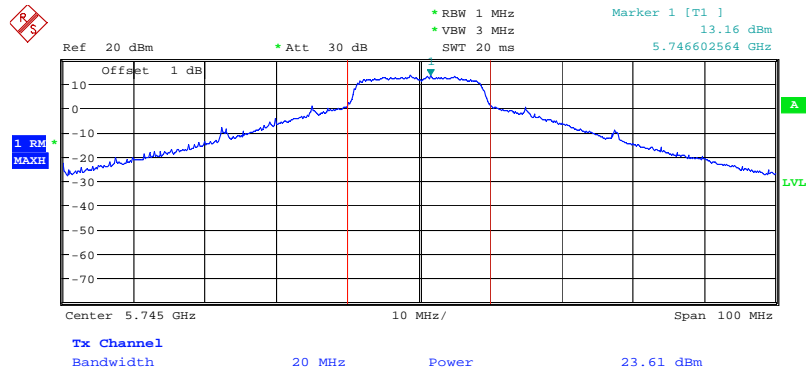
Conducted Output Power Plot on Configuration Draft n MCS8 40MHz Ant. 5-1/ 2452 MHz



Date: 21.MAR.2008 15:36:35

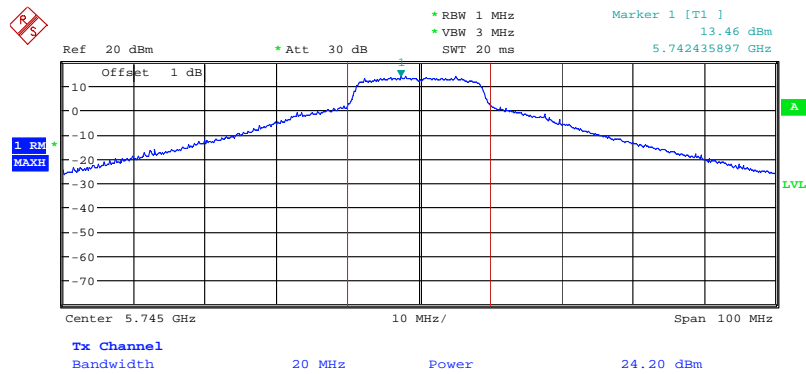


### Conducted Output Power Plot on Configuration 11a Draft n MCS8 20MHz Ant. 5-1/ 5745 MHz



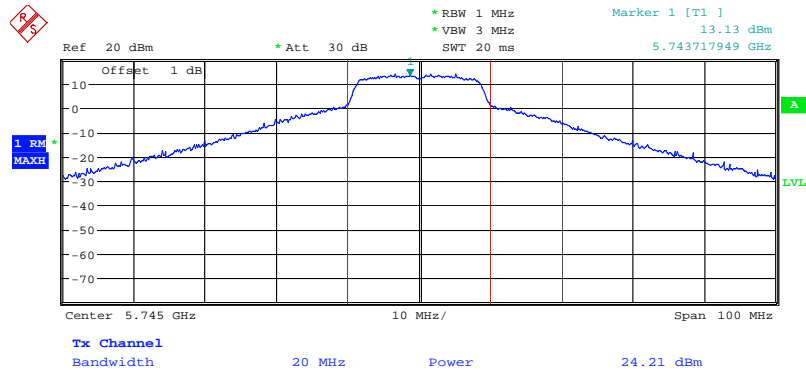
Date: 20.MAR.2008 21:07:12

### Conducted Output Power Plot on Configuration 11a Draft n MCS8 20MHz Ant. 5-2/ 5745 MHz



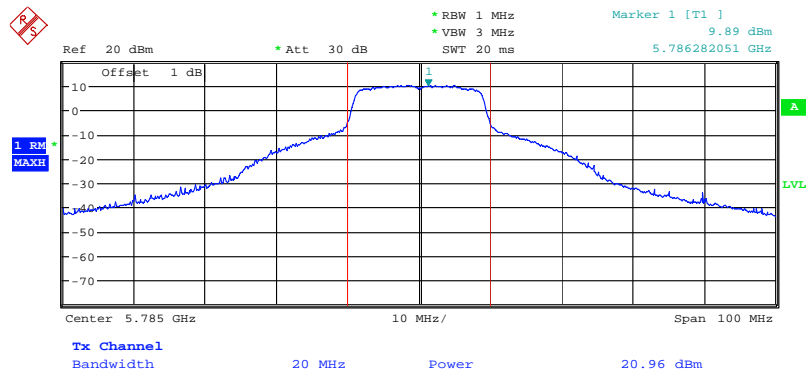
Date: 20.MAR.2008 21:08:40

Conducted Output Power Plot on Configuration 11a Draft n MCS8 20MHz Ant. 5-3/ 5745 MHz



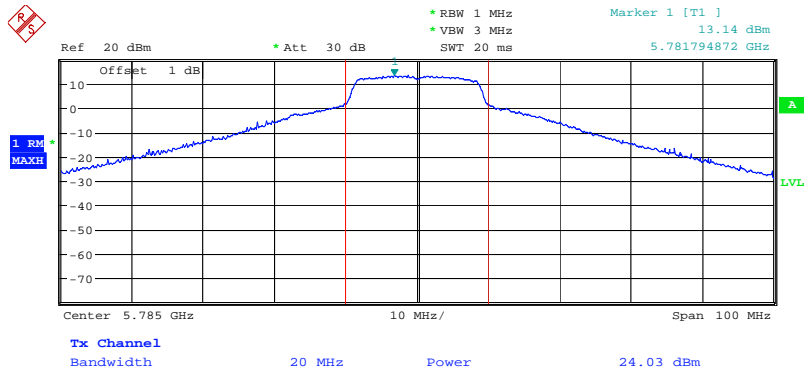
Date: 20.MAR.2008 21:07:56

Conducted Output Power Plot on Configuration 11a Draft n MCS8 20MHz Ant. 5-1/ 5785MHz



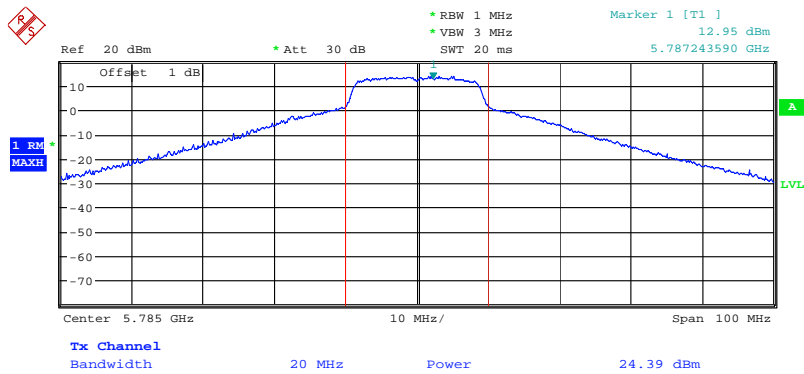
Date: 21.MAR.2008 15:38:51

### Conducted Output Power Plot on Configuration 11a Draft n MCS8 20MHz Ant. 5-2/ 5785MHz



Date: 21.MAR.2008 15:39:33

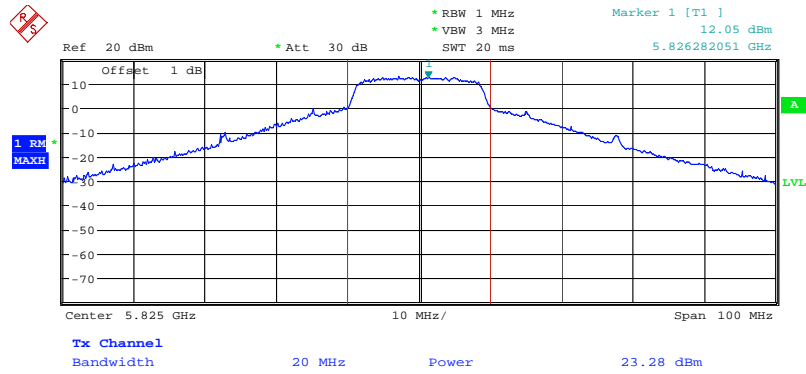
### Conducted Output Power Plot on Configuration 11a Draft n MCS8 20MHz Ant. 5-3/ 5785MHz



Date: 21.MAR.2008 15:40:24

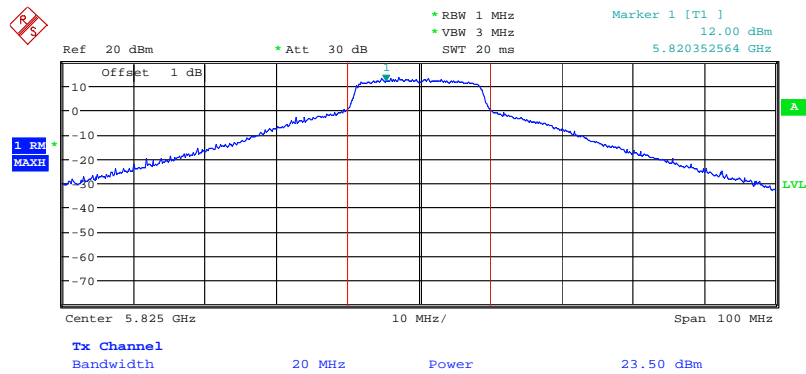


Conducted Output Power Plot on Configuration 11a Draft n MCS8 20MHz Ant. 5-1/ 5825 MHz



Date: 21.MAR.2008 15:42:50

Conducted Output Power Plot on Configuration 11a Draft n MCS8 20MHz Ant. 5-2/ 5825 MHz

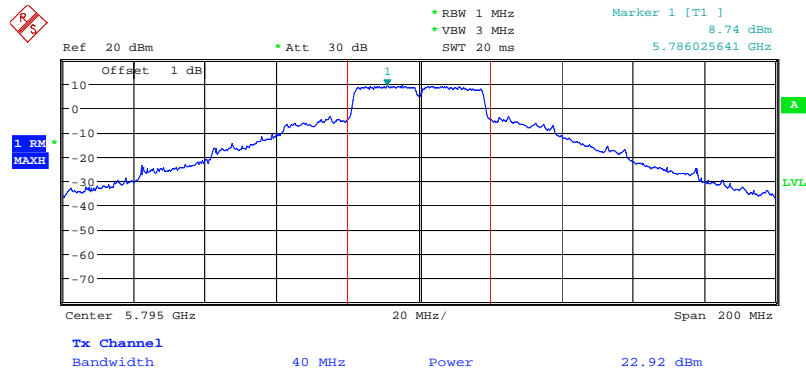


Date: 21.MAR.2008 15:42:08



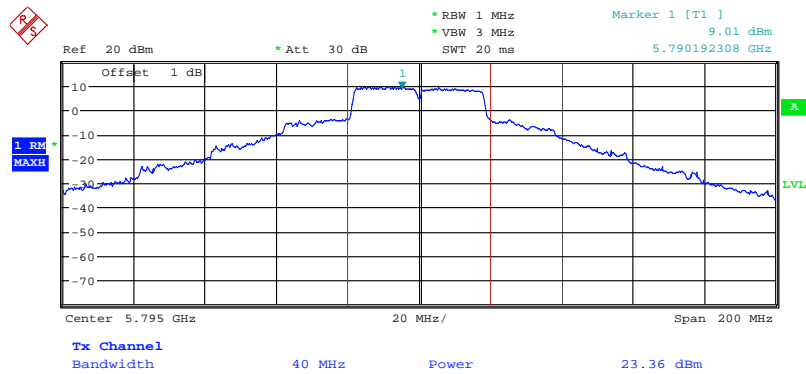


Conducted Output Power Plot on Configuration 11a Draft n MCS8 40MHz Ant. 5-1/ 5795 MHz



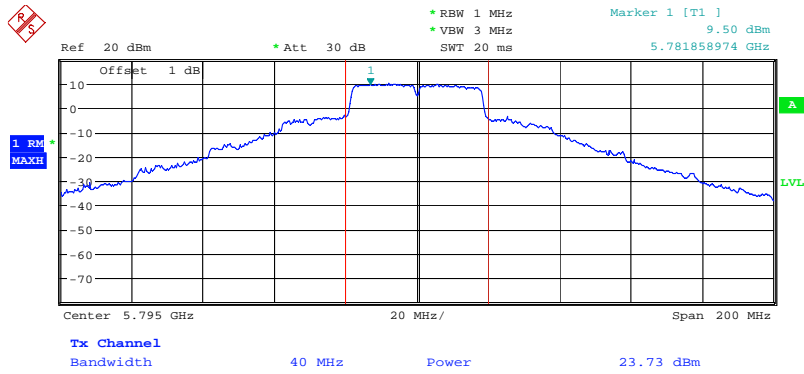
Date: 20.MAR.2008 21:14:25

Conducted Output Power Plot on Configuration 11a Draft n MCS8 40MHz Ant. 5-2/ 5755 MHz



Date: 20.MAR.2008 21:15:01

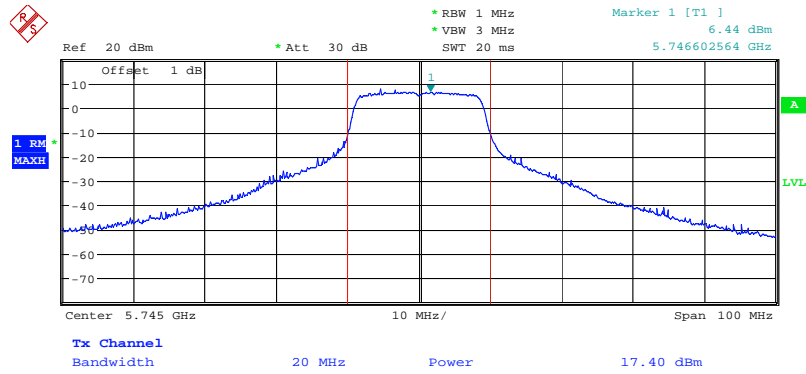
**Conducted Output Power Plot on Configuration 11a Draft n MCS8 40MHz Ant. 5-3/ 5795 MHz**



Date: 20.MAR.2008 21:15:42

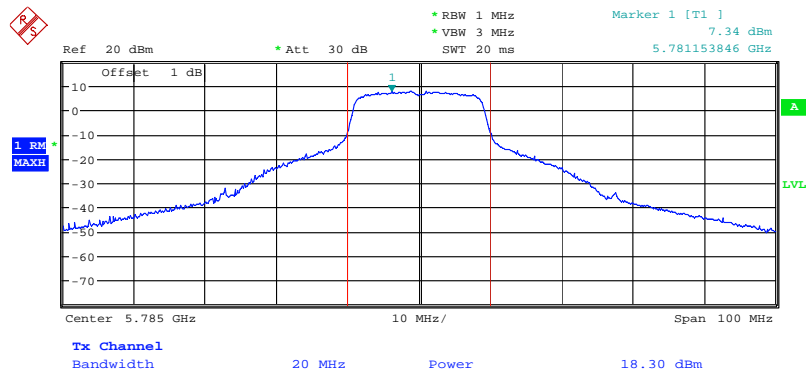


Conducted Output Power Plot on Configuration 11a Draft n MCS8 20MHz Ant. 6-3/ 5745 MHz



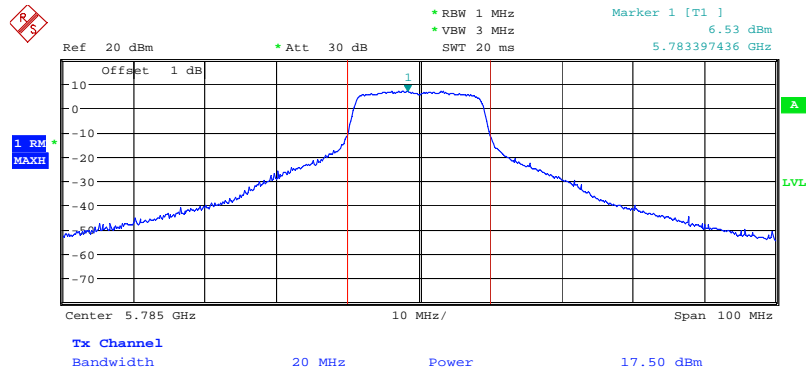
Date: 25.MAR.2008 12:56:54

Conducted Output Power Plot on Configuration 11a Draft n MCS8 20MHz Ant. 6-1/ 5785MHz



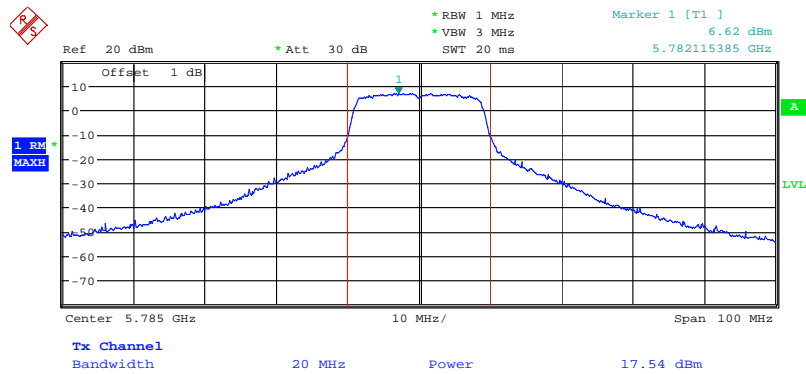
Date: 25.MAR.2008 12:59:09

Conducted Output Power Plot on Configuration 11a Draft n MCS8 20MHz Ant. 6-2/ 5785MHz



Date: 25.MAR.2008 12:59:53

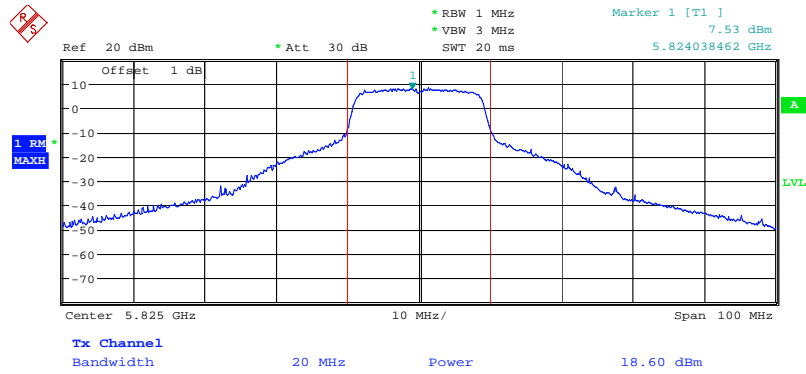
Conducted Output Power Plot on Configuration 11a Draft n MCS8 20MHz Ant. 6-3/ 5785MHz



Date: 25.MAR.2008 13:00:28

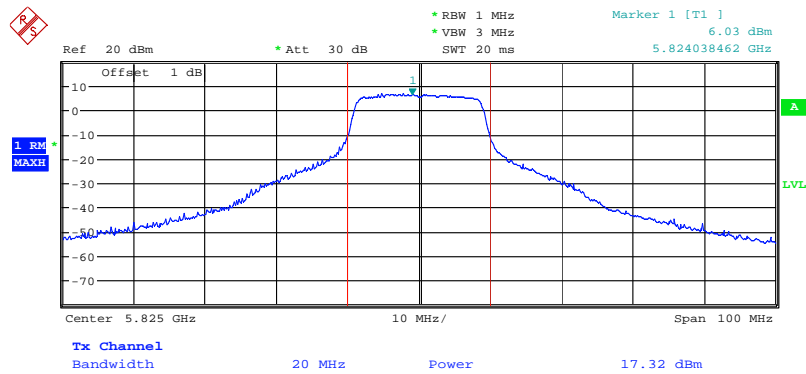


**Conducted Output Power Plot on Configuration 11a Draft n MCS8 20MHz Ant. 6-1/ 5825 MHz**



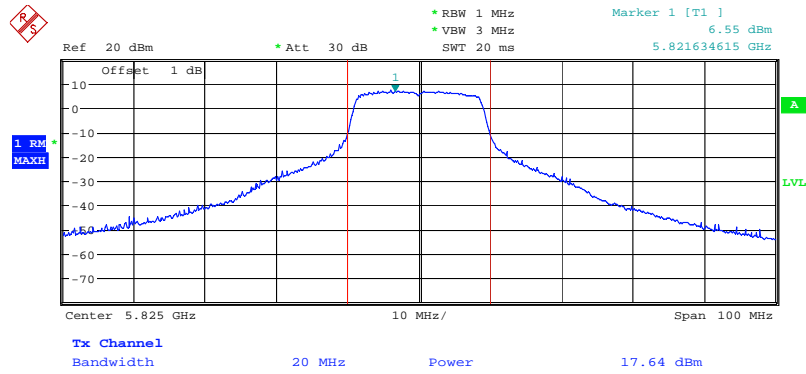
Date: 25.MAR.2008 13:02:14

**Conducted Output Power Plot on Configuration 11a Draft n MCS8 20MHz Ant. 6-2/ 5825 MHz**



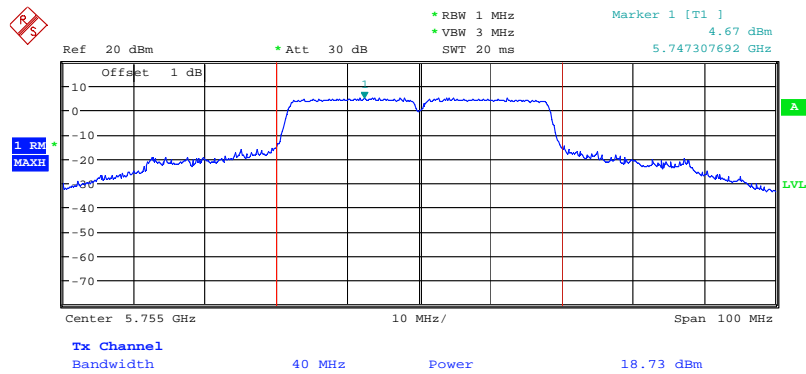
Date: 25.MAR.2008 13:02:57

**Conducted Output Power Plot on Configuration 11a Draft n MCS8 20MHz Ant. 6-3/ 5825 MHz**



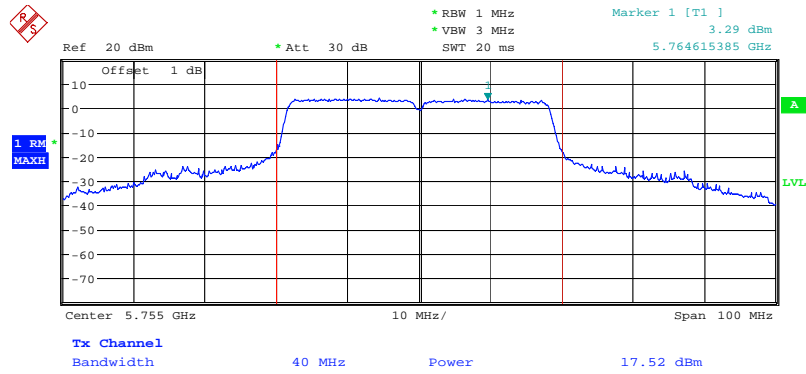
Date: 25.MAR.2008 13:03:37

**Conducted Output Power Plot on Configuration 11a Draft n MCS8 40MHz Ant. 6-1/ 5755 MHz**



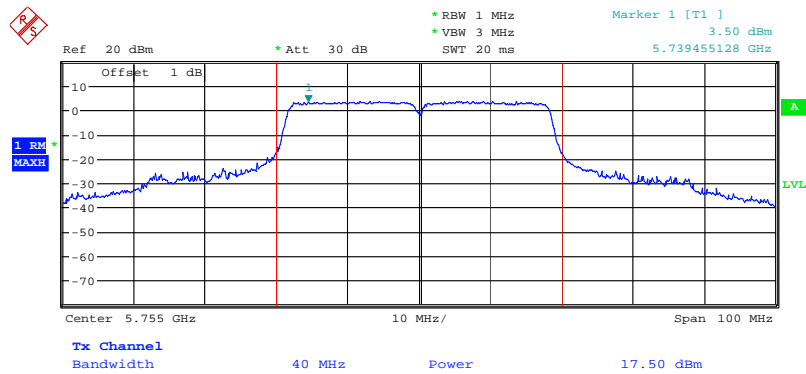
Date: 25.MAR.2008 15:12:22

**Conducted Output Power Plot on Configuration 11a Draft n MCS8 40MHz Ant. 6-2/ 5755 MHz**



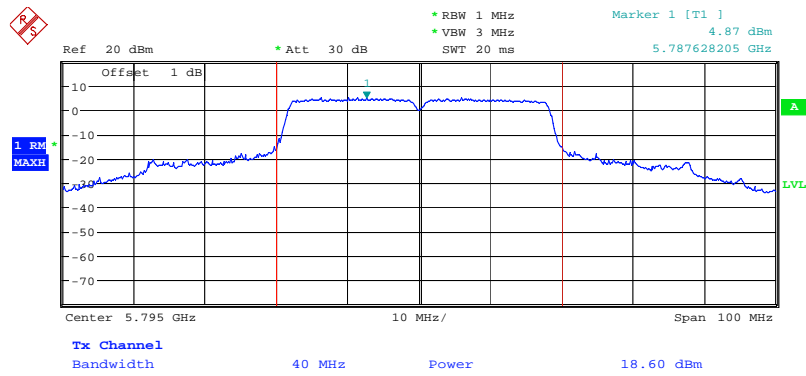
Date: 25.MAR.2008 15:13:05

**Conducted Output Power Plot on Configuration 11a Draft n MCS8 40MHz Ant. 6-3/ 5755 MHz**



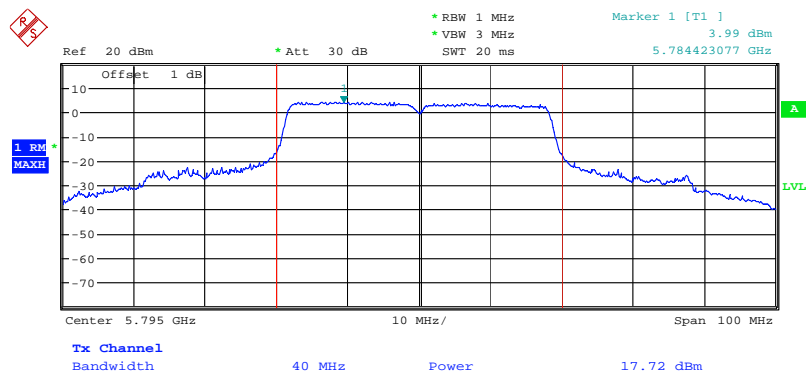
Date: 25.MAR.2008 15:13:40

**Conducted Output Power Plot on Configuration 11a Draft n MCS8 40MHz Ant. 6-1/ 5795 MHz**



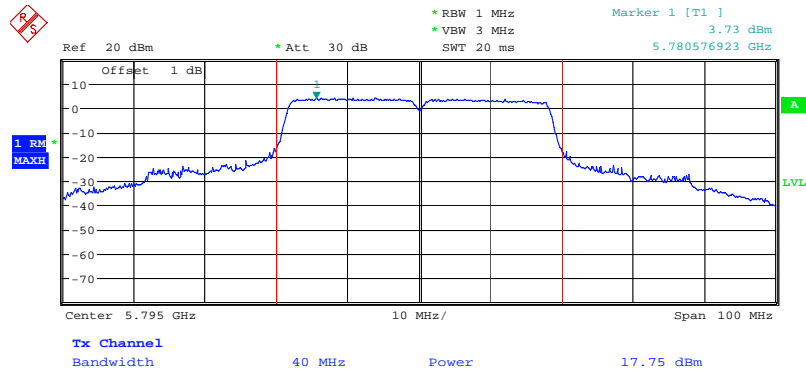
Date: 25.MAR.2008 15:15:37

**Conducted Output Power Plot on Configuration 11a Draft n MCS8 40MHz Ant. 6-2/ 5755 MHz**



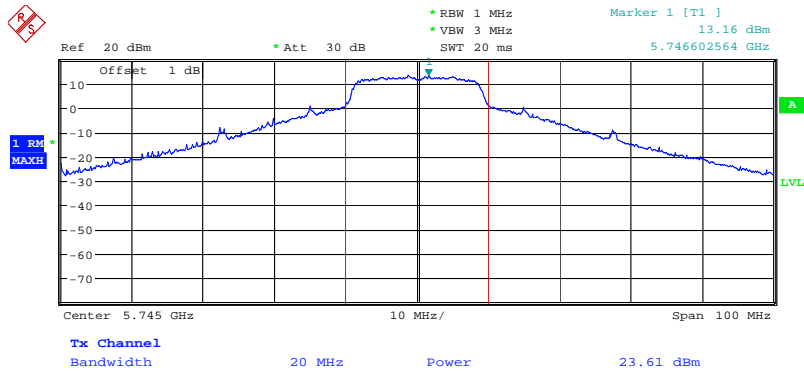
Date: 25.MAR.2008 15:16:39

Conducted Output Power Plot on Configuration 11a Draft n MCS8 40MHz Ant. 6-3/ 5795 MHz



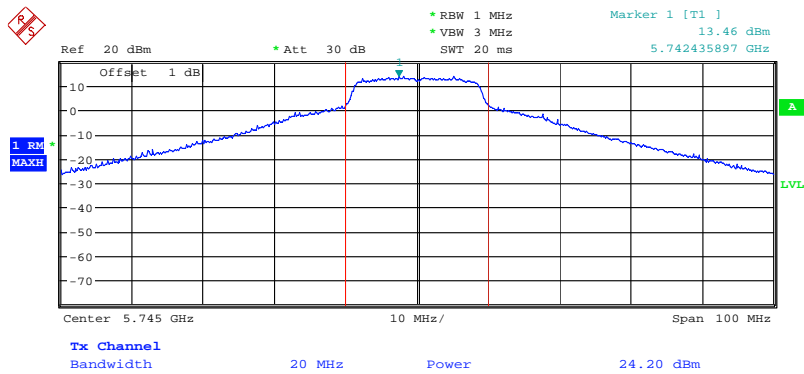
Date: 25.MAR.2008 15:17:15

**Conducted Output Power Plot on Configuration 11a Draft n MCS8 20MHz Ant. 7-1/ 5745 MHz**



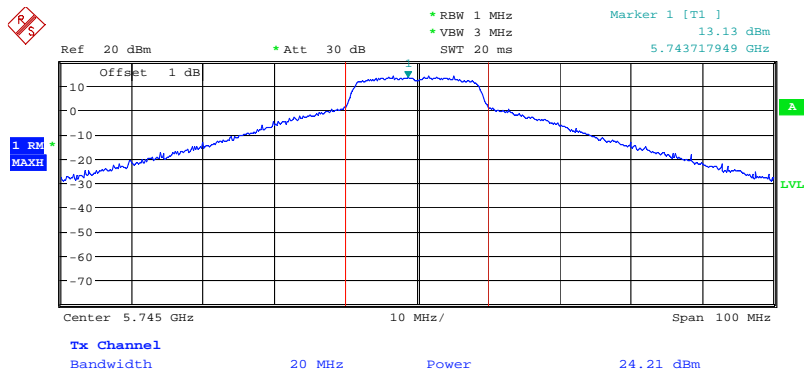
Date: 20.MAR.2008 21:07:12

**Conducted Output Power Plot on Configuration 11a Draft n MCS8 20MHz Ant. 7-2/ 5745 MHz**



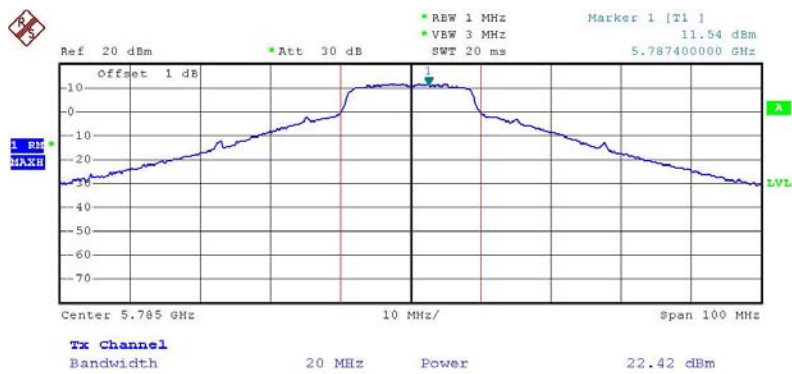
Date: 20.MAR.2008 21:08:40

### Conducted Output Power Plot on Configuration 11a Draft n MCS8 20MHz Ant. 7-3/ 5745 MHz



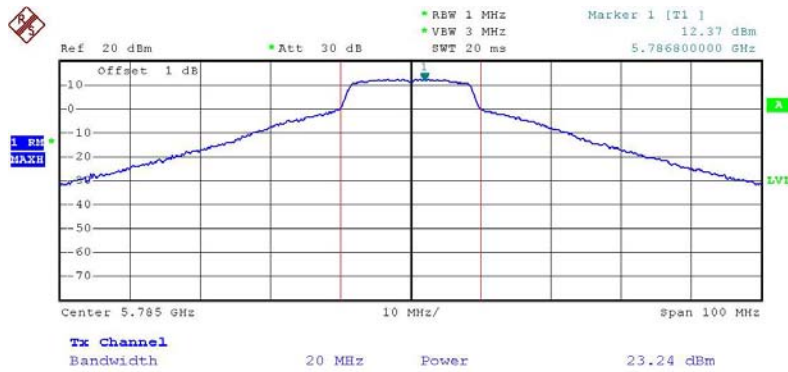
Date: 20.MAR.2008 21:07:56

### Conducted Output Power Plot on Configuration 11a Draft n MCS8 20MHz Ant. 7-1/ 5785MHz



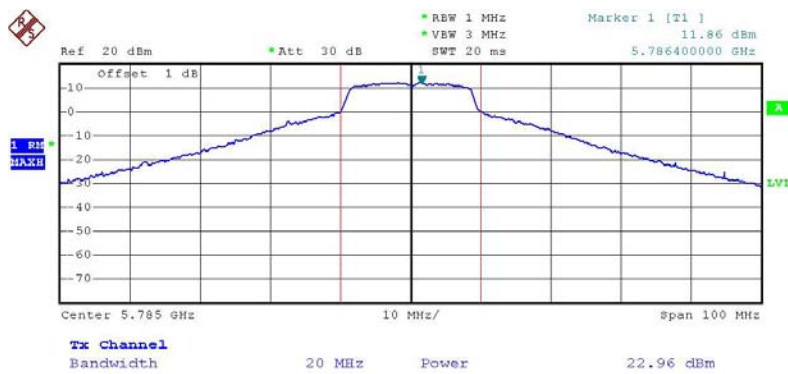
Date: 17.MAR.2008 17:24:36

**Conducted Output Power Plot on Configuration 11a Draft n MCS8 20MHz Ant. 7-2/ 5785MHz**



Date: 17.MAR.2008 17:23:02

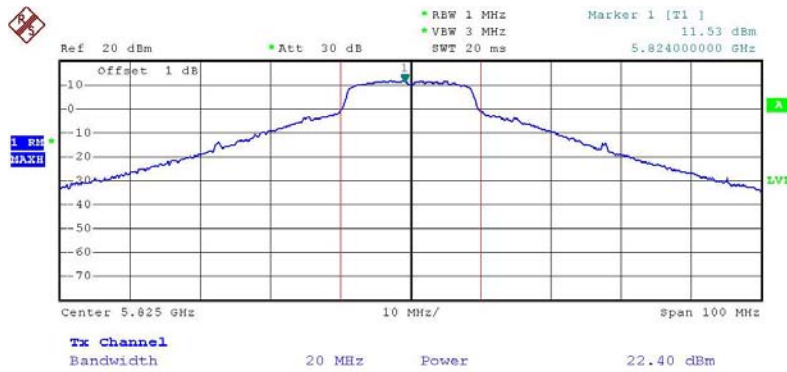
**Conducted Output Power Plot on Configuration 11a Draft n MCS8 20MHz Ant. 7-3/ 5785MHz**



Date: 17.MAR.2008 17:22:03

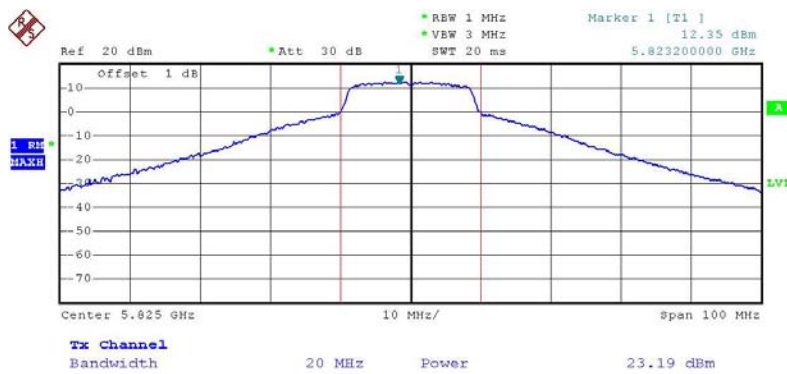


**Conducted Output Power Plot on Configuration 11a Draft n MCS8 20MHz Ant. 7-1/ 5825 MHz**



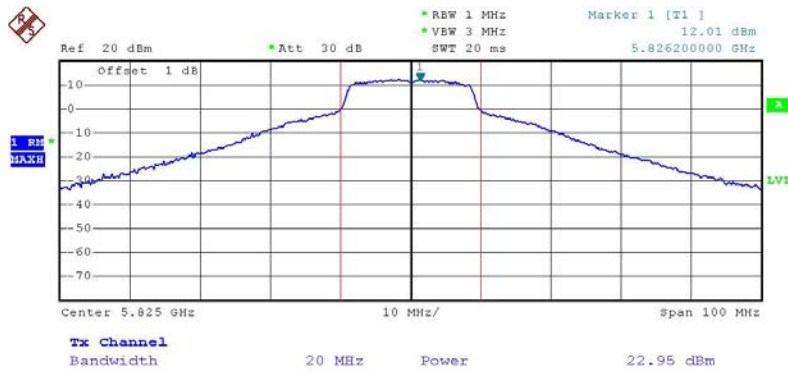
Date: 17.MAR.2008 17:17:59

**Conducted Output Power Plot on Configuration 11a Draft n MCS8 20MHz Ant. 7-2/ 5825 MHz**



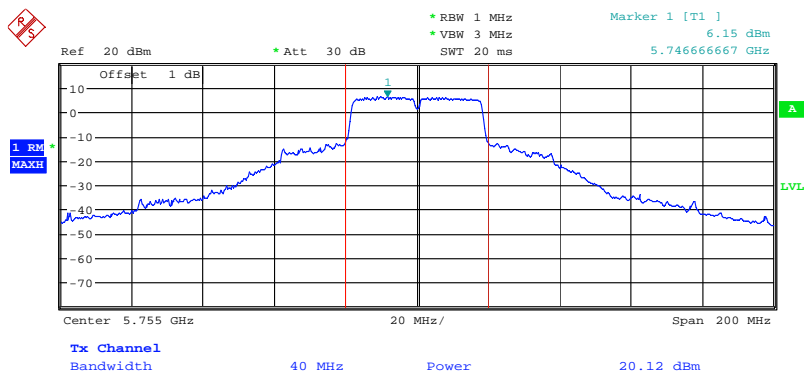
Date: 17.MAR.2008 17:20:14

**Conducted Output Power Plot on Configuration 11a Draft n MCS8 20MHz Ant. 7-3/ 5825 MHz**



Date: 17.MAR.2008 17:21:16

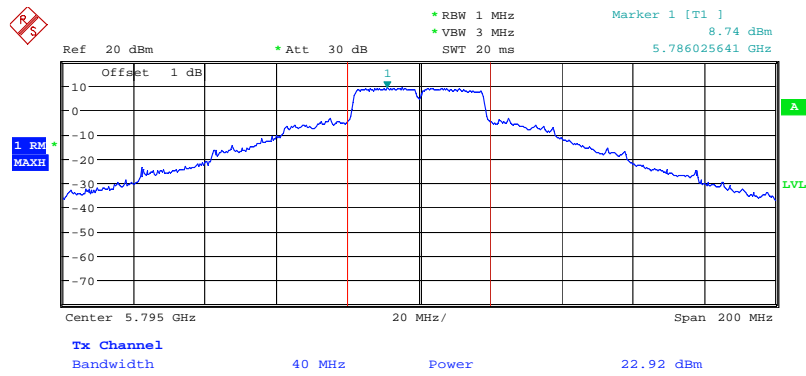
**Conducted Output Power Plot on Configuration 11a Draft n MCS8 40MHz Ant. 7-1/ 5755 MHz**



Date: 20.MAR.2008 21:04:54

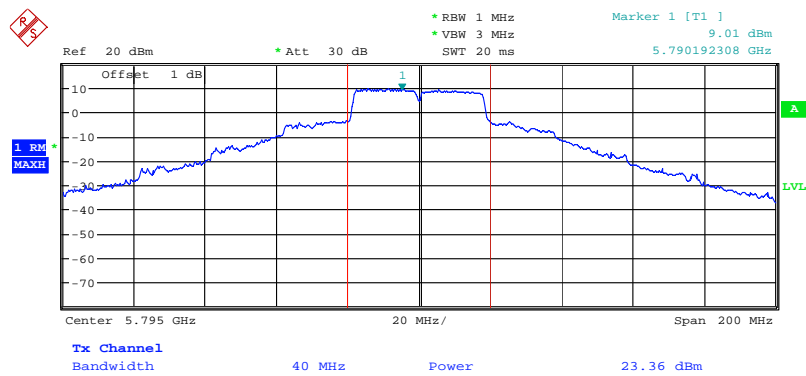


Conducted Output Power Plot on Configuration 11a Draft n MCS8 40MHz Ant. 7-1/ 5795 MHz



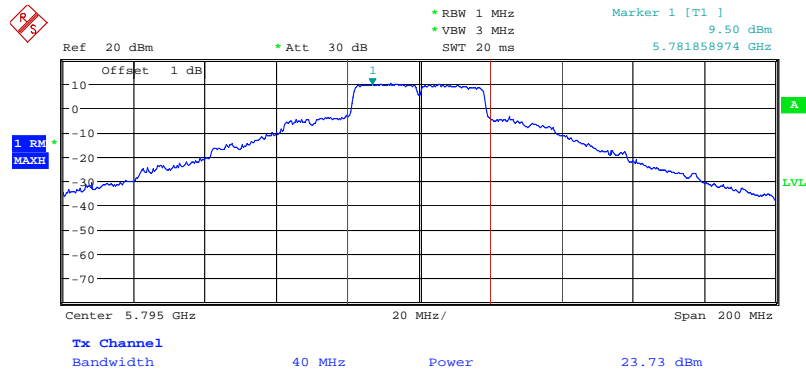
Date: 20.MAR.2008 21:14:25

Conducted Output Power Plot on Configuration 11a Draft n MCS8 40MHz Ant. 7-2/ 5755 MHz



Date: 20.MAR.2008 21:15:01

### Conducted Output Power Plot on Configuration 11a Draft n MCS8 40MHz Ant. 7-3/ 5795 MHz



Date: 20.MAR.2008 21:15:42

### 4.3. Power Spectral Density Measurement

#### 4.3.1. Limit

For digitally modulated systems, the power spectral density conducted from the intentional radiator to the antenna shall not be greater than 8 dBm in any 3 kHz band during any time interval of continuous transmission.

#### 4.3.2. Measuring Instruments and Setting

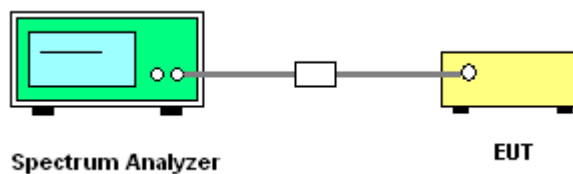
Please refer to section 5 of equipments list in this report. The following table is the setting of Spectrum Analyzer.

Spectrum Parameter	Setting
Attenuation	Auto
Span Frequency	1.5MHz
RB	3 kHz
VB	30 kHz
Detector	Peak
Trace	Max Hold
Sweep Time	500s

#### 4.3.3. Test Procedures

1. The transmitter output (antenna port) was connected to the spectrum analyser.
2. Set RBW of spectrum analyzer to 3kHz and VBW to 30kHz. Set Detector to Peak, Trace to Max Hold.
3. Mark the frequency with maximum peak power as the center of the display of the spectrum.
4. Set the span to 1.5MHz and the sweep time to 500s and record the maximum peak value.
5. Measuring multiple antennas, the connector is required to link with spectrum analyser through a combiner.

#### 4.3.4. Test Setup Layout



#### 4.3.5. Test Deviation

There is no deviation with the original standard.

#### 4.3.6. EUT Operation during Test

The EUT was programmed to be in continuously transmitting mode.

#### 4.3.7. Test Result of Power Spectral Density

<b>Temperature</b>	23°C	<b>Humidity</b>	62%
<b>Test Engineer</b>	Sam Chen	<b>Configurations</b>	Draft n / Antenna 1

##### Configuration Draft n MCS0 20MHz

Channel	Frequency	Power Density (dBm)	Max. Limit (dBm)	Result
1	2412 MHz	-4.65	8.00	Complies
6	2437 MHz	-0.45	8.00	Complies
11	2462 MHz	0.46	8.00	Complies

##### Configuration Draft n MCS0 40MHz

Channel	Frequency	Power Density (dBm)	Max. Limit (dBm)	Result
3	2422 MHz	-3.96	8.00	Complies
6	2437 MHz	-0.33	8.00	Complies
9	2452 MHz	0.18	8.00	Complies

<b>Temperature</b>	26°C	<b>Humidity</b>	60%
<b>Test Engineer</b>	Sam Chen	<b>Configurations</b>	11a Draft n / Antenna 1

##### Configuration 11a Draft n MCS8 20MHz

Channel	Frequency	Power Density (dBm)	Max. Limit (dBm)	Result
149	5745 MHz	0.87	8.00	Complies
157	5785 MHz	2.82	8.00	Complies
165	5827 MHz	1.11	8.00	Complies

##### Configuration 11a Draft n MCS8 40MHz

Channel	Frequency	Power Density (dBm)	Max. Limit (dBm)	Result
151	5755 MHz	-1.61	8.00	Complies
159	5795 MHz	4.68	8.00	Complies

<b>Temperature</b>	23°C	<b>Humidity</b>	62%
<b>Test Engineer</b>	Sam Chen	<b>Configurations</b>	Draft n / Antenna 2

**Configuration Draft n MCS0 20MHz**

Channel	Frequency	Power Density (dBm)	Max. Limit (dBm)	Result
1	2412 MHz	-11.59	8.00	Complies
6	2437 MHz	-5.89	8.00	Complies
11	2462 MHz	-8.30	8.00	Complies

**Configuration Draft n MCS0 40MHz**

Channel	Frequency	Power Density (dBm)	Max. Limit (dBm)	Result
3	2422 MHz	-7.56	8.00	Complies
6	2437 MHz	-7.54	8.00	Complies
9	2452 MHz	-4.27	8.00	Complies

<b>Temperature</b>	23°C	<b>Humidity</b>	62%
<b>Test Engineer</b>	Sam Chen	<b>Configurations</b>	Draft n / Antenna 3

**Configuration Draft n MCS0 20MHz**

Channel	Frequency	Power Density (dBm)	Max. Limit (dBm)	Result
1	2412 MHz	-8.91	8.00	Complies
6	2437 MHz	-0.43	8.00	Complies
11	2462 MHz	-7.92	8.00	Complies

**Configuration Draft n MCS0 40MHz**

Channel	Frequency	Power Density (dBm)	Max. Limit (dBm)	Result
3	2422 MHz	-8.40	8.00	Complies
6	2437 MHz	-3.91	8.00	Complies
9	2452 MHz	-5.65	8.00	Complies



<b>Temperature</b>	23°C	<b>Humidity</b>	62%
<b>Test Engineer</b>	Sam Chen	<b>Configurations</b>	Draft n / Antenna 4

**Configuration Draft n MCS0 20MHz**

Channel	Frequency	Power Density (dBm)	Max. Limit (dBm)	Result
1	2412 MHz	-5.84	8.00	Complies
6	2437 MHz	0.18	8.00	Complies
11	2462 MHz	-4.25	8.00	Complies

**Configuration Draft n MCS0 40MHz**

Channel	Frequency	Power Density (dBm)	Max. Limit (dBm)	Result
3	2422 MHz	1.26	8.00	Complies
6	2437 MHz	2.06	8.00	Complies
9	2452 MHz	3.22	8.00	Complies

<b>Temperature</b>	23°C	<b>Humidity</b>	62%
<b>Test Engineer</b>	Sam Chen	<b>Configurations</b>	Draft n / Antenna 5

**Configuration Draft n MCS0 20MHz**

Channel	Frequency	Power Density (dBm)	Max. Limit (dBm)	Result
1	2412 MHz	-7.27	8.00	Complies
6	2437 MHz	2.75	8.00	Complies
11	2462 MHz	-7.92	8.00	Complies

**Configuration Draft n MCS0 40MHz**

Channel	Frequency	Power Density (dBm)	Max. Limit (dBm)	Result
3	2422 MHz	-2.79	8.00	Complies
6	2437 MHz	-0.33	8.00	Complies
9	2452 MHz	-4.27	8.00	Complies

<b>Temperature</b>	26°C	<b>Humidity</b>	60%
<b>Test Engineer</b>	Sam Chen	<b>Configurations</b>	11a Draft n / Antenna 5

**Configuration 11a Draft n MCS8 20MHz**

Channel	Frequency	Power Density (dBm)	Max. Limit (dBm)	Result
149	5745 MHz	0.87	8.00	Complies
157	5785 MHz	0.32	8.00	Complies
165	5827 MHz	0.59	8.00	Complies

**Configuration 11a Draft n MCS8 40MHz**

Channel	Frequency	Power Density (dBm)	Max. Limit (dBm)	Result
151	5755 MHz	-1.61	8.00	Complies
159	5795 MHz	4.68	8.00	Complies

<b>Temperature</b>	26°C	<b>Humidity</b>	60%
<b>Test Engineer</b>	Sam Chen	<b>Configurations</b>	11a Draft n / Antenna 6

**Configuration 11a Draft n MCS8 20MHz**

Channel	Frequency	Power Density (dBm)	Max. Limit (dBm)	Result
149	5745 MHz	-1.79	8.00	Complies
157	5785 MHz	-1.60	8.00	Complies
165	5827 MHz	-1.98	8.00	Complies

**Configuration 11a Draft n MCS8 40MHz**

Channel	Frequency	Power Density (dBm)	Max. Limit (dBm)	Result
151	5755 MHz	-2.46	8.00	Complies
159	5795 MHz	0.25	8.00	Complies

<b>Temperature</b>	26°C	<b>Humidity</b>	60%
<b>Test Engineer</b>	Sam Chen	<b>Configurations</b>	11a Draft n / Antenna 7

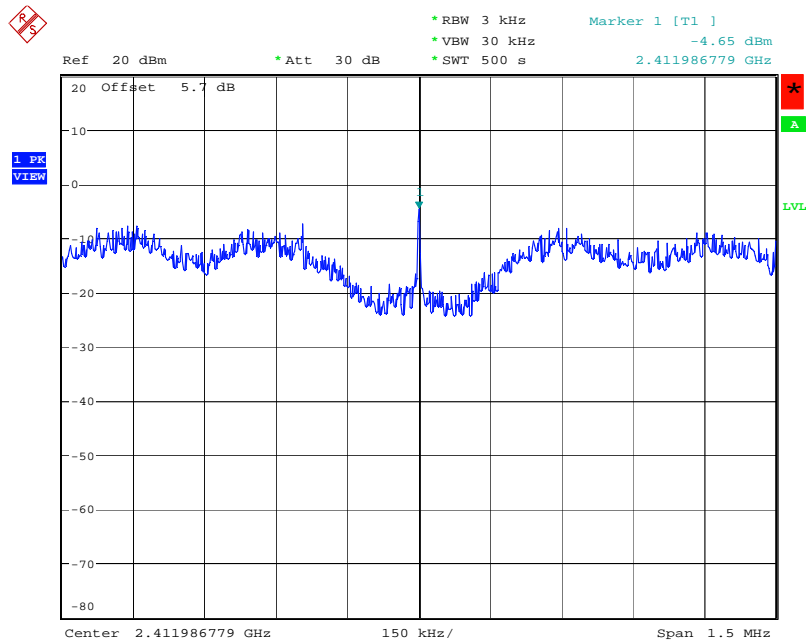
**Configuration 11a Draft n MCS8 20MHz**

Channel	Frequency	Power Density (dBm)	Max. Limit (dBm)	Result
149	5745 MHz	0.87	8.00	Complies
157	5785 MHz	2.82	8.00	Complies
165	5827 MHz	1.11	8.00	Complies

**Configuration 11a Draft n MCS8 40MHz**

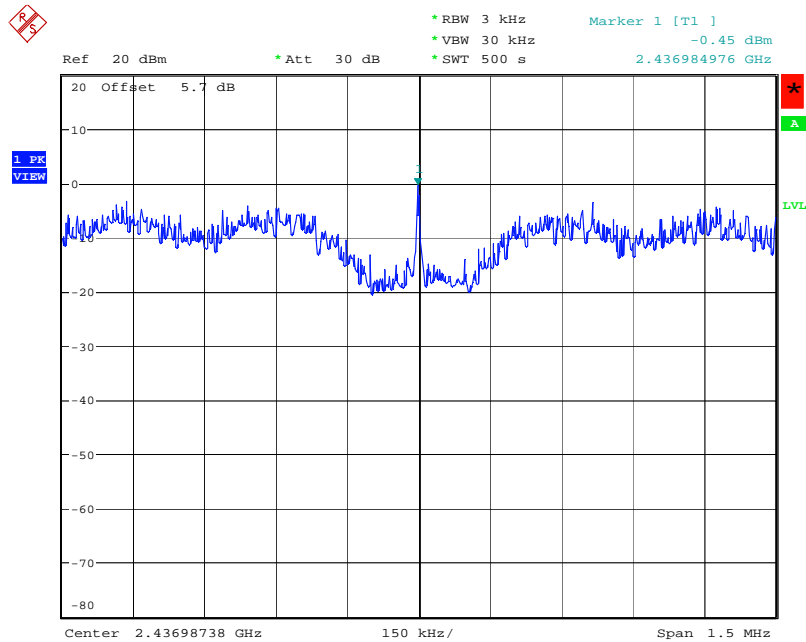
Channel	Frequency	Power Density (dBm)	Max. Limit (dBm)	Result
151	5755 MHz	-1.61	8.00	Complies
159	5795 MHz	4.68	8.00	Complies

**Power Density Plot on Configuration Drafft n MCS0 20MHz Ant. 1/ 2412 MHz**



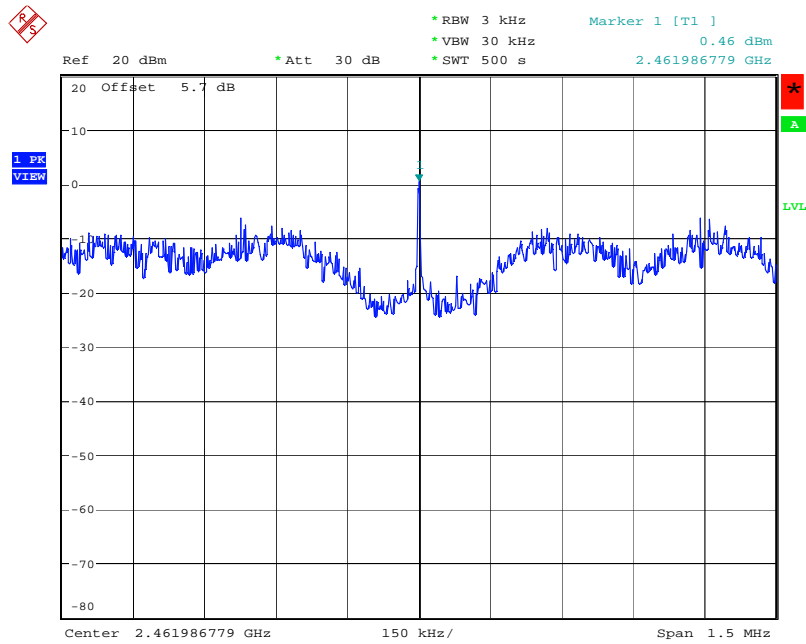
Date: 20.MAR.2008 20:53:51

**Power Density Plot on Configuration Drafft n MCS0 20MHz Ant. 1/ 2437 MHz**



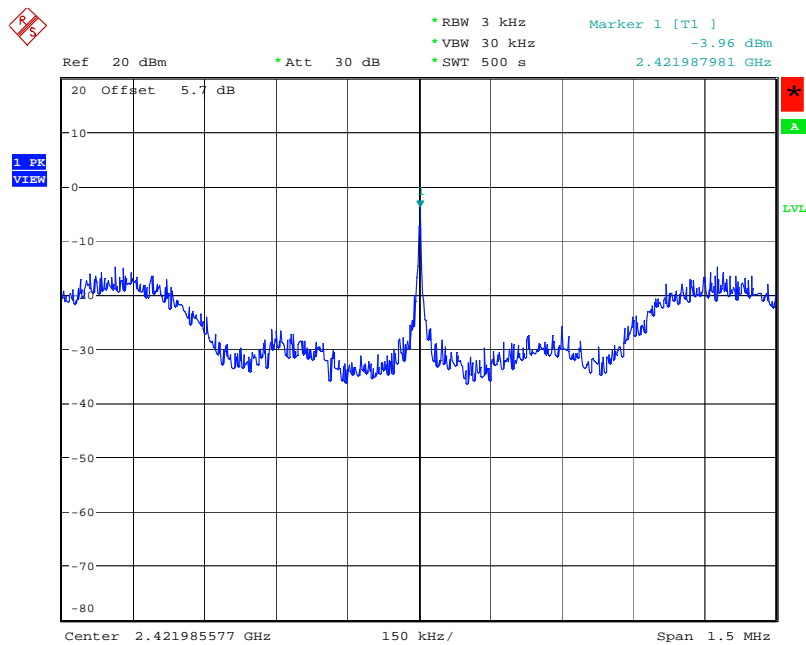
Date: 20.MAR.2008 20:55:03

**Power Density Plot on Configuration Drafft n MCS0 20MHz Ant. 1/ 2462 MHz**



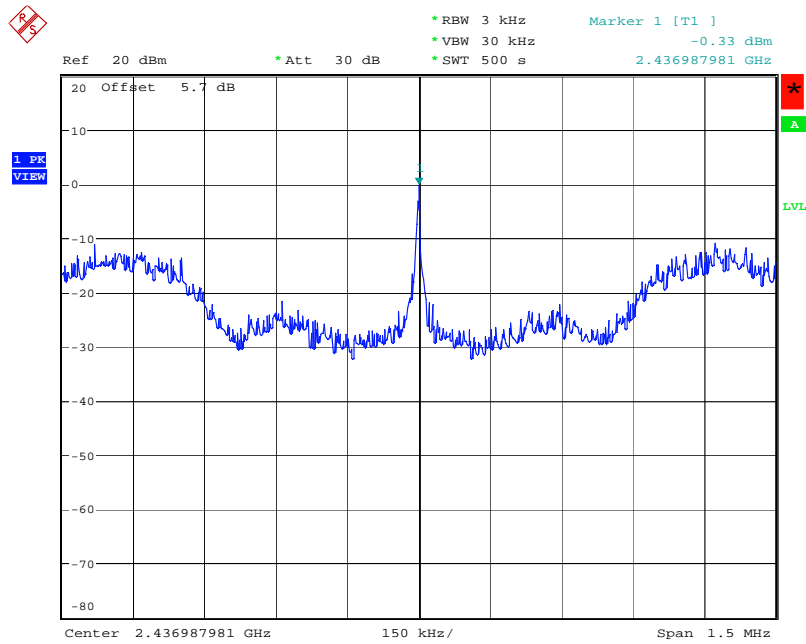
Date: 20.MAR.2008 20:55:51

**Power Density Plot on Configuration Drafft n MCS0 40MHz Ant. 1/ 2422 MHz**



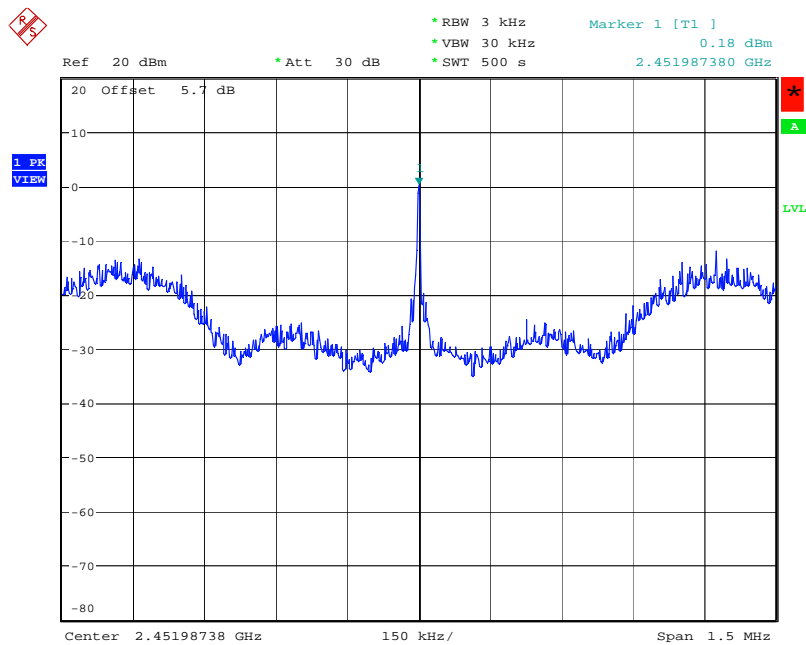
Date: 20.MAR.2008 20:59:35

**Power Density Plot on Configuration Drafft n MCS0 40MHz Ant. 1 / 2437 MHz**



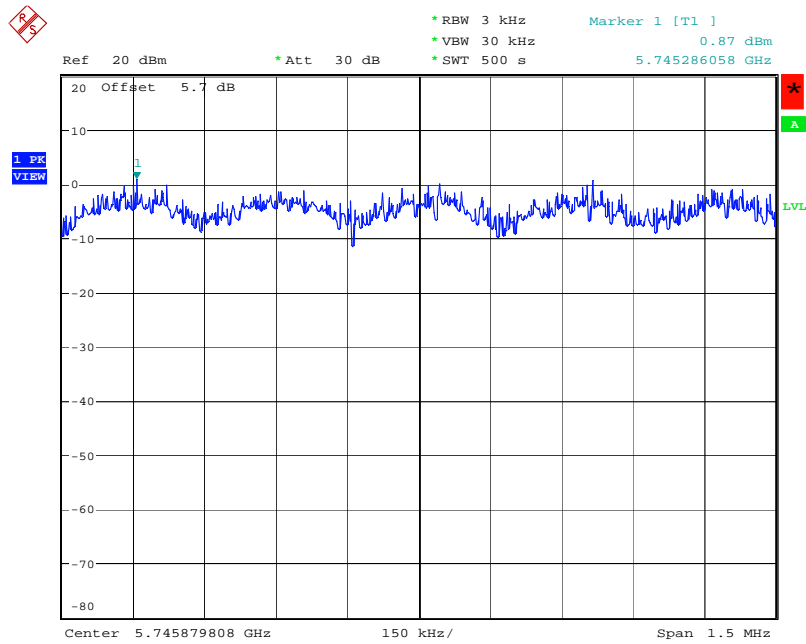
Date: 20.MAR.2008 20:58:31

**Power Density Plot on Configuration Drafft n MCS0 40MHz Ant. 1 / 2452 MHz**



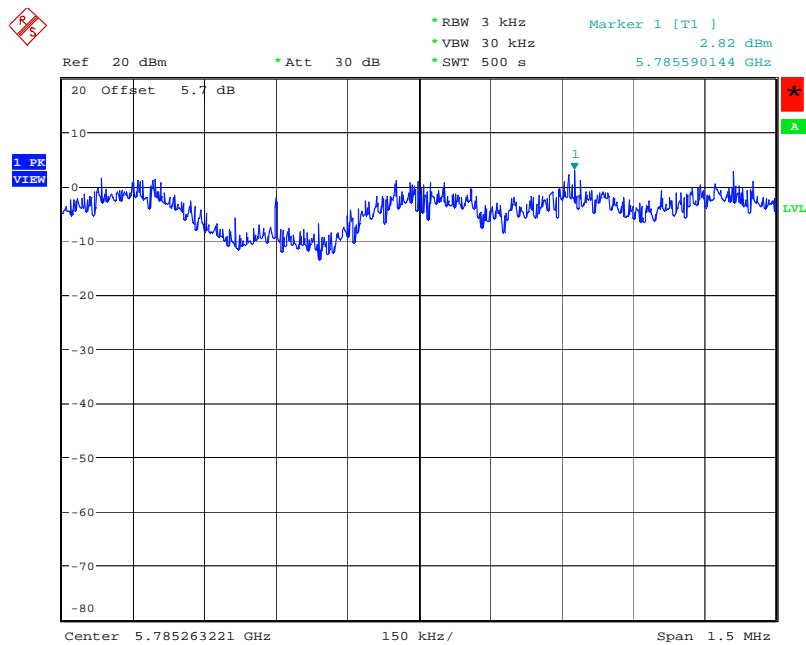
Date: 20.MAR.2008 20:57:28

**Power Density Plot on Configuration 11a Draft n MCS8 20MHz Ant. 1 5745 MHz**



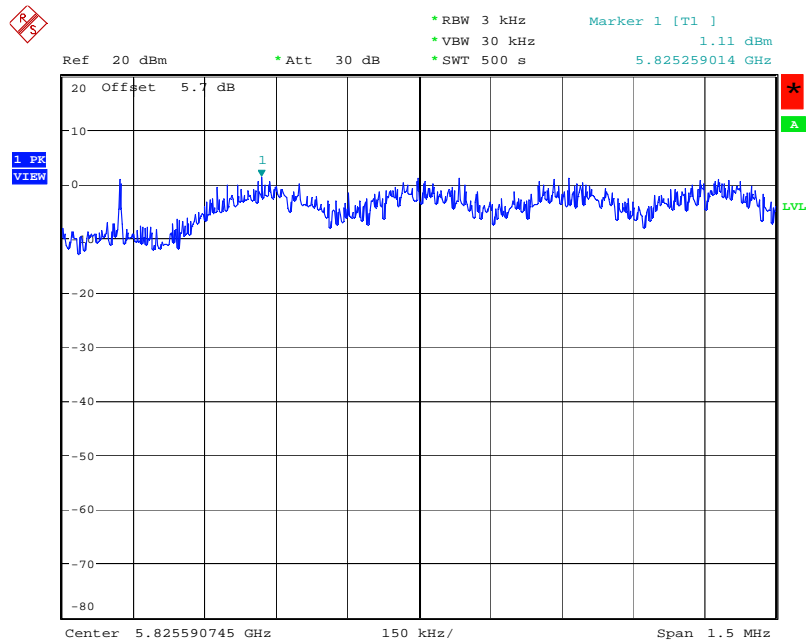
Date: 20.MAR.2008 21:37:21

**Power Density Plot on Configuration 11a Draft n MCS8 20MHz Ant. 1/ 5785 MHz**



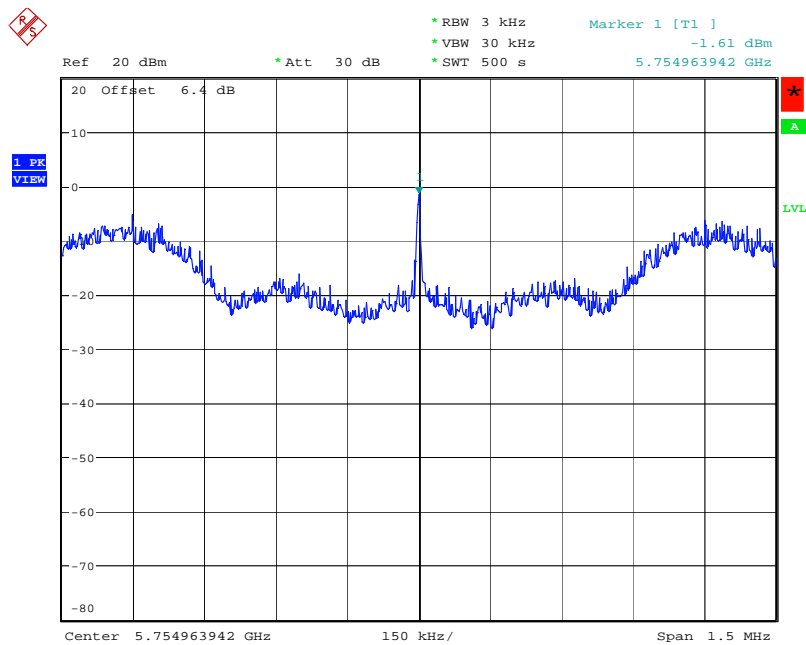
Date: 20.MAR.2008 21:38:21

### Power Density Plot on Configuration 11a Draft n MCS8 20MHz Ant. 1/ 5825 MHz



Date: 20.MAR.2008 21:39:16

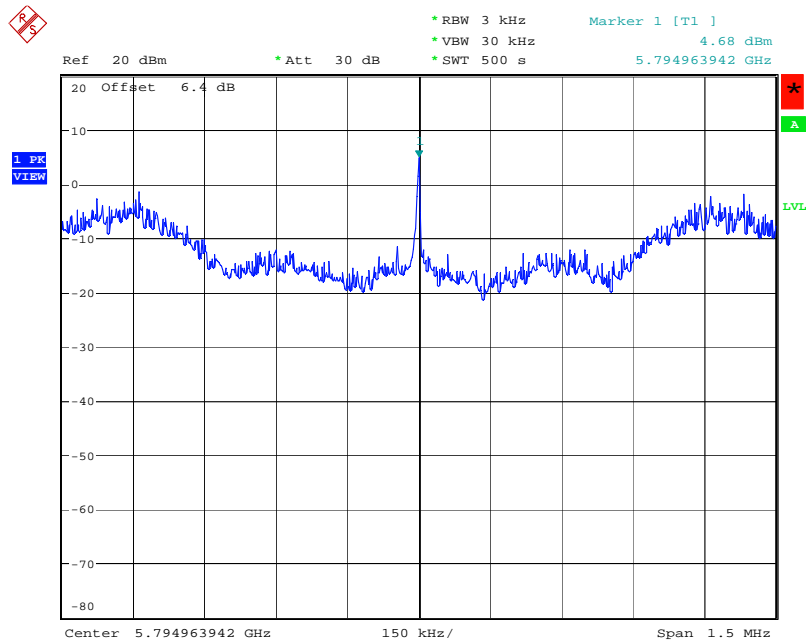
### Power Density Plot on Configuration 11a Draft n MCS8 40MHz Ant. 1/ 5755MHz



Date: 20.MAR.2008 20:40:47

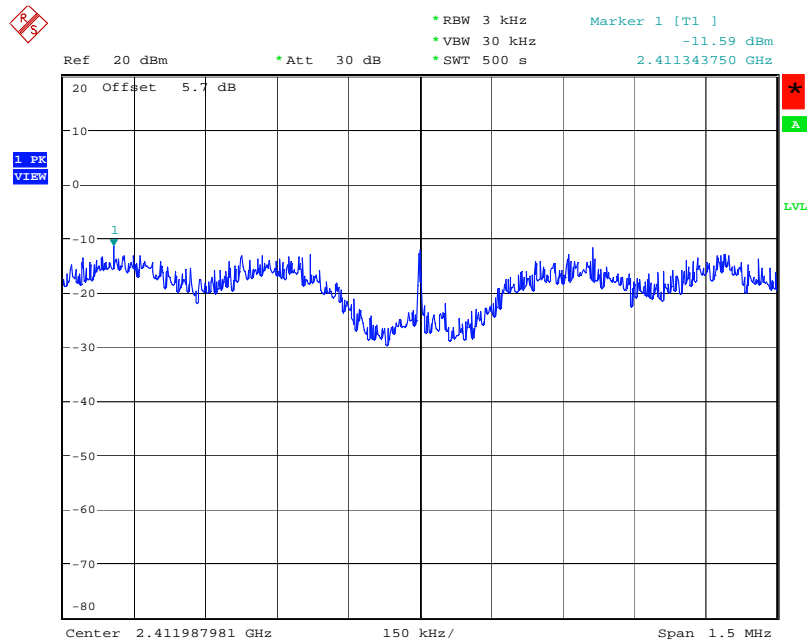


### Power Density Plot on Configuration 11a Draft n MCS8 40MHz Ant. 1/ 5795 MHz



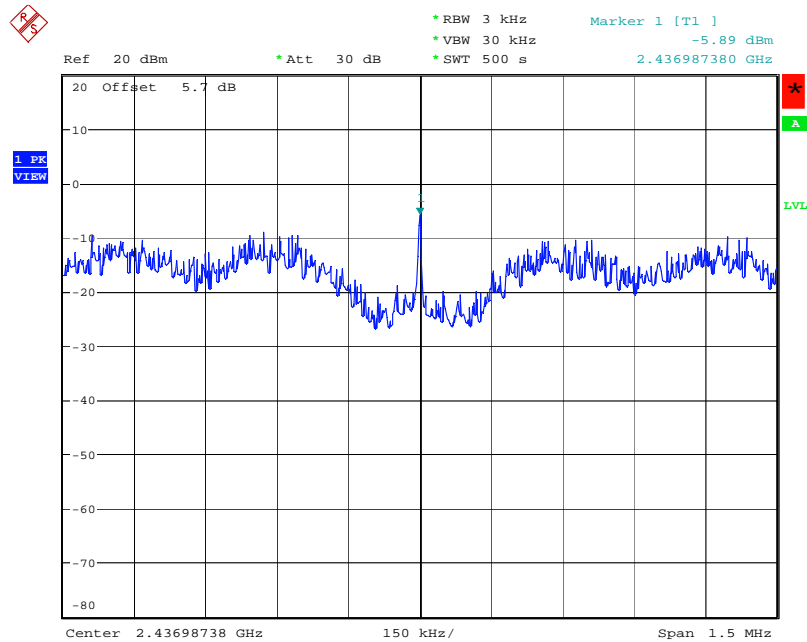
Date: 20.MAR.2008 20:34:39

**Power Density Plot on Configuration Drafft n MCS0 20MHz Ant. 2/ 2412 MHz**



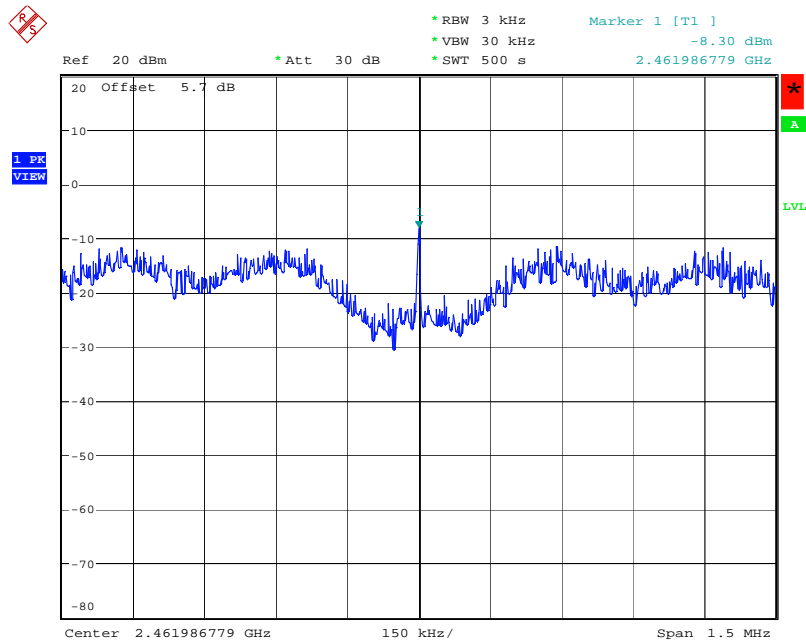
Date: 22.MAR.2008 16:14:54

**Power Density Plot on Configuration Drafft n MCS0 20MHz Ant. 2/ 2437 MHz**



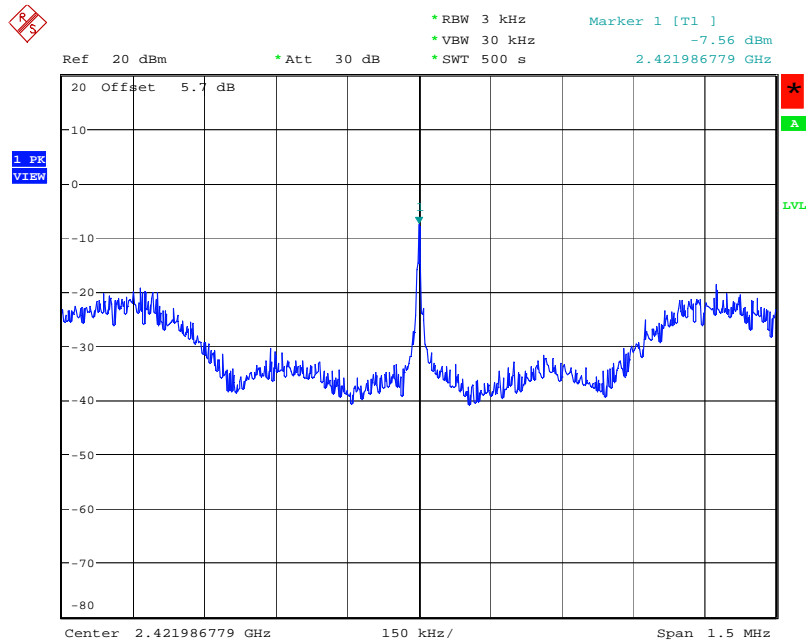
Date: 22.MAR.2008 16:19:03

**Power Density Plot on Configuration Drafft n MCS0 20MHz Ant. 2/ 2462 MHz**



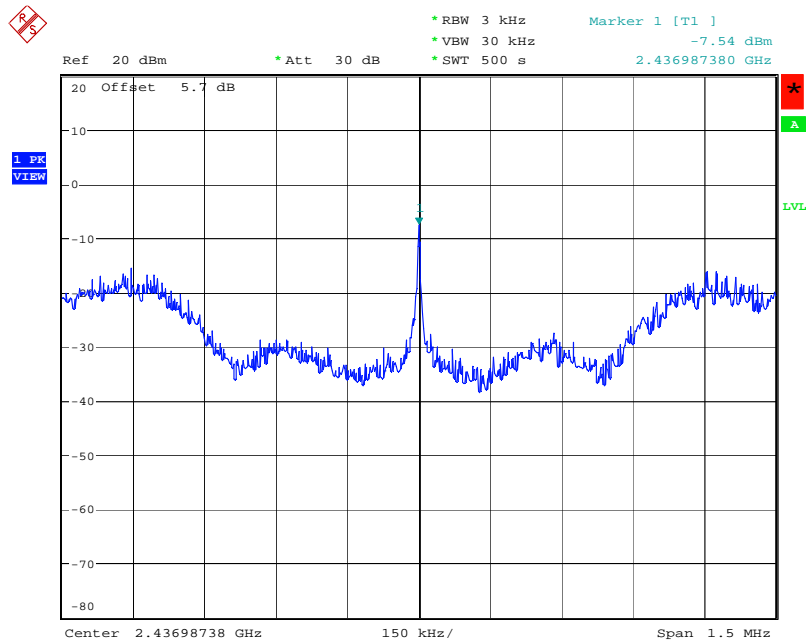
Date: 22.MAR.2008 16:21:03

**Power Density Plot on Configuration Drafft n MCS0 40MHz Ant. 2/ 2422 MHz**



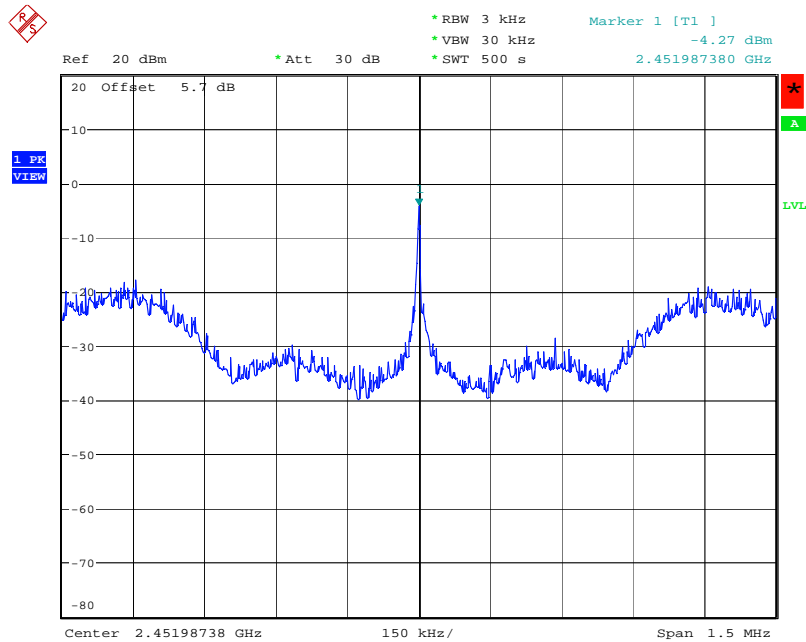
Date: 22.MAR.2008 16:12:55

### Power Density Plot on Configuration Drafft n MCS0 40MHz Ant. 2/ 2437 MHz



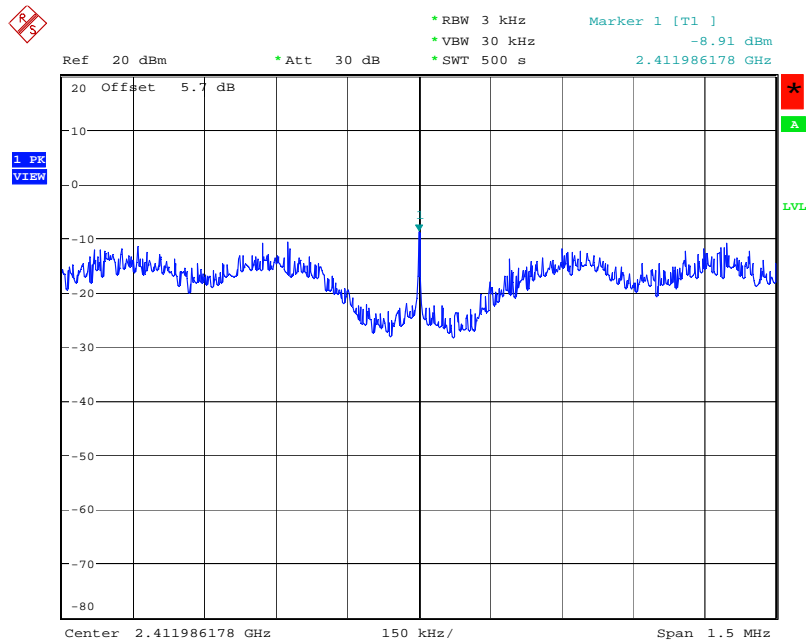
Date: 22.MAR.2008 16:08:50

### Power Density Plot on Configuration Drafft n MCS0 40MHz Ant. 2/ 2452 MHz



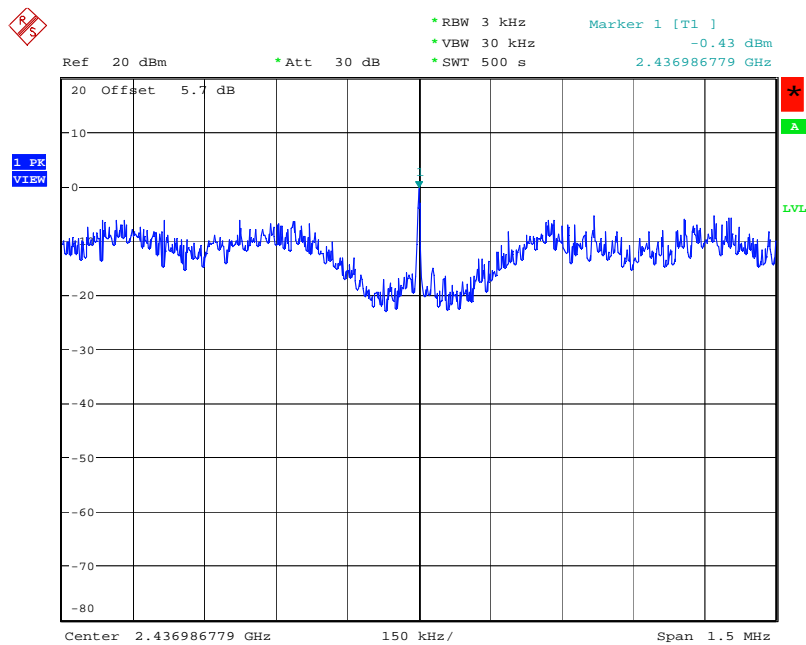
Date: 22.MAR.2008 16:07:34

**Power Density Plot on Configuration Drafft n MCS0 20MHz Ant. 3/ 2412 MHz**



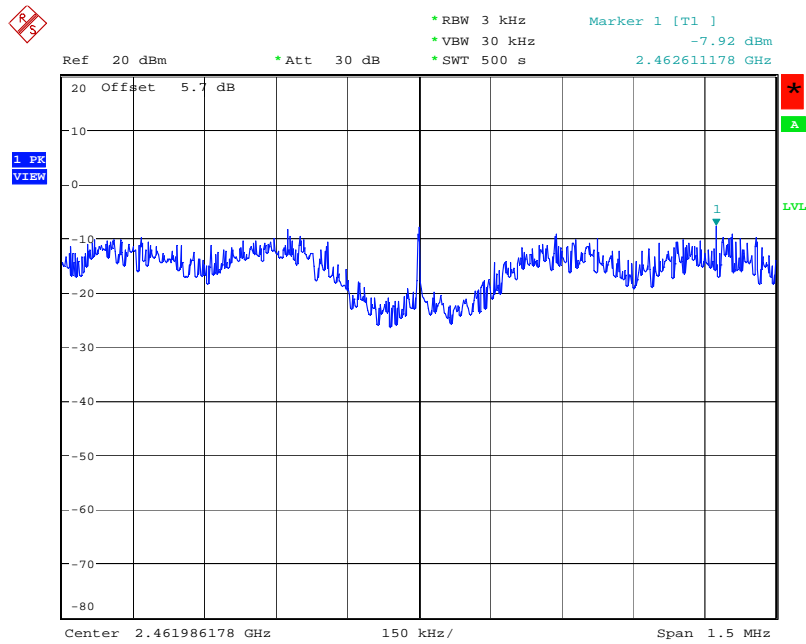
Date: 22.MAR.2008 16:16:49

**Power Density Plot on Configuration Drafft n MCS0 20MHz Ant. 3/ 2437 MHz**



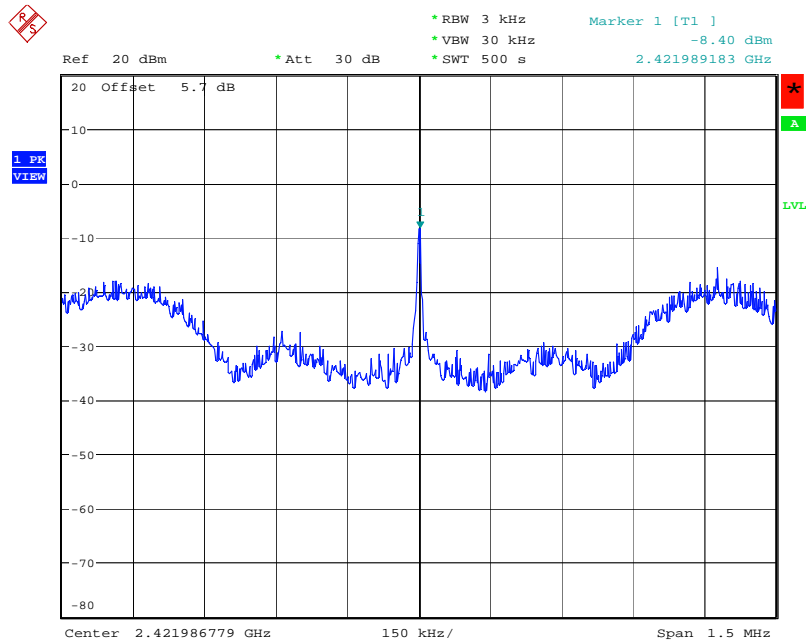
Date: 22.MAR.2008 16:18:07

**Power Density Plot on Configuration Drafft n MCS0 20MHz Ant. 3/ 2462 MHz**



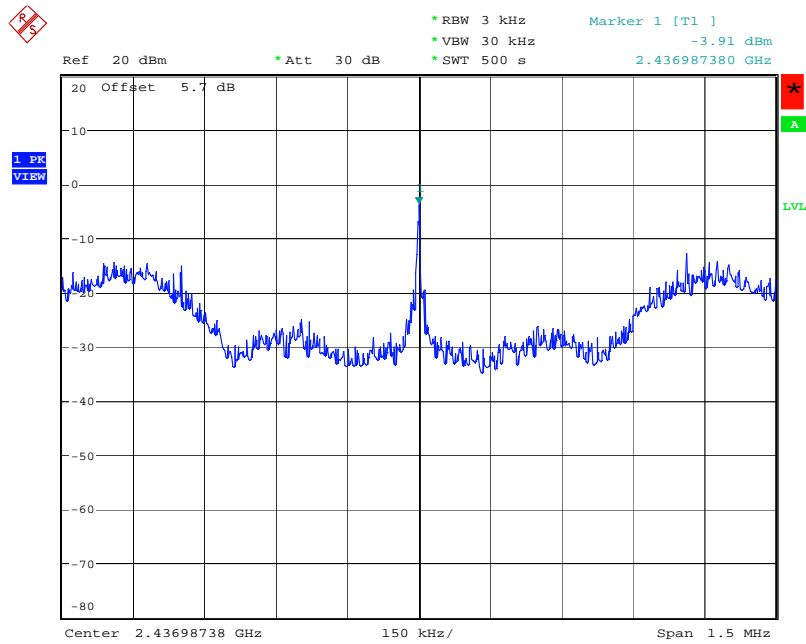
Date: 21.MAR.2008 16:21:26

**Power Density Plot on Configuration Drafft n MCS0 40MHz Ant. 3/ 2422 MHz**



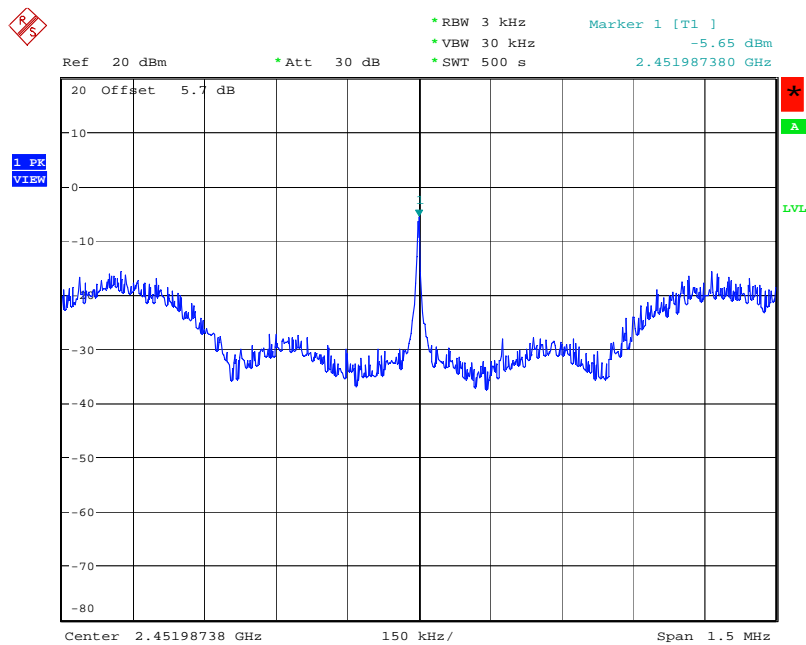
Date: 22.MAR.2008 16:11:41

**Power Density Plot on Configuration Drafft n MCS0 40MHz Ant. 3/ 2437 MHz**



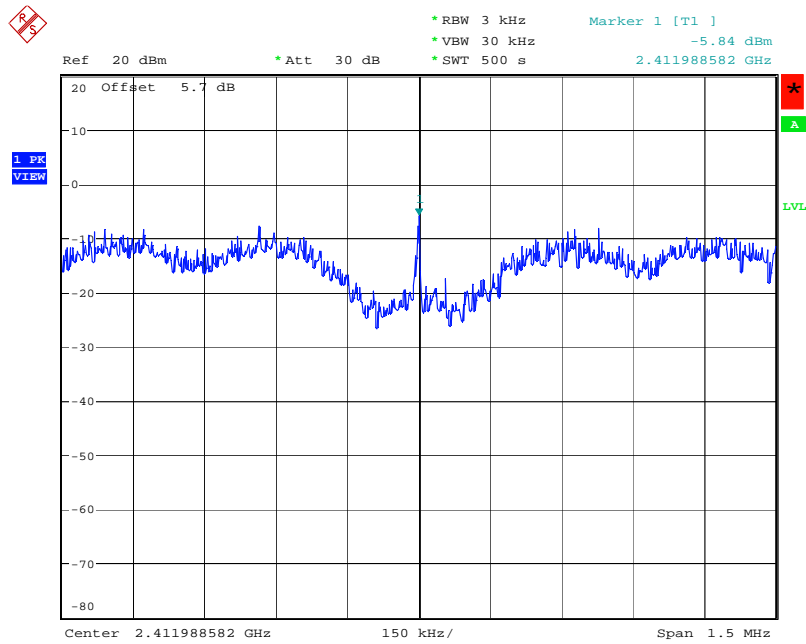
Date: 22.MAR.2008 16:09:56

**Power Density Plot on Configuration Drafft n MCS0 40MHz Ant. 3/ 2452 MHz**



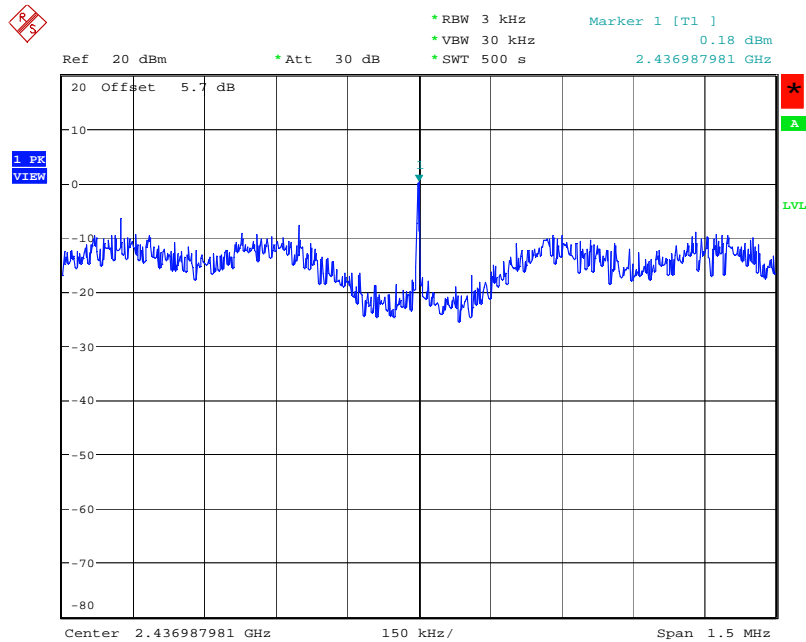
Date: 22.MAR.2008 16:06:35

**Power Density Plot on Configuration Drafft n MCS0 20MHz Ant. 4/ 2412 MHz**



Date: 21.MAR.2008 19:28:34

**Power Density Plot on Configuration Drafft n MCS0 20MHz Ant. 4/ 2437 MHz**



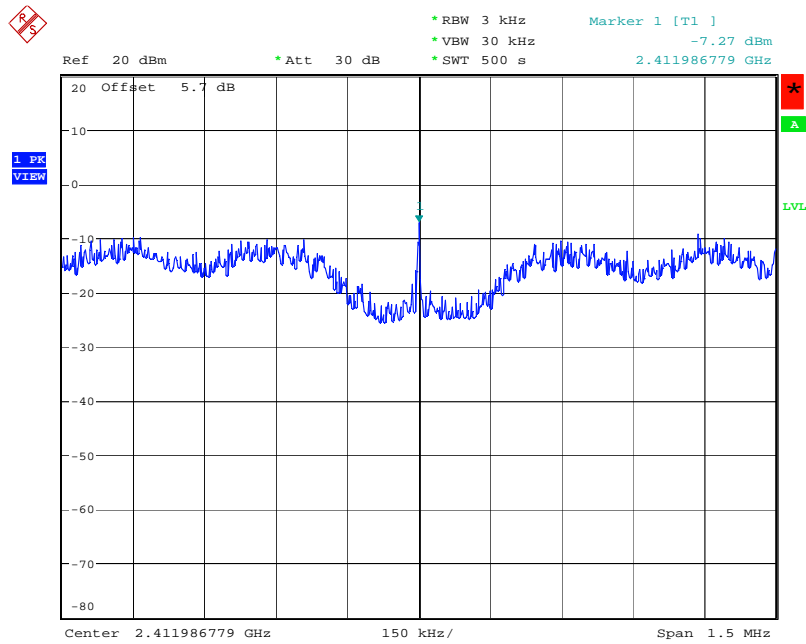
Date: 21.MAR.2008 19:29:25





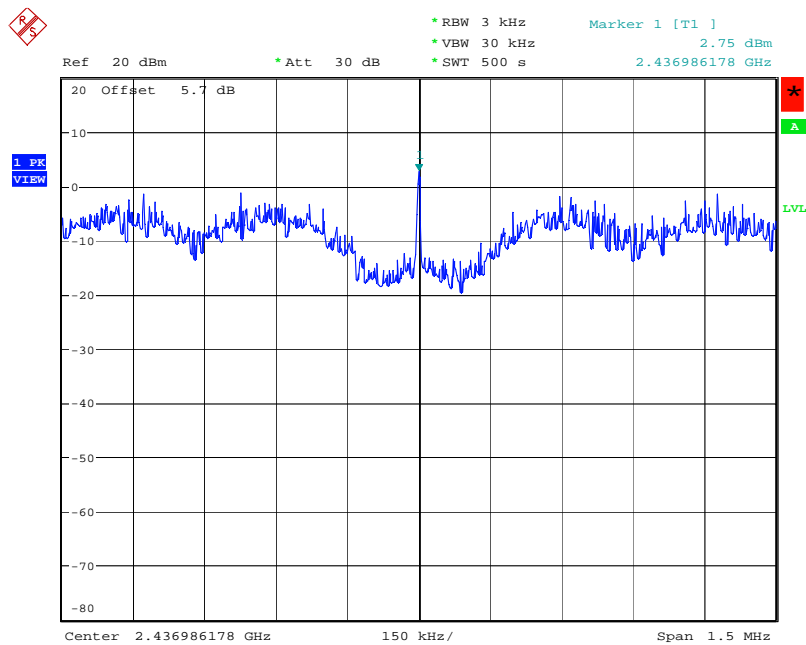


**Power Density Plot on Configuration Drafft n MCS0 20MHz Ant. 5/ 2412 MHz**



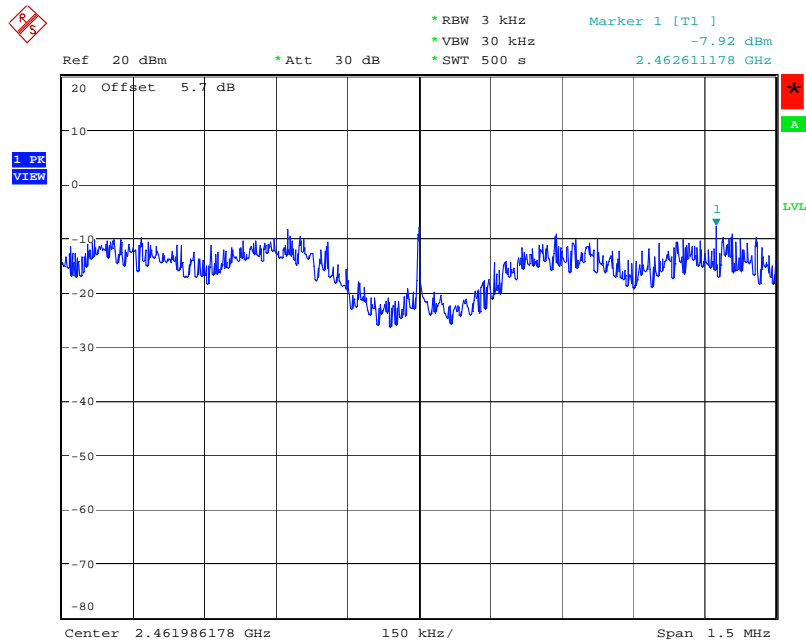
Date: 21.MAR.2008 16:19:45

**Power Density Plot on Configuration Drafft n MCS0 20MHz Ant. 5/ 2437 MHz**



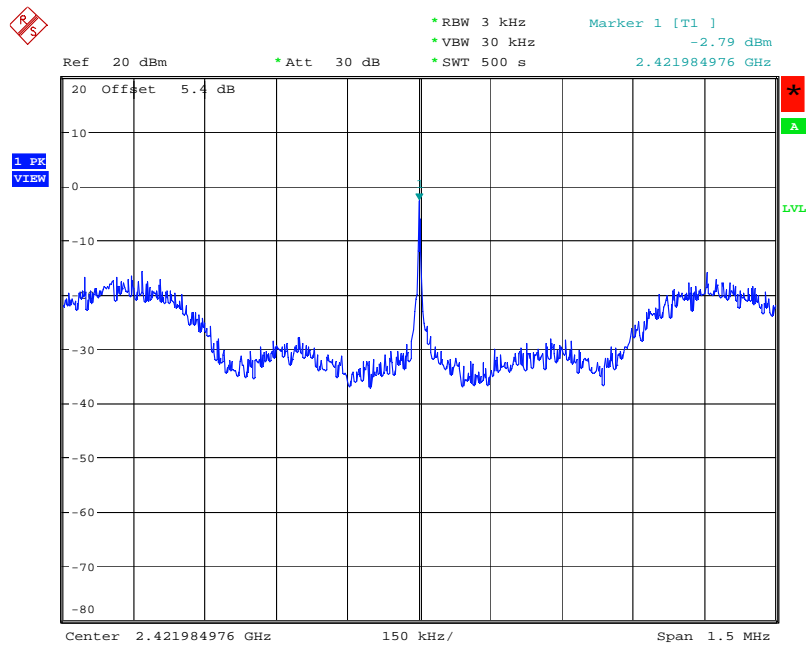
Date: 21.MAR.2008 16:20:38

**Power Density Plot on Configuration Drafft n MCS0 20MHz Ant. 5/ 2462 MHz**



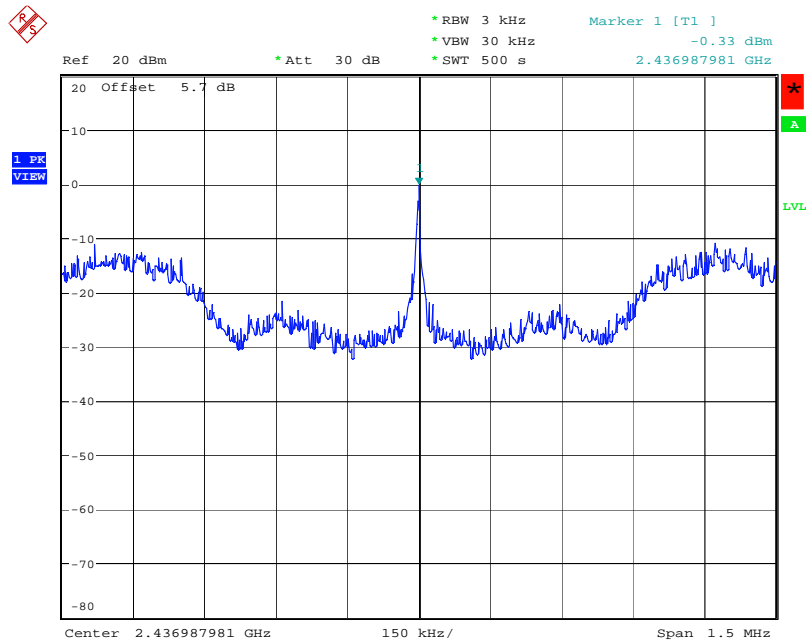
Date: 21.MAR.2008 16:21:26

**Power Density Plot on Configuration Drafft n MCS0 40MHz Ant. 5/ 2422 MHz**



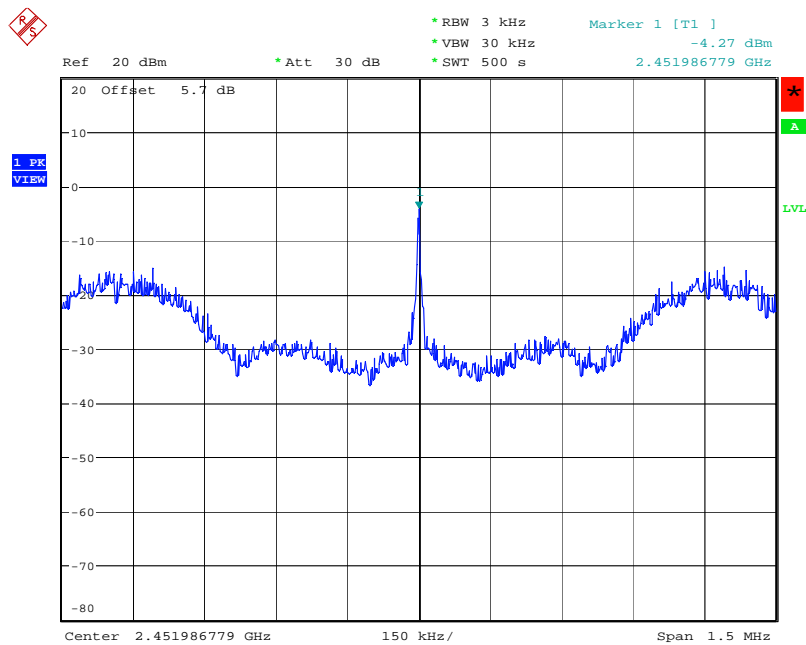
Date: 21.MAR.2008 17:40:12

**Power Density Plot on Configuration Drafft n MCS0 40MHz Ant. 5/ 2437 MHz**



Date: 20.MAR.2008 20:58:31

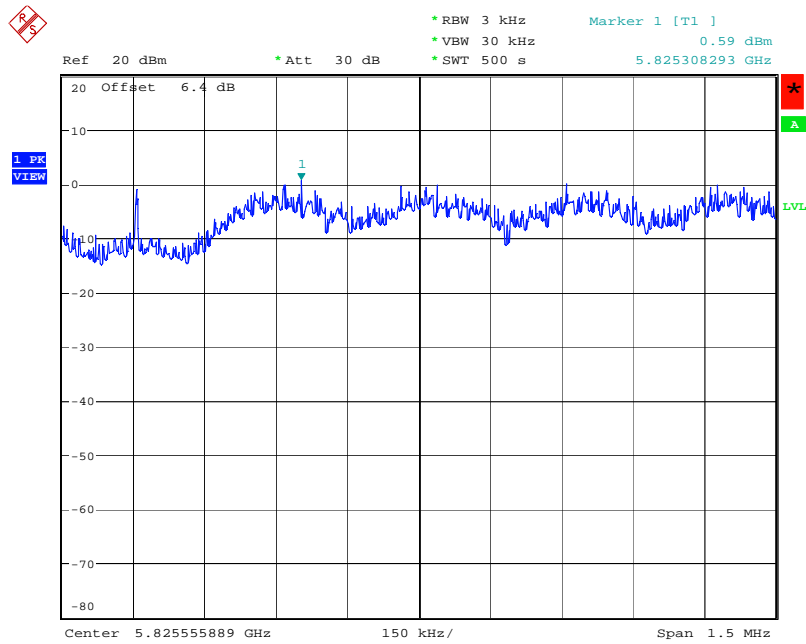
**Power Density Plot on Configuration Drafft n MCS0 40MHz Ant. 5/ 2452 MHz**



Date: 21.MAR.2008 16:23:10

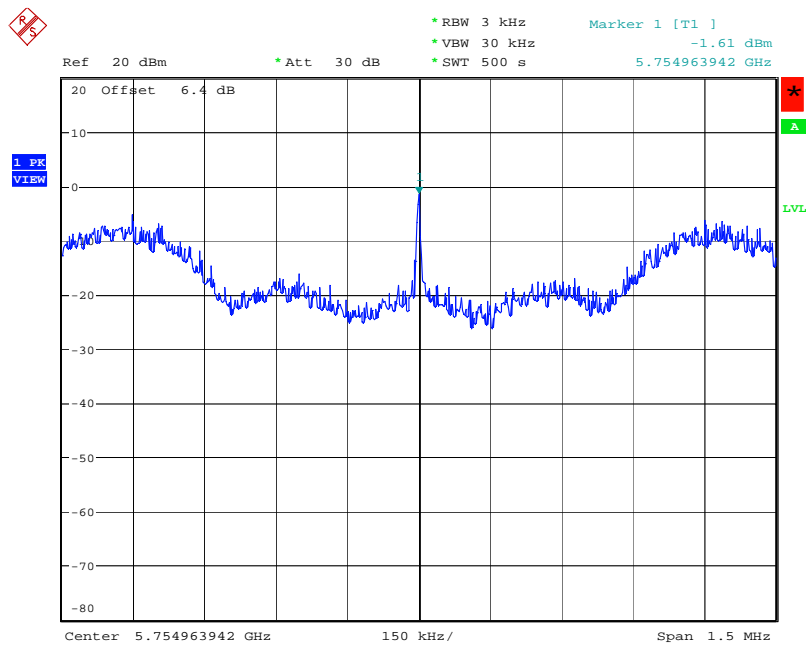


**Power Density Plot on Configuration 11a Draft n MCS8 20MHz Ant. 5/ 5825 MHz**



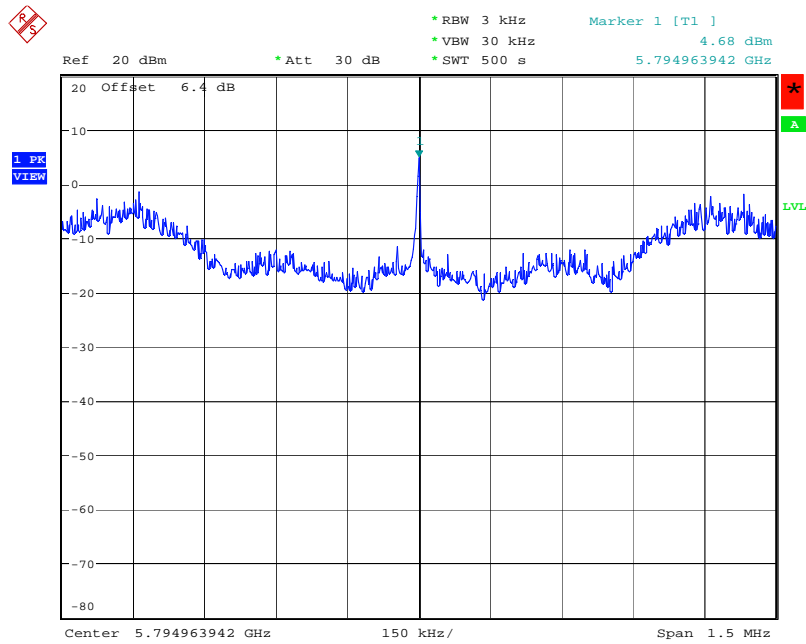
Date: 21.MAR.2008 16:10:06

**Power Density Plot on Configuration 11a Draft n MCS8 40MHz Ant. 5/ 5755MHz**



Date: 20.MAR.2008 20:40:47

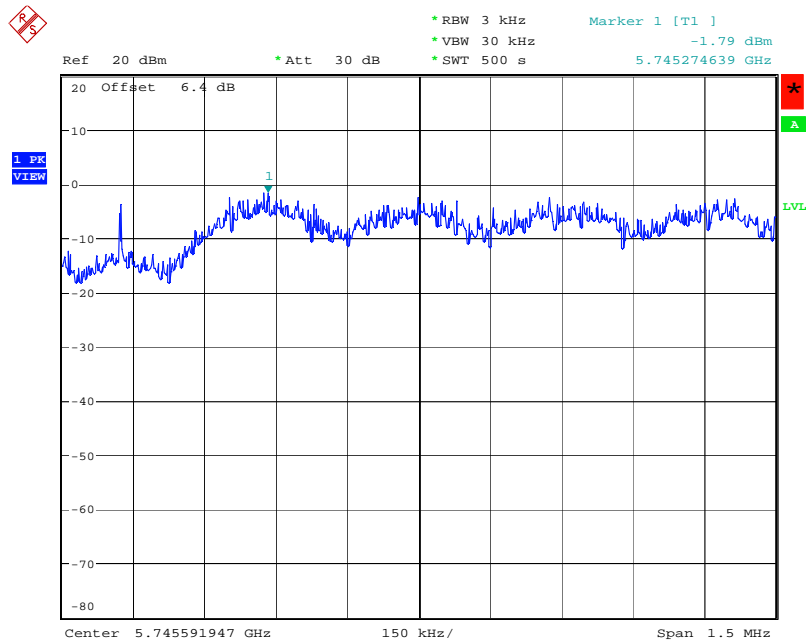
### Power Density Plot on Configuration 11a Draft n MCS8 40MHz Ant. 5/ 5795 MHz



Date: 20.MAR.2008 20:34:39

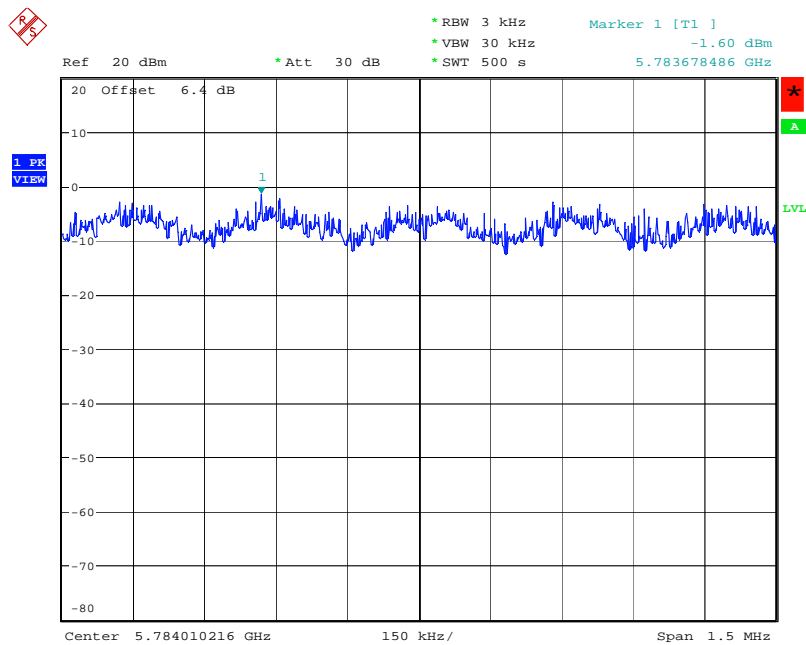


**Power Density Plot on Configuration 11a Draft n MCS8 20MHz Ant. 6/ 5745 MHz**



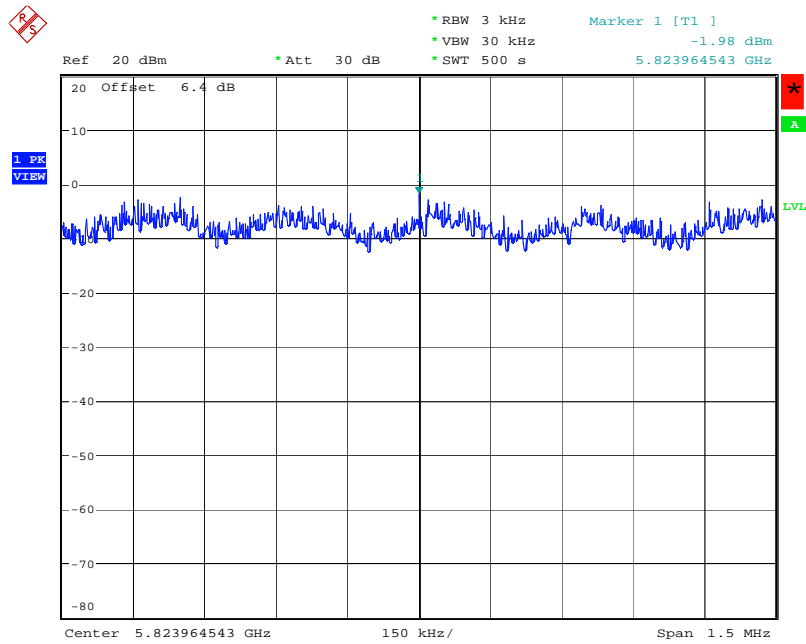
Date: 25.MAR.2008 15:32:05

**Power Density Plot on Configuration 11a Draft n MCS8 20MHz Ant. 6/ 5785 MHz**



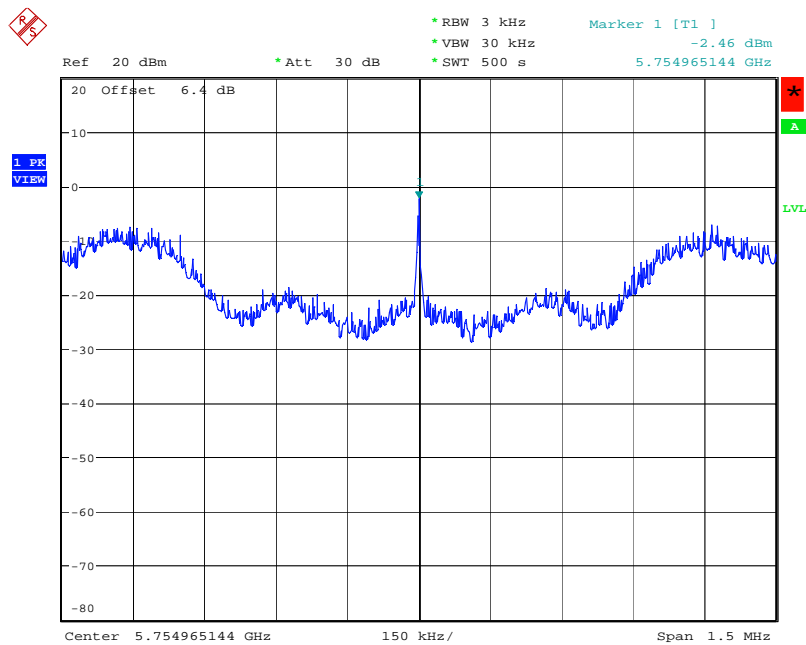
Date: 25.MAR.2008 15:28:38

**Power Density Plot on Configuration 11a Draft n MCS8 20MHz Ant. 6/ 5825 MHz**



Date: 25.MAR.2008 15:31:00

**Power Density Plot on Configuration 11a Draft n MCS8 40MHz Ant. 6/ 5755MHz**

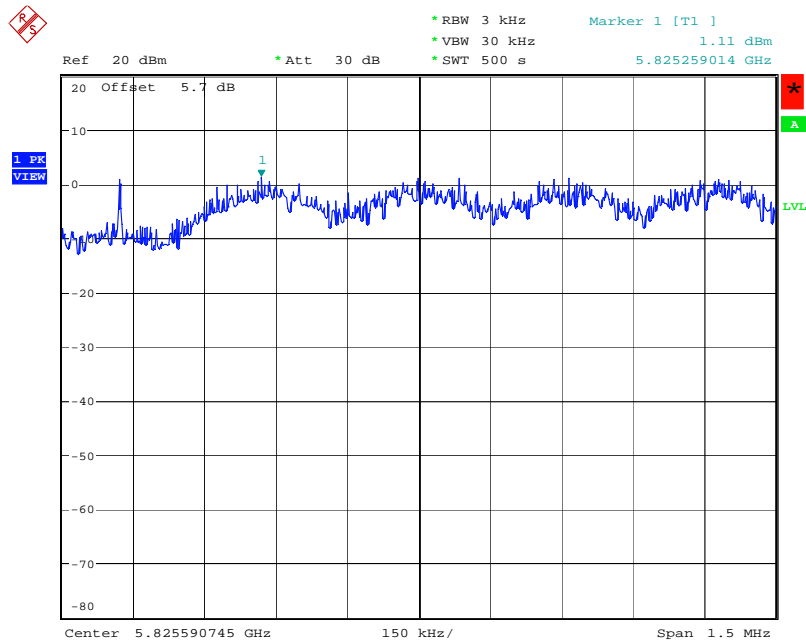


Date: 25.MAR.2008 15:26:04



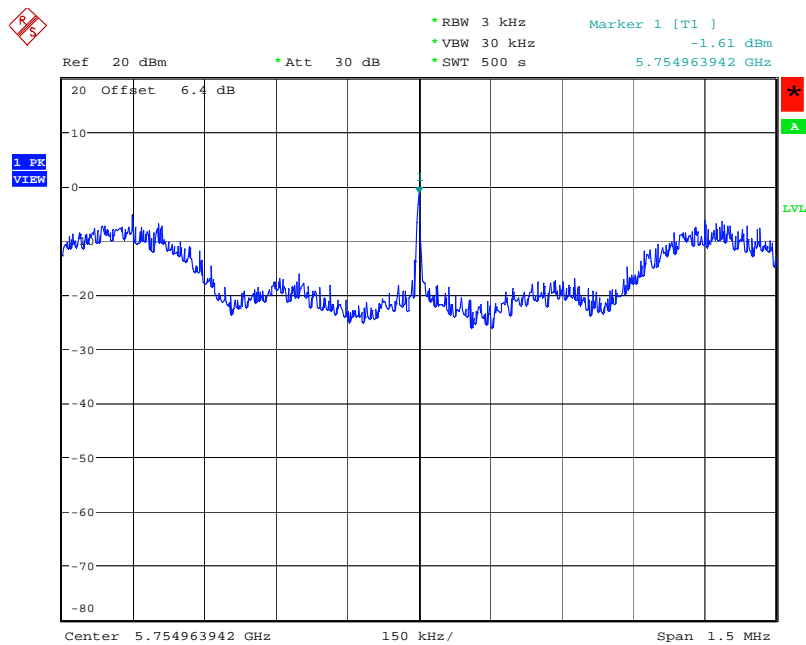


**Power Density Plot on Configuration 11a Draft n MCS8 20MHz Ant. 7/ 5825 MHz**



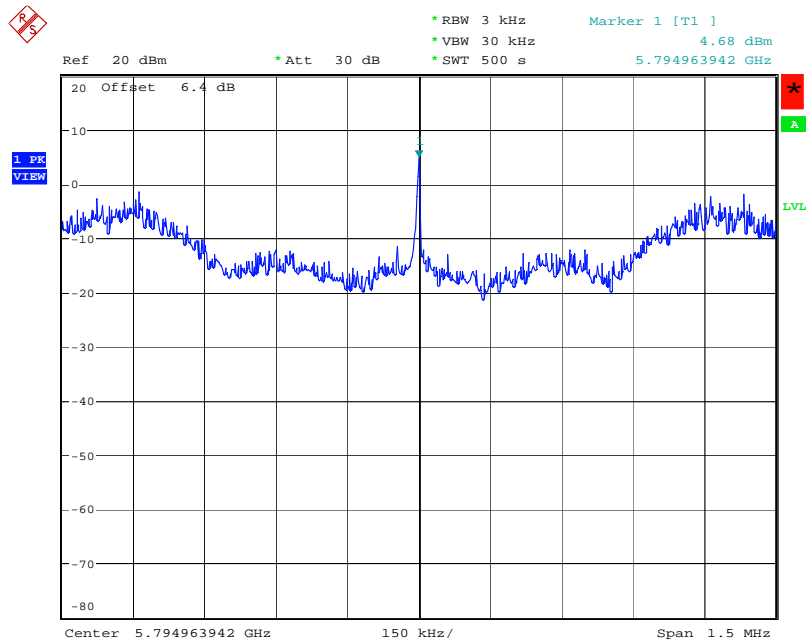
Date: 20.MAR.2008 21:39:16

**Power Density Plot on Configuration 11a Draft n MCS8 40MHz Ant. 7/ 5755MHz**



Date: 20.MAR.2008 20:40:47

### Power Density Plot on Configuration 11a Draft n MCS8 40MHz Ant. 7/ 5795 MHz



Date: 20.MAR.2008 20:34:39

#### 4.4. 6dB Spectrum Bandwidth Measurement

##### 4.4.1. Limit

For digital modulation systems, the minimum 6 dB bandwidth shall be at least 500 kHz.

##### 4.4.2. Measuring Instruments and Setting

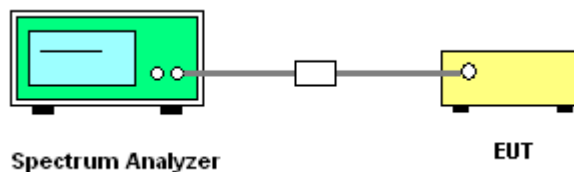
Please refer to section 5 of equipments list in this report. The following table is the setting of the Spectrum Analyzer.

Spectrum Parameters	Setting
Attenuation	Auto
Span Frequency	> 6dB Bandwidth
RB	100 kHz
VB	100 kHz
Detector	Peak
Trace	Max Hold
Sweep Time	Auto

##### 4.4.3. Test Procedures

1. The transmitter output (antenna port) was connected to the spectrum analyser in peak hold mode.
2. The resolution bandwidth of 100 kHz and the video bandwidth of 100 kHz were used.
3. Measured the spectrum width with power higher than 6dB below carrier.
4. Measuring multiple antennas, the connector is required to link with spectrum analyzer through a combiner.

##### 4.4.4. Test Setup Layout



##### 4.4.5. Test Deviation

There is no deviation with the original standard.

##### 4.4.6. EUT Operation during Test

The EUT was programmed to be in continuously transmitting mode.

## 4.4.7. Test Result of 6dB Spectrum Bandwidth

Temperature	23°C	Humidity	62%
Test Engineer	Sam Chen	Configurations	Draft n / Antenna 1

## Configuration Draft n MCS0 20MHz

Channel	Frequency	6dB Bandwidth (MHz)	99% Occupied Bandwidth (MHz)	Min. Limit (kHz)	Test Result
1	2412 MHz	15.35	17.59	500	Complies
6	2437 MHz	15.96	17.59	500	Complies
11	2462 MHz	15.73	17.59	500	Complies

## Configuration Draft n MCS0 40MHz

Channel	Frequency	6dB Bandwidth (MHz)	99% Occupied Bandwidth (MHz)	Min. Limit (kHz)	Test Result
3	2422 MHz	36.28	36.28	500	Complies
6	2437 MHz	35.70	36.28	500	Complies
9	2452 MHz	35.12	36.28	500	Complies

Temperature	23°C	Humidity	62%
Test Engineer	Sam Chen	Configurations	11a Draft n / Antenna 1

## Configuration 11a Draft n MCS8 20MHz Ant. A1 + Ant. A2 + Ant. A3

Channel	Frequency	6dB Bandwidth (MHz)	99% Occupied Bandwidth (MHz)	Min. Limit (kHz)	Test Result
149	5745 MHz	15.64	17.66	500	Complies
157	5785 MHz	15.03	17.91	500	Complies
165	5825 MHz	14.03	17.85	500	Complies

## Configuration 11a Draft n MCS8 40MHz Ant. A1 + Ant. A2 + Ant. A3

Channel	Frequency	6dB Bandwidth (MHz)	99% Occupied Bandwidth (MHz)	Min. Limit (kHz)	Test Result
151	5755 MHz	35.06	36.28	500	Complies
159	5795 MHz	35.12	36.41	500	Complies



<b>Temperature</b>	23°C	<b>Humidity</b>	62%
<b>Test Engineer</b>	Sam Chen	<b>Configurations</b>	Draft n / Antenna 2

**Configuration Draft n MCS0 20MHz**

Channel	Frequency	6dB Bandwidth (MHz)	99% Occupied Bandwidth (MHz)	Min. Limit (kHz)	Test Result
1	2412 MHz	16.05	17.59	500	Complies
6	2437 MHz	16.28	17.59	500	Complies
11	2462 MHz	15.92	17.59	500	Complies

**Configuration Draft n MCS0 40MHz**

Channel	Frequency	6dB Bandwidth (MHz)	99% Occupied Bandwidth (MHz)	Min. Limit (kHz)	Test Result
3	2422 MHz	36.08	36.28	500	Complies
6	2437 MHz	36.41	36.28	500	Complies
9	2452 MHz	35.64	36.28	500	Complies

<b>Temperature</b>	23°C	<b>Humidity</b>	62%
<b>Test Engineer</b>	Sam Chen	<b>Configurations</b>	Draft n / Antenna 3

**Configuration Draft n MCS0 20MHz**

Channel	Frequency	6dB Bandwidth (MHz)	99% Occupied Bandwidth (MHz)	Min. Limit (kHz)	Test Result
1	2412 MHz	17.17	17.62	500	Complies
6	2437 MHz	16.63	17.59	500	Complies
11	2462 MHz	15.99	17.59	500	Complies

**Configuration Draft n MCS0 40MHz**

Channel	Frequency	6dB Bandwidth (MHz)	99% Occupied Bandwidth (MHz)	Min. Limit (kHz)	Test Result
3	2422 MHz	36.02	36.28	500	Complies
6	2437 MHz	36.02	36.28	500	Complies
9	2452 MHz	35.70	36.28	500	Complies

<b>Temperature</b>	23°C	<b>Humidity</b>	62%
<b>Test Engineer</b>	Sam Chen	<b>Configurations</b>	Draft n / Antenna 4

**Configuration Draft n MCS0 20MHz**

Channel	Frequency	6dB Bandwidth (MHz)	99% Occupied Bandwidth (MHz)	Min. Limit (kHz)	Test Result
1	2412 MHz	15.64	17.59	500	Complies
6	2437 MHz	16.92	17.59	500	Complies
11	2462 MHz	16.28	17.59	500	Complies

**Configuration Draft n MCS0 40MHz**

Channel	Frequency	6dB Bandwidth (MHz)	99% Occupied Bandwidth (MHz)	Min. Limit (kHz)	Test Result
3	2422 MHz	36.28	36.28	500	Complies
6	2437 MHz	35.70	36.28	500	Complies
9	2452 MHz	35.76	36.28	500	Complies

<b>Temperature</b>	23°C	<b>Humidity</b>	62%
<b>Test Engineer</b>	Sam Chen	<b>Configurations</b>	Draft n / Antenna 5

**Configuration Draft n MCS0 20MHz**

Channel	Frequency	6dB Bandwidth (MHz)	99% Occupied Bandwidth (MHz)	Min. Limit (kHz)	Test Result
1	2412 MHz	16.53	17.59	500	Complies
6	2437 MHz	15.70	17.62	500	Complies
11	2462 MHz	15.99	17.59	500	Complies

**Configuration Draft n MCS0 40MHz**

Channel	Frequency	6dB Bandwidth (MHz)	99% Occupied Bandwidth (MHz)	Min. Limit (kHz)	Test Result
3	2422 MHz	35.12	36.28	500	Complies
6	2437 MHz	35.70	36.28	500	Complies
9	2452 MHz	35.44	36.28	500	Complies

<b>Temperature</b>	23°C	<b>Humidity</b>	62%
<b>Test Engineer</b>	Sam Chen	<b>Configurations</b>	11a Draft n / Antenna 5

**Configuration 11a Draft n MCS8 20MHz Ant. A1 + Ant. A2 + Ant. A3**

Channel	Frequency	6dB Bandwidth (MHz)	99% Occupied Bandwidth (MHz)	Min. Limit (kHz)	Test Result
149	5745 MHz	15.64	17.66	500	Complies
157	5785 MHz	15.12	17.62	500	Complies
165	5825 MHz	15.06	17.72	500	Complies

**Configuration 11a Draft n MCS8 40MHz Ant. A1 + Ant. A2 + Ant. A3**

Channel	Frequency	6dB Bandwidth (MHz)	99% Occupied Bandwidth (MHz)	Min. Limit (kHz)	Test Result
151	5755 MHz	35.06	36.28	500	Complies
159	5795 MHz	35.12	36.41	500	Complies

<b>Temperature</b>	23°C	<b>Humidity</b>	62%
<b>Test Engineer</b>	Sam Chen	<b>Configurations</b>	11a Draft n / Antenna 6

**Configuration 11a Draft n MCS8 20MHz Ant. A1 + Ant. A2 + Ant. A3**

Channel	Frequency	6dB Bandwidth (MHz)	99% Occupied Bandwidth (MHz)	Min. Limit (kHz)	Test Result
149	5745 MHz	13.91	17.59	500	Complies
157	5785 MHz	15.06	17.59	500	Complies
165	5825 MHz	16.34	17.59	500	Complies

**Configuration 11a Draft n MCS8 40MHz Ant. A1 + Ant. A2 + Ant. A3**

Channel	Frequency	6dB Bandwidth (MHz)	99% Occupied Bandwidth (MHz)	Min. Limit (kHz)	Test Result
151	5755 MHz	35.76	36.28	500	Complies
159	5795 MHz	35.19	36.21	500	Complies

<b>Temperature</b>	23°C	<b>Humidity</b>	62%
<b>Test Engineer</b>	Sam Chen	<b>Configurations</b>	11a Draft n / Antenna 7

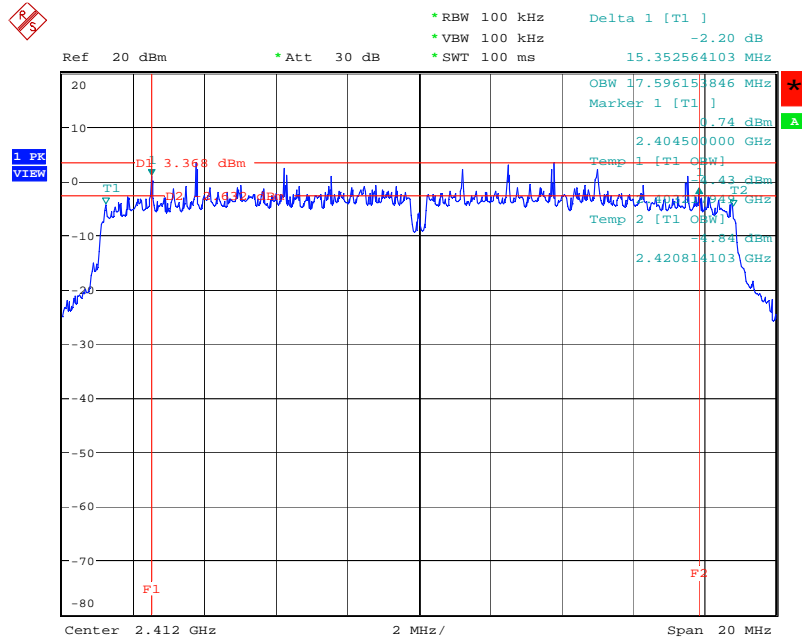
**Configuration 11a Draft n MCS8 20MHz Ant. A1 + Ant. A2 + Ant. A3**

Channel	Frequency	6dB Bandwidth (MHz)	99% Occupied Bandwidth (MHz)	Min. Limit (kHz)	Test Result
149	5745 MHz	15.64	17.66	500	Complies
157	5785 MHz	15.03	17.91	500	Complies
165	5825 MHz	14.03	17.85	500	Complies

**Configuration 11a Draft n MCS8 40MHz Ant. A1 + Ant. A2 + Ant. A3**

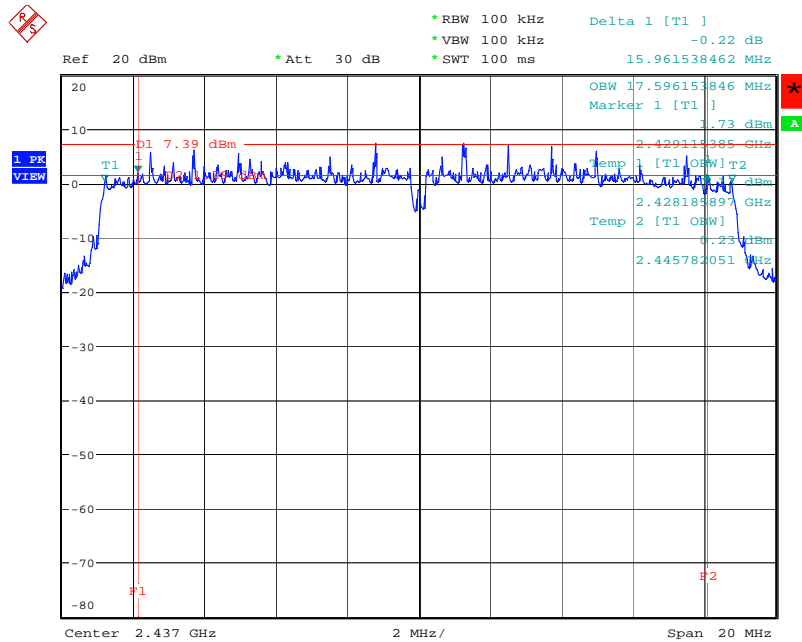
Channel	Frequency	6dB Bandwidth (MHz)	99% Occupied Bandwidth (MHz)	Min. Limit (kHz)	Test Result
151	5755 MHz	35.06	36.28	500	Complies
159	5795 MHz	35.12	36.41	500	Complies

6 dB Bandwidth Plot on Configuration Draft n MCS0 20MHz Ant. 1/ 2412 MHz



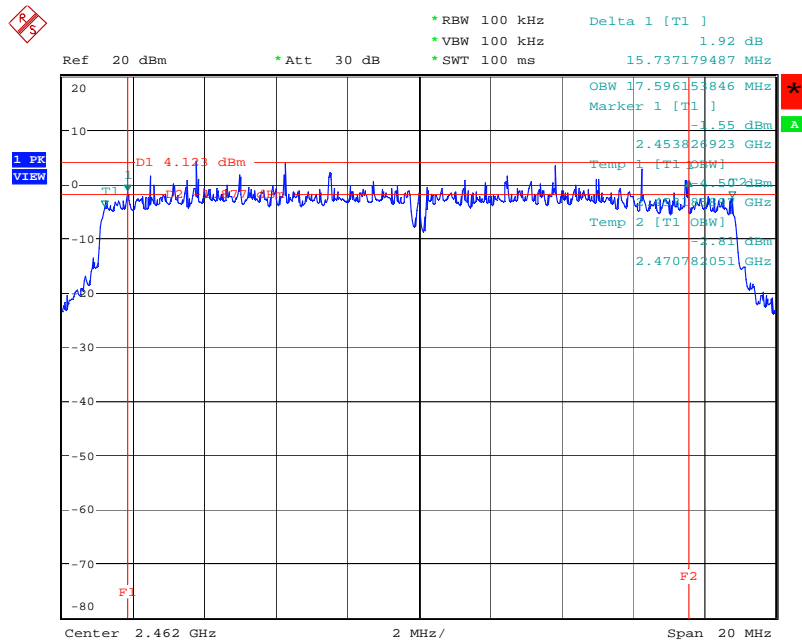
Date: 20.MAR.2008 20:53:26

6 dB Bandwidth Plot on Configuration Draft n MCS0 20MHz Ant. 1/ 2437 MHz



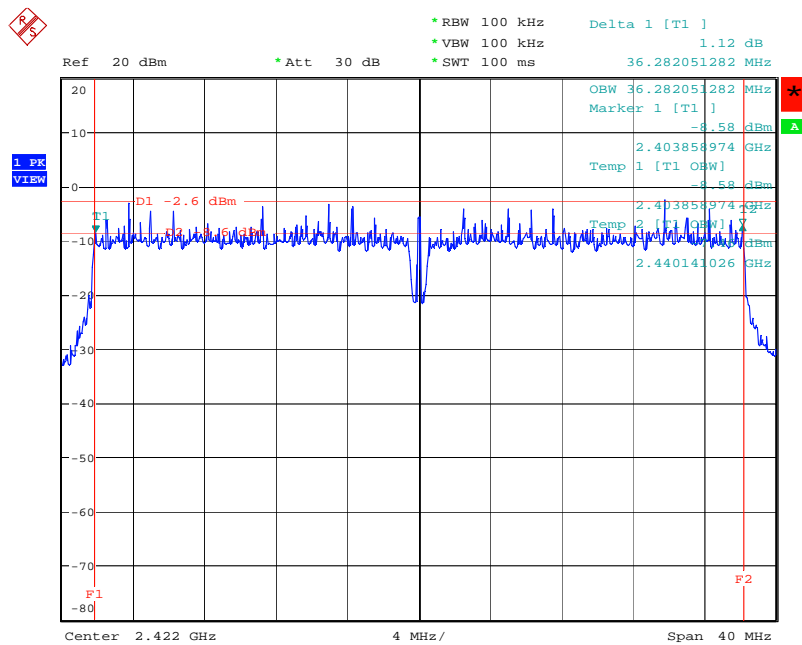
Date: 20.MAR.2008 20:54:46

### 6 dB Bandwidth Plot on Configuration Draft n MCS0 20MHz Ant. 1/ 2462 MHz



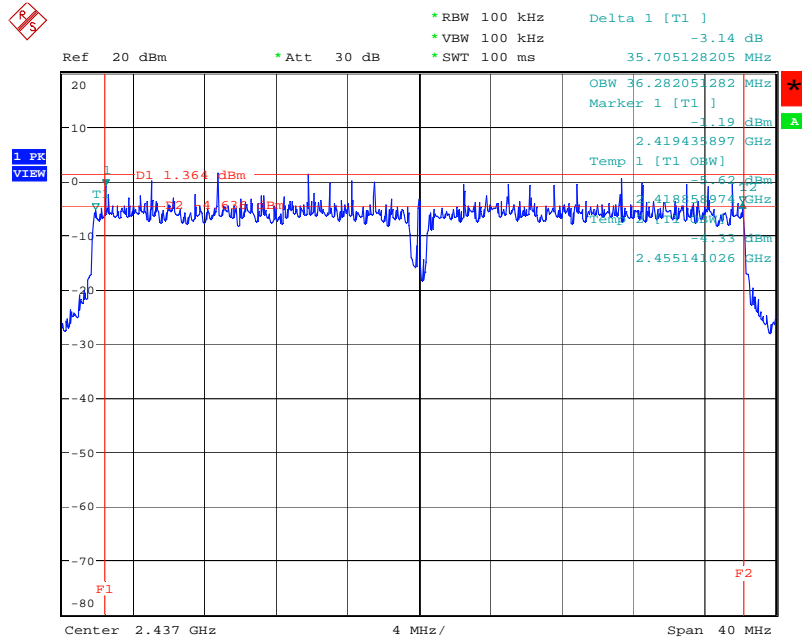
Date: 20.MAR.2008 20:55:35

### 6 dB Bandwidth Plot on Configuration Draft n MCS0 40MHz Ant. 1/ 2422 MHz



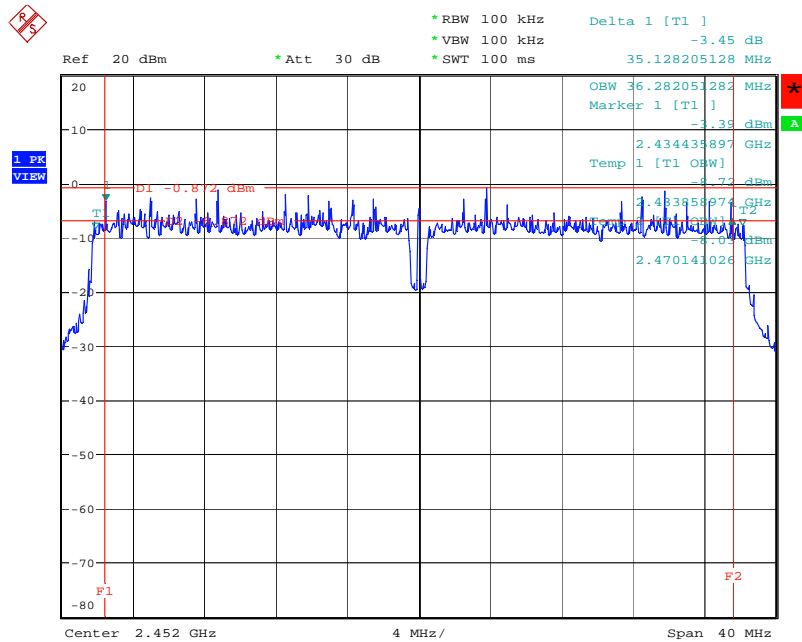
Date: 20.MAR.2008 20:59:09

6 dB Bandwidth Plot on Configuration Draft n MCS0 40MHz Ant. 1 / 2437 MHz



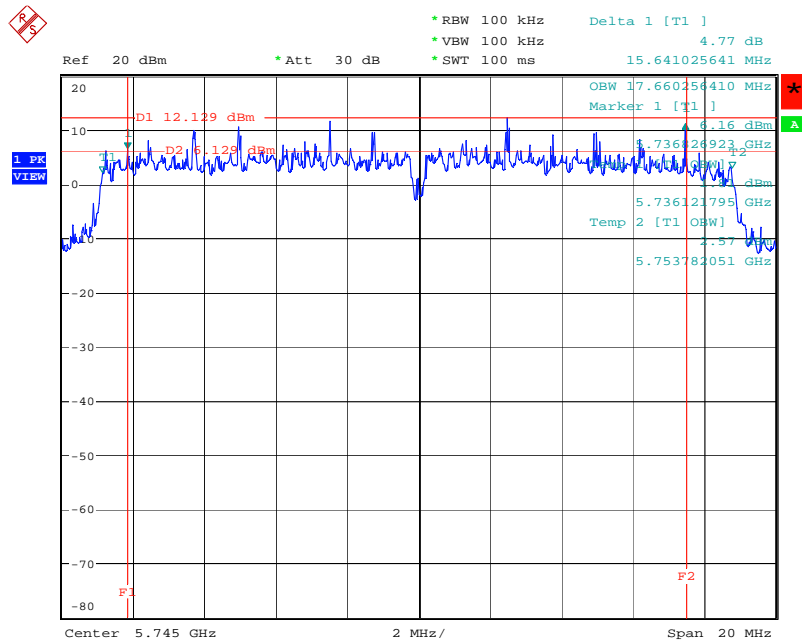
Date: 20.MAR.2008 20:58:05

6 dB Bandwidth Plot on Configuration Draft n MCS0 40MHz Ant. 1 / 2452 MHz



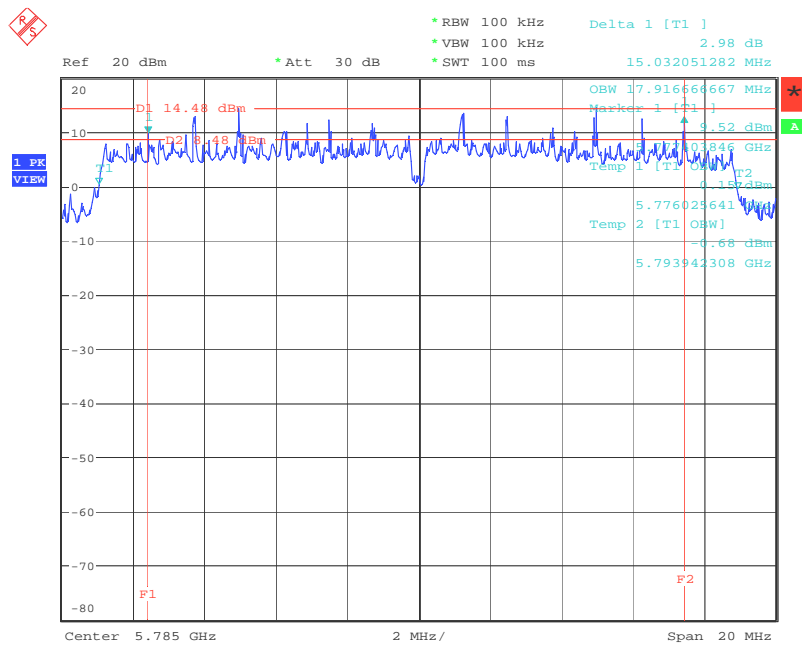
Date: 20.MAR.2008 20:57:03

### 6 dB Bandwidth Plot on Configuration 11a Drafft n MCS8 20MHz Ant. 1/ 5745 MHz



Date: 20.MAR.2008 21:36:55

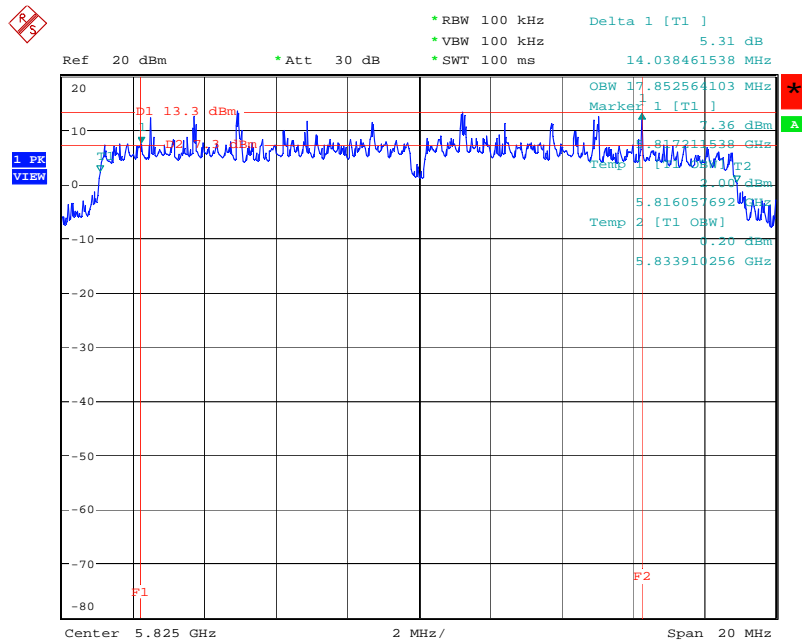
### 6 dB Bandwidth Plot on Configuration 11a Drafft n MCS8 20MHz Ant. 1/ 5785MHz



Date: 20.MAR.2008 21:37:55

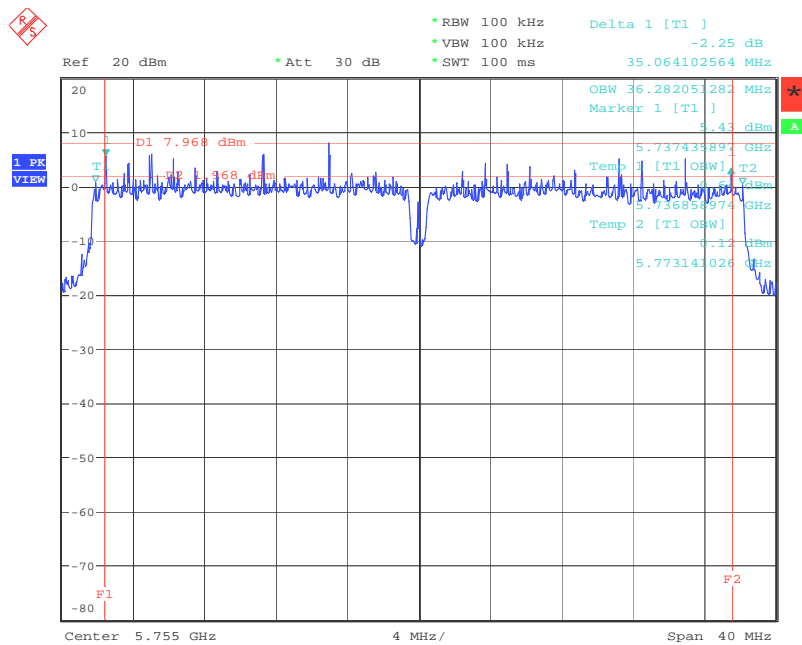


### 6 dB Bandwidth Plot on Configuration 11a Drafft n MCS8 20MHz Ant. 1/ 5825 MHz



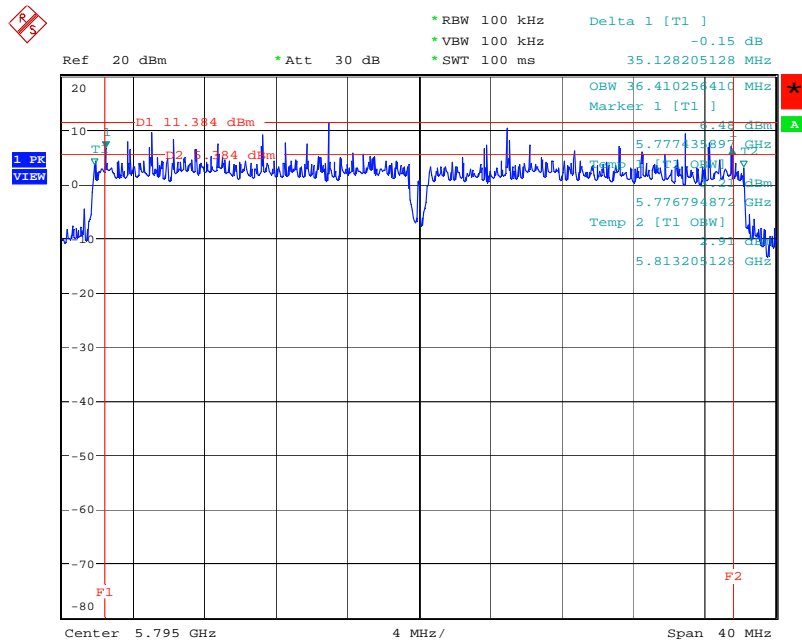
Date: 20.MAR.2008 21:38:49

### 6 dB Bandwidth Plot on Configuration 11a Drafft n MCS8 40MHz Ant. 1/ 5755MHz



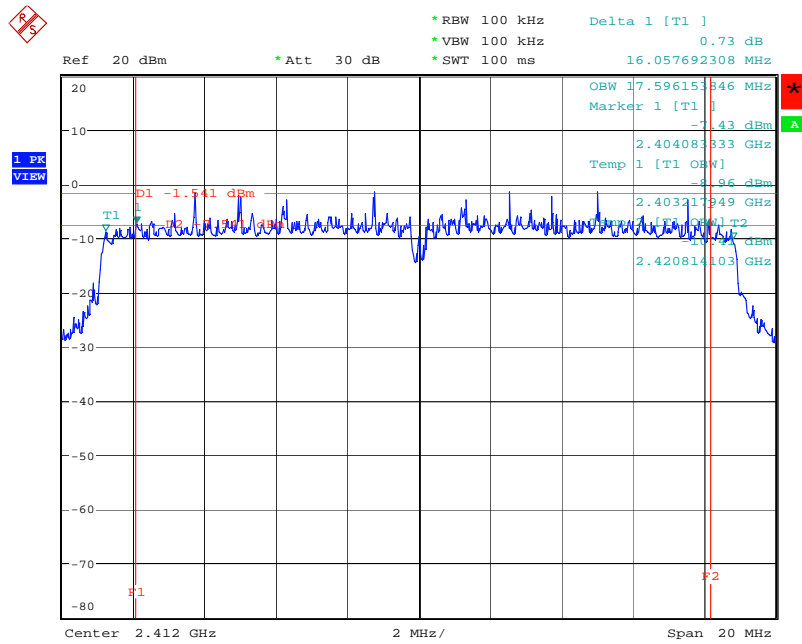
Date: 20.MAR.2008 20:40:21

6 dB Bandwidth Plot on Configuration 11a Draft n MCS8 40MHz Ant. 1/ 5795 MHz



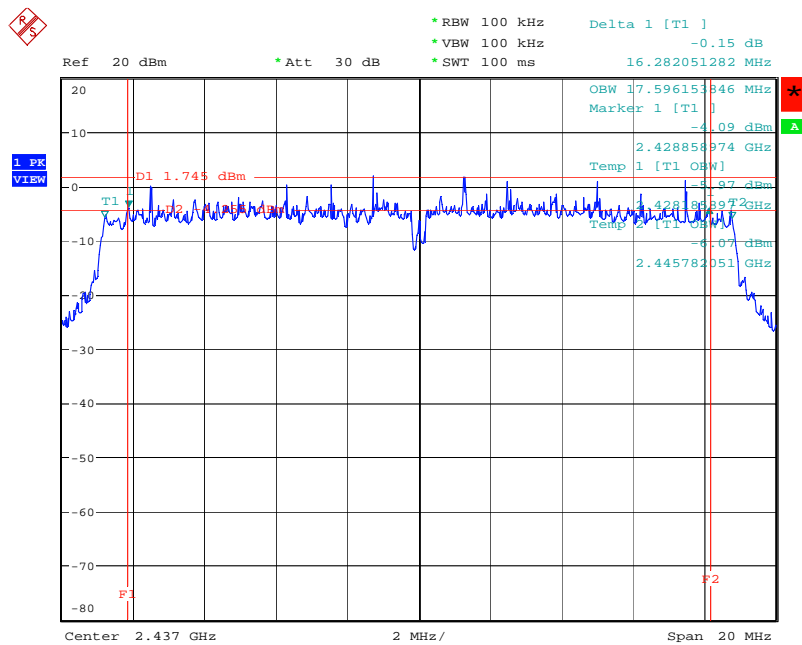
Date: 20.MAR.2008 20:34:13

### 6 dB Bandwidth Plot on Configuration Draft n MCS0 20MHz Ant. 2/ 2412 MHz



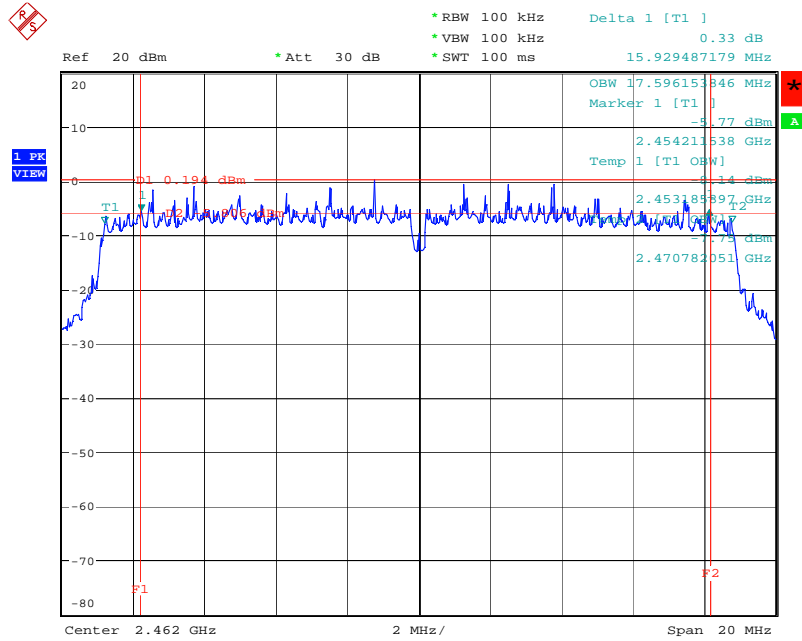
Date: 22.MAR.2008 16:14:28

### 6 dB Bandwidth Plot on Configuration Draft n MCS0 20MHz Ant. 2/ 2437 MHz



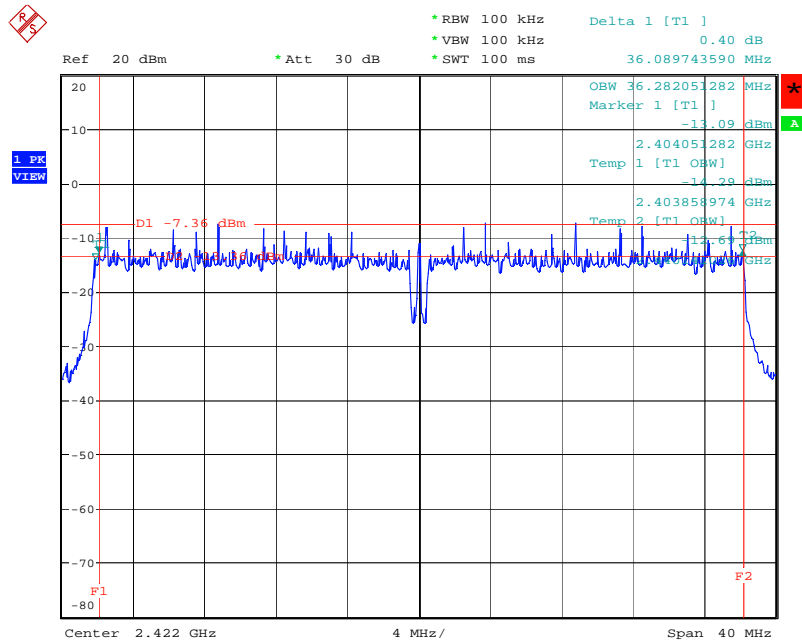
Date: 22.MAR.2008 16:18:46

6 dB Bandwidth Plot on Configuration Draft n MCS0 20MHz Ant. 2/ 2462 MHz



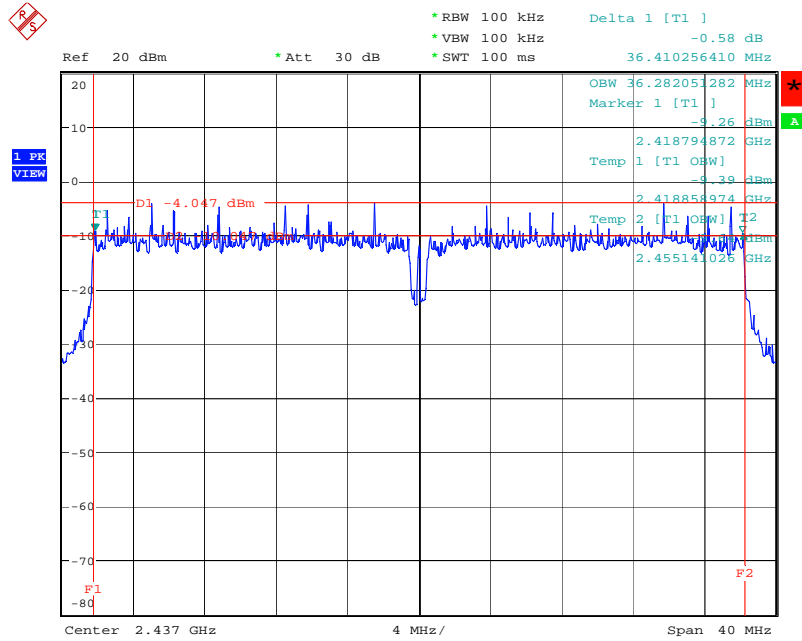
Date: 22.MAR.2008 16:20:48

6 dB Bandwidth Plot on Configuration Draft n MCS0 40MHz Ant. 2/ 2422 MHz



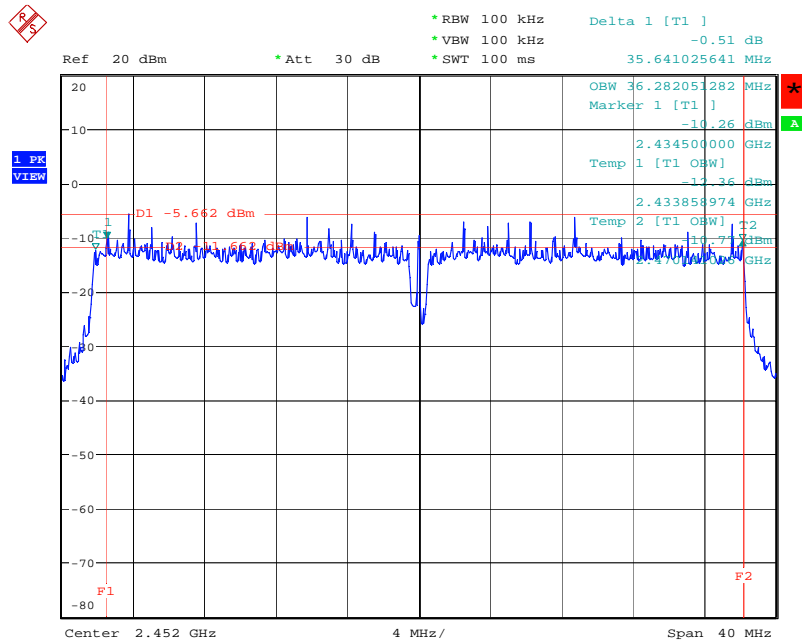
Date: 22.MAR.2008 16:12:29

6 dB Bandwidth Plot on Configuration Draft n MCS0 40MHz Ant. 2/ 2437 MHz



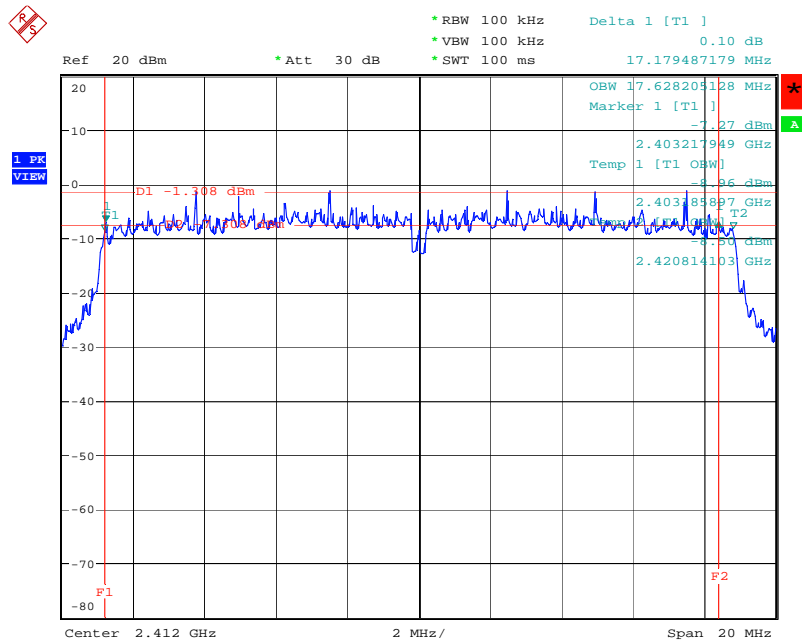
Date: 22.MAR.2008 16:08:24

6 dB Bandwidth Plot on Configuration Draft n MCS0 40MHz Ant. 2/ 2452 MHz



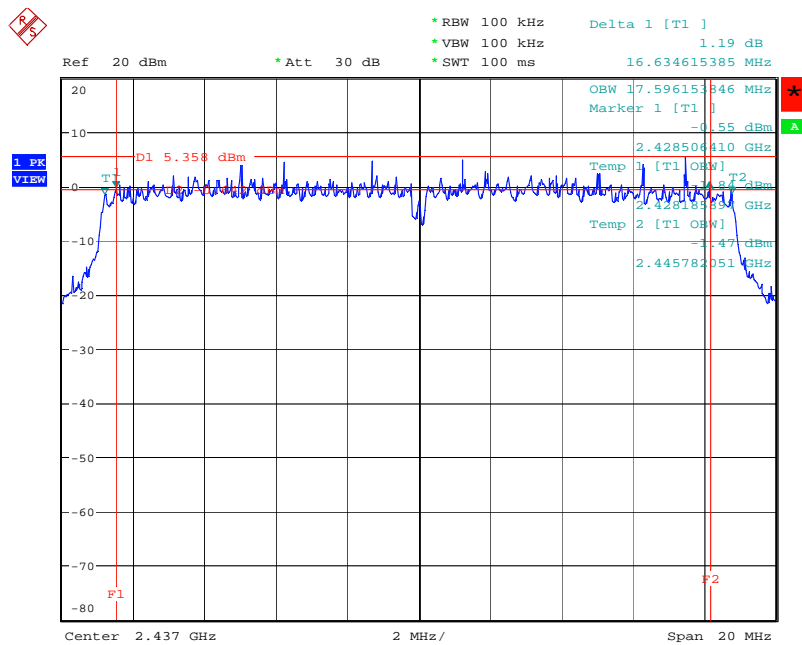
Date: 22.MAR.2008 16:07:08

### 6 dB Bandwidth Plot on Configuration Draft n MCS0 20MHz Ant. 3/ 2412 MHz



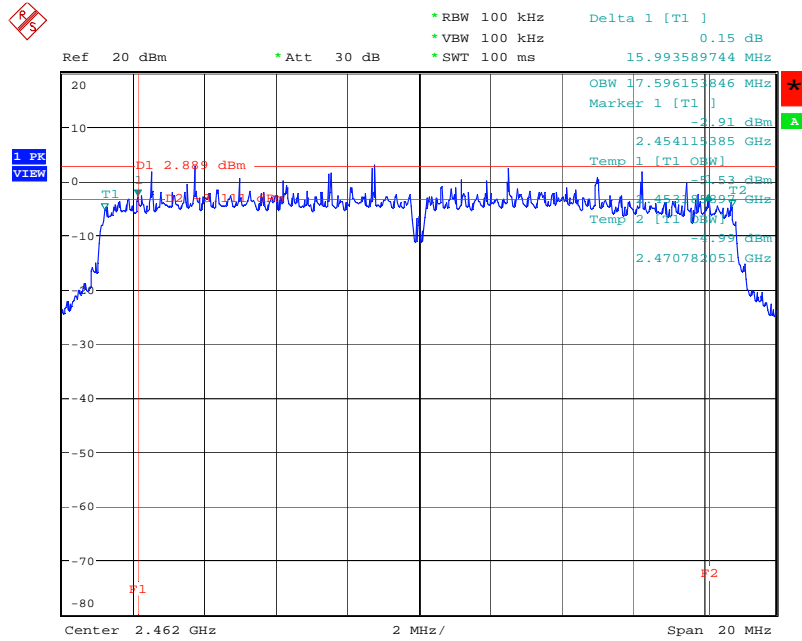
Date: 22.MAR.2008 16:16:23

### 6 dB Bandwidth Plot on Configuration Draft n MCS0 20MHz Ant. 3/ 2437 MHz



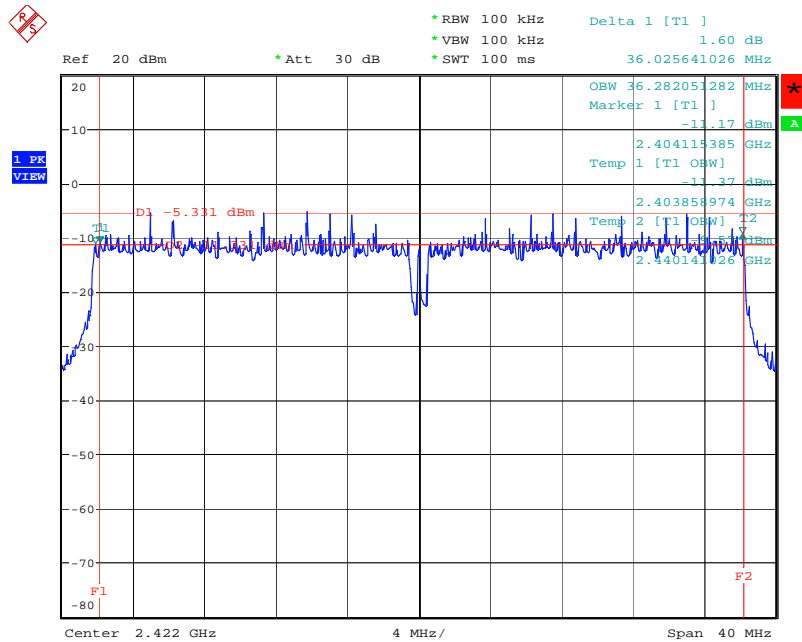
Date: 22.MAR.2008 16:17:50

6 dB Bandwidth Plot on Configuration Draft n MCS0 20MHz Ant. 3/ 2462 MHz



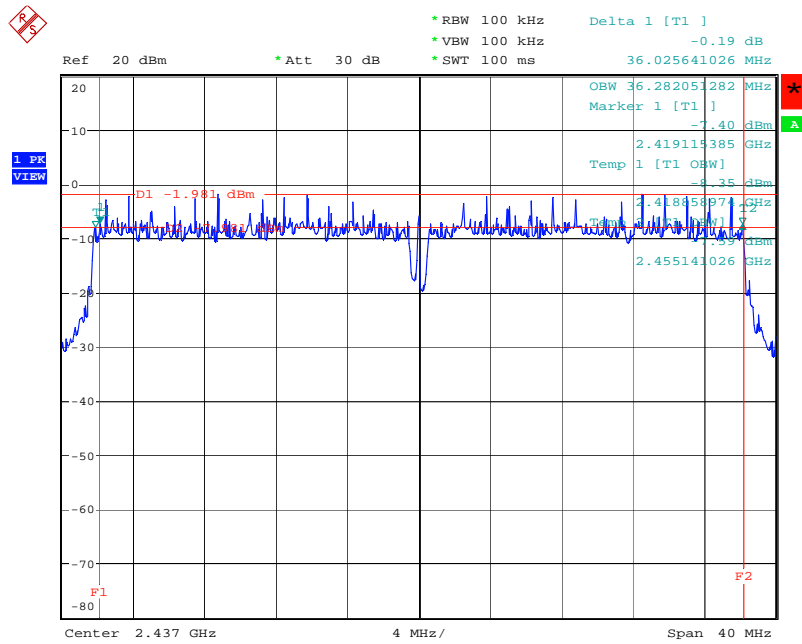
Date: 21.MAR.2008 16:21:10

6 dB Bandwidth Plot on Configuration Draft n MCS0 40MHz Ant. 3/ 2422 MHz



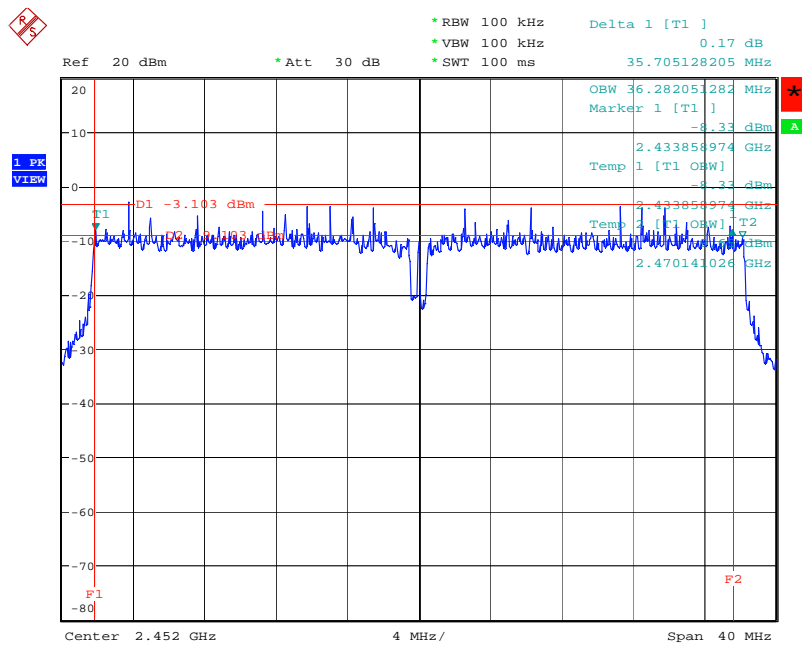
Date: 22.MAR.2008 16:11:15

6 dB Bandwidth Plot on Configuration Draft n MCS0 40MHz Ant. 3/ 2437 MHz



Date: 22.MAR.2008 16:09:30

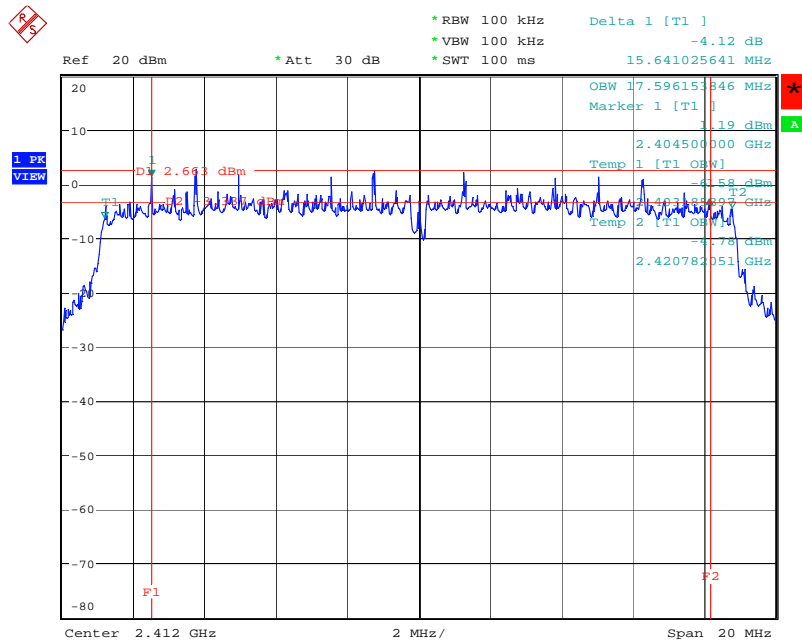
6 dB Bandwidth Plot on Configuration Draft n MCS0 40MHz Ant. 3/ 2452 MHz



Date: 22.MAR.2008 16:06:09

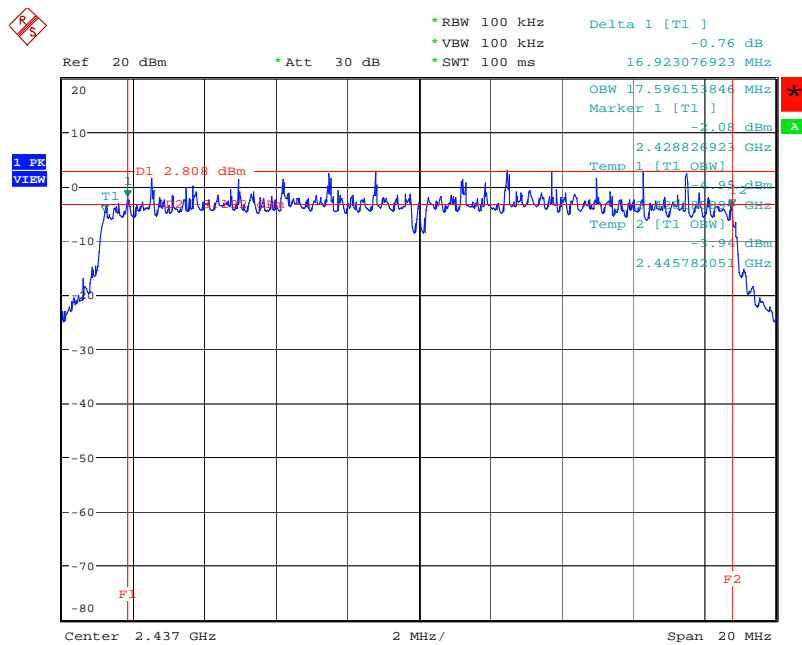


### 6 dB Bandwidth Plot on Configuration Draft n MCS0 20MHz Ant. 4/ 2412 MHz



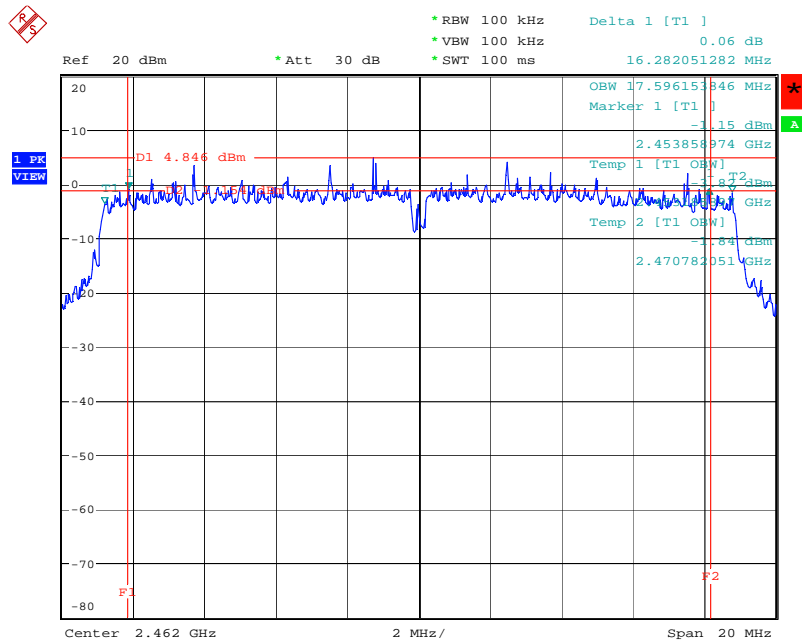
Date: 21.MAR.2008 19:28:05

### 6 dB Bandwidth Plot on Configuration Draft n MCS0 20MHz Ant. 4/ 2437 MHz



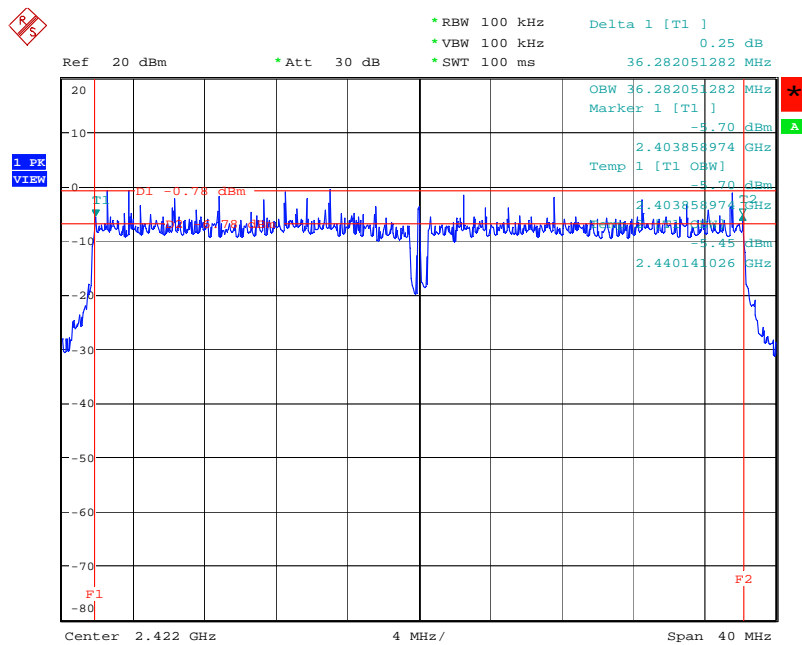
Date: 21.MAR.2008 19:29:08

### 6 dB Bandwidth Plot on Configuration Draft n MCS0 20MHz Ant. 4/ 2462 MHz



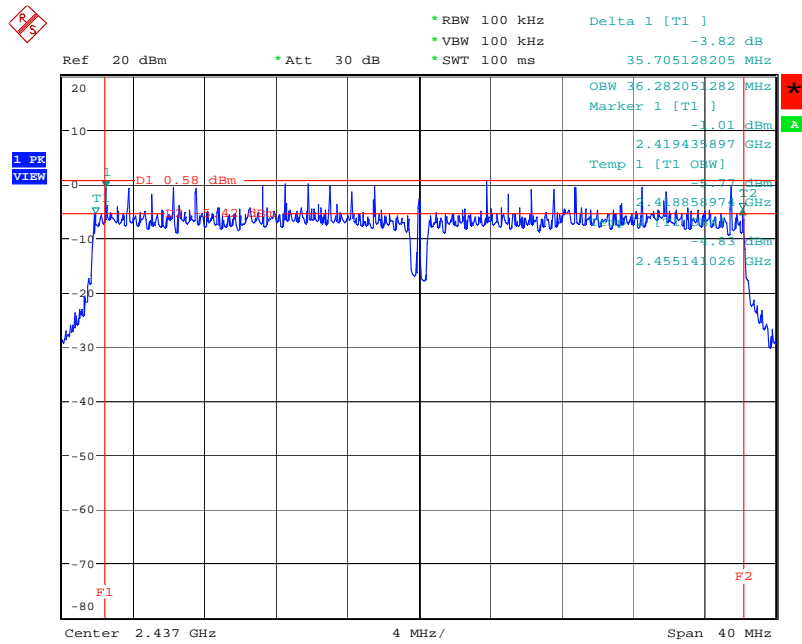
Date: 21.MAR.2008 19:29:48

### 6 dB Bandwidth Plot on Configuration Draft n MCS0 40MHz Ant. 4/ 2422 MHz



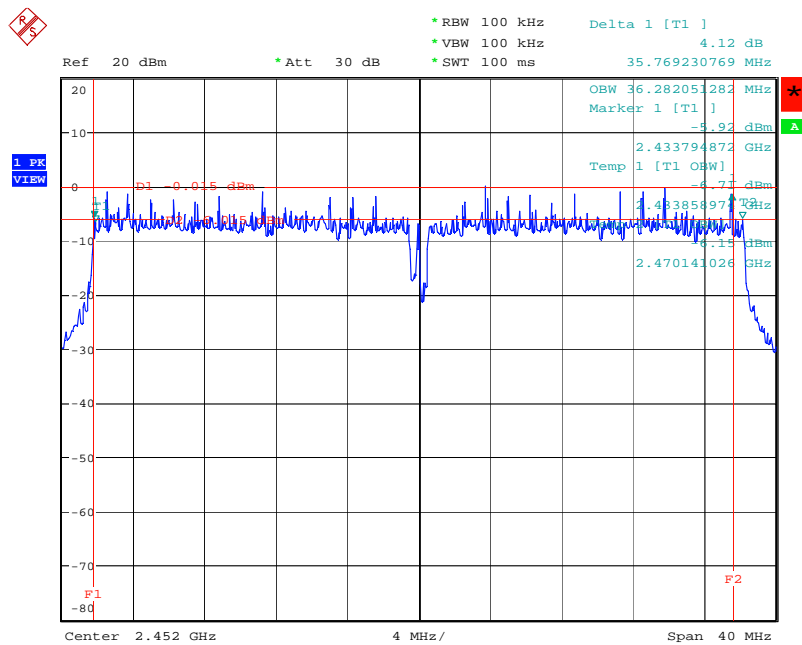
Date: 21.MAR.2008 19:32:47

### 6 dB Bandwidth Plot on Configuration Draft n MCS0 40MHz Ant./ 2437 MHz



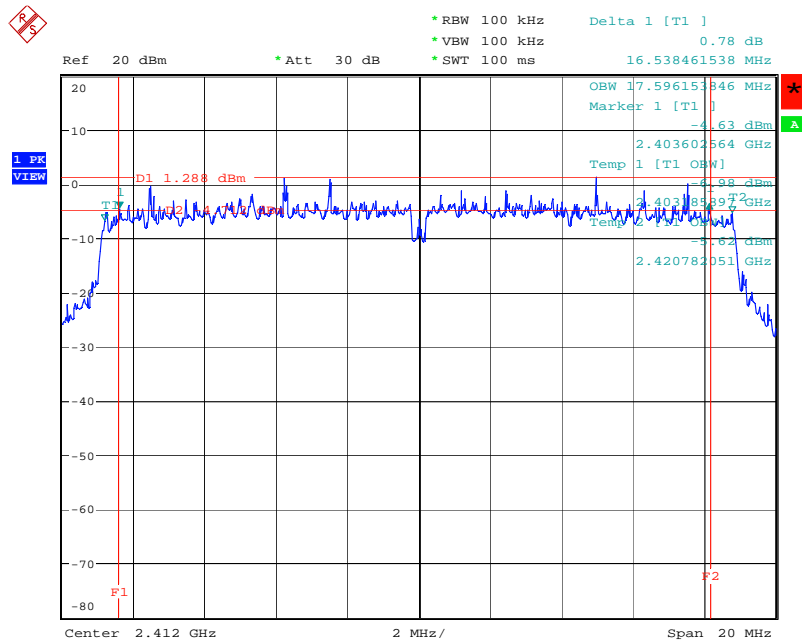
Date: 21.MAR.2008 19:31:57

### 6 dB Bandwidth Plot on Configuration Draft n MCS0 40MHz Ant. 4/ 2452 MHz



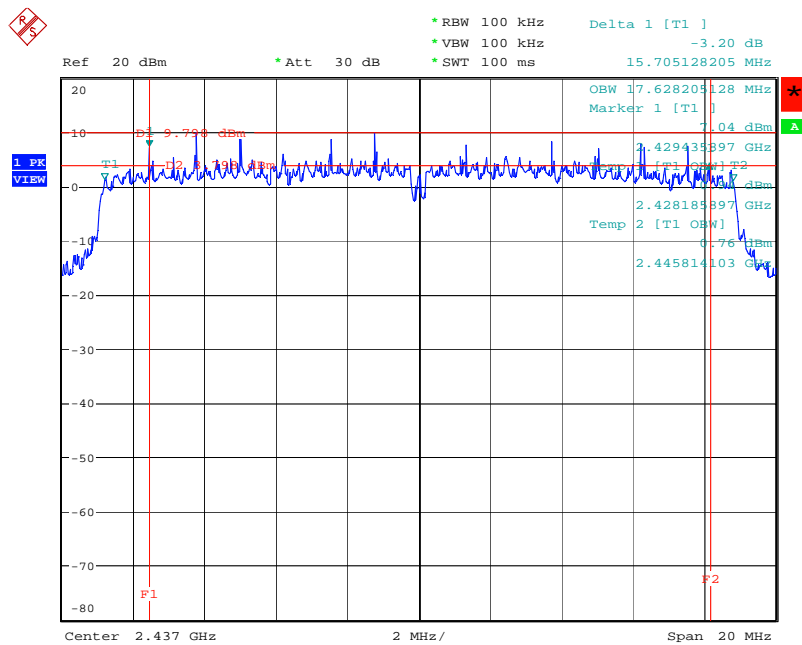
Date: 21.MAR.2008 19:30:54

### 6 dB Bandwidth Plot on Configuration Draft n MCS0 20MHz Ant. 5/ 2412 MHz



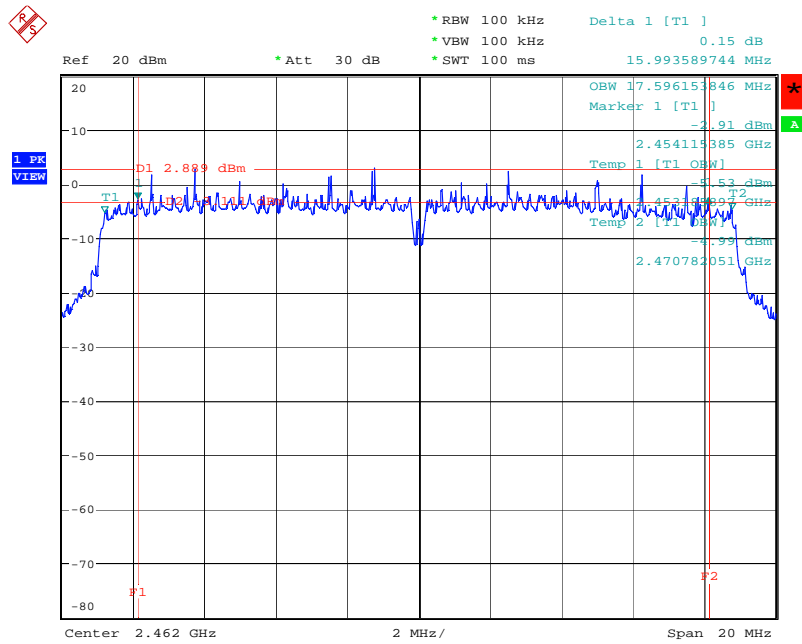
Date: 21.MAR.2008 16:19:20

### 6 dB Bandwidth Plot on Configuration Draft n MCS0 20MHz Ant. 5/ 2437 MHz



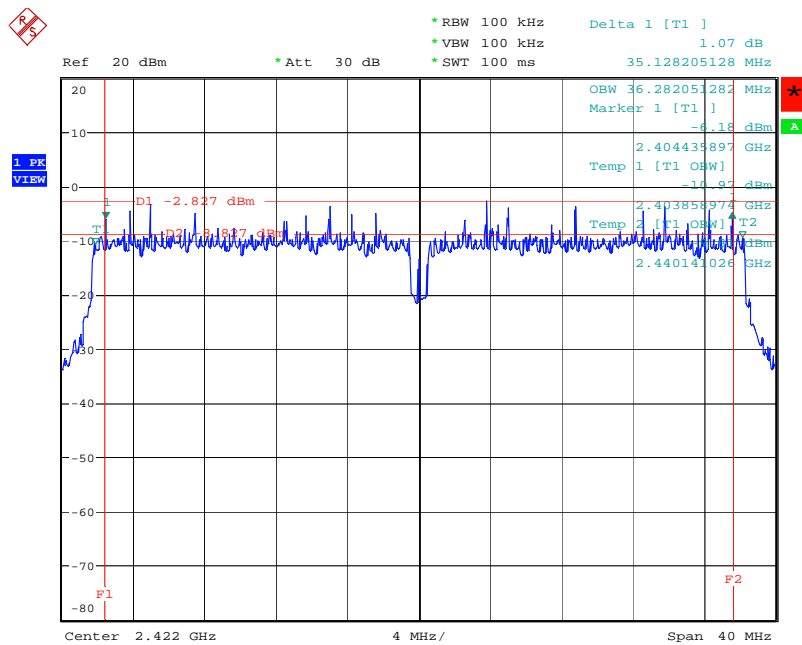
Date: 21.MAR.2008 16:20:21

### 6 dB Bandwidth Plot on Configuration Draft n MCS0 20MHz Ant. 5/ 2462 MHz



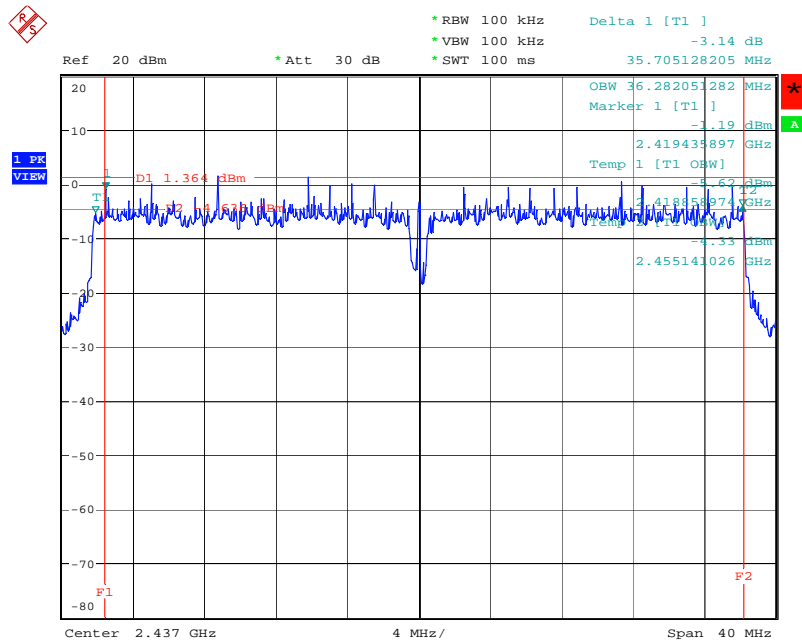
Date: 21.MAR.2008 16:21:10

### 6 dB Bandwidth Plot on Configuration Draft n MCS0 40MHz Ant. 5/ 2422 MHz



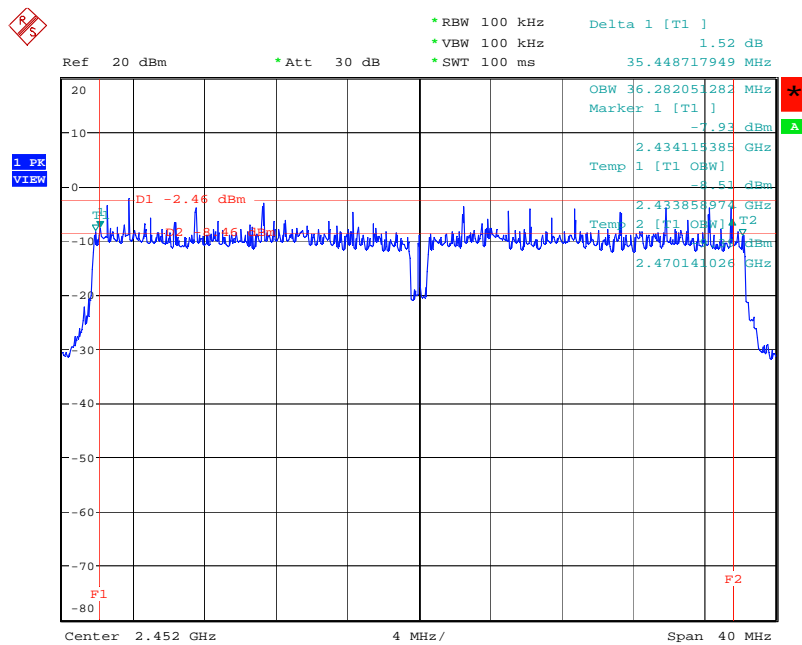
Date: 21.MAR.2008 16:23:43

6 dB Bandwidth Plot on Configuration Draft n MCS0 40MHz Ant. 5/ 2437 MHz



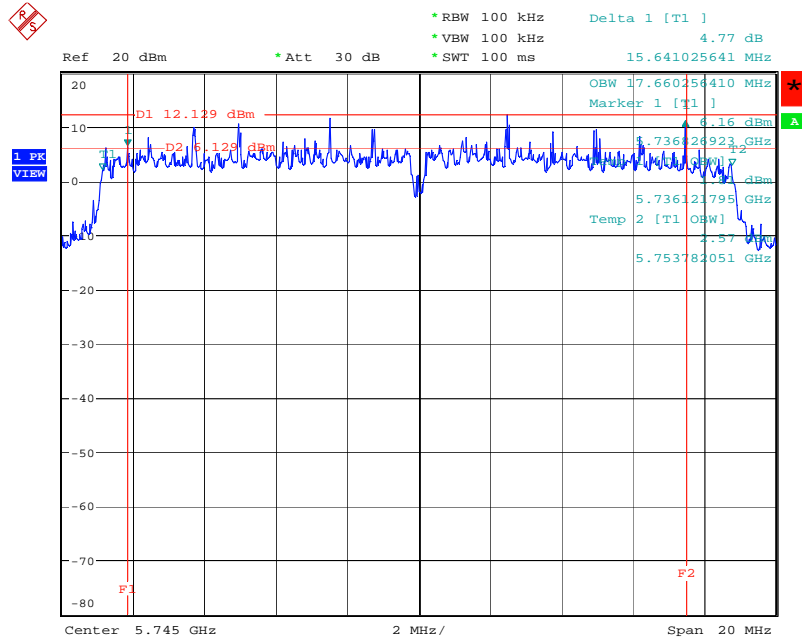
Date: 20.MAR.2008 20:58:05

6 dB Bandwidth Plot on Configuration Draft n MCS0 40MHz Ant. 5/ 2452 MHz



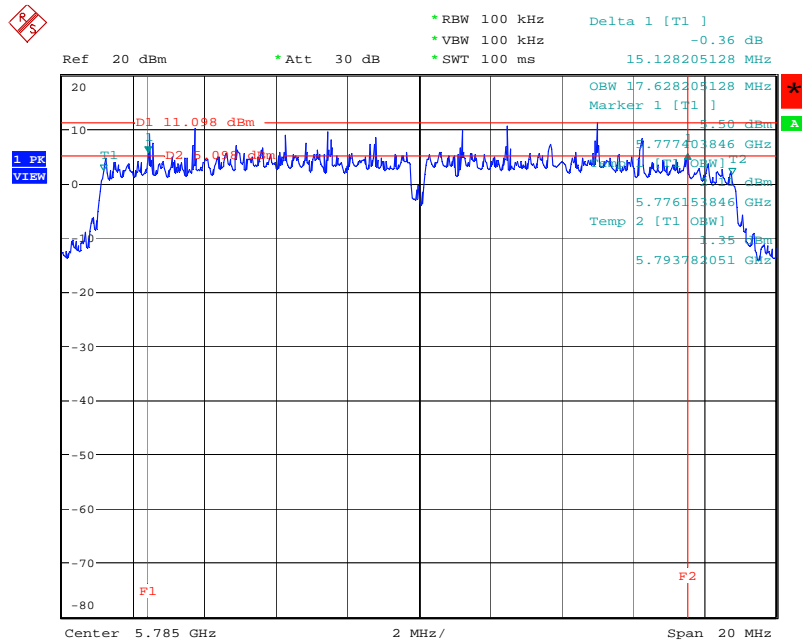
Date: 21.MAR.2008 16:22:44

6 dB Bandwidth Plot on Configuration 11a Drafft n MCS8 20MHz Ant. 5/ 5745 MHz



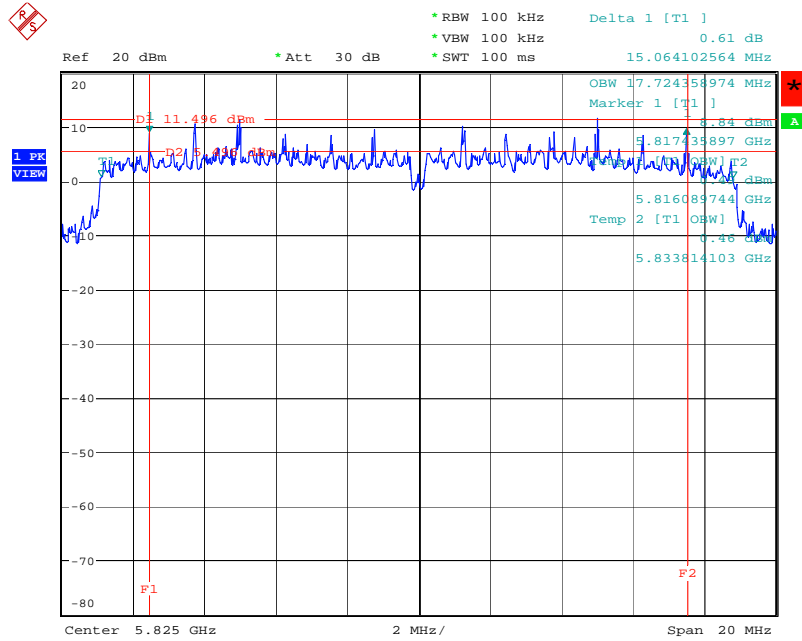
Date: 20.MAR.2008 21:36:55

6 dB Bandwidth Plot on Configuration 11a Drafft n MCS8 20MHz Ant. 5/ 5785MHz



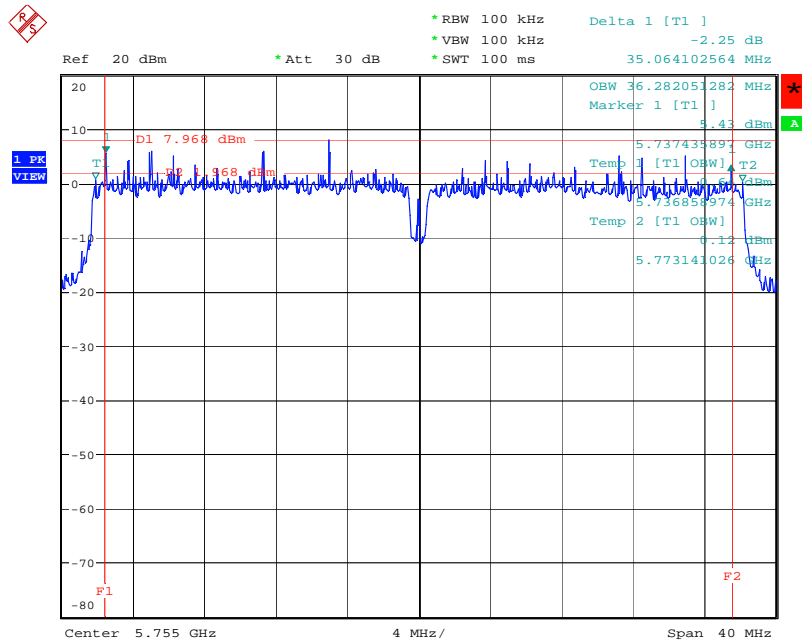
Date: 21.MAR.2008 16:10:41

6 dB Bandwidth Plot on Configuration 11a Drafft n MCS8 20MHz Ant. 5/ 5825 MHz



Date: 21.MAR.2008 16:09:40

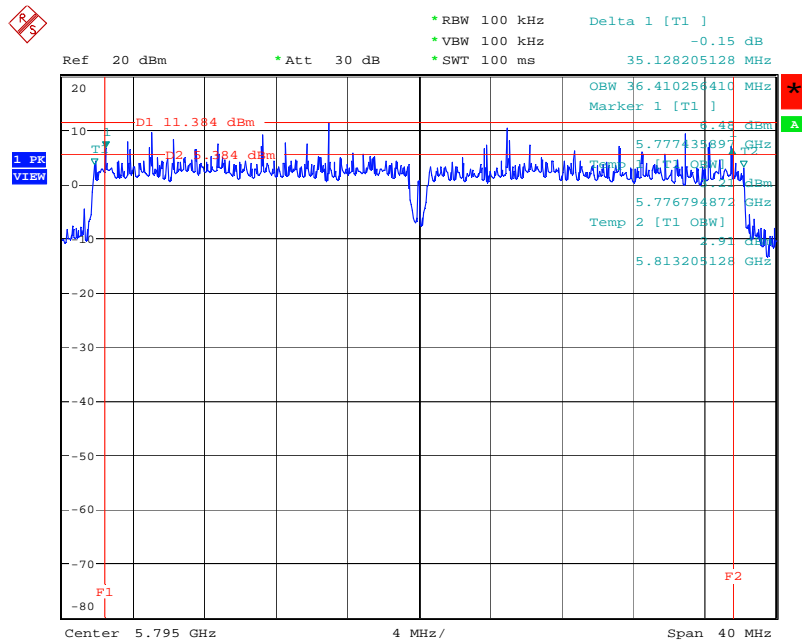
6 dB Bandwidth Plot on Configuration 11a Drafft n MCS8 40MHz Ant. 5/ 5755MHz



Date: 20.MAR.2008 20:40:21

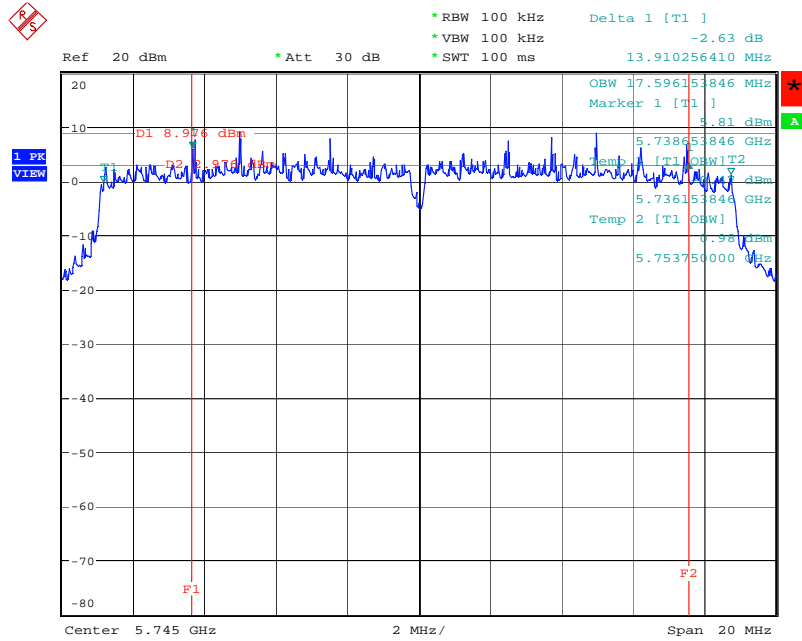


6 dB Bandwidth Plot on Configuration 11a Draft n MCS8 40MHz Ant. 5/ 5795 MHz



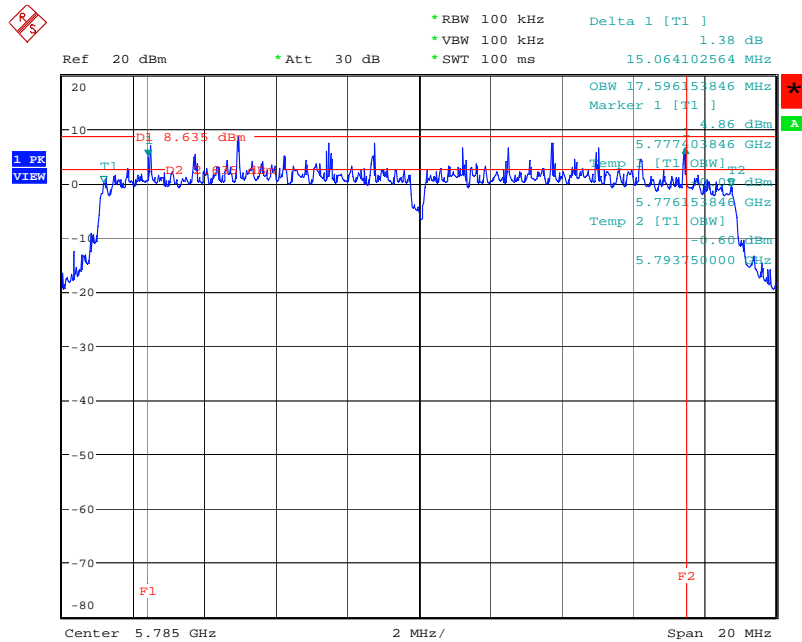
Date: 20.MAR.2008 20:34:13

6 dB Bandwidth Plot on Configuration 11a Drafft n MCS8 20MHz Ant. 6/ 5745 MHz



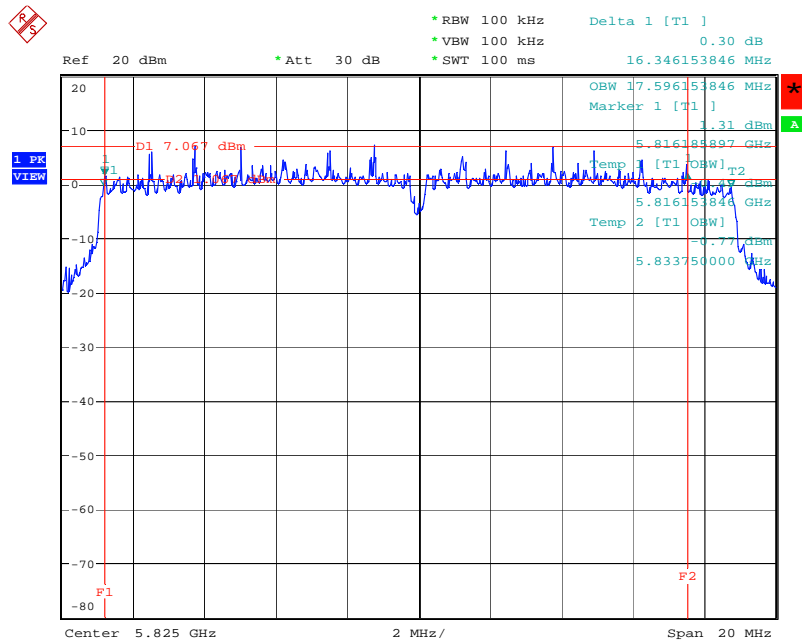
Date: 25.MAR.2008 15:31:39

6 dB Bandwidth Plot on Configuration 11a Drafft n MCS8 20MHz Ant. 6/ 5785MHz



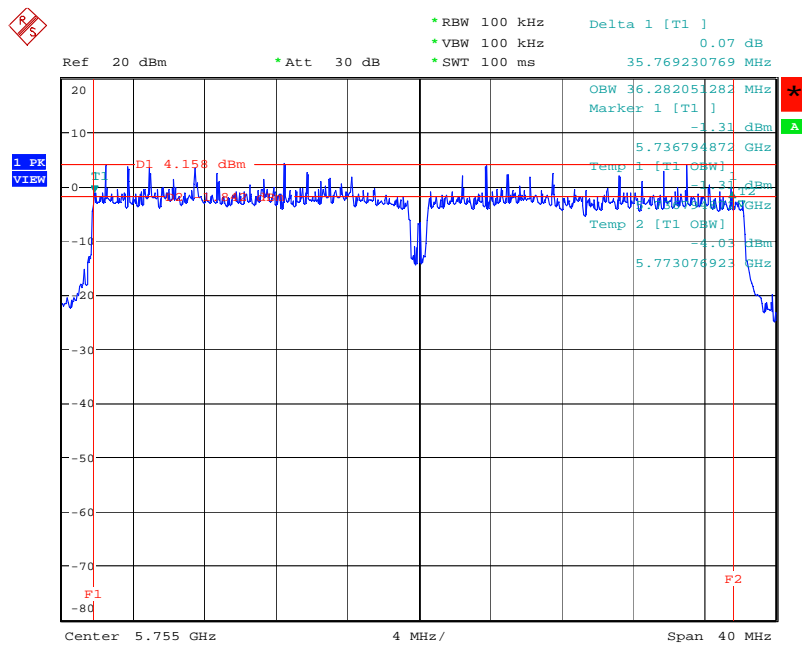
Date: 25.MAR.2008 15:28:12

### 6 dB Bandwidth Plot on Configuration 11a Drafft n MCS8 20MHz Ant. 6/ 5825 MHz



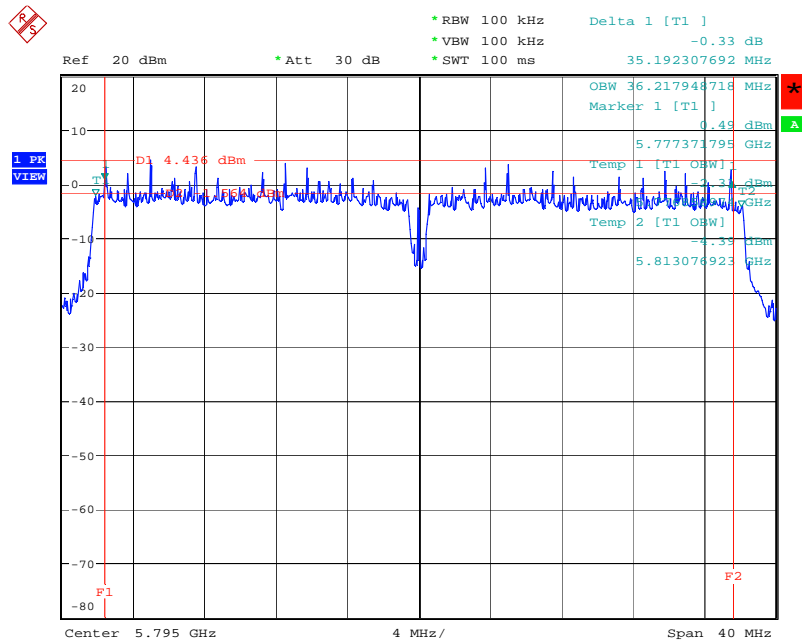
Date: 25.MAR.2008 15:30:35

### 6 dB Bandwidth Plot on Configuration 11a Drafft n MCS8 40MHz Ant. 6/ 5755MHz



Date: 25.MAR.2008 15:25:39

6 dB Bandwidth Plot on Configuration 11a Draft n MCS8 40MHz Ant. 6/ 5795 MHz



Date: 25.MAR.2008 15:23:47