

Appendix A. Test Photos


1. Photographs of Conducted Emissions Test Configuration

Mode 1 (Iron case)


FRONT VIEW



REAR VIEW



SIDE VIEW




Mode 2 (Plastic case)


FRONT VIEW



REAR VIEW



SIDE VIEW



2. Photographs of Radiated Emissions Test Configuration

Test Configuration: 9kHz ~30MHz

FRONT VIEW




REAR VIEW



Test Configuration: 30MHz~1GHz / Power from POE

<Mode 3>

FRONT VIEW




REAR VIEW



Test Configuration: 30MHz~1GHz / Power from POE

<Mode 6>

FRONT VIEW



REAR VIEW



Test Configuration: Above 1GHz

<Mode 3>

FRONT VIEW



REAR VIEW




<Mode 6>

FRONT VIEW



REAR VIEW



<Mode 9>

FRONT VIEW




REAR VIEW



<Mode 12>

FRONT VIEW



REAR VIEW



<Mode 15>

FRONT VIEW



REAR VIEW

