

## Appendix A. Test Photos


## 1. Photographs of Conducted Emissions Test Configuration

Mode 1 (Iron case)


FRONT VIEW



REAR VIEW



**SIDE VIEW**




Mode 2 (Plastic case)


FRONT VIEW



REAR VIEW



SIDE VIEW



## 2. Photographs of Radiated Emissions Test Configuration

Test Configuration: 9kHz ~30MHz

FRONT VIEW




REAR VIEW



Test Configuration: 30MHz~1GHz / Power from POE

<Mode 3>

FRONT VIEW




REAR VIEW



Test Configuration: 30MHz~1GHz / Power from POE

<Mode 6>

FRONT VIEW



REAR VIEW





Test Configuration: Above 1GHz

<Mode 1~2>

FRONT VIEW



REAR VIEW



<Mode 4, 5>

FRONT VIEW




REAR VIEW



<Mode 7, 8>

FRONT VIEW




REAR VIEW



<Mode 10, 11>

FRONT VIEW



REAR VIEW



<Mode 13, 14>

FRONT VIEW



REAR VIEW

