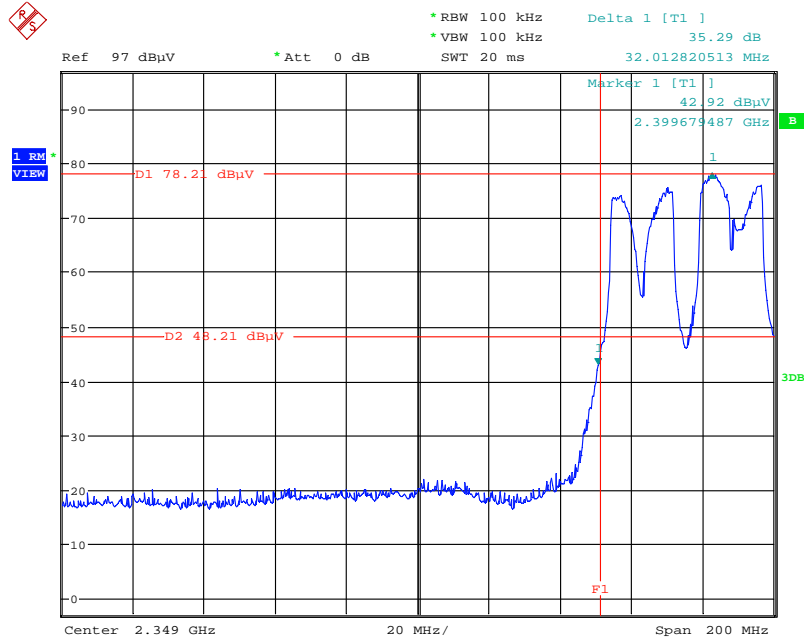
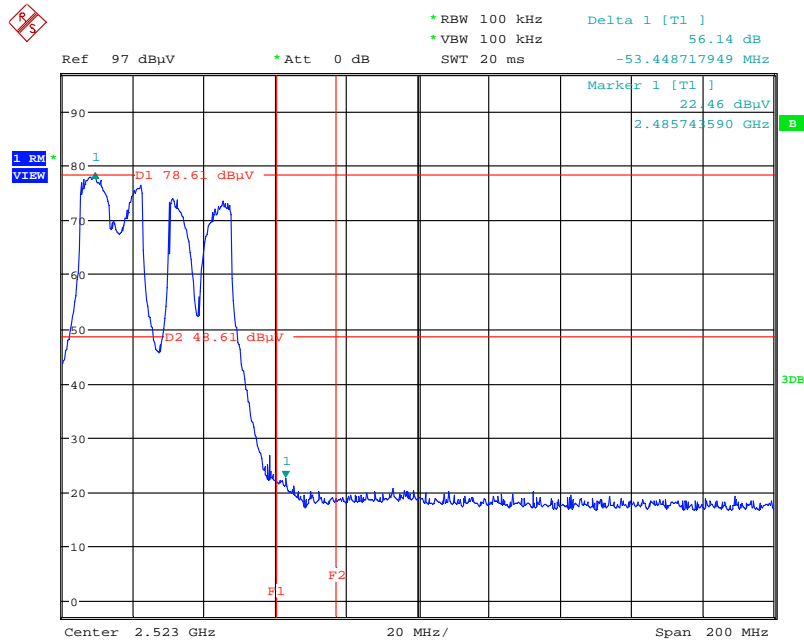


**Low Band Edge Plot on Configuration IEEE 802.11n MCS0 20MHz / Chain 1 + Chain 2 / 2412 MHz / Mode 5 (2TX, 2RX)**



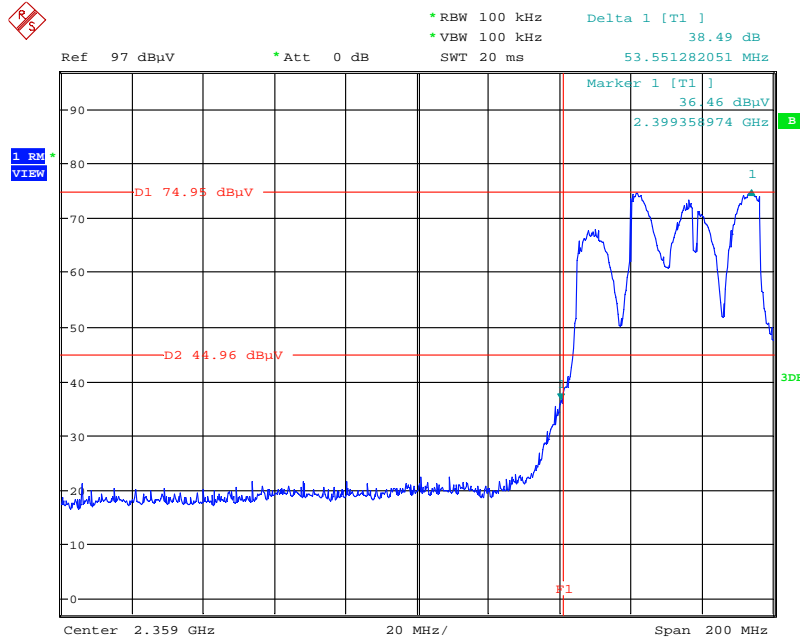
Date: 4.FEB.2012 03:04:13

**High Band Edge Plot on Configuration IEEE 802.11n MCS0 20MHz / Chain 1 + Chain 2 / 2462 MHz / Mode 5 (2TX, 2RX)**



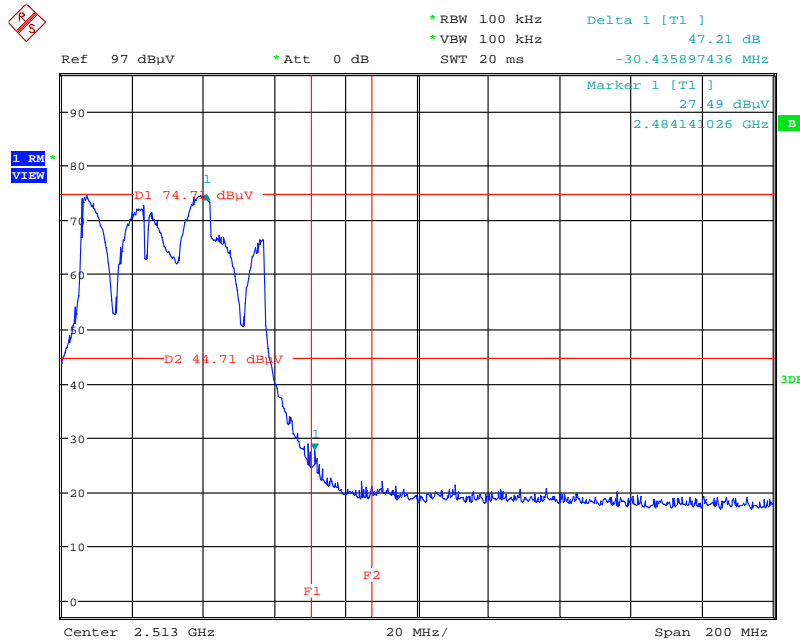
Date: 4.FEB.2012 03:03:00

**Low Band Edge Plot on Configuration IEEE 802.11n MCS0 40MHz / Chain 1 / 2422 MHz / Mode 5 (2TX, 2RX)**



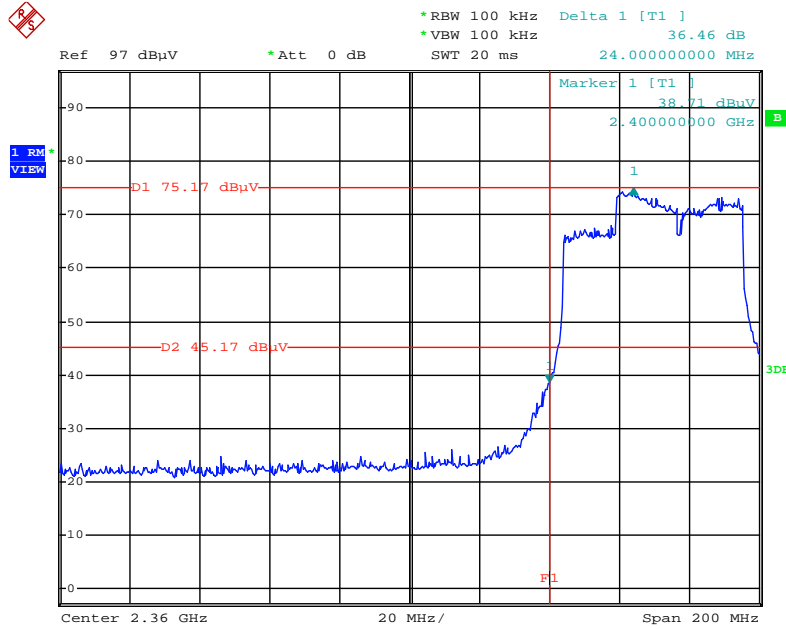
Date: 4.FEB.2012 02:43:26

**High Band Edge Plot on Configuration IEEE 802.11n MCS0 40MHz / Chain 1 / 2452 MHz / Mode 5 (2TX, 2RX)**



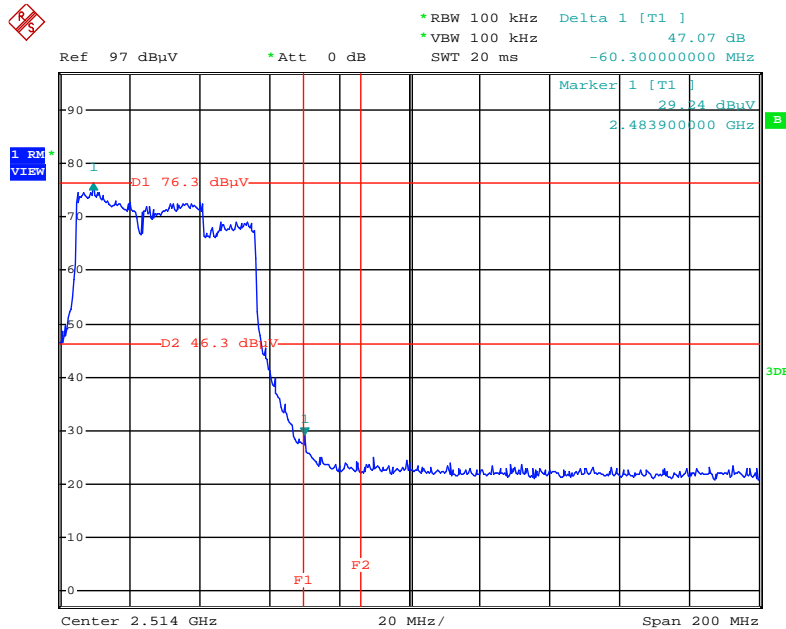
Date: 4.FEB.2012 02:49:34

**Low Band Edge Plot on Configuration IEEE 802.11n MCS8 20MHz / Chain 1 + Chain 2 / 2412 MHz / Mode 5 (2TX, 2RX)**



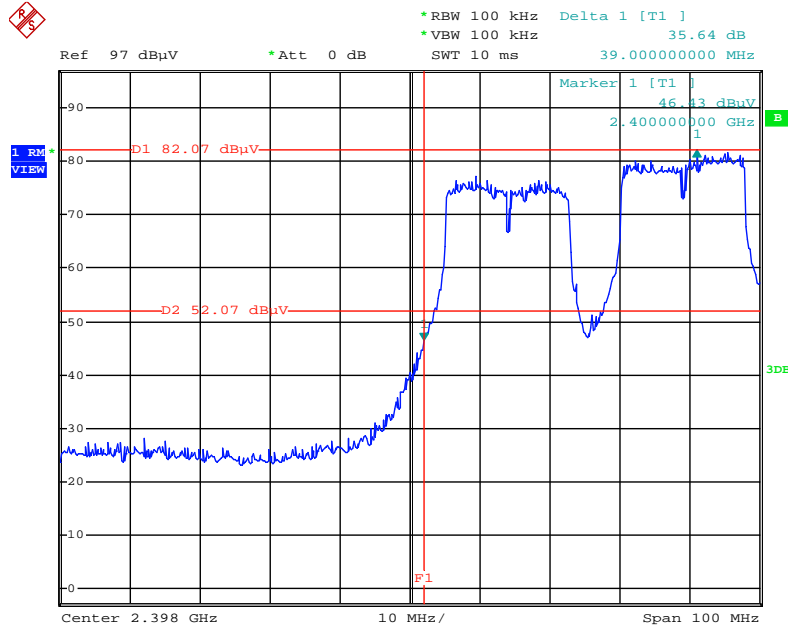
Date: 27.DEC.2011 19:56:49

**High Band Edge Plot on Configuration IEEE 802.11n MCS8 20MHz / Chain 1 + Chain 2 / 2462 MHz / Mode 5 (2TX, 2RX)**



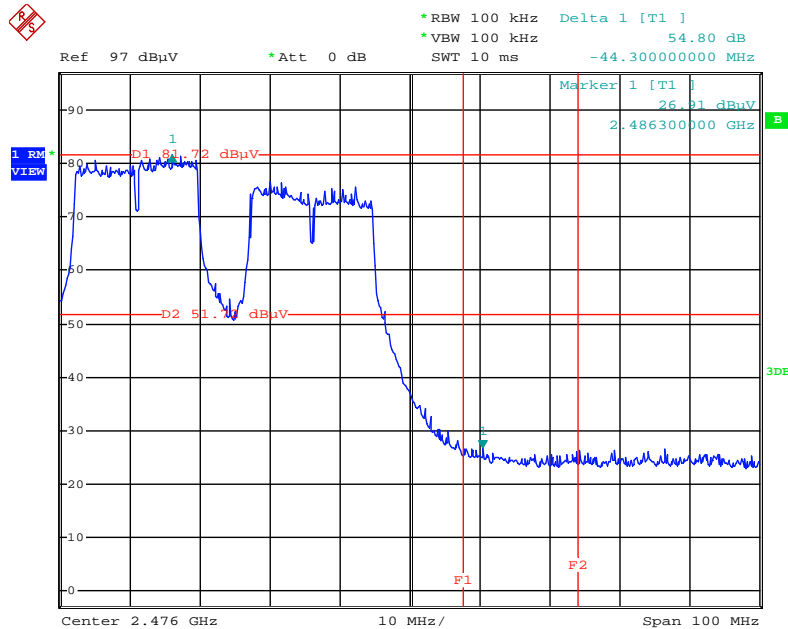
Date: 27.DEC.2011 19:58:54

**Low Band Edge Plot on Configuration IEEE 802.11n MCS8 40MHz / Chain 1 + Chain 2 / 2422 MHz / Mode 5 (2TX, 2RX)**



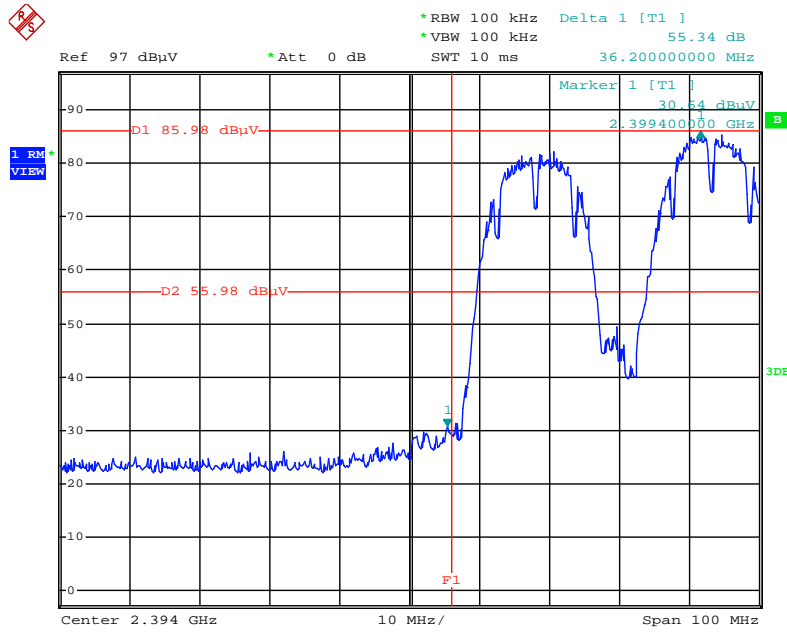
Date: 27.DEC.2011 19:49:35

**High Band Edge Plot on Configuration IEEE 802.11n MCS8 40MHz / Chain 1 + Chain 2 / 2452 MHz / Mode 5 (2TX, 2RX)**



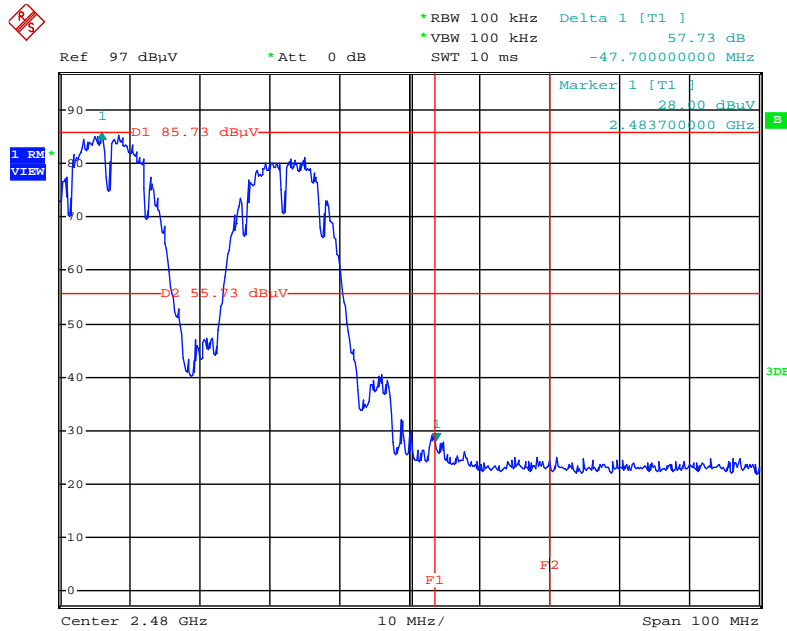
Date: 27.DEC.2011 19:47:38

Low Band Edge Plot on Configuration IEEE 802.11b / Chain 1 / 2412 MHz / Mode 5 (1TX, 2RX)



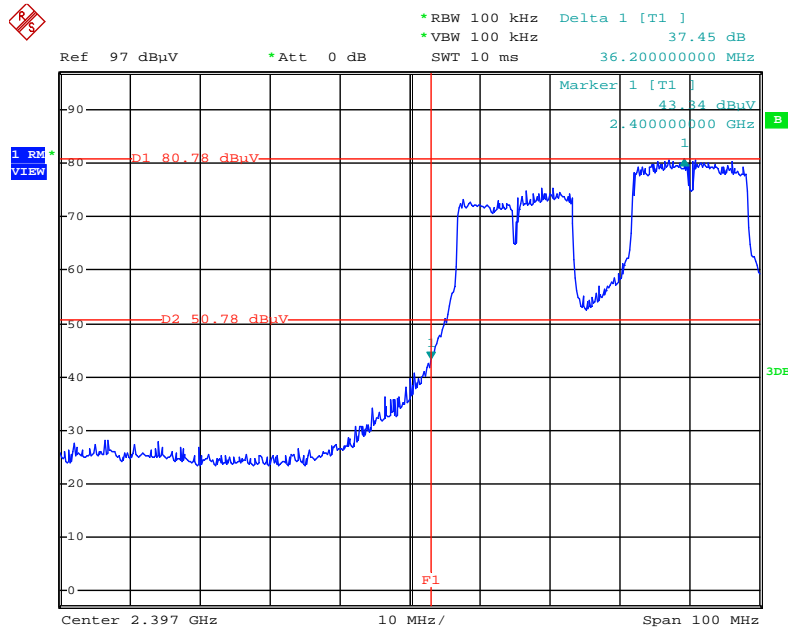
Date: 27.DEC.2011 19:14:02

High Band Edge Plot on Configuration IEEE 802.11b / Chain 1 / 2462 MHz / Mode 5 (1TX, 2RX)



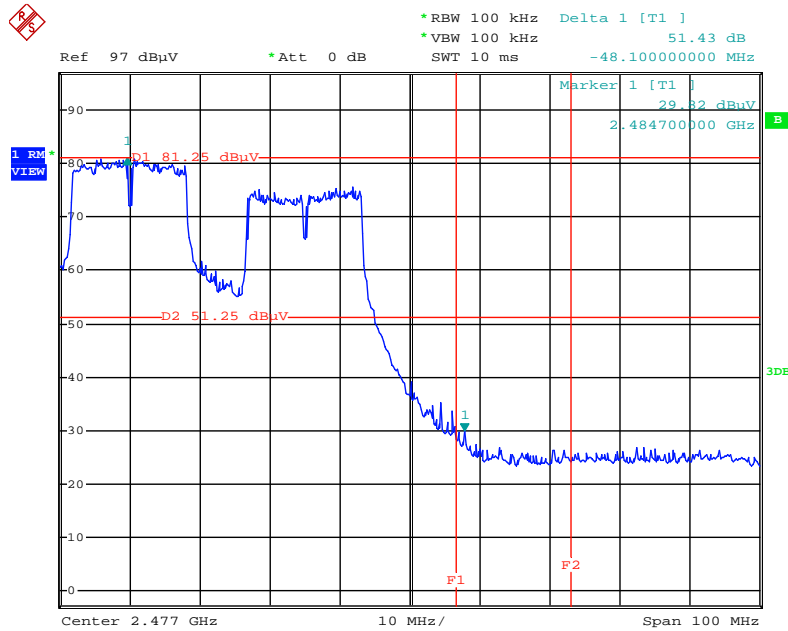
Date: 27.DEC.2011 19:15:46

Low Band Edge Plot on Configuration IEEE 802.11g / Chain 1 / 2412 MHz / Mode 5 (1TX, 2RX)



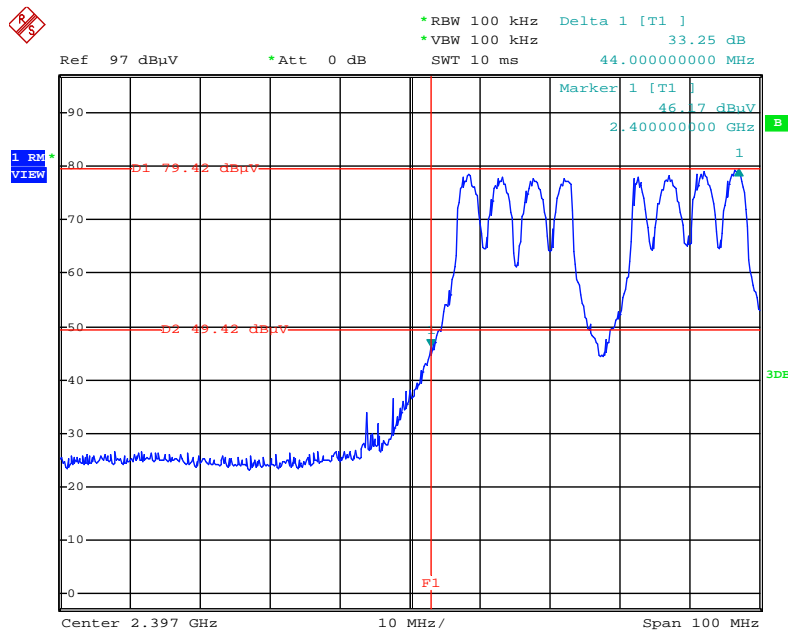
Date: 27.DEC.2011 19:11:04

High Band Edge Plot on Configuration IEEE 802.11g / Chain 1 / 2462 MHz / Mode 5 (1TX, 2RX)



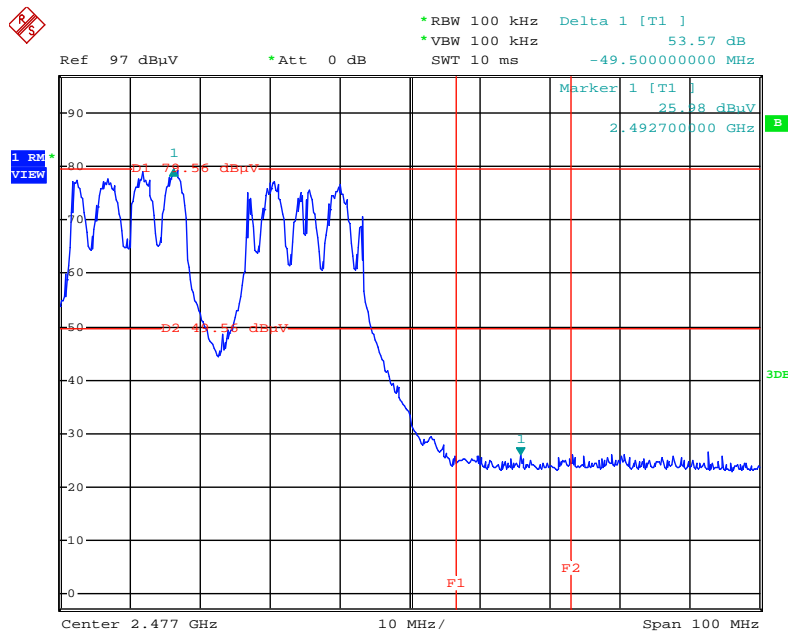
Date: 27.DEC.2011 19:09:24

Low Band Edge Plot on Configuration IEEE 802.11g / Chain 1 + Chain 2 / 2412 MHz / Mode 5 (2TX, 2RX)



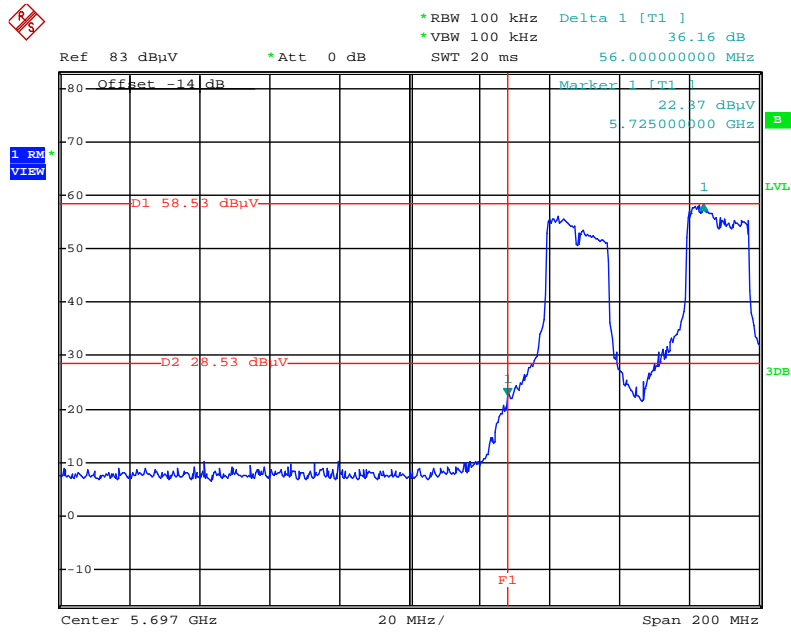
Date: 27.DEC.2011 19:37:28

High Band Edge Plot on Configuration IEEE 802.11g / Chain 1 + Chain 2 / 2462 MHz / Mode 5 (2TX, 2RX)



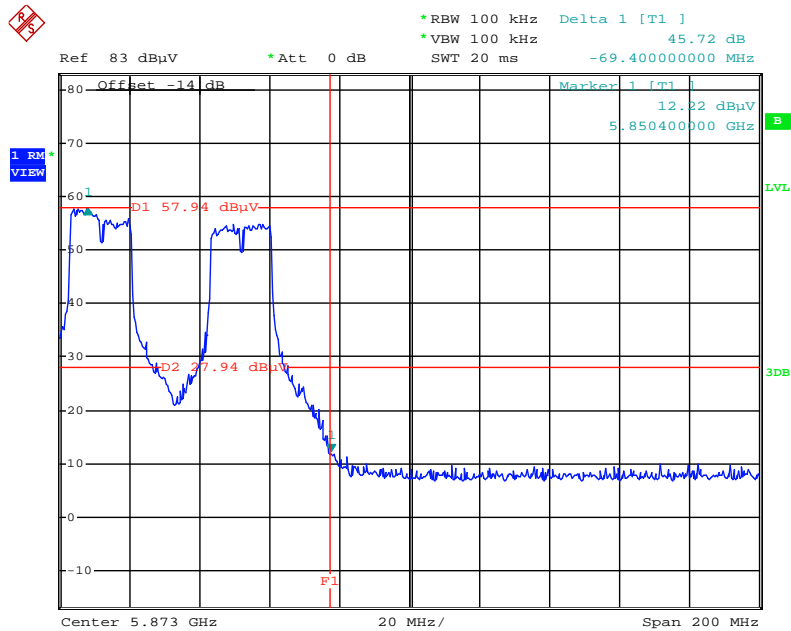
Date: 27.DEC.2011 19:40:19

Low Band Edge Plot on Configuration IEEE 802.11n MCS0 20MHz / Chain 1 / 5745 MHz/ Mode 6 (1TX, 2RX)



Date: 27.DEC.2011 17:28:16

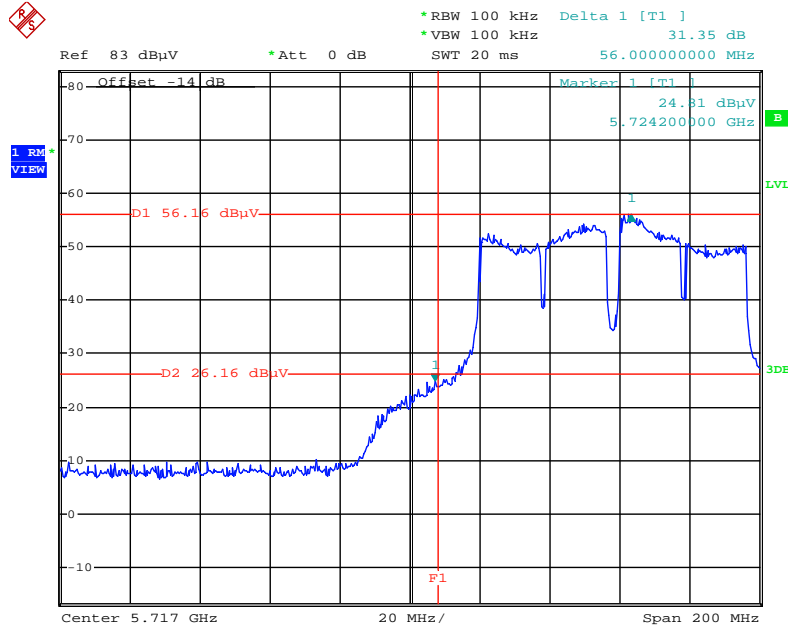
High Band Edge Plot on Configuration IEEE 802.11n MCS0 20MHz / Chain 1 / 5825 MHz / Mode 6 (1TX, 2RX)



Date: 27.DEC.2011 17:31:04

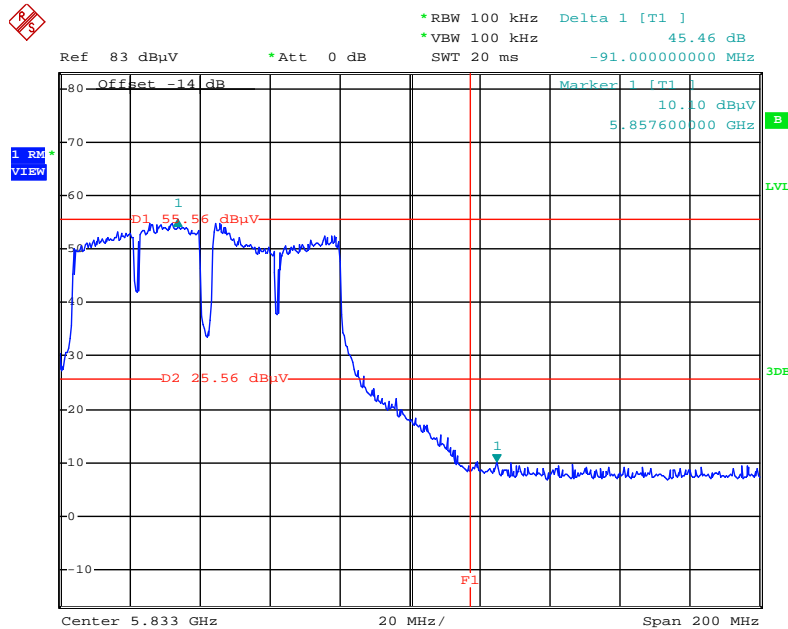


**Low Band Edge Plot on Configuration IEEE 802.11n MCS0 40MHz / Chain 1 / 5755 MHz / Mode 6 (1TX, 2RX)**



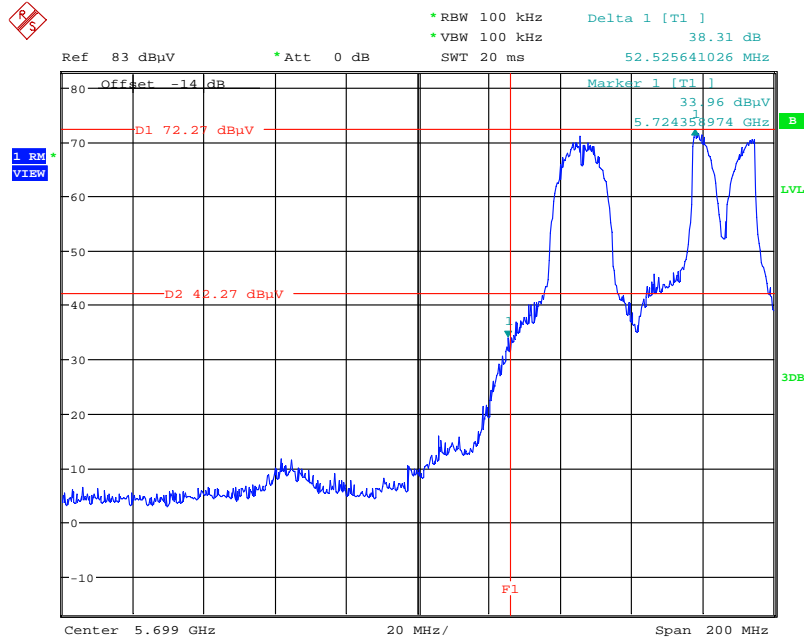
Date: 27.DEC.2011 17:42:10

**High Band Edge Plot on Configuration IEEE 802.11n MCS0 40MHz / Chain 1 / 5795 MHz / Mode 6 (1TX, 2RX)**



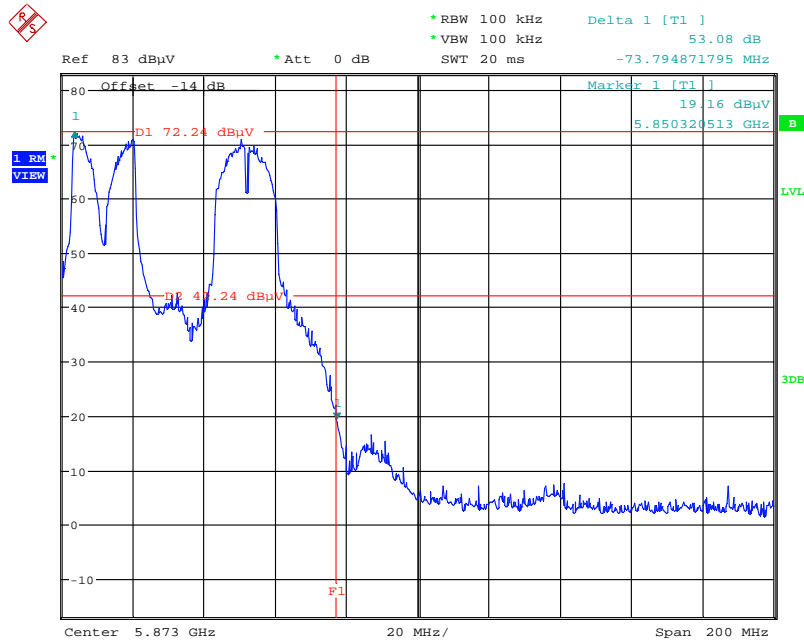
Date: 27.DEC.2011 17:38:22

**Low Band Edge Plot on Configuration IEEE 802.11n MCS0 20MHz / Chain 1 + Chain 2 / 5745 MHz/ Mode 6 (2TX, 2RX)**



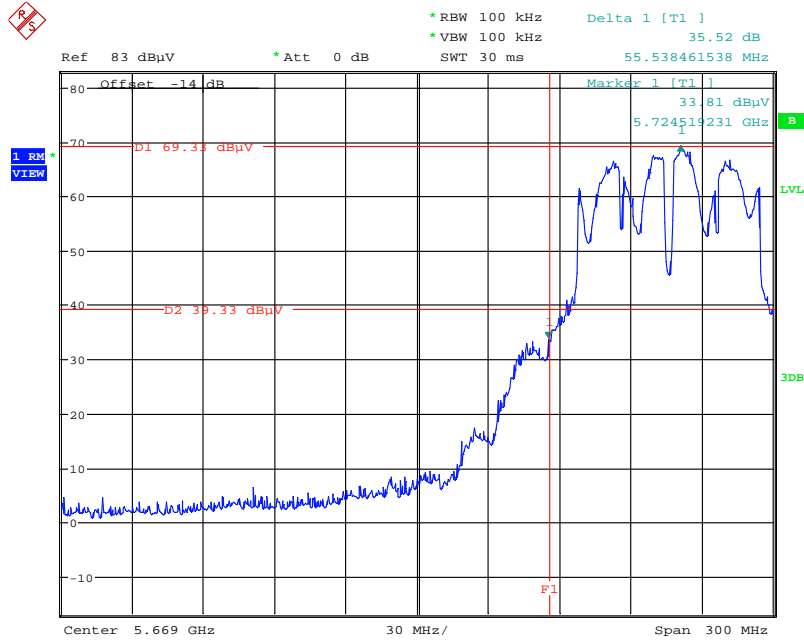
Date: 4.FEB.2012 00:17:33

**High Band Edge Plot on Configuration IEEE 802.11n MCS0 20MHz / Chain 1 + Chain 2 / 5825 MHz/ Mode 6 (2TX, 2RX)**



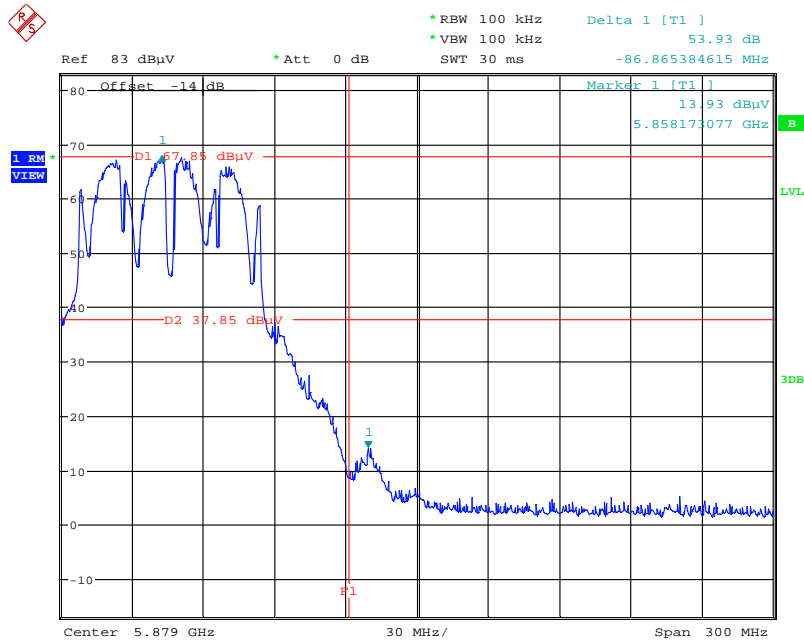
Date: 4.FEB.2012 00:16:16

**Low Band Edge Plot on Configuration IEEE 802.11n MCS0 40MHz / Chain 1 + Chain 2 / 5755 MHz / Mode 6 (2TX, 2RX)**



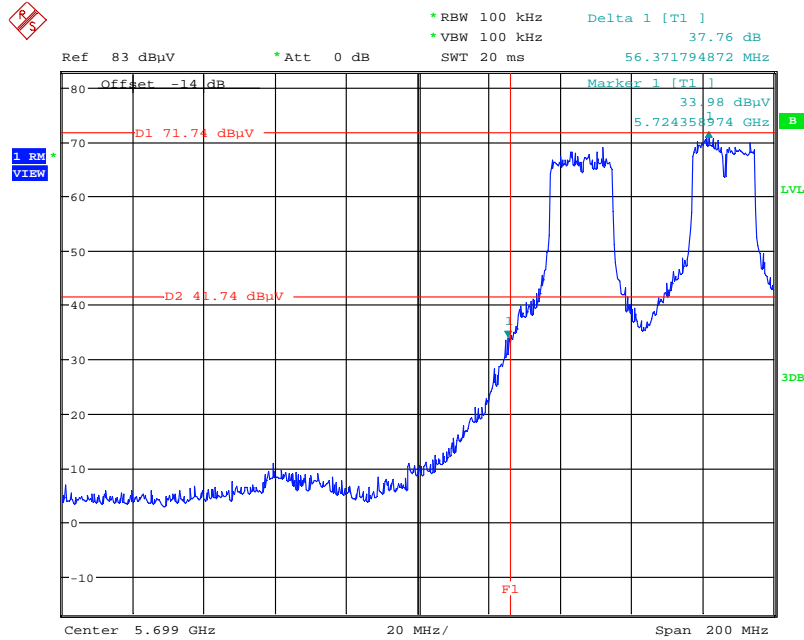
Date: 4.FEB.2012 00:25:50

**High Band Edge Plot on Configuration IEEE 802.11n MCS0 40MHz / Chain 1 + Chain 2 / 5795 MHz / Mode 6 (2TX, 2RX)**



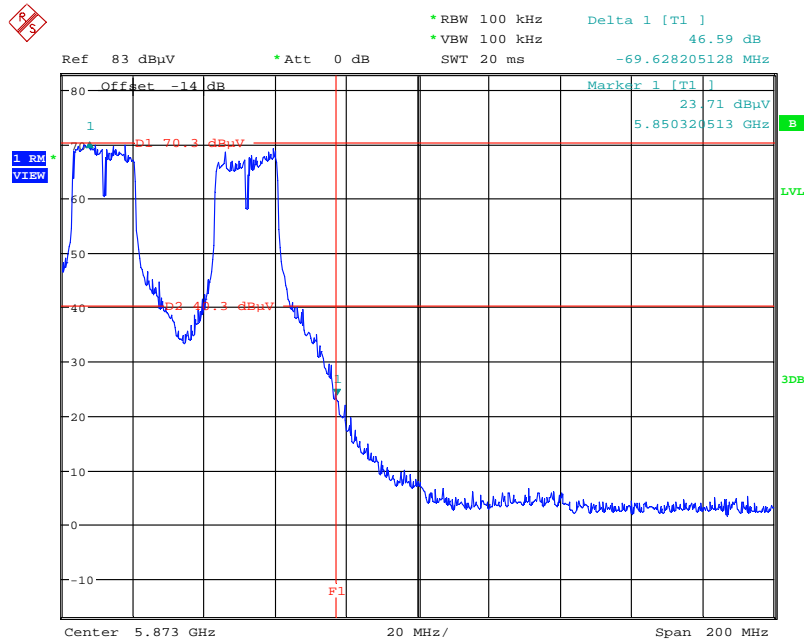
Date: 4.FEB.2012 00:30:11

**Low Band Edge Plot on Configuration IEEE 802.11n MCS8 20MHz / Chain 1 + Chain 2 / 5745 MHz/ Mode 6 (2TX, 2RX)**



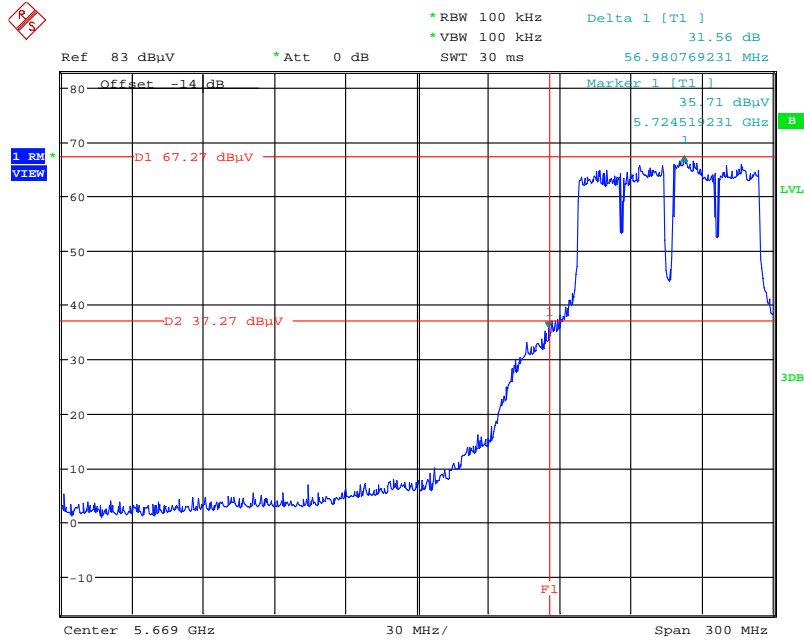
Date: 4.FEB.2012 00:19:03

**High Band Edge Plot on Configuration IEEE 802.11n MCS8 20MHz / Chain 1 + Chain 2 / 5825 MHz/ Mode 6 (2TX, 2RX)**



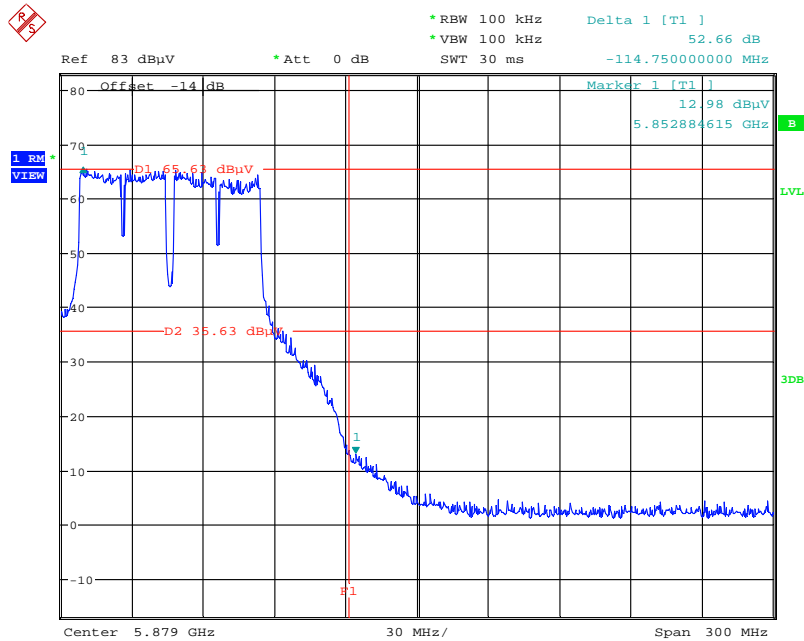
Date: 4.FEB.2012 00:20:17

**Low Band Edge Plot on Configuration IEEE 802.11n MCS8 40MHz / Chain 1 + Chain 2 / 5755 MHz / Mode 6 (2TX, 2RX)**



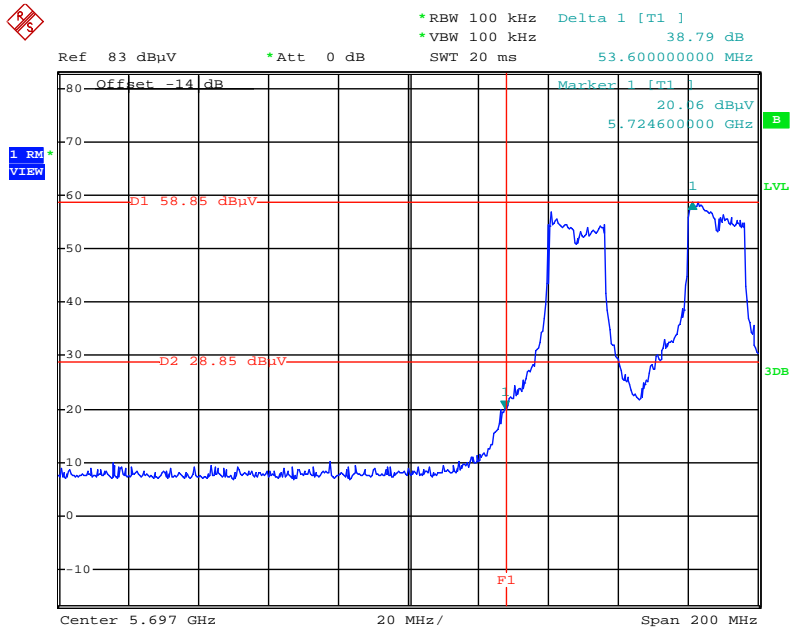
Date: 4.FEB.2012 00:24:44

**High Band Edge Plot on Configuration IEEE 802.11n MCS8 40MHz / Chain 1+Chain 2 / 5795 MHz / Mode 6 (2TX, 2RX)**



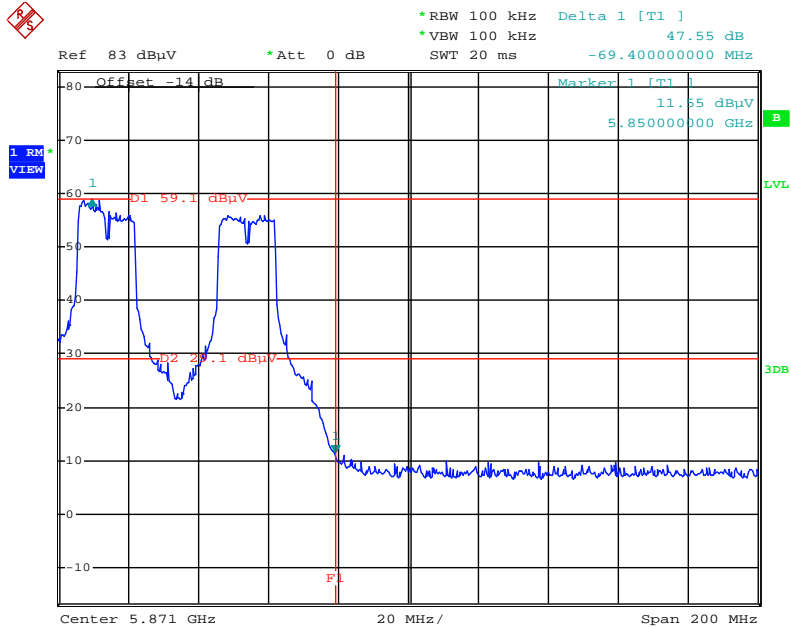
Date: 4.FEB.2012 00:31:44

Low Band Edge Plot on Configuration IEEE 802.11a / Chain 1 / 5745 MHz / Mode 6 (1TX, 2RX)



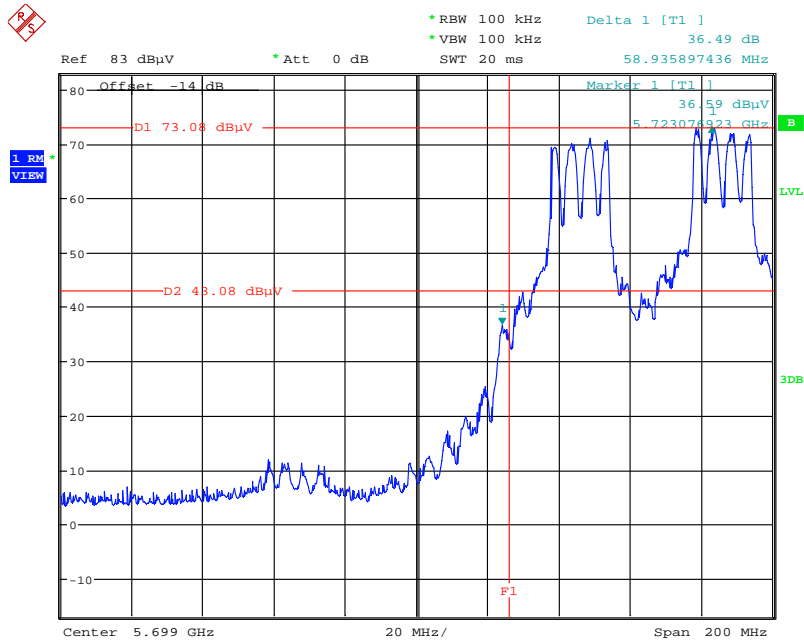
Date: 27.DEC.2011 17:23:07

High Band Edge Plot on Configuration IEEE 802.11a / Chain 1 / 5825 MHz / Mode 6 (1TX, 2RX)



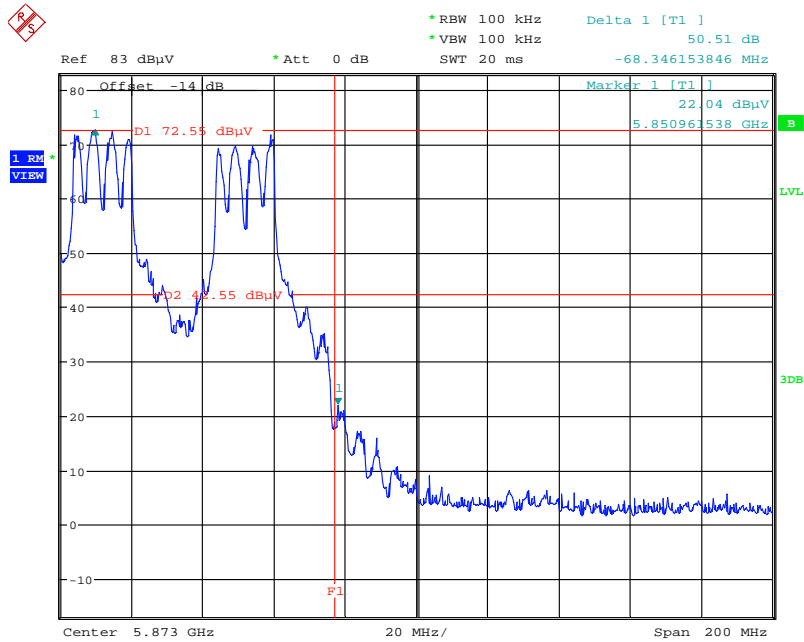
Date: 27.DEC.2011 17:20:16

**Low Band Edge Plot on Configuration IEEE 802.11a / Chain 1 + Chain 2/ 5745 MHz / Mode 6 (2TX, 2RX)**



Date: 4.FEB.2012 00:14:02

**High Band Edge Plot on Configuration IEEE 802.11a / Chain 1 + Chain 2/ 5825 MHz / Mode 6 (2TX, 2RX)**



Date: 4.FEB.2012 00:15:00

<b>Temperature</b>	24.5°C	<b>Humidity</b>	56%
<b>Test Engineer</b>	Wen Chao	<b>Configurations</b>	IEEE 802.11n MCS0 20MHz Ch 1, 6, 11 / Chain 2 ( 1TX, 2RX)
<b>Test date</b>	Feb. 07, 2012	<b>Test Mode</b>	Mode 7

**Channel 1**

	Freq	Level	Limit Line	Over Limit	Read Level	CableAntenna Loss	Antenna Factor	Preamp Factor	Remark	A/Pos	T/Pos	Pol/Phase
	MHz	dBuV/m	dBuV/m	dB	dBuV	dB	dB/m	dB		cm	deg	
1	2388.88	72.61	74.00	-1.39	42.23	2.21	28.17	0.00	Peak	156	44	HORIZONTAL
2	2390.00	50.76	54.00	-3.24	20.37	2.22	28.17	0.00	Average	156	44	HORIZONTAL
3	2408.15	111.84	74.00			2.22	28.21	0.00	Peak	156	44	HORIZONTAL
4	2417.61	101.21	54.00			2.23	28.25	0.00	Average	156	44	HORIZONTAL

Item 3, 4 are the fundamental frequency at 2412 MHz.

**Channel 6**

	Freq	Level	Limit Line	Over Limit	Read Level	CableAntenna Loss	Antenna Factor	Preamp Factor	Remark	A/Pos	T/Pos	Pol/Phase
	MHz	dBuV/m	dBuV/m	dB	dBuV	dB	dB/m	dB		cm	deg	
1	2387.76	66.09	74.00	-7.91	35.71	2.21	28.17	0.00	Peak	125	81	HORIZONTAL
2	2390.00	48.74	54.00	-5.26	18.35	2.22	28.17	0.00	Average	125	81	HORIZONTAL
3	2431.07	105.05	54.00			2.23	28.25	0.00	Average	125	81	HORIZONTAL
4	2431.55	114.97	74.00			2.23	28.25	0.00	Peak	125	81	HORIZONTAL
5	2483.50	47.57	54.00	-6.43	16.93	2.26	28.38	0.00	Average	125	81	HORIZONTAL
6	2485.90	64.54	74.00	-9.46	33.86	2.26	28.42	0.00	Peak	125	81	HORIZONTAL

Item 3, 4 are the fundamental frequency at 2437MHz.

**Channel 11**

	Freq	Level	Limit Line	Over Limit	Read Level	CableAntenna Loss	Antenna Factor	Preamp Factor	Remark	A/Pos	T/Pos	Pol/Phase
	MHz	dBuV/m	dBuV/m	dB	dBuV	dB	dB/m	dB		cm	deg	
1	2457.83	101.96	54.00			2.24	28.33	0.00	Average	182	46	HORIZONTAL
2	2459.28	112.80	74.00			2.24	28.33	0.00	Peak	182	46	HORIZONTAL
3	2483.50	52.92	54.00	-1.08	22.28	2.26	28.38	0.00	Average	182	46	HORIZONTAL
4	2484.14	72.77	74.00	-1.23	42.13	2.26	28.38	0.00	Peak	182	46	HORIZONTAL

Item 1, 2 are the fundamental frequency at 2462 MHz.



<b>Temperature</b>	24.5°C	<b>Humidity</b>	56%
<b>Test Engineer</b>	Wen Chao	<b>Configurations</b>	IEEE 802.11n MCS0 40MHz Ch 3, 6, 9 / Chain 2 ( 1TX, 2RX)
<b>Test date</b>	Feb. 07, 2012	<b>Test Mode</b>	Mode 7

**Channel 3**

	Freq	Level	Limit Line	Over Limit	Read Level	CableAntenna Loss	Antenna Factor	Preamp Factor	Remark	A/Pos	T/Pos	Pol/Phase
	MHz	dBuV/m	dBuV/m	dB	dBuV	dB	dB/m	dB		cm	deg	
1	2387.44	71.73	74.00	-2.27	41.35	2.21	28.17	0.00	Peak	189	46	HORIZONTAL
2	2390.00	52.19	54.00	-1.81	21.80	2.22	28.17	0.00	Average	189	46	HORIZONTAL
3	2408.54	108.73	74.00			2.22	28.21	0.00	Peak	189	46	HORIZONTAL
4	2409.18	98.59	54.00			2.22	28.21	0.00	Average	189	46	HORIZONTAL

Item 3, 4 are the fundamental frequency at 2422 MHz.

**Channel 6**

	Freq	Level	Limit Line	Over Limit	Read Level	CableAntenna Loss	Antenna Factor	Preamp Factor	Remark	A/Pos	T/Pos	Pol/Phase
	MHz	dBuV/m	dBuV/m	dB	dBuV	dB	dB/m	dB		cm	deg	
1	2390.00	52.11	54.00	-1.89	21.72	2.22	28.17	0.00	Average	194	46	HORIZONTAL
2	2390.00	69.22	74.00	-4.78	38.83	2.22	28.17	0.00	Peak	194	46	HORIZONTAL
3	2424.18	100.24	54.00			2.23	28.25	0.00	Average	194	46	HORIZONTAL
4	2424.82	110.76	74.00			2.23	28.25	0.00	Peak	194	46	HORIZONTAL
5	2483.50	50.72	54.00	-3.28	20.08	2.26	28.38	0.00	Average	194	46	HORIZONTAL
6	2484.46	68.17	74.00	-5.83	37.53	2.26	28.38	0.00	Peak	194	46	HORIZONTAL

Item 3, 4 are the fundamental frequency at 2437MHz.

**Channel 9**

	Freq	Level	Limit Line	Over Limit	Read Level	CableAntenna Loss	Antenna Factor	Preamp Factor	Remark	A/Pos	T/Pos	Pol/Phase
	MHz	dBuV/m	dBuV/m	dB	dBuV	dB	dB/m	dB		cm	deg	
1	2446.23	96.57	54.00			2.24	28.29	0.00	Average	151	44	HORIZONTAL
2	2464.18	107.00	74.00			2.24	28.33	0.00	Peak	151	44	HORIZONTAL
3	2483.50	52.96	54.00	-1.04	22.32	2.26	28.38	0.00	Average	151	44	HORIZONTAL
4	2483.82	69.39	74.00	-4.61	38.75	2.26	28.38	0.00	Peak	151	44	HORIZONTAL

Item 1, 2 are the fundamental frequency at 2452 MHz.

Note:

Emission level (dBuV/m) = 20 log Emission level (uV/m).

Corrected Reading: Antenna Factor + Cable Loss + Read Level - Preamp Factor = Level.

<b>Temperature</b>	24.5°C	<b>Humidity</b>	56%
<b>Test Engineer</b>	Wen Chao	<b>Configurations</b>	IEEE 802.11n MCS0 20MHz Ch 1, 6, 11 / Chain 1 + Chain 2 ( 2TX, 2RX)
<b>Test date</b>	Feb. 07, 2012	<b>Test Mode</b>	Mode 7

**Channel 1**

	Freq	Level	Limit Line	Over Limit	Read Level	Cable Loss	Antenna Factor	Preamp Factor	Remark	A/Pos	T/Pos	Pol/Phase
	MHz	dBuV/m	dBuV/m	dB	dBuV	dB	dB/m	dB		cm	deg	
1	2388.88	71.92	74.00	-2.08	41.54	2.21	28.17	0.00	Peak	161	44	HORIZONTAL
2	2390.00	52.95	54.00	-1.05	22.56	2.22	28.17	0.00	Average	161	44	HORIZONTAL
3	2407.19	115.19	74.00			2.22	28.21	0.00	Peak	161	44	HORIZONTAL
4	2407.35	105.16	54.00			2.22	28.21	0.00	Average	161	44	HORIZONTAL

Item 3, 4 are the fundamental frequency at 2412 MHz.

**Channel 6**

	Freq	Level	Limit Line	Over Limit	Read Level	Cable Loss	Antenna Factor	Preamp Factor	Remark	A/Pos	T/Pos	Pol/Phase
	MHz	dBuV/m	dBuV/m	dB	dBuV	dB	dB/m	dB		cm	deg	
1	2387.92	62.13	74.00	-11.87	31.75	2.21	28.17	0.00	Peak	125	53	HORIZONTAL
2	2390.00	48.43	54.00	-5.57	18.04	2.22	28.17	0.00	Average	125	53	HORIZONTAL
3	2430.43	108.86	54.00			2.23	28.25	0.00	Average	125	53	HORIZONTAL
4	2430.59	118.52	74.00			2.23	28.25	0.00	Peak	125	53	HORIZONTAL
5	2483.50	48.12	54.00	-5.88	17.48	2.26	28.38	0.00	Average	125	53	HORIZONTAL
6	2484.62	60.96	74.00	-13.04	30.32	2.26	28.38	0.00	Peak	125	53	HORIZONTAL

Item 3, 4 are the fundamental frequency at 2437MHz.

**Channel 11**

	Freq	Level	Limit Line	Over Limit	Read Level	Cable Loss	Antenna Factor	Preamp Factor	Remark	A/Pos	T/Pos	Pol/Phase
	MHz	dBuV/m	dBuV/m	dB	dBuV	dB	dB/m	dB		cm	deg	
1	2467.13	114.66	74.00			2.26	28.33	0.00	Peak	191	47	HORIZONTAL
2	2467.61	103.76	54.00			2.26	28.33	0.00	Average	191	47	HORIZONTAL
3	2483.50	51.97	54.00	-2.03	21.33	2.26	28.38	0.00	Average	191	47	HORIZONTAL
4	2483.98	68.05	74.00	-5.95	37.41	2.26	28.38	0.00	Peak	191	47	HORIZONTAL

Item 1, 2 are the fundamental frequency at 2462 MHz.

<b>Temperature</b>	24.5°C	<b>Humidity</b>	56%
<b>Test Engineer</b>	Wen Chao	<b>Configurations</b>	IEEE 802.11n MCS0 40MHz Ch 3, 6, 9 / Chain 1 + Chain 2 ( 2TX, 2RX)
<b>Test date</b>	Feb. 07, 2012	<b>Test Mode</b>	Mode 7

**Channel 3**

	Freq	Level	Limit Line	Over Limit	Read Level	CableAntenna Loss	Antenna Factor	Preamp Factor	Remark	A/Pos	T/Pos	Pol/Phase
	MHz	dBuV/m	dBuV/m	dB	dBuV	dB	dB/m	dB		cm	deg	
1	2389.68	66.45	74.00	-7.55	36.07	2.21	28.17	0.00	Peak	100	55	HORIZONTAL
2	2390.00	52.95	54.00	-1.05	22.56	2.22	28.17	0.00	Average	100	55	HORIZONTAL
3	2410.46	98.79	54.00			2.22	28.21	0.00	Average	100	55	HORIZONTAL
4	2411.10	108.34	74.00			2.22	28.21	0.00	Peak	100	55	HORIZONTAL

Item 3, 4 are the fundamental frequency at 2422 MHz.

**Channel 6**

	Freq	Level	Limit Line	Over Limit	Read Level	CableAntenna Loss	Antenna Factor	Preamp Factor	Remark	A/Pos	T/Pos	Pol/Phase
	MHz	dBuV/m	dBuV/m	dB	dBuV	dB	dB/m	dB		cm	deg	
1	2389.04	63.47	74.00	-10.53	33.09	2.21	28.17	0.00	Peak	195	49	HORIZONTAL
2	2390.00	47.24	54.00	-6.76	16.85	2.22	28.17	0.00	Average	195	49	HORIZONTAL
3	2423.86	101.75	54.00			2.23	28.25	0.00	Average	195	49	HORIZONTAL
4	2424.18	112.02	74.00			2.23	28.25	0.00	Peak	195	49	HORIZONTAL
5	2483.50	52.62	54.00	-1.38	21.98	2.26	28.38	0.00	Average	195	49	HORIZONTAL
6	2485.74	68.08	74.00	-5.92	37.40	2.26	28.42	0.00	Peak	195	49	HORIZONTAL

Item 3, 4 are the fundamental frequency at 2437MHz.

**Channel 9**

	Freq	Level	Limit Line	Over Limit	Read Level	CableAntenna Loss	Antenna Factor	Preamp Factor	Remark	A/Pos	T/Pos	Pol/Phase
	MHz	dBuV/m	dBuV/m	dB	dBuV	dB	dB/m	dB		cm	deg	
1	2446.55	105.64	74.00			2.24	28.29	0.00	Peak	157	32	HORIZONTAL
2	2448.15	96.27	54.00			2.24	28.29	0.00	Average	157	32	HORIZONTAL
3	2483.50	51.88	54.00	-2.12	21.24	2.26	28.38	0.00	Average	157	32	HORIZONTAL
4	2483.50	65.47	74.00	-8.53	34.83	2.26	28.38	0.00	Peak	157	32	HORIZONTAL

Item 1, 2 are the fundamental frequency at 2452 MHz.

Note:

Emission level (dBuV/m) = 20 log Emission level (uV/m).

Corrected Reading: Antenna Factor + Cable Loss + Read Level - Preamp Factor = Level.

<b>Temperature</b>	24.5°C	<b>Humidity</b>	56%
<b>Test Engineer</b>	Wen Chao	<b>Configurations</b>	IEEE 802.11b CH 1, 6, 11 / Chain 2 (1TX, 2RX)
<b>Test date</b>	Feb. 07, 2012	<b>Test Mode</b>	Mode 7

**Channel 1**

	Freq	Level	Limit	Over	Read	CableAntenna	Preamp	Remark	A/Pos	T/Pos	Pol/Phase
	MHz	dBuV/m	dBuV/m	dB	dBuV	dB	dB/m	dB	cm	deg	
1	2385.51	49.47	54.00	-4.53	19.09	2.21	28.17	0.00	Average	124	50 HORIZONTAL
2	2386.64	59.83	74.00	-14.17	29.45	2.21	28.17	0.00	Peak	124	50 HORIZONTAL
3	2410.24	110.31	54.00			2.22	28.21	0.00	Average	124	50 HORIZONTAL
4	2411.04	113.92	74.00			2.22	28.21	0.00	Peak	124	50 HORIZONTAL

Item 3, 4 are the fundamental frequency at 2412 MHz.

**Channel 6**

	Freq	Level	Limit	Over	Read	CableAntenna	Preamp	Remark	A/Pos	T/Pos	Pol/Phase
	MHz	dBuV/m	dBuV/m	dB	dBuV	dB	dB/m	dB	cm	deg	
1	2390.00	46.91	54.00	-7.09	16.52	2.22	28.17	0.00	Average	100	84 HORIZONTAL
2	2390.00	58.50	74.00	-15.50	28.11	2.22	28.17	0.00	Peak	100	84 HORIZONTAL
3	2437.96	112.07	74.00			2.23	28.29	0.00	Peak	100	84 HORIZONTAL
4	2438.76	108.40	54.00			2.23	28.29	0.00	Average	100	84 HORIZONTAL
5	2483.50	46.70	54.00	-7.30	16.06	2.26	28.38	0.00	Average	100	84 HORIZONTAL
6	2483.50	58.96	74.00	-15.04	28.32	2.26	28.38	0.00	Peak	100	84 HORIZONTAL

Item 3, 4 are the fundamental frequency at 2437 MHz.

**Channel 11**

	Freq	Level	Limit	Over	Read	CableAntenna	Preamp	Remark	A/Pos	T/Pos	Pol/Phase
	MHz	dBuV/m	dBuV/m	dB	dBuV	dB	dB/m	dB	cm	deg	
1	2460.24	110.96	54.00			2.24	28.33	0.00	Average	184	49 HORIZONTAL
2	2461.04	114.58	74.00			2.24	28.33	0.00	Peak	184	49 HORIZONTAL
3	2487.35	49.28	54.00	-4.72	18.60	2.26	28.42	0.00	Average	184	49 HORIZONTAL
4	2487.99	60.27	74.00	-13.73	29.59	2.26	28.42	0.00	Peak	184	49 HORIZONTAL

Item 1, 2 are the fundamental frequency at 2462 MHz.

<b>Temperature</b>	24.5°C	<b>Humidity</b>	56%
<b>Test Engineer</b>	Wen Chao	<b>Configurations</b>	IEEE 802.11g CH 1, 6, 11 / Chain 2 ( 1TX, 2RX)
<b>Test date</b>	Feb. 07, 2012	<b>Test Mode</b>	Mode 7

**Channel 1**

	Freq	Level	Limit Line	Over Limit	Read Level	Cable Loss	Antenna Factor	Preamp Factor	Remark	A/Pos	T/Pos	Pol/Phase
	MHz	dBuV/m	dBuV/m	dB	dBuV	dB	dB/m	dB		cm	deg	
1	2388.72	72.45	74.00	-1.55	42.07	2.21	28.17	0.00	Peak	125	52	HORIZONTAL
2	2390.00	50.97	54.00	-3.03	20.58	2.22	28.17	0.00	Average	125	52	HORIZONTAL
3	2406.39	103.05	54.00			2.22	28.21	0.00	Average	125	52	HORIZONTAL
4	2406.39	113.79	74.00			2.22	28.21	0.00	Peak	125	52	HORIZONTAL

Item 3, 4 are the fundamental frequency at 2412 MHz.

**Channel 6**

	Freq	Level	Limit Line	Over Limit	Read Level	Cable Loss	Antenna Factor	Preamp Factor	Remark	A/Pos	T/Pos	Pol/Phase
	MHz	dBuV/m	dBuV/m	dB	dBuV	dB	dB/m	dB		cm	deg	
1	2388.56	64.58	74.00	-9.42	34.20	2.21	28.17	0.00	Peak	124	52	HORIZONTAL
2	2390.00	48.84	54.00	-5.16	18.45	2.22	28.17	0.00	Average	124	52	HORIZONTAL
3	2430.27	105.90	54.00			2.23	28.25	0.00	Average	124	52	HORIZONTAL
4	2430.75	116.40	74.00			2.23	28.25	0.00	Peak	124	52	HORIZONTAL
5	2483.50	48.44	54.00	-5.56	17.80	2.26	28.38	0.00	Average	124	52	HORIZONTAL
6	2484.46	65.86	74.00	-8.14	35.22	2.26	28.38	0.00	Peak	124	52	HORIZONTAL

Item 3, 4 are the fundamental frequency at 2437 MHz.

**Channel 11**

	Freq	Level	Limit Line	Over Limit	Read Level	Cable Loss	Antenna Factor	Preamp Factor	Remark	A/Pos	T/Pos	Pol/Phase
	MHz	dBuV/m	dBuV/m	dB	dBuV	dB	dB/m	dB		cm	deg	
1	2456.87	102.65	54.00			2.24	28.33	0.00	Average	159	83	HORIZONTAL
2	2459.44	113.32	74.00			2.24	28.33	0.00	Peak	159	83	HORIZONTAL
3	2483.50	52.58	54.00	-1.42	21.94	2.26	28.38	0.00	Average	159	83	HORIZONTAL
4	2483.50	71.10	74.00	-2.90	40.46	2.26	28.38	0.00	Peak	159	83	HORIZONTAL

Item 1, 2 are the fundamental frequency at 2462 MHz.

<b>Temperature</b>	24.5°C	<b>Humidity</b>	56%
<b>Test Engineer</b>	Wen Chao	<b>Configurations</b>	IEEE 802.11g CH 1, 6, 11 / Chain 1 + Chain 2 ( 2TX, 2RX)
<b>Test date</b>	Feb. 07, 2012	<b>Test Mode</b>	Mode 7

**Channel 1**

	Freq	Level	Limit	Over	Read	Cable	Antenna	Preamp	Remark	A/Pos	T/Pos	Pol/Phase
	MHz	dBuV/m	dBuV/m	dB	dBuV	dB	dB/m	dB		cm	deg	
1	2389.68	71.27	74.00	-2.73	40.89	2.21	28.17	0.00	Peak	100	53	HORIZONTAL
2	2390.00	51.50	54.00	-2.50	21.11	2.22	28.17	0.00	Average	100	53	HORIZONTAL
3	2406.55	114.88	74.00			2.22	28.21	0.00	Peak	100	53	HORIZONTAL
4	2406.87	104.78	54.00			2.22	28.21	0.00	Average	100	53	HORIZONTAL

Item 3, 4 are the fundamental frequency at 2412 MHz.

**Channel 6**

	Freq	Level	Limit	Over	Read	Cable	Antenna	Preamp	Remark	A/Pos	T/Pos	Pol/Phase
	MHz	dBuV/m	dBuV/m	dB	dBuV	dB	dB/m	dB		cm	deg	
1	2387.60	62.13	74.00	-11.87	31.75	2.21	28.17	0.00	Peak	125	52	HORIZONTAL
2	2390.00	48.45	54.00	-5.55	18.06	2.22	28.17	0.00	Average	125	52	HORIZONTAL
3	2432.99	108.59	54.00			2.23	28.25	0.00	Average	125	52	HORIZONTAL
4	2433.15	118.73	74.00			2.23	28.25	0.00	Peak	125	52	HORIZONTAL
5	2484.78	48.20	54.00	-5.80	17.56	2.26	28.38	0.00	Average	125	52	HORIZONTAL
6	2485.74	62.27	74.00	-11.73	31.59	2.26	28.42	0.00	Peak	125	52	HORIZONTAL

Item 3, 4 are the fundamental frequency at 2437 MHz.

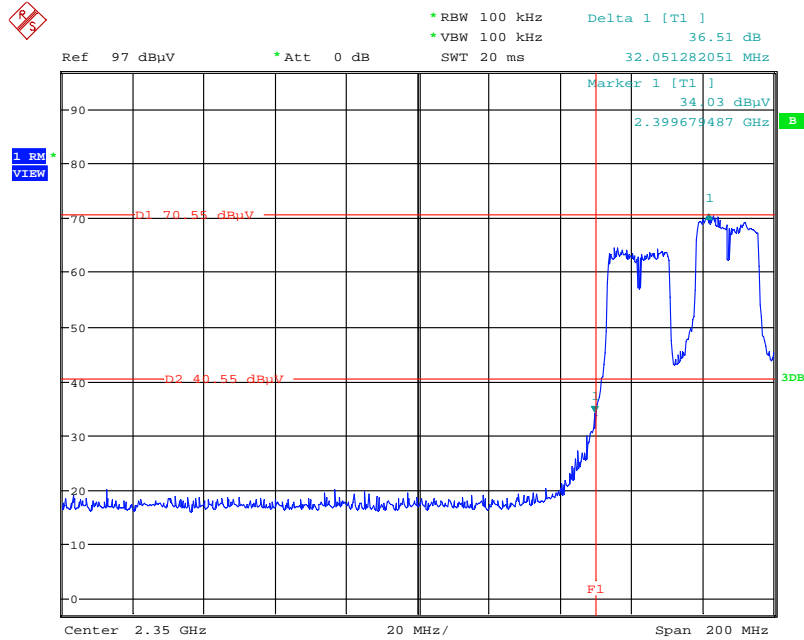
**Channel 11**

	Freq	Level	Limit	Over	Read	Cable	Antenna	Preamp	Remark	A/Pos	T/Pos	Pol/Phase
	MHz	dBuV/m	dBuV/m	dB	dBuV	dB	dB/m	dB		cm	deg	
1	2458.64	104.97	54.00			2.24	28.33	0.00	Average	193	36	HORIZONTAL
2	2458.96	115.53	74.00			2.24	28.33	0.00	Peak	193	36	HORIZONTAL
3	2483.50	52.71	54.00	-1.29	22.07	2.26	28.38	0.00	Average	193	36	HORIZONTAL
4	2484.30	70.00	74.00	-4.00	39.36	2.26	28.38	0.00	Peak	193	36	HORIZONTAL

Item 1, 2 are the fundamental frequency at 2462 MHz.

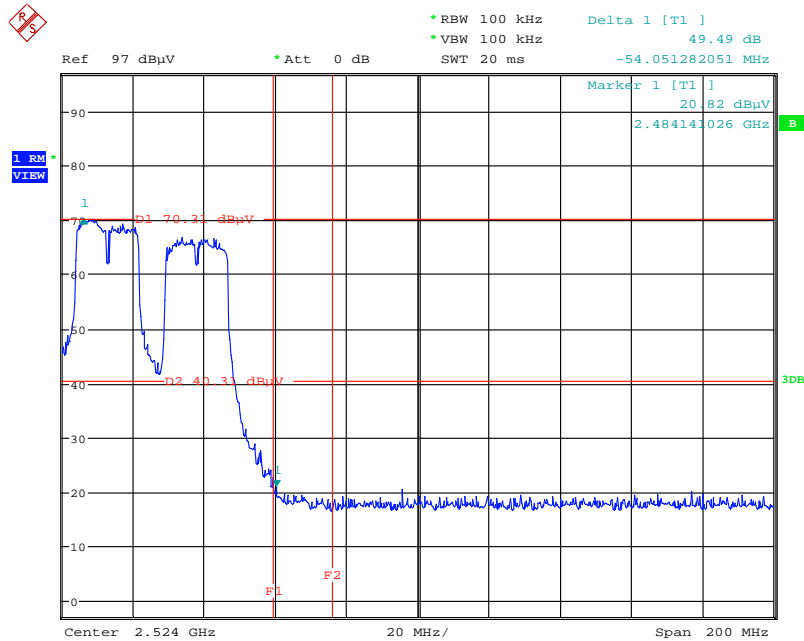
**For Emission not in Restricted Band**

**Low Band Edge Plot on Configuration IEEE 802.11n MCS0 20MHz / Chain 2 / 2412 MHz / Mode 7 (1TX, 2RX)**



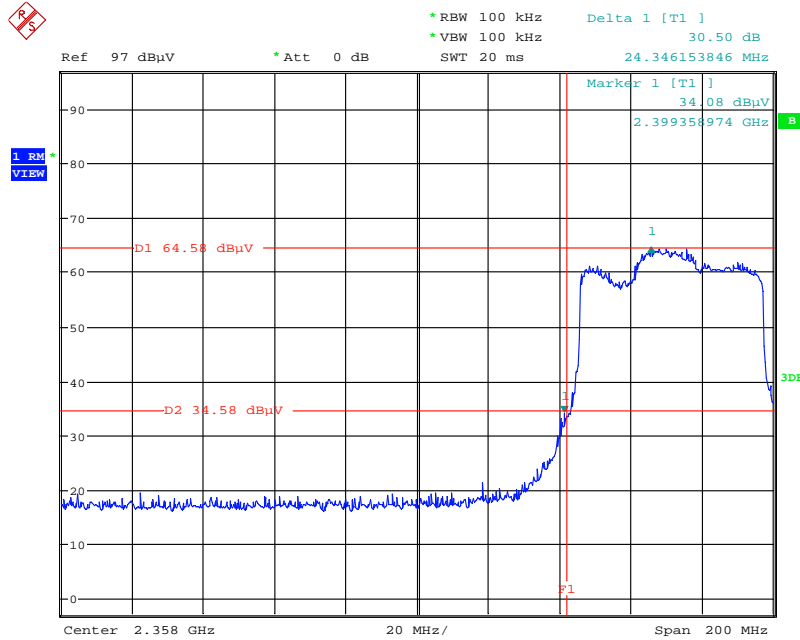
Date: 7.FEB.2012 00:15:23

**High Band Edge Plot on Configuration IEEE 802.11n MCS0 20MHz / Chain 2 / 2462 MHz / Mode 7 (1TX, 2RX)**



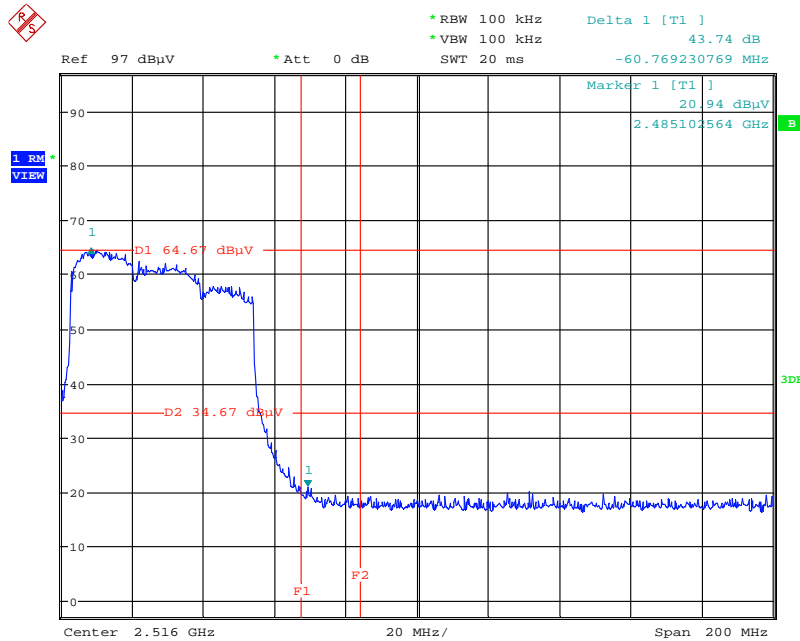
Date: 7.FEB.2012 00:14:12

**Low Band Edge Plot on Configuration IEEE 802.11n MCS0 40MHz / Chain 2 / 2422 MHz / Mode 7 (1TX, 2RX)**



Date: 7.FEB.2012 00:19:33

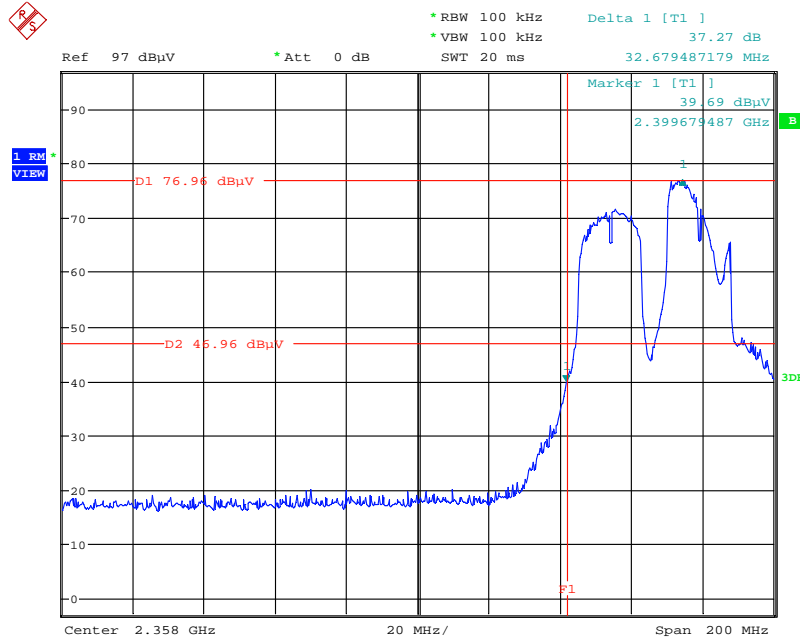
**High Band Edge Plot on Configuration IEEE 802.11n MCS0 40MHz / Chain 2 / 2452 MHz / Mode 7 (1TX, 2RX)**



Date: 7.FEB.2012 00:20:44

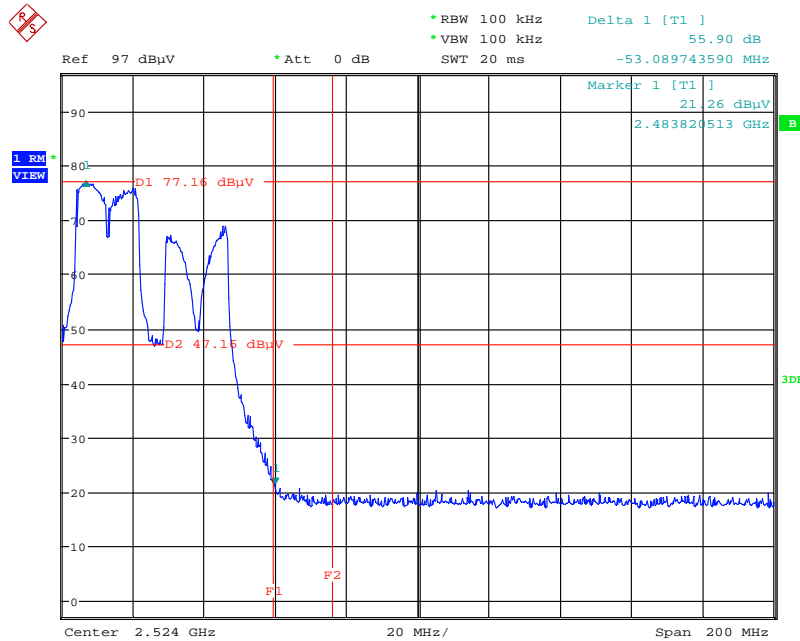


**Low Band Edge Plot on Configuration IEEE 802.11n MCS0 20MHz / Chain 1 + Chain 2 / 2412 MHz / Mode 7 (2TX, 2RX)**



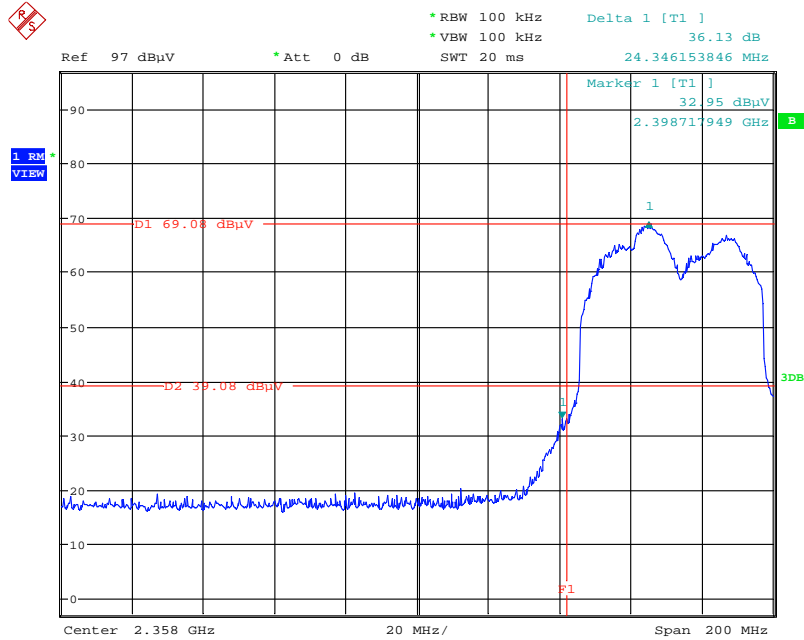
Date: 7.FEB.2012 00:29:46

**High Band Edge Plot on Configuration IEEE 802.11n MCS0 20MHz / Chain 1 + Chain 2 / 2462 MHz / Mode 7 (2TX, 2RX)**



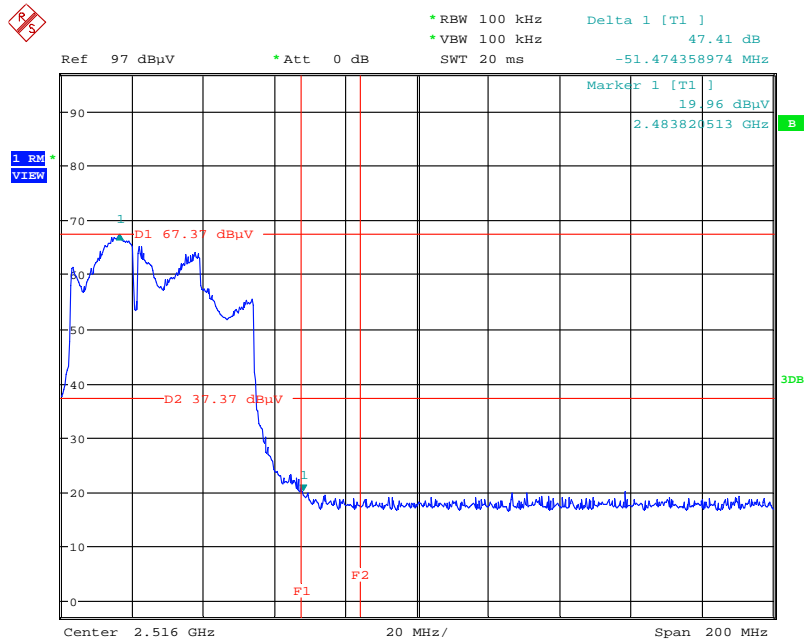
Date: 7.FEB.2012 00:31:22

**Low Band Edge Plot on Configuration IEEE 802.11n MCS0 40MHz / Chain 1 + Chain 2 / 2422 MHz / Mode 7 (2TX, 2RX)**



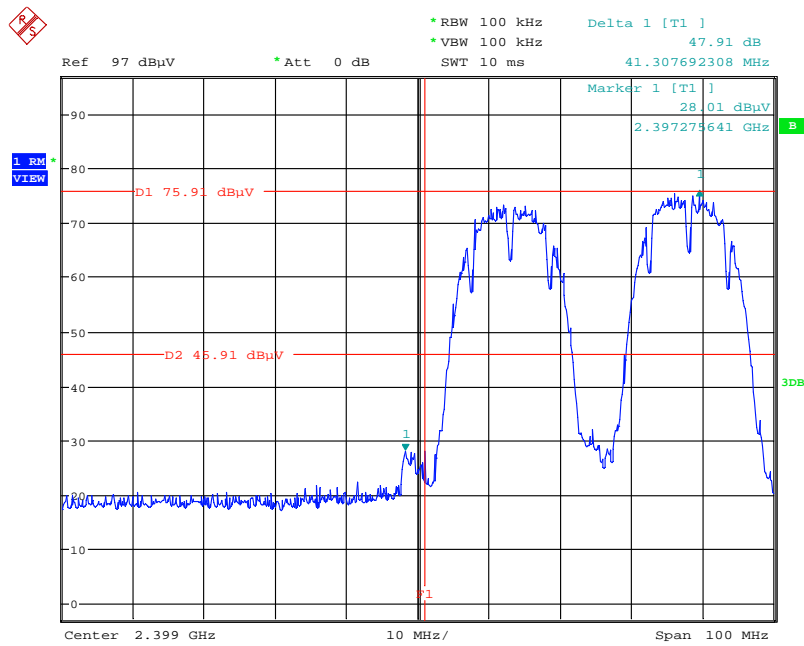
Date: 7.FEB.2012 00:26:24

**High Band Edge Plot on Configuration IEEE 802.11n MCS0 40MHz / Chain 1 + Chain 2 / 2452 MHz / Mode 7 (2TX, 2RX)**



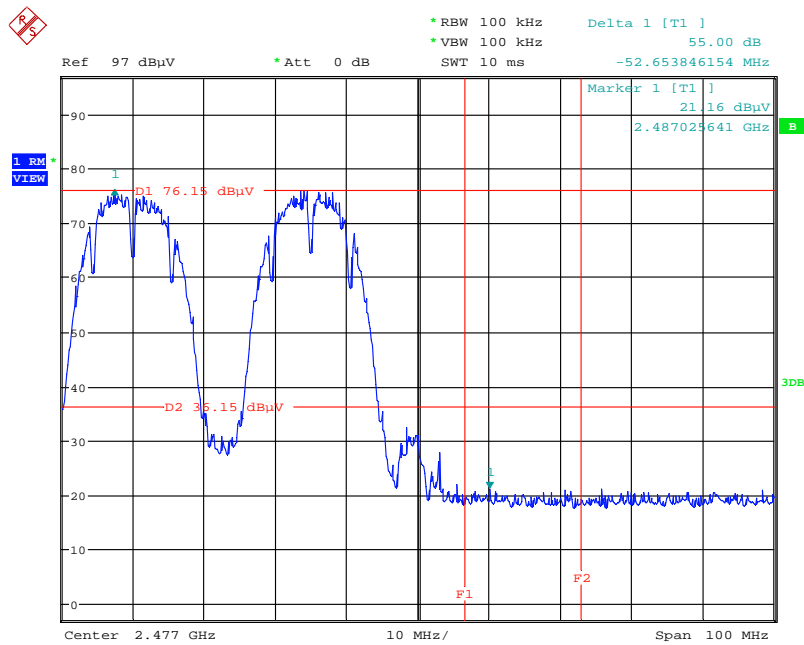
Date: 7.FEB.2012 00:24:57

Low Band Edge Plot on Configuration IEEE 802.11b / Chain 2 / 2412 MHz / Mode 7 (1TX, 2RX)



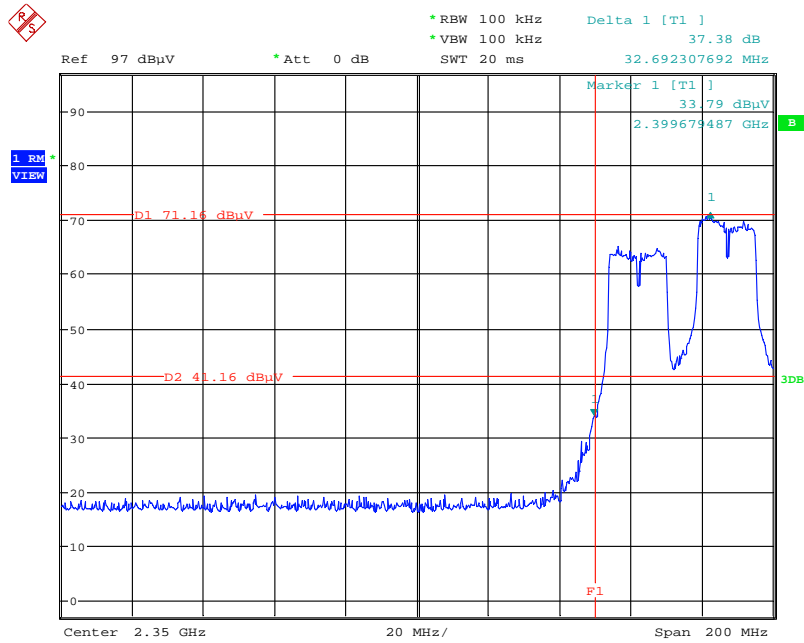
Date: 7.FEB.2012 00:05:55

High Band Edge Plot on Configuration IEEE 802.11b / Chain 2 / 2462 MHz / Mode 7 (1TX, 2RX)



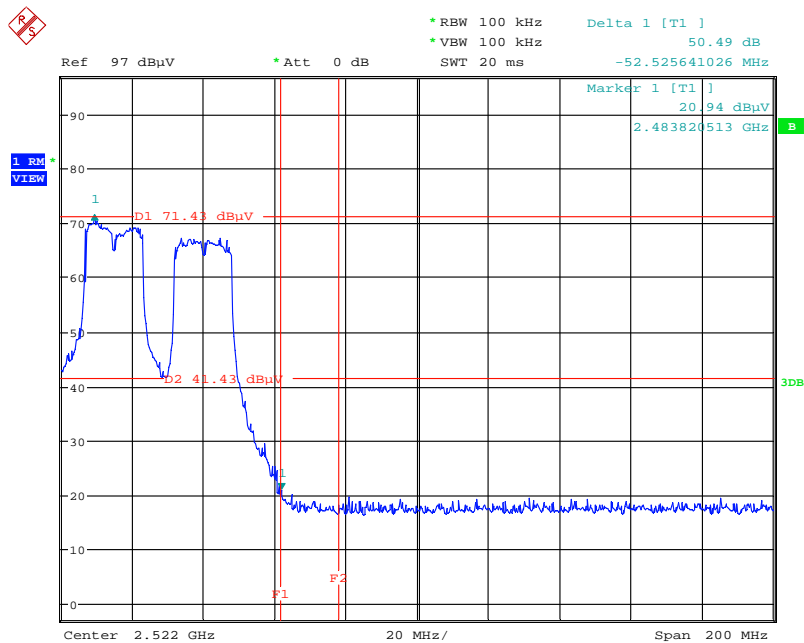
Date: 7.FEB.2012 00:08:14

Low Band Edge Plot on Configuration IEEE 802.11g / Chain 2 / 2412 MHz / Mode 7 (1TX, 2RX)



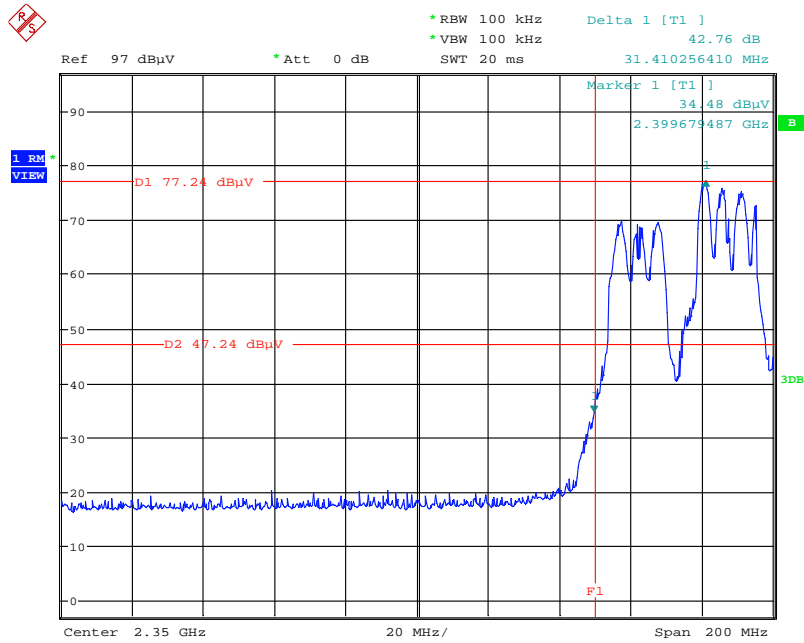
Date: 7.FEB.2012 00:11:14

High Band Edge Plot on Configuration IEEE 802.11g / Chain 2 / 2462 MHz / Mode 7 (1TX, 2RX)



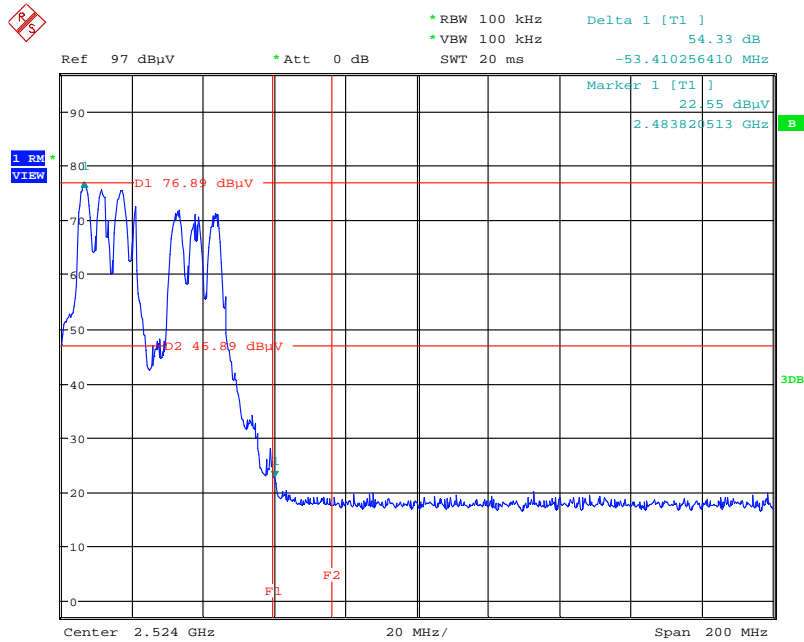
Date: 7.FEB.2012 00:12:23

Low Band Edge Plot on Configuration IEEE 802.11g / Chain 1 + Chain 2 / 2412 MHz / Mode 7 (2TX, 2RX)



Date: 7.FEB.2012 00:33:50

High Band Edge Plot on Configuration IEEE 802.11g / Chain 1 + Chain 2 / 2462 MHz / Mode 7 (2TX, 2RX)



Date: 7.FEB.2012 00:32:39

<b>Temperature</b>	24.5°C	<b>Humidity</b>	56%
<b>Test Engineer</b>	Wen Chao	<b>Configurations</b>	IEEE 802.11n MCS0 20MHz Ch 1, 6, 11 / Chain 1 ( 1TX, 2RX)
<b>Test date</b>	Feb. 07, 2012	<b>Test Mode</b>	Mode 8

**Channel 1**

	Freq	Level	Limit Line	Over Limit	Read Level	CableAntenna Loss	Antenna Factor	Preamp Factor	Remark	A/Pos	T/Pos	Pol/Phase
	MHz	dBuV/m	dBuV/m	dB	dBuV	dB	dB/m	dB		cm	deg	
1	2389.20	72.39	74.00	-1.61	42.01	2.21	28.17	0.00	Peak	100	48	HORIZONTAL
2	2390.00	51.39	54.00	-2.61	21.00	2.22	28.17	0.00	Average	100	48	HORIZONTAL
3	2406.87	110.18	74.00			2.22	28.21	0.00	Peak	100	48	HORIZONTAL
4	2407.19	100.17	54.00			2.22	28.21	0.00	Average	100	48	HORIZONTAL

Item 3, 4 are the fundamental frequency at 2412 MHz.

**Channel 6**

	Freq	Level	Limit Line	Over Limit	Read Level	CableAntenna Loss	Antenna Factor	Preamp Factor	Remark	A/Pos	T/Pos	Pol/Phase
	MHz	dBuV/m	dBuV/m	dB	dBuV	dB	dB/m	dB		cm	deg	
1	2388.08	69.49	74.00	-4.51	39.11	2.21	28.17	0.00	Peak	156	46	HORIZONTAL
2	2390.00	52.85	54.00	-1.15	22.46	2.22	28.17	0.00	Average	156	46	HORIZONTAL
3	2430.75	105.44	54.00			2.23	28.25	0.00	Average	156	46	HORIZONTAL
4	2431.23	116.18	74.00			2.23	28.25	0.00	Peak	156	46	HORIZONTAL
5	2483.50	51.92	54.00	-2.08	21.28	2.26	28.38	0.00	Average	156	46	HORIZONTAL
6	2483.66	67.61	74.00	-6.39	36.97	2.26	28.38	0.00	Peak	156	46	HORIZONTAL

Item 3, 4 are the fundamental frequency at 2437MHz.

**Channel 11**

	Freq	Level	Limit Line	Over Limit	Read Level	CableAntenna Loss	Antenna Factor	Preamp Factor	Remark	A/Pos	T/Pos	Pol/Phase
	MHz	dBuV/m	dBuV/m	dB	dBuV	dB	dB/m	dB		cm	deg	
1	2456.71	100.76	54.00			2.24	28.33	0.00	Average	100	50	HORIZONTAL
2	2458.80	110.96	74.00			2.24	28.33	0.00	Peak	100	50	HORIZONTAL
3	2483.50	51.58	54.00	-2.42	20.94	2.26	28.38	0.00	Average	100	50	HORIZONTAL
4	2484.62	72.54	74.00	-1.46	41.90	2.26	28.38	0.00	Peak	100	50	HORIZONTAL

Item 1, 2 are the fundamental frequency at 2462 MHz.

<b>Temperature</b>	24.5°C	<b>Humidity</b>	56%
<b>Test Engineer</b>	Wen Chao	<b>Configurations</b>	IEEE 802.11n MCS0 40MHz Ch 3, 6, 9 / Chain 1 ( 1TX, 2RX)
<b>Test date</b>	Feb. 07, 2012	<b>Test Mode</b>	Mode 8

**Channel 3**

	Freq	Level	Limit Line	Over Limit	Read Level	CableAntenna Loss	Antenna Factor	Preamp Factor	Remark	A/Pos	T/Pos	Pol/Phase
	MHz	dBuV/m	dBuV/m	dB	dBuV	dB	dB/m	dB		cm	deg	
1	2389.68	72.16	74.00	-1.84	41.78	2.21	28.17	0.00	Peak	158	47	HORIZONTAL
2	2390.00	51.81	54.00	-2.19	21.42	2.22	28.17	0.00	Average	158	47	HORIZONTAL
3	2429.05	107.14	74.00			2.23	28.25	0.00	Peak	158	47	HORIZONTAL
4	2431.62	96.96	54.00			2.23	28.25	0.00	Average	158	47	HORIZONTAL

Item 3, 4 are the fundamental frequency at 2422 MHz.

**Channel 6**

	Freq	Level	Limit Line	Over Limit	Read Level	CableAntenna Loss	Antenna Factor	Preamp Factor	Remark	A/Pos	T/Pos	Pol/Phase
	MHz	dBuV/m	dBuV/m	dB	dBuV	dB	dB/m	dB		cm	deg	
1	2388.72	72.77	74.00	-1.23	42.39	2.21	28.17	0.00	Peak	100	47	HORIZONTAL
2	2390.00	52.98	54.00	-1.02	22.59	2.22	28.17	0.00	Average	100	47	HORIZONTAL
3	2421.62	97.85	54.00			2.23	28.25	0.00	Average	100	47	HORIZONTAL
4	2422.58	107.56	74.00			2.23	28.25	0.00	Peak	100	47	HORIZONTAL
5	2483.50	51.23	54.00	-2.77	20.59	2.26	28.38	0.00	Average	100	47	HORIZONTAL
6	2484.78	68.11	74.00	-5.89	37.47	2.26	28.38	0.00	Peak	100	47	HORIZONTAL

Item 3, 4 are the fundamental frequency at 2437MHz.

**Channel 9**

	Freq	Level	Limit Line	Over Limit	Read Level	CableAntenna Loss	Antenna Factor	Preamp Factor	Remark	A/Pos	T/Pos	Pol/Phase
	MHz	dBuV/m	dBuV/m	dB	dBuV	dB	dB/m	dB		cm	deg	
1	2445.27	96.79	54.00			2.24	28.29	0.00	Average	152	47	HORIZONTAL
2	2445.91	107.14	74.00			2.24	28.29	0.00	Peak	152	47	HORIZONTAL
3	2483.50	52.96	54.00	-1.04	22.32	2.26	28.38	0.00	Average	152	47	HORIZONTAL
4	2484.78	71.80	74.00	-2.20	41.16	2.26	28.38	0.00	Peak	152	47	HORIZONTAL

Item 1, 2 are the fundamental frequency at 2452 MHz.

Note:

Emission level (dBuV/m) = 20 log Emission level (uV/m).

Corrected Reading: Antenna Factor + Cable Loss + Read Level - Preamp Factor = Level.

<b>Temperature</b>	24.5°C	<b>Humidity</b>	56%
<b>Test Engineer</b>	Wen Chao	<b>Configurations</b>	IEEE 802.11n MCS0 20MHz Ch 1, 6, 11 / Chain 1 + Chain 2 ( 2TX, 2RX)
<b>Test date</b>	Feb. 07, 2012	<b>Test Mode</b>	Mode 8

**Channel 1**

	Freq	Level	Limit Line	Over Limit	Read Level	CableAntenna Loss	Antenna Factor	Preamp Factor	Remark	A/Pos	T/Pos	Pol/Phase
	MHz	dBuV/m	dBuV/m	dB	dBuV	dB	dB/m	dB		cm	deg	
1	2389.84	72.27	74.00	-1.73	41.88	2.22	28.17	0.00	Peak	100	46	HORIZONTAL
2	2390.00	50.23	54.00	-3.77	19.84	2.22	28.17	0.00	Average	100	46	HORIZONTAL
3	2405.91	102.64	54.00			2.22	28.21	0.00	Average	100	46	HORIZONTAL
4	2407.03	112.28	74.00			2.22	28.21	0.00	Peak	100	46	HORIZONTAL

Item 3, 4 are the fundamental frequency at 2412 MHz.

**Channel 6**

	Freq	Level	Limit Line	Over Limit	Read Level	CableAntenna Loss	Antenna Factor	Preamp Factor	Remark	A/Pos	T/Pos	Pol/Phase
	MHz	dBuV/m	dBuV/m	dB	dBuV	dB	dB/m	dB		cm	deg	
1	2388.56	70.71	74.00	-3.29	40.33	2.21	28.17	0.00	Peak	160	44	HORIZONTAL
2	2390.00	52.44	54.00	-1.56	22.05	2.22	28.17	0.00	Average	160	44	HORIZONTAL
3	2440.05	117.84	74.00			2.23	28.29	0.00	Peak	160	44	HORIZONTAL
4	2441.65	107.81	54.00			2.24	28.29	0.00	Average	160	44	HORIZONTAL
5	2483.50	49.89	54.00	-4.11	19.25	2.26	28.38	0.00	Average	160	44	HORIZONTAL
6	2484.14	62.12	74.00	-11.88	31.48	2.26	28.38	0.00	Peak	160	44	HORIZONTAL

Item 3, 4 are the fundamental frequency at 2437MHz.

**Channel 11**

	Freq	Level	Limit Line	Over Limit	Read Level	CableAntenna Loss	Antenna Factor	Preamp Factor	Remark	A/Pos	T/Pos	Pol/Phase
	MHz	dBuV/m	dBuV/m	dB	dBuV	dB	dB/m	dB		cm	deg	
1	2467.77	103.22	54.00			2.26	28.33	0.00	Average	158	41	HORIZONTAL
2	2468.73	112.79	74.00			2.26	28.38	0.00	Peak	158	41	HORIZONTAL
3	2483.50	50.95	54.00	-3.05	20.31	2.26	28.38	0.00	Average	158	41	HORIZONTAL
4	2483.66	72.47	74.00	-1.53	41.83	2.26	28.38	0.00	Peak	158	41	HORIZONTAL

Item 1, 2 are the fundamental frequency at 2462 MHz.



<b>Temperature</b>	24.5°C	<b>Humidity</b>	56%
<b>Test Engineer</b>	Wen Chao	<b>Configurations</b>	IEEE 802.11n MCS0 40MHz Ch 3, 6, 9 / Chain 1 + Chain 2 ( 2TX, 2RX)
<b>Test date</b>	Feb. 07, 2012	<b>Test Mode</b>	Mode 8

**Channel 3**

	Freq	Level	Limit Line	Over Limit	Read Level	CableAntenna Loss	Antenna Factor	Preamp Factor	Remark	A/Pos	T/Pos	Pol/Phase
	MHz	dBuV/m	dBuV/m	dB	dBuV	dB	dB/m	dB		cm	deg	
1	2389.36	69.33	74.00	-4.67	38.95	2.21	28.17	0.00	Peak	100	45	HORIZONTAL
2	2390.00	52.52	54.00	-1.48	22.13	2.22	28.17	0.00	Average	100	45	HORIZONTAL
3	2404.69	98.00	54.00			2.22	28.21	0.00	Average	100	45	HORIZONTAL
4	2407.26	107.16	74.00			2.22	28.21	0.00	Peak	100	45	HORIZONTAL

Item 3, 4 are the fundamental frequency at 2422 MHz.

**Channel 6**

	Freq	Level	Limit Line	Over Limit	Read Level	CableAntenna Loss	Antenna Factor	Preamp Factor	Remark	A/Pos	T/Pos	Pol/Phase
	MHz	dBuV/m	dBuV/m	dB	dBuV	dB	dB/m	dB		cm	deg	
1	2389.36	71.85	74.00	-2.15	41.47	2.21	28.17	0.00	Peak	161	45	HORIZONTAL
2	2390.00	52.33	54.00	-1.67	21.94	2.22	28.17	0.00	Average	161	45	HORIZONTAL
3	2423.54	111.17	74.00			2.23	28.25	0.00	Peak	161	45	HORIZONTAL
4	2424.50	101.72	54.00			2.23	28.25	0.00	Average	161	45	HORIZONTAL
5	2489.59	49.40	54.00	-4.60	18.72	2.26	28.42	0.00	Average	161	45	HORIZONTAL
6	2489.91	66.38	74.00	-7.62	35.70	2.26	28.42	0.00	Peak	161	45	HORIZONTAL

Item 3, 4 are the fundamental frequency at 2437MHz.

**Channel 9**

	Freq	Level	Limit Line	Over Limit	Read Level	CableAntenna Loss	Antenna Factor	Preamp Factor	Remark	A/Pos	T/Pos	Pol/Phase
	MHz	dBuV/m	dBuV/m	dB	dBuV	dB	dB/m	dB		cm	deg	
1	2435.01	108.29	74.00			2.23	28.29	0.00	Peak	155	40	HORIZONTAL
2	2435.65	98.91	54.00			2.23	28.29	0.00	Average	155	40	HORIZONTAL
3	2483.50	52.96	54.00	-1.04	22.32	2.26	28.38	0.00	Average	155	40	HORIZONTAL
4	2483.50	69.30	74.00	-4.70	38.66	2.26	28.38	0.00	Peak	155	40	HORIZONTAL

Item 1, 2 are the fundamental frequency at 2452 MHz.

Note:

Emission level (dBuV/m) = 20 log Emission level (uV/m).

Corrected Reading: Antenna Factor + Cable Loss + Read Level - Preamp Factor = Level.

<b>Temperature</b>	24.5°C	<b>Humidity</b>	56%
<b>Test Engineer</b>	Wen Chao	<b>Configurations</b>	IEEE 802.11b CH 1, 6, 11 / Chain 1 ( 1TX, 2RX)
<b>Test date</b>	Feb. 07, 2012	<b>Test Mode</b>	Mode 8

**Channel 1**

	Freq	Level	Limit Line	Over Limit	Read Level	Cable Loss	Antenna Factor	Preamp Factor	Remark	A/Pos	T/Pos	Pol/Phase
	MHz	dBuV/m	dBuV/m	dB	dBuV	dB	dB/m	dB		cm	deg	
1	2389.20	52.96	54.00	-1.04	22.58	2.21	28.17	0.00	Average	100	49	HORIZONTAL
2	2390.00	62.10	74.00	-11.90	31.71	2.22	28.17	0.00	Peak	100	49	HORIZONTAL
3	2410.24	109.23	54.00			2.22	28.21	0.00	Average	100	49	HORIZONTAL
4	2411.04	112.69	74.00			2.22	28.21	0.00	Peak	100	49	HORIZONTAL

Item 3, 4 are the fundamental frequency at 2412 MHz.

**Channel 6**

	Freq	Level	Limit Line	Over Limit	Read Level	Cable Loss	Antenna Factor	Preamp Factor	Remark	A/Pos	T/Pos	Pol/Phase
	MHz	dBuV/m	dBuV/m	dB	dBuV	dB	dB/m	dB		cm	deg	
1	2389.36	59.73	74.00	-14.27	29.35	2.21	28.17	0.00	Peak	157	49	HORIZONTAL
2	2390.00	48.91	54.00	-5.09	18.52	2.22	28.17	0.00	Average	157	49	HORIZONTAL
3	2435.24	110.48	54.00			2.23	28.29	0.00	Average	157	49	HORIZONTAL
4	2436.04	113.95	74.00			2.23	28.29	0.00	Peak	157	49	HORIZONTAL
5	2484.30	48.15	54.00	-5.85	17.51	2.26	28.38	0.00	Average	157	49	HORIZONTAL
6	2484.78	59.10	74.00	-14.90	28.46	2.26	28.38	0.00	Peak	157	49	HORIZONTAL

Item 3, 4 are the fundamental frequency at 2437 MHz.

**Channel 11**

	Freq	Level	Limit Line	Over Limit	Read Level	Cable Loss	Antenna Factor	Preamp Factor	Remark	A/Pos	T/Pos	Pol/Phase
	MHz	dBuV/m	dBuV/m	dB	dBuV	dB	dB/m	dB		cm	deg	
1	2460.24	109.92	54.00			2.24	28.33	0.00	Average	156	49	HORIZONTAL
2	2461.04	113.28	74.00			2.24	28.33	0.00	Peak	156	49	HORIZONTAL
3	2483.50	52.05	54.00	-1.95	21.41	2.26	28.38	0.00	Average	156	49	HORIZONTAL
4	2483.50	60.26	74.00	-13.74	29.62	2.26	28.38	0.00	Peak	156	49	HORIZONTAL

Item 1, 2 are the fundamental frequency at 2462 MHz.

<b>Temperature</b>	24.5°C	<b>Humidity</b>	56%
<b>Test Engineer</b>	Wen Chao	<b>Configurations</b>	IEEE 802.11g CH 1, 6, 11 / Chain 1 (1TX, 2RX)
<b>Test date</b>	Feb. 07, 2012	<b>Test Mode</b>	Mode 8

**Channel 1**

	Freq	Level	Limit Line	Over Limit	Read Level	Cable Loss	Antenna Factor	Preamp Factor	Remark	A/Pos	T/Pos	Pol/Phase
	MHz	dBuV/m	dBuV/m	dB	dBuV	dB	dB/m	dB		cm	deg	
1	2390.00	52.30	54.00	-1.70	21.91	2.22	28.17	0.00	Average	100	50	HORIZONTAL
2	2390.00	69.63	74.00	-4.37	39.24	2.22	28.17	0.00	Peak	100	50	HORIZONTAL
3	2407.19	110.34	74.00			2.22	28.21	0.00	Peak	100	50	HORIZONTAL
4	2407.67	100.69	54.00			2.22	28.21	0.00	Average	100	50	HORIZONTAL

Item 3, 4 are the fundamental frequency at 2412 MHz.

**Channel 6**

	Freq	Level	Limit Line	Over Limit	Read Level	Cable Loss	Antenna Factor	Preamp Factor	Remark	A/Pos	T/Pos	Pol/Phase
	MHz	dBuV/m	dBuV/m	dB	dBuV	dB	dB/m	dB		cm	deg	
1	2389.52	69.47	74.00	-4.53	39.09	2.21	28.17	0.00	Peak	156	44	HORIZONTAL
2	2390.00	53.00	54.00	-1.00	22.61	2.22	28.17	0.00	Average	156	44	HORIZONTAL
3	2430.75	115.80	74.00			2.23	28.25	0.00	Peak	156	44	HORIZONTAL
4	2431.23	105.64	54.00			2.23	28.25	0.00	Average	156	44	HORIZONTAL
5	2483.50	51.98	54.00	-2.02	21.34	2.26	28.38	0.00	Average	156	44	HORIZONTAL
6	2485.42	69.17	74.00	-4.83	38.49	2.26	28.42	0.00	Peak	156	44	HORIZONTAL

Item 3, 4 are the fundamental frequency at 2437 MHz.

**Channel 11**

	Freq	Level	Limit Line	Over Limit	Read Level	Cable Loss	Antenna Factor	Preamp Factor	Remark	A/Pos	T/Pos	Pol/Phase
	MHz	dBuV/m	dBuV/m	dB	dBuV	dB	dB/m	dB		cm	deg	
1	2456.39	101.88	54.00			2.24	28.33	0.00	Average	127	47	HORIZONTAL
2	2457.03	111.33	74.00			2.24	28.33	0.00	Peak	127	47	HORIZONTAL
3	2483.50	52.22	54.00	-1.78	21.58	2.26	28.38	0.00	Average	127	47	HORIZONTAL
4	2483.50	70.75	74.00	-3.25	40.11	2.26	28.38	0.00	Peak	127	47	HORIZONTAL

Item 1, 2 are the fundamental frequency at 2462 MHz.

<b>Temperature</b>	24.5°C	<b>Humidity</b>	56%
<b>Test Engineer</b>	Benson Peng	<b>Configurations</b>	IEEE 802.11g CH 1, 6, 11 / Chain 1 + Chain 2 ( 2TX, 2RX)
<b>Test date</b>	Nov. 23, 2011	<b>Test Mode</b>	Mode 8

**Channel 1**

	Freq	Level	Limit Line	Over Limit	Read Level	Cable Loss	Antenna Factor	Preamp Factor	Remark	A/Pos	T/Pos	Pol/Phase
	MHz	dBuV/m	dBuV/m	dB	dBuV	dB	dB/m	dB		cm	deg	
1	2390.00	52.82	54.00	-1.18	22.43	2.22	28.17	0.00	Average	102	47	HORIZONTAL
2	2390.00	72.72	74.00	-1.28	42.33	2.22	28.17	0.00	Peak	102	47	HORIZONTAL
3	2405.43	104.91	54.00			2.22	28.21	0.00	Average	102	47	HORIZONTAL
4	2405.75	114.24	74.00			2.22	28.21	0.00	Peak	102	47	HORIZONTAL

Item 3, 4 are the fundamental frequency at 2412 MHz.

**Channel 6**

	Freq	Level	Limit Line	Over Limit	Read Level	Cable Loss	Antenna Factor	Preamp Factor	Remark	A/Pos	T/Pos	Pol/Phase
	MHz	dBuV/m	dBuV/m	dB	dBuV	dB	dB/m	dB		cm	deg	
1	2388.08	70.62	74.00	-3.38	40.24	2.21	28.17	0.00	Peak	157	43	HORIZONTAL
2	2388.40	52.51	54.00	-1.49	22.13	2.21	28.17	0.00	Average	157	43	HORIZONTAL
3	2431.07	109.53	54.00			2.23	28.25	0.00	Average	157	43	HORIZONTAL
4	2431.39	119.29	74.00			2.23	28.25	0.00	Peak	157	43	HORIZONTAL
5	2483.50	52.35	54.00	-1.65	21.71	2.26	28.38	0.00	Average	157	43	HORIZONTAL
6	2483.98	68.97	74.00	-5.03	38.33	2.26	28.38	0.00	Peak	157	43	HORIZONTAL

Item 3, 4 are the fundamental frequency at 2437 MHz.

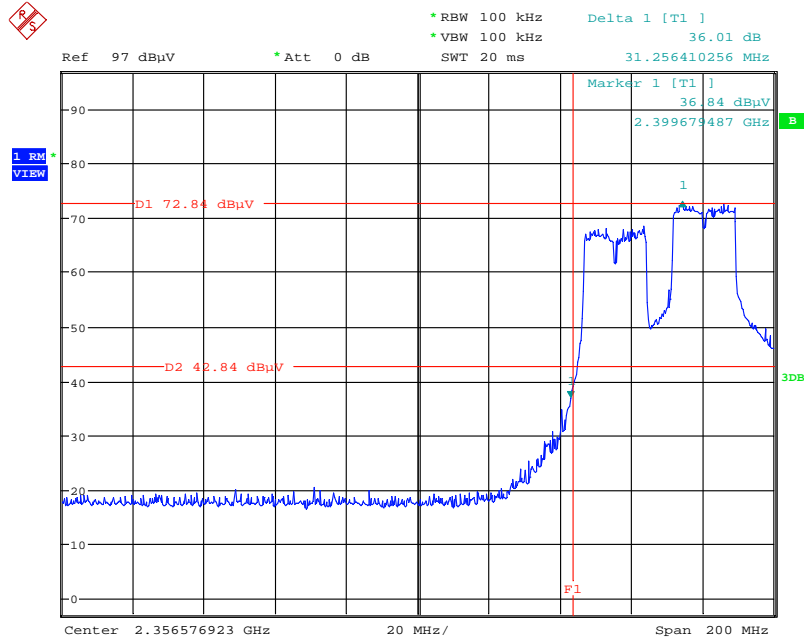
**Channel 11**

	Freq	Level	Limit Line	Over Limit	Read Level	Cable Loss	Antenna Factor	Preamp Factor	Remark	A/Pos	T/Pos	Pol/Phase
	MHz	dBuV/m	dBuV/m	dB	dBuV	dB	dB/m	dB		cm	deg	
1	2455.27	104.48	54.00			2.24	28.33	0.00	Average	127	47	HORIZONTAL
2	2455.27	113.65	74.00			2.24	28.33	0.00	Peak	127	47	HORIZONTAL
3	2483.50	52.41	54.00	-1.59	21.77	2.26	28.38	0.00	Average	127	47	HORIZONTAL
4	2483.50	72.05	74.00	-1.95	41.41	2.26	28.38	0.00	Peak	127	47	HORIZONTAL

Item 1, 2 are the fundamental frequency at 2462 MHz.

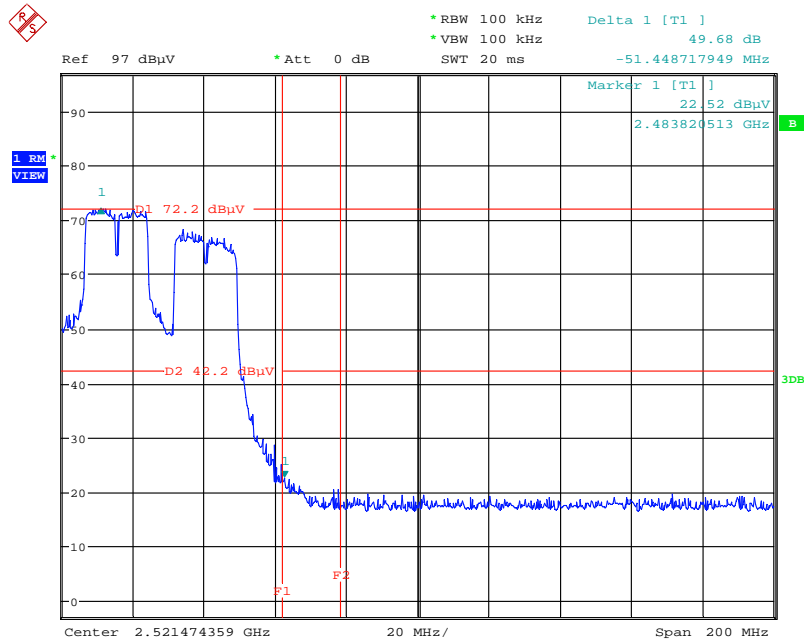
For Emission not in Restricted Band

Low Band Edge Plot on Configuration IEEE 802.11n MCS0 20MHz / Chain 1 / 2412 MHz / Mode 8 (1TX, 2RX)



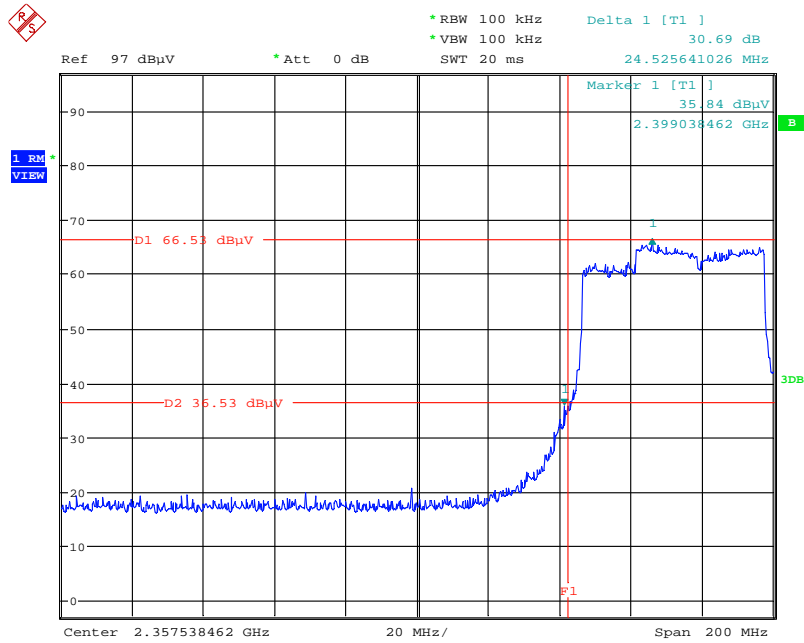
Date: 4.FEB.2012 18:48:07

High Band Edge Plot on Configuration IEEE 802.11n MCS0 20MHz / Chain 1 / 2462 MHz / Mode 8 (1TX, 2RX)



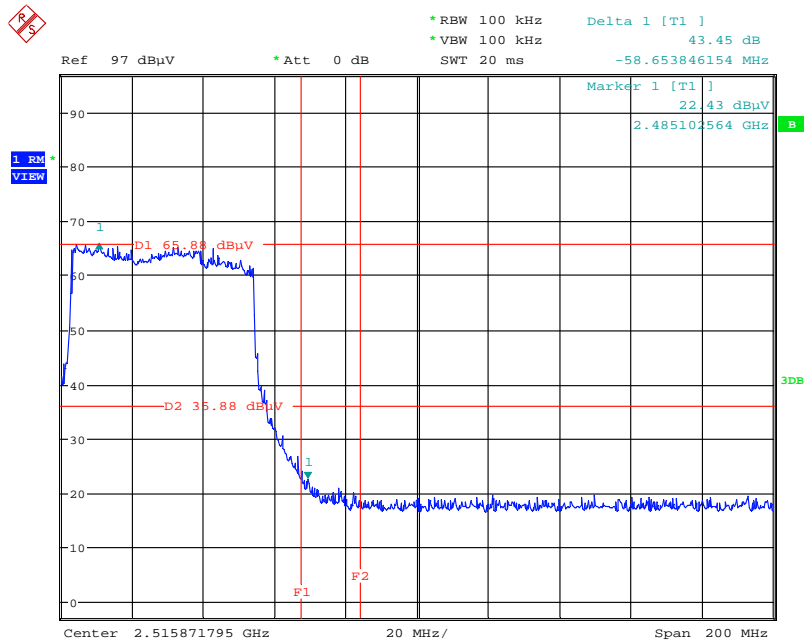
Date: 4.FEB.2012 18:49:42

Low Band Edge Plot on Configuration IEEE 802.11n MCS0 40MHz / Chain 1 / 2422 MHz / Mode 8 (1TX, 2RX)



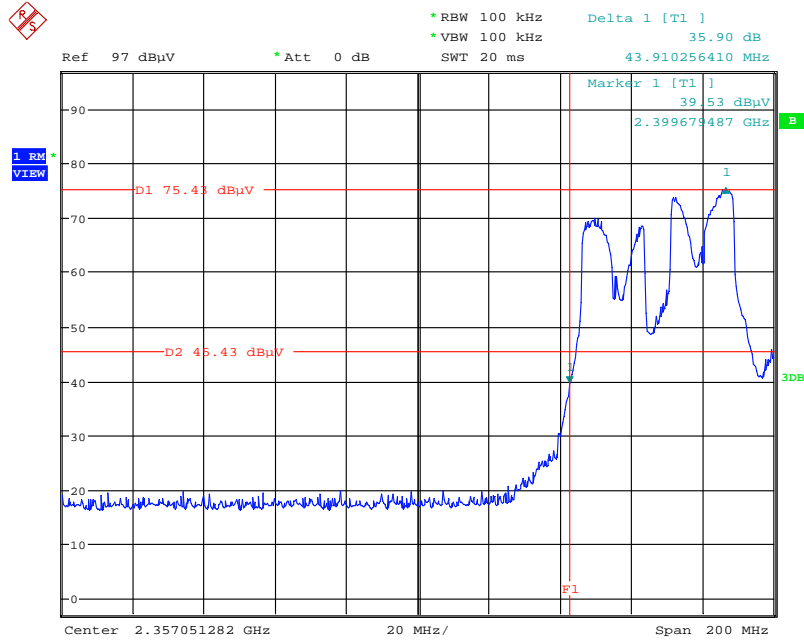
Date: 4.FEB.2012 18:57:16

High Band Edge Plot on Configuration IEEE 802.11n MCS0 40MHz / Chain 1 / 2452 MHz / Mode 8 (1TX, 2RX)



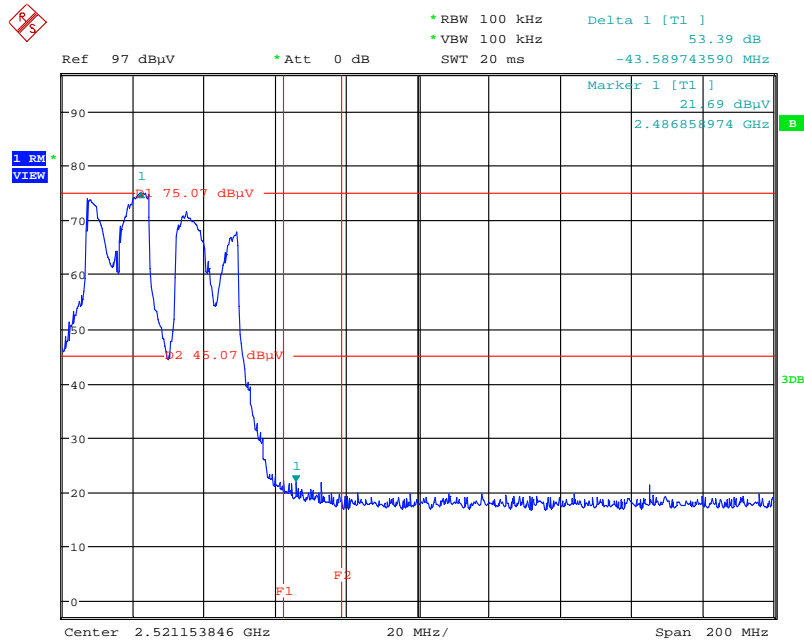
Date: 4.FEB.2012 18:53:00

**Low Band Edge Plot on Configuration IEEE 802.11n MCS0 20MHz / Chain 1 + Chain 2 / 2412 MHz / Mode 8 (2TX, 2RX)**



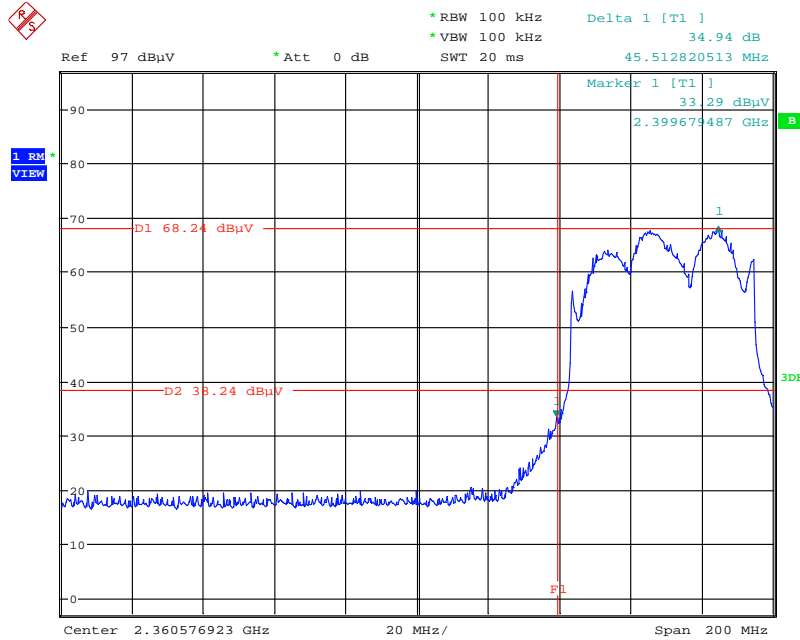
Date: 4.FEB.2012 18:31:42

**High Band Edge Plot on Configuration IEEE 802.11n MCS0 20MHz / Chain 1 + Chain 2 / 2462 MHz / Mode 8 (2TX, 2RX)**



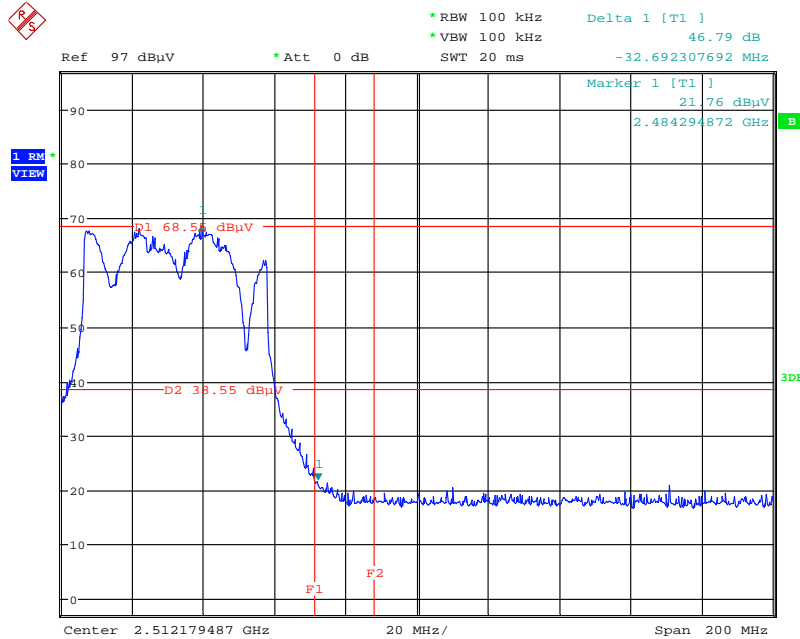
Date: 4.FEB.2012 18:30:14

**Low Band Edge Plot on Configuration IEEE 802.11n MCS0 40MHz / Chain 1 + Chain 2 / 2422 MHz / Mode 8 (2TX, 2RX)**



Date: 4.FEB.2012 18:35:38

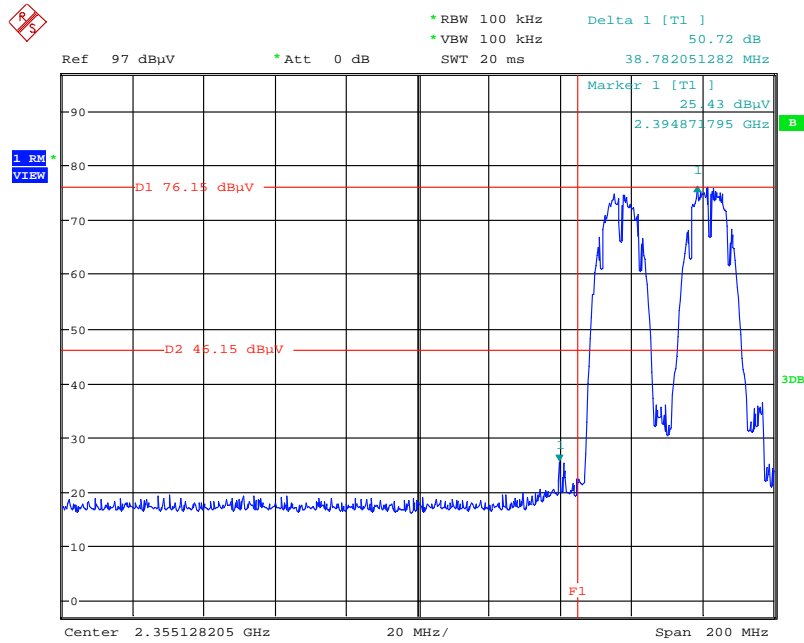
**High Band Edge Plot on Configuration IEEE 802.11n MCS0 40MHz / Chain 1 + Chain 2 / 2452 MHz / Mode 8 (2TX, 2RX)**



Date: 4.FEB.2012 18:37:09

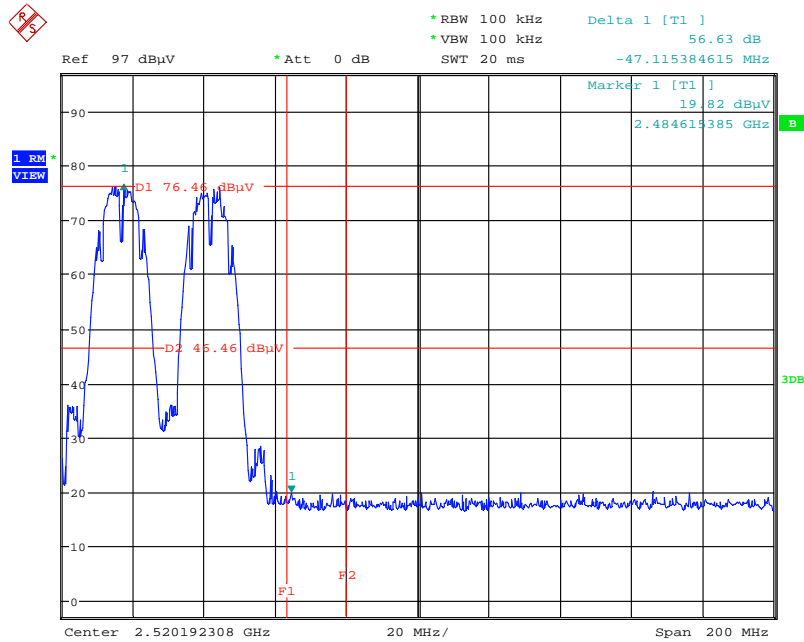


Low Band Edge Plot on Configuration IEEE 802.11b / Chain 1 / 2412 MHz / Mode 8 (1TX, 2RX)



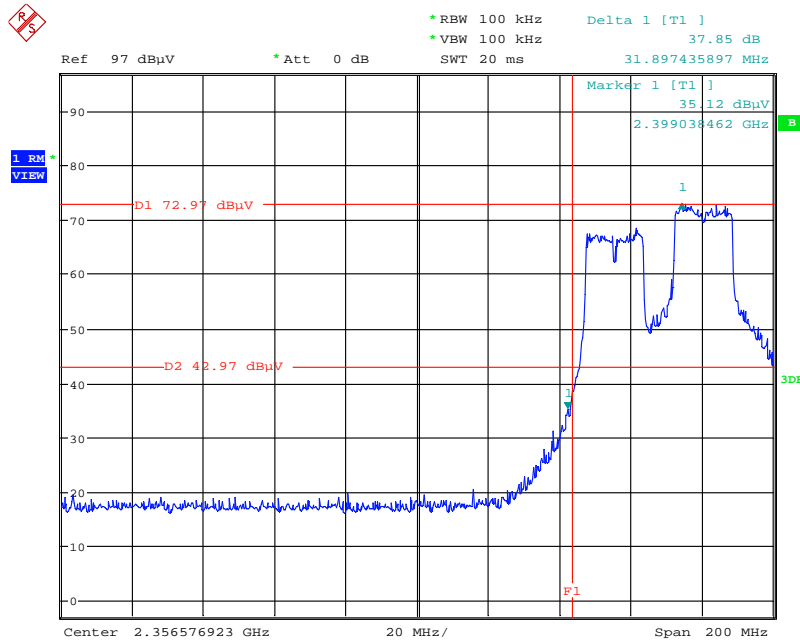
Date: 4.FEB.2012 18:40:04

High Band Edge Plot on Configuration IEEE 802.11b / Chain 1 / 2462 MHz / Mode 8 (1TX, 2RX)



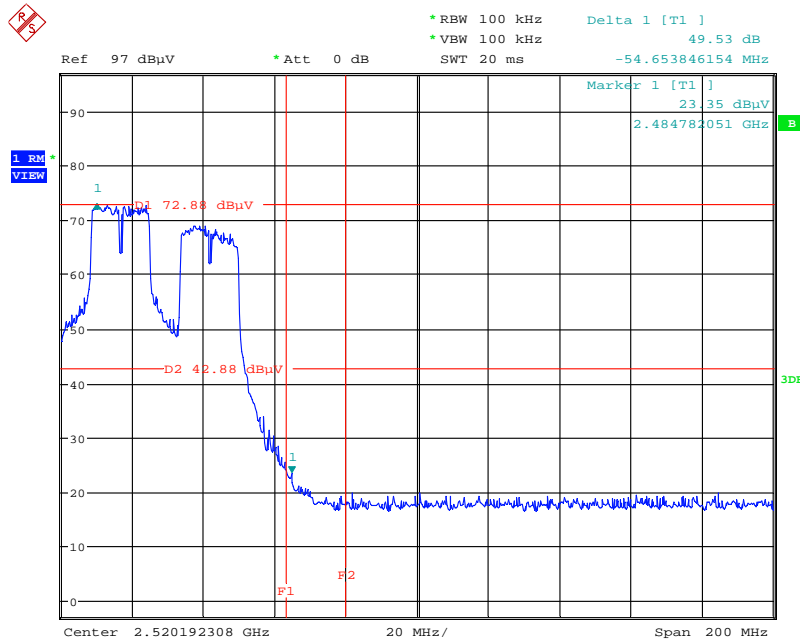
Date: 4.FEB.2012 18:41:27

Low Band Edge Plot on Configuration IEEE 802.11g / Chain 1 / 2412 MHz / Mode 8 (1TX, 2RX)



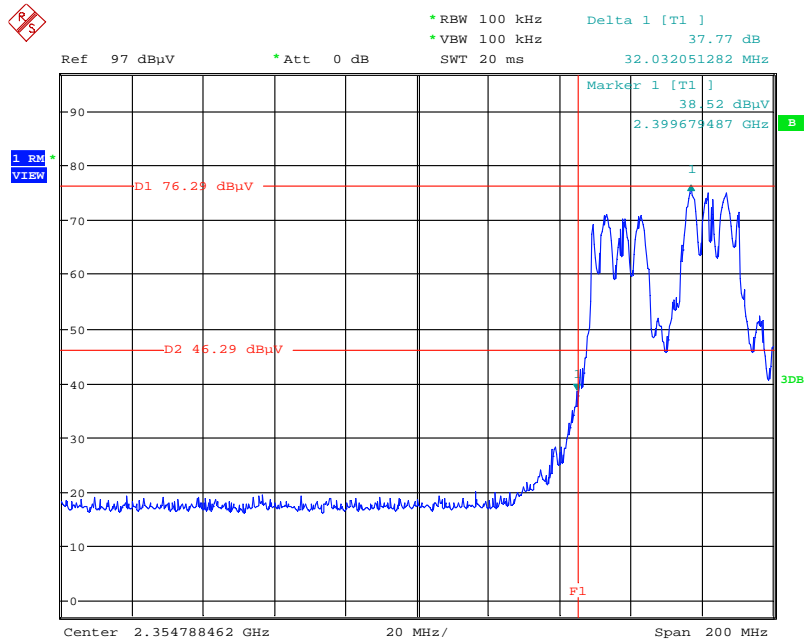
Date: 4.FEB.2012 18:45:01

High Band Edge Plot on Configuration IEEE 802.11g / Chain 1 / 2462 MHz / Mode 8 (1TX, 2RX)



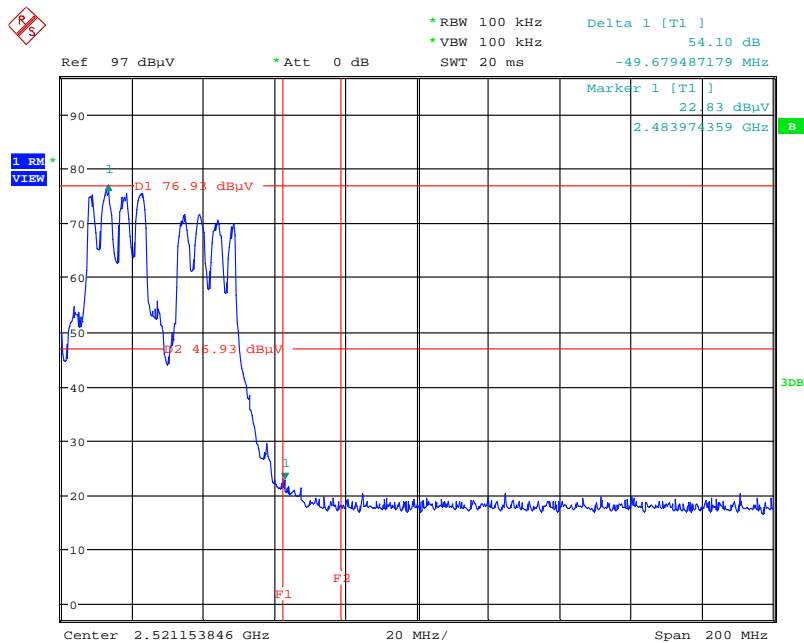
Date: 4.FEB.2012 18:43:04

Low Band Edge Plot on Configuration IEEE 802.11g / Chain 1 + Chain 2 / 2412 MHz / Mode 8 (2TX, 2RX)



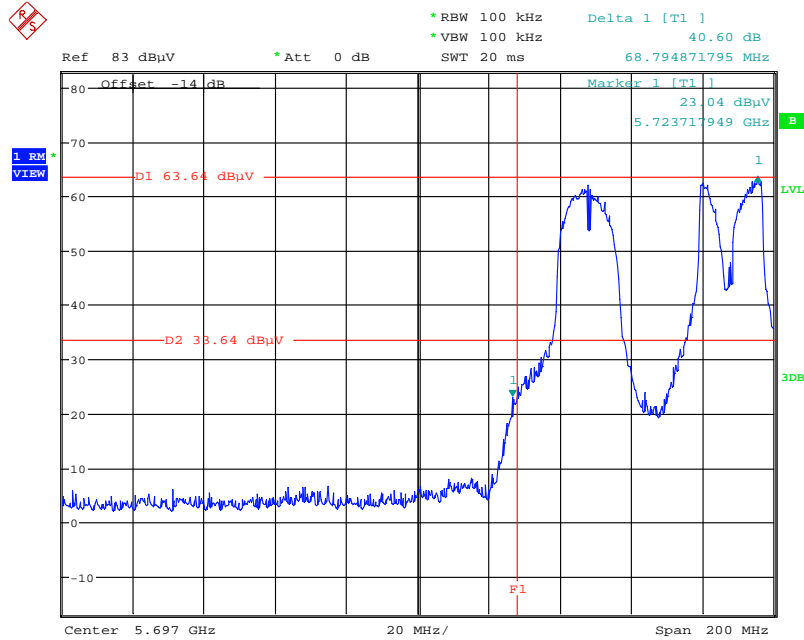
Date: 4.FEB.2012 18:26:05

High Band Edge Plot on Configuration IEEE 802.11g / Chain 1 + Chain 2 / 2462 MHz / Mode 8 (2TX, 2RX)



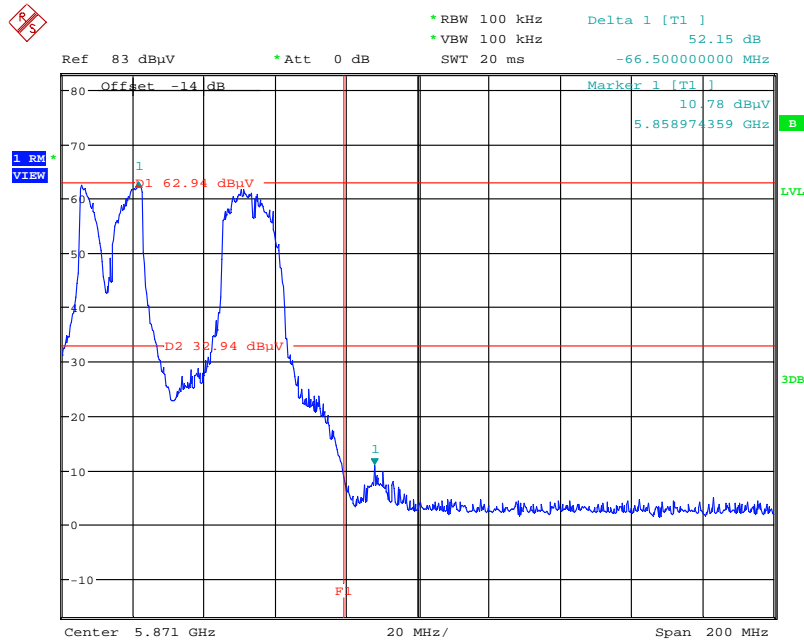
Date: 4.FEB.2012 18:28:09

**Low Band Edge Plot on Configuration IEEE 802.11n MCS0 20MHz / Chain 1 + Chain 2 / 5745 MHz/ Mode 9 (2TX, 2RX)**



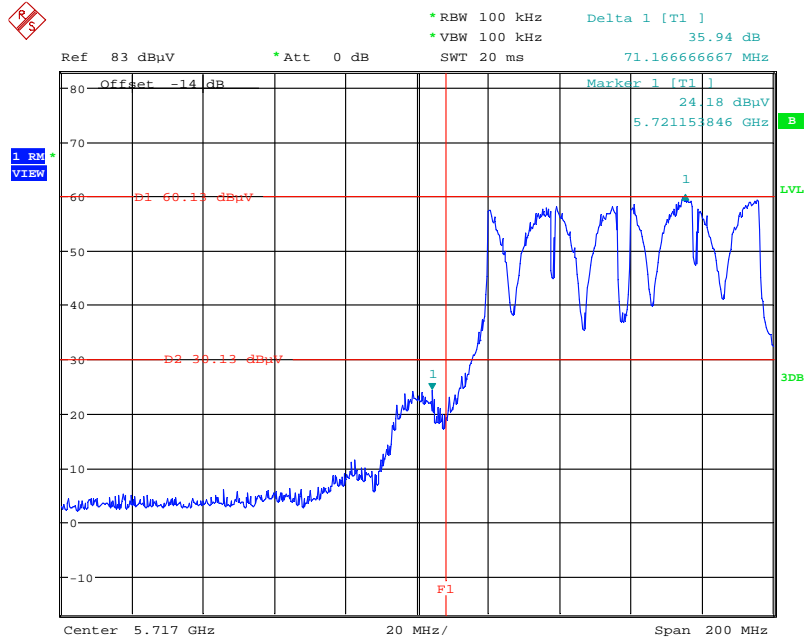
Date: 4.FEB.2012 01:57:09

**High Band Edge Plot on Configuration IEEE 802.11n MCS0 20MHz / Chain 1 + Chain 2 / 5825 MHz/ Mode 9 (2TX, 2RX)**



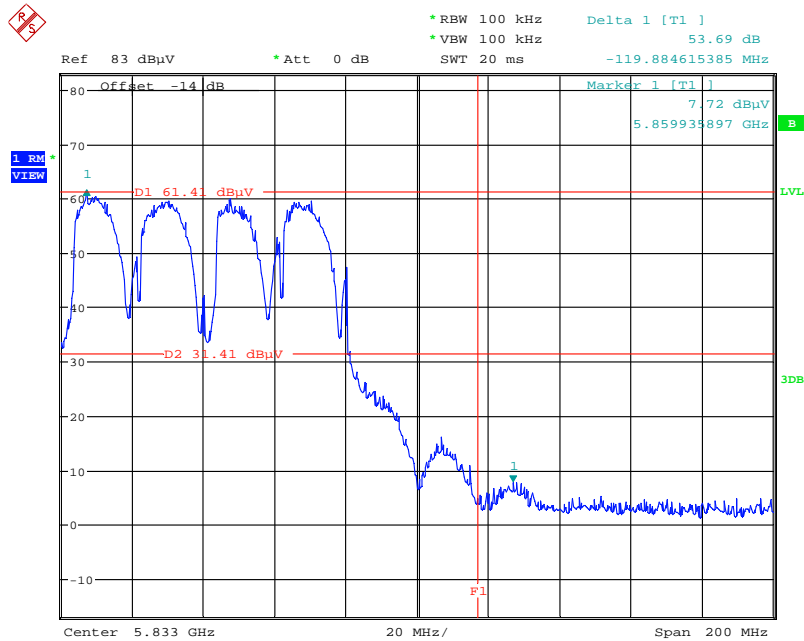
Date: 4.FEB.2012 01:58:40

**Low Band Edge Plot on Configuration IEEE 802.11n MCS0 40MHz / Chain 1 + Chain 2 / 5755 MHz / Mode 9 (2TX, 2RX)**



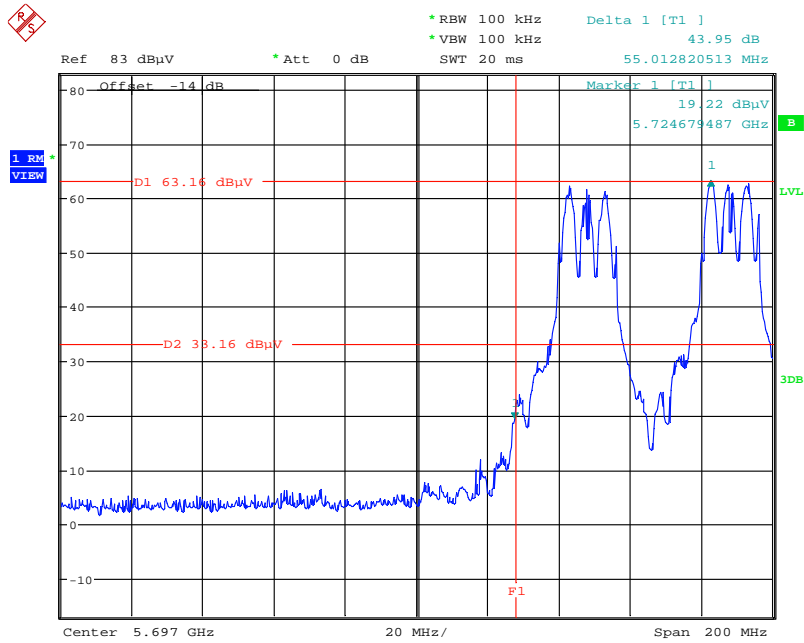
Date: 4.FEB.2012 02:01:58

**High Band Edge Plot on Configuration IEEE 802.11n MCS0 40MHz / Chain 1+Chain 2 / 5795 MHz / Mode 9 (2TX, 2RX)**



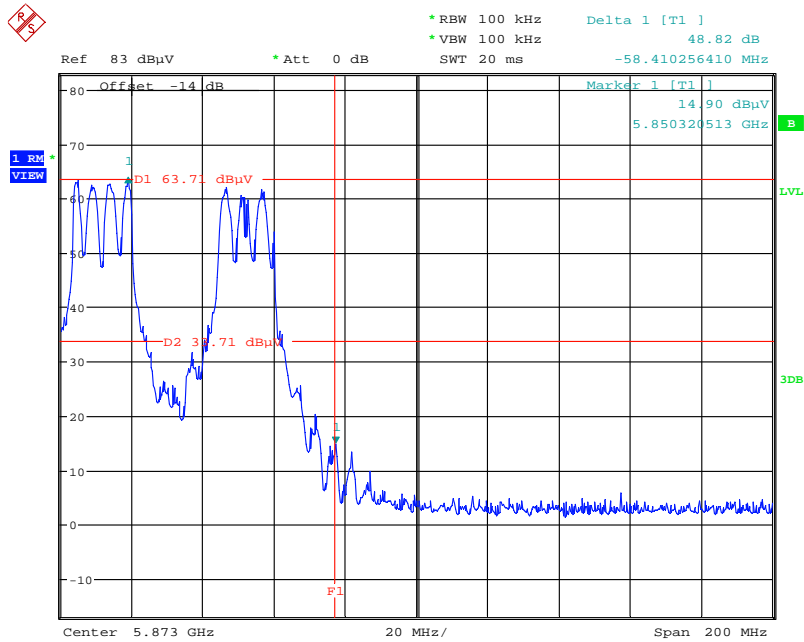
Date: 4.FEB.2012 02:05:01

Low Band Edge Plot on Configuration IEEE 802.11a / Chain 1 + Chain 2 / 5745 MHz / Mode 9 (2TX, 2RX)



Date: 4.FEB.2012 01:55:29

High Band Edge Plot on Configuration IEEE 802.11a / Chain 1 + Chain 2 / 5825 MHz / Mode 9 (2TX, 2RX)



Date: 4.FEB.2012 01:54:02

<b>Temperature</b>	24.5°C	<b>Humidity</b>	56%
<b>Test Engineer</b>	Dennis Su	<b>Configurations</b>	IEEE 802.11n MCS0 20MHz Ch 1, 6, 11 / Chain 2 ( 1TX, 2RX)
<b>Test date</b>	Feb. 03, 2012	<b>Test Mode</b>	Mode 10

**Channel 1**

	Freq	Level	Limit Line	Over Limit	Read Level	Cable Loss	Antenna Factor	Preamp Factor	Remark	A/Pos	T/Pos	Pol/Phase
	MHz	dBuV/m	dBuV/m	dB	dBuV	dB	dB/m	dB		cm	deg	
1	2389.60	66.69	74.00	-7.31	36.31	2.21	28.17	0.00	Peak	162	0	HORIZONTAL
2	2390.00	52.87	54.00	-1.13	22.48	2.22	28.17	0.00	Average	162	0	HORIZONTAL
3	2409.60	117.66	74.00			2.22	28.21	0.00	Peak	162	0	HORIZONTAL
4	2417.20	106.72	54.00			2.23	28.25	0.00	Average	162	0	HORIZONTAL
5	2483.50	48.85	54.00	-5.15	18.21	2.26	28.38	0.00	Average	162	0	HORIZONTAL
6	2488.30	62.34	74.00	-11.66	31.66	2.26	28.42	0.00	Peak	162	0	HORIZONTAL

Item 3, 4 are the fundamental frequency at 2412 MHz.

**Channel 6**

	Freq	Level	Limit Line	Over Limit	Read Level	Cable Loss	Antenna Factor	Preamp Factor	Remark	A/Pos	T/Pos	Pol/Phase
	MHz	dBuV/m	dBuV/m	dB	dBuV	dB	dB/m	dB		cm	deg	
1	2389.20	64.53	74.00	-9.47	34.15	2.21	28.17	0.00	Peak	157	0	HORIZONTAL
2	2390.00	52.90	54.00	-1.10	22.51	2.22	28.17	0.00	Average	157	0	HORIZONTAL
3	2441.40	108.76	54.00			2.24	28.29	0.00	Average	157	0	HORIZONTAL
4	2442.20	119.62	74.00			2.24	28.29	0.00	Peak	157	0	HORIZONTAL
5	2483.50	52.21	54.00	-1.79	21.57	2.26	28.38	0.00	Average	157	0	HORIZONTAL
6	2484.30	65.01	74.00	-8.99	34.37	2.26	28.38	0.00	Peak	157	0	HORIZONTAL

Item 3, 4 are the fundamental frequency at 2437MHz.

**Channel 11**

	Freq	Level	Limit Line	Over Limit	Read Level	Cable Loss	Antenna Factor	Preamp Factor	Remark	A/Pos	T/Pos	Pol/Phase
	MHz	dBuV/m	dBuV/m	dB	dBuV	dB	dB/m	dB		cm	deg	
1	2388.40	63.65	74.00	-10.35	33.27	2.21	28.17	0.00	Peak	155	5	HORIZONTAL
2	2390.00	50.49	54.00	-3.51	20.10	2.22	28.17	0.00	Average	155	5	HORIZONTAL
3	2454.80	115.72	74.00			2.24	28.33	0.00	Peak	155	5	HORIZONTAL
4	2455.60	105.85	54.00			2.24	28.33	0.00	Average	155	5	HORIZONTAL
5	2483.50	52.83	54.00	-1.17	22.19	2.26	28.38	0.00	Average	155	5	HORIZONTAL
6	2483.50	67.65	74.00	-6.35	37.01	2.26	28.38	0.00	Peak	155	5	HORIZONTAL

Item 3, 4 are the fundamental frequency at 2462 MHz.

<b>Temperature</b>	24.5°C	<b>Humidity</b>	56%
<b>Test Engineer</b>	Dennis Su	<b>Configurations</b>	IEEE 802.11n MCS0 40MHz Ch 3, 6, 9 / Chain 2 ( 1TX, 2RX)
<b>Test date</b>	Feb. 03, 2012	<b>Test Mode</b>	Mode 10

**Channel 3**

	Freq	Level	Limit Line	Over Limit	Read Level	CableAntenna Loss	Antenna Factor	Preamp Factor	Remark	A/Pos	T/Pos	Pol/Phase
	MHz	dBuV/m	dBuV/m	dB	dBuV	dB	dB/m	dB		cm	deg	
1	2389.60	70.62	74.00	-3.38	40.24	2.21	28.17	0.00	Peak	160	0	HORIZONTAL
2	2390.00	52.86	54.00	-1.14	22.47	2.22	28.17	0.00	Average	160	0	HORIZONTAL
3	2408.00	99.64	54.00			2.22	28.21	0.00	Average	160	0	HORIZONTAL
4	2416.80	110.49	74.00			2.23	28.21	0.00	Peak	160	0	HORIZONTAL

Item 3, 4 are the fundamental frequency at 2422 MHz.

**Channel 6**

	Freq	Level	Limit Line	Over Limit	Read Level	CableAntenna Loss	Antenna Factor	Preamp Factor	Remark	A/Pos	T/Pos	Pol/Phase
	MHz	dBuV/m	dBuV/m	dB	dBuV	dB	dB/m	dB		cm	deg	
1	2390.00	52.93	54.00	-1.07	22.54	2.22	28.17	0.00	Average	160	360	HORIZONTAL
2	2390.00	66.64	74.00	-7.36	36.25	2.22	28.17	0.00	Peak	160	360	HORIZONTAL
3	2424.20	104.55	54.00			2.23	28.25	0.00	Average	160	360	HORIZONTAL
4	2428.60	115.33	74.00			2.23	28.25	0.00	Peak	160	360	HORIZONTAL
5	2483.50	51.91	54.00	-2.09	21.27	2.26	28.38	0.00	Average	160	360	HORIZONTAL
6	2483.50	65.91	74.00	-8.09	35.27	2.26	28.38	0.00	Peak	160	360	HORIZONTAL

Item 3, 4 are the fundamental frequency at 2437MHz.

**Channel 9**

	Freq	Level	Limit Line	Over Limit	Read Level	CableAntenna Loss	Antenna Factor	Preamp Factor	Remark	A/Pos	T/Pos	Pol/Phase
	MHz	dBuV/m	dBuV/m	dB	dBuV	dB	dB/m	dB		cm	deg	
1	2440.00	99.43	54.00			2.23	28.29	0.00	Average	158	0	HORIZONTAL
2	2442.00	109.21	74.00			2.24	28.29	0.00	Peak	158	0	HORIZONTAL
3	2483.50	52.23	54.00	-1.77	21.59	2.26	28.38	0.00	Average	158	0	HORIZONTAL
4	2483.50	71.26	74.00	-2.74	40.62	2.26	28.38	0.00	Peak	158	0	HORIZONTAL

Item 1, 2 are the fundamental frequency at 2452 MHz.

Note:

Emission level (dBuV/m) = 20 log Emission level (uV/m).

Corrected Reading: Antenna Factor + Cable Loss + Read Level - Preamp Factor = Level.



<b>Temperature</b>	24.5°C	<b>Humidity</b>	56%
<b>Test Engineer</b>	Dennis Su	<b>Configurations</b>	IEEE 802.11b CH 1, 6, 11 / Chain 2 (1TX, 2RX)
<b>Test date</b>	Feb. 03, 2012	<b>Test Mode</b>	Mode 10

**Channel 1**

	Freq	Level	Limit	Over	Read	Cable	Antenna	Preamp	Remark	A/Pos	T/Pos	Pol/Phase
	MHz	dBuV/m	dBuV/m	dB	dBuV	dB	dB/m	dB		cm	deg	
1	2388.40	64.49	74.00	-9.51	34.11	2.21	28.17	0.00	Peak	162	3	HORIZONTAL
2	2390.00	52.90	54.00	-1.10	22.51	2.22	28.17	0.00	Average	162	3	HORIZONTAL
3	2413.20	120.43	74.00			2.22	28.21	0.00	Peak	162	3	HORIZONTAL
4	2413.60	116.63	54.00			2.22	28.21	0.00	Average	162	3	HORIZONTAL
5	2488.30	62.98	74.00	-11.02	32.30	2.26	28.42	0.00	Peak	162	3	HORIZONTAL
6	2488.70	50.17	54.00	-3.83	19.49	2.26	28.42	0.00	Average	162	3	HORIZONTAL

Item 3, 4 are the fundamental frequency at 2412 MHz.

**Channel 6**

	Freq	Level	Limit	Over	Read	Cable	Antenna	Preamp	Remark	A/Pos	T/Pos	Pol/Phase
	MHz	dBuV/m	dBuV/m	dB	dBuV	dB	dB/m	dB		cm	deg	
1	2389.20	64.81	74.00	-9.19	34.43	2.21	28.17	0.00	Peak	158	0	HORIZONTAL
2	2390.00	52.98	54.00	-1.02	22.59	2.22	28.17	0.00	Average	158	0	HORIZONTAL
3	2438.20	122.13	74.00			2.23	28.29	0.00	Peak	158	0	HORIZONTAL
4	2438.60	118.47	54.00			2.23	28.29	0.00	Average	158	0	HORIZONTAL
5	2483.50	51.88	54.00	-2.12	21.24	2.26	28.38	0.00	Average	158	0	HORIZONTAL
6	2485.10	64.25	74.00	-9.75	33.57	2.26	28.42	0.00	Peak	158	0	HORIZONTAL

Item 3, 4 are the fundamental frequency at 2437 MHz.

**Channel 11**

	Freq	Level	Limit	Over	Read	Cable	Antenna	Preamp	Remark	A/Pos	T/Pos	Pol/Phase
	MHz	dBuV/m	dBuV/m	dB	dBuV	dB	dB/m	dB		cm	deg	
1	2386.00	52.07	54.00	-1.93	21.69	2.21	28.17	0.00	Average	157	4	HORIZONTAL
2	2386.00	64.29	74.00	-9.71	33.91	2.21	28.17	0.00	Peak	157	4	HORIZONTAL
3	2460.40	115.97	54.00			2.24	28.33	0.00	Average	157	4	HORIZONTAL
4	2462.80	119.66	74.00			2.24	28.33	0.00	Peak	157	4	HORIZONTAL
5	2483.50	52.94	54.00	-1.06	22.30	2.26	28.38	0.00	Average	157	4	HORIZONTAL
6	2485.50	63.77	74.00	-10.23	33.09	2.26	28.42	0.00	Peak	157	4	HORIZONTAL

Item 3, 4 are the fundamental frequency at 2462 MHz.

<b>Temperature</b>	24.5°C	<b>Humidity</b>	56%
<b>Test Engineer</b>	Dennis Su	<b>Configurations</b>	IEEE 802.11g CH 1, 6, 11 / Chain 2 ( 1TX, 2RX)
<b>Test date</b>	Feb. 03, 2012	<b>Test Mode</b>	Mode 10

**Channel 1**

	Freq	Level	Limit	Over	Read	Cable	Antenna	Preamp	Remark	A/Pos	T/Pos	Pol/Phase
	MHz	dBuV/m	dBuV/m	dB	dBuV	dB	dB/m	dB		cm	deg	
1	2390.00	52.47	54.00	-1.53	22.08	2.22	28.17	0.00	Average	162	0	HORIZONTAL
2	2390.00	64.81	74.00	-9.19	34.42	2.22	28.17	0.00	Peak	162	0	HORIZONTAL
3	2416.40	117.37	74.00			2.23	28.21	0.00	Peak	162	0	HORIZONTAL
4	2416.80	107.37	54.00			2.23	28.21	0.00	Average	162	0	HORIZONTAL
5	2483.90	61.37	74.00	-12.63	30.73	2.26	28.38	0.00	Peak	162	0	HORIZONTAL
6	2484.70	48.75	54.00	-5.25	18.11	2.26	28.38	0.00	Average	162	0	HORIZONTAL

Item 3, 4 are the fundamental frequency at 2412 MHz.

**Channel 6**

	Freq	Level	Limit	Over	Read	Cable	Antenna	Preamp	Remark	A/Pos	T/Pos	Pol/Phase
	MHz	dBuV/m	dBuV/m	dB	dBuV	dB	dB/m	dB		cm	deg	
1	2390.00	51.20	54.00	-2.80	20.81	2.22	28.17	0.00	Average	162	0	HORIZONTAL
2	2390.00	63.71	74.00	-10.29	33.32	2.22	28.17	0.00	Peak	162	0	HORIZONTAL
3	2430.20	108.26	54.00			2.23	28.25	0.00	Average	162	0	HORIZONTAL
4	2442.20	118.50	74.00			2.24	28.29	0.00	Peak	162	0	HORIZONTAL
5	2483.50	49.66	54.00	-4.34	19.02	2.26	28.38	0.00	Average	162	0	HORIZONTAL
6	2483.90	61.85	74.00	-12.15	31.21	2.26	28.38	0.00	Peak	162	0	HORIZONTAL

Item 3, 4 are the fundamental frequency at 2437 MHz.

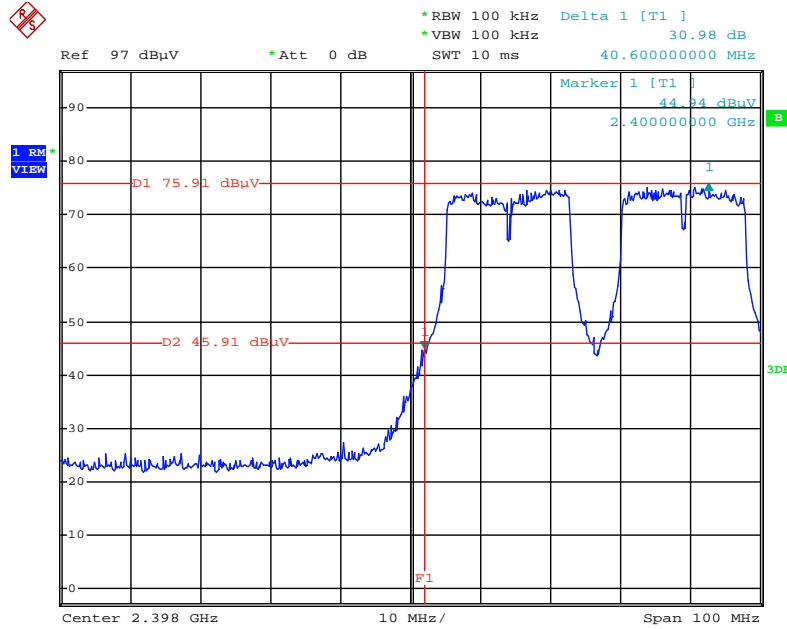
**Channel 11**

	Freq	Level	Limit	Over	Read	Cable	Antenna	Preamp	Remark	A/Pos	T/Pos	Pol/Phase
	MHz	dBuV/m	dBuV/m	dB	dBuV	dB	dB/m	dB		cm	deg	
1	2388.80	63.05	74.00	-10.95	32.67	2.21	28.17	0.00	Peak	154	0	HORIZONTAL
2	2389.60	50.17	54.00	-3.83	19.79	2.21	28.17	0.00	Average	154	0	HORIZONTAL
3	2455.20	106.40	54.00			2.24	28.33	0.00	Average	154	0	HORIZONTAL
4	2458.80	116.43	74.00			2.24	28.33	0.00	Peak	154	0	HORIZONTAL
5	2483.50	52.48	54.00	-1.52	21.84	2.26	28.38	0.00	Average	154	0	HORIZONTAL
6	2483.50	66.68	74.00	-7.32	36.04	2.26	28.38	0.00	Peak	154	0	HORIZONTAL

Item 3, 4 are the fundamental frequency at 2462 MHz.

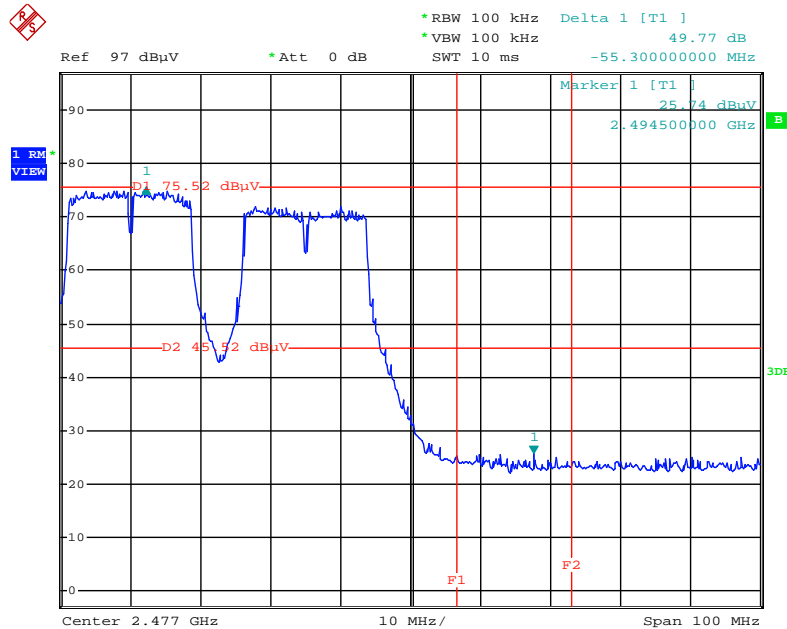
**For Emission not in Restricted Band**

**Low Band Edge Plot on Configuration IEEE 802.11n MCS0 20MHz / Chain 2 / 2412 MHz / Mode 10 (1TX, 2RX)**



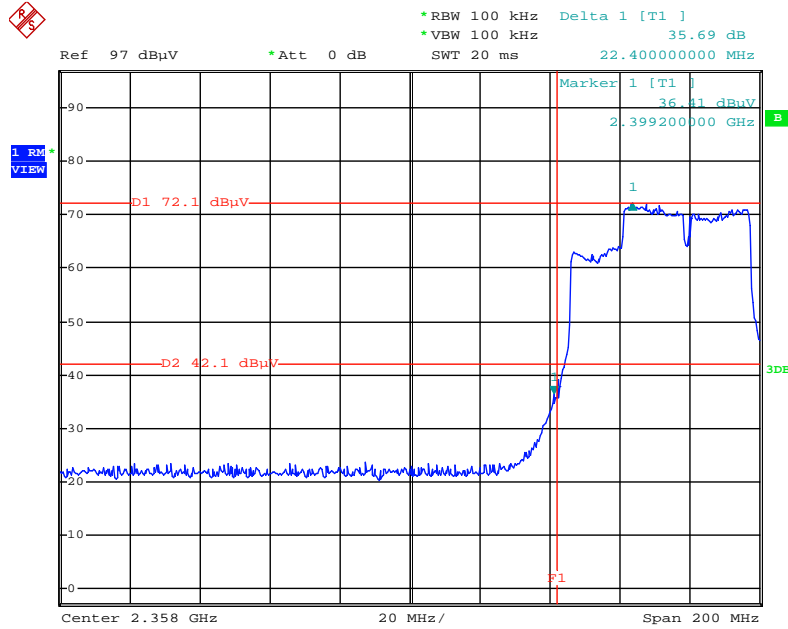
Date: 27.DEC.2011 16:37:25

**High Band Edge Plot on Configuration IEEE 802.11n MCS0 20MHz / Chain 2 / 2462 MHz / Mode 10 (1TX, 2RX)**



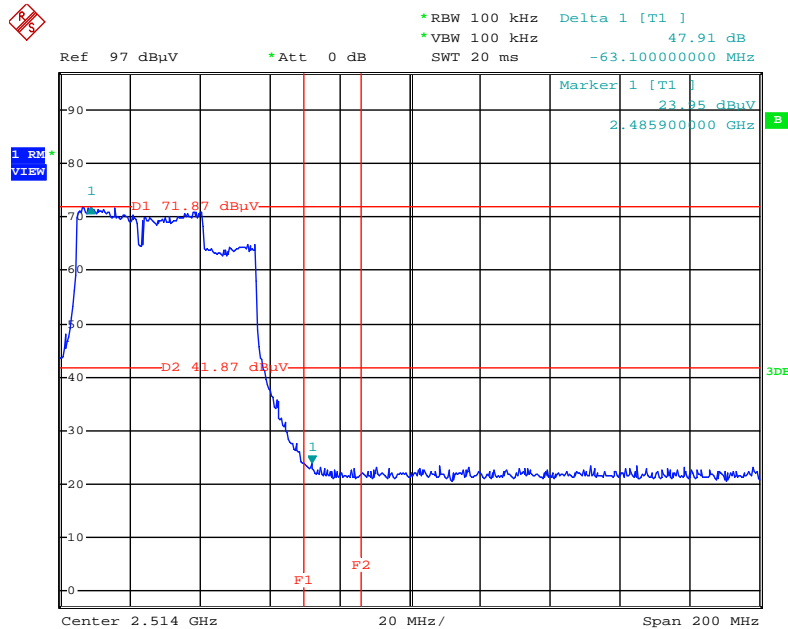
Date: 27.DEC.2011 16:35:11

**Low Band Edge Plot on Configuration IEEE 802.11n MCS0 40MHz / Chain 2 / 2422 MHz / Mode 10 (1TX, 2RX)**



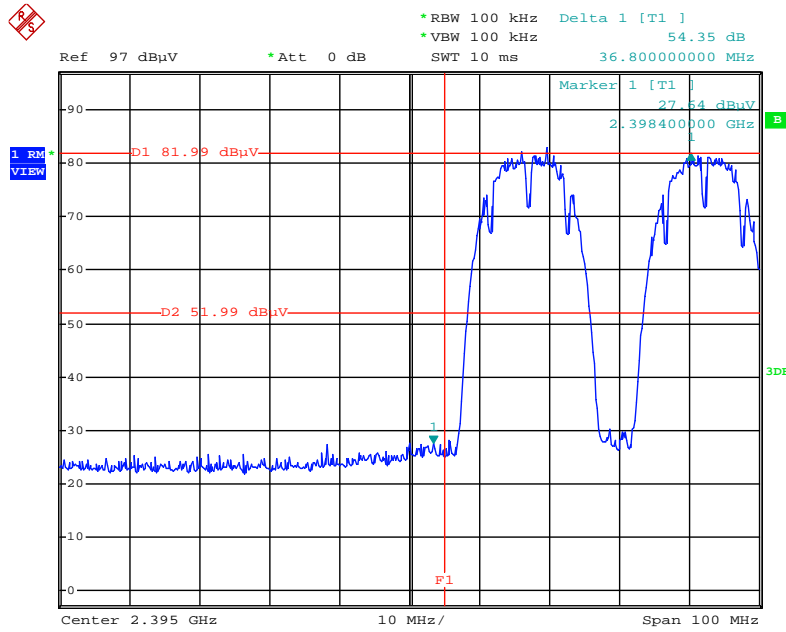
Date: 27.DEC.2011 16:41:54

**High Band Edge Plot on Configuration IEEE 802.11n MCS0 40MHz / Chain 2 / 2452 MHz / Mode 10 (1TX, 2RX)**



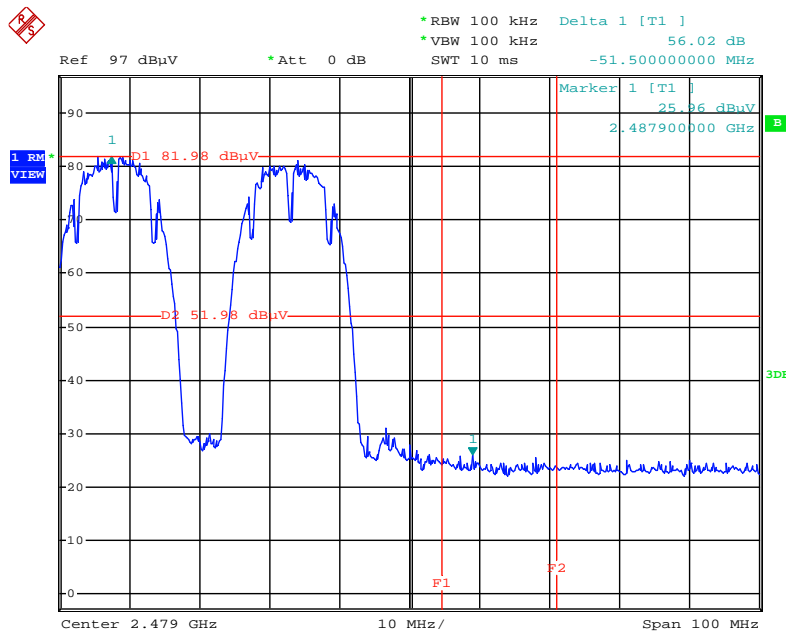
Date: 27.DEC.2011 16:43:56

Low Band Edge Plot on Configuration IEEE 802.11b / Chain 2 / 2412 MHz / Mode 10 (1TX, 2RX)



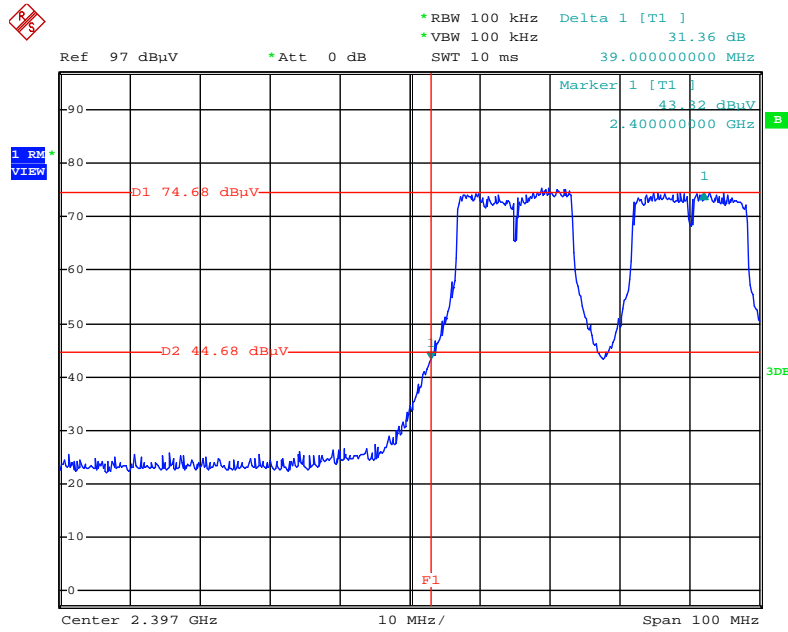
Date: 27.DEC.2011 16:07:05

High Band Edge Plot on Configuration IEEE 802.11b / Chain 2 / 2462 MHz / Mode 10 (1TX, 2RX)



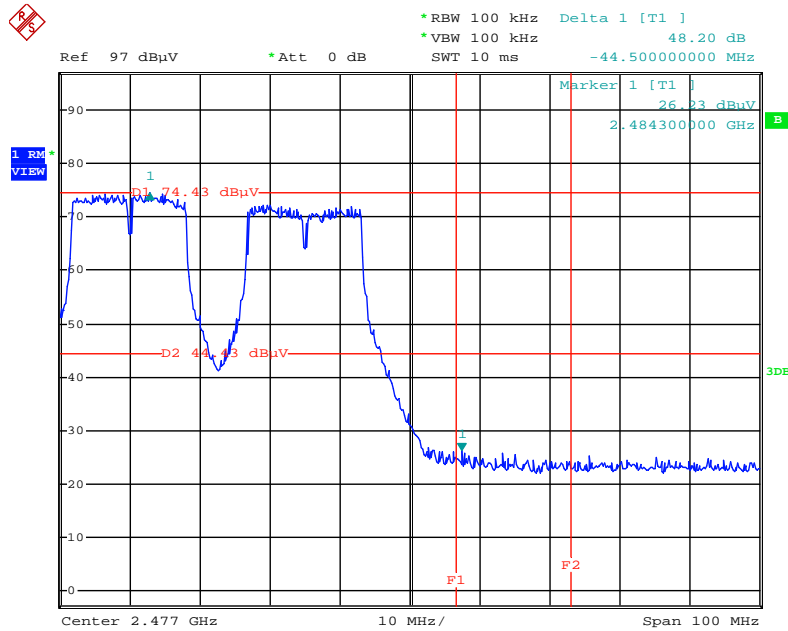
Date: 27.DEC.2011 16:03:03

Low Band Edge Plot on Configuration IEEE 802.11g / Chain 2 / 2412 MHz / Mode 10 (1TX, 2RX)



Date: 27.DEC.2011 16:29:04

High Band Edge Plot on Configuration IEEE 802.11g / Chain 2 / 2462 MHz / Mode 10 (1TX, 2RX)



Date: 27.DEC.2011 16:31:03

<b>Temperature</b>	24.5°C	<b>Humidity</b>	56%
<b>Test Engineer</b>	Wen Chao	<b>Configurations</b>	IEEE 802.11n MCS0 20MHz Ch 1, 6, 11 / Chain 1 ( 1TX, 2RX)
<b>Test date</b>	Feb. 07, 2012	<b>Test Mode</b>	Mode 11

**Channel 1**

	Freq	Level	Limit Line	Over Limit	Read Level	CableAntenna Loss	Antenna Factor	Preamp Factor	Remark	A/Pos	T/Pos	Pol/Phase
	MHz	dBuV/m	dBuV/m	dB	dBuV	dB	dB/m	dB		cm	deg	
1	2388.40	69.05	74.00	-4.95	38.67	2.21	28.17	0.00	Peak	164	180	HORIZONTAL
2	2390.00	52.86	54.00	-1.14	22.47	2.22	28.17	0.00	Average	164	180	HORIZONTAL
3	2409.80	108.12	54.00			2.22	28.21	0.00	Average	164	180	HORIZONTAL
4	2414.60	117.40	74.00			2.22	28.21	0.00	Peak	164	180	HORIZONTAL

Item 3, 4 are the fundamental frequency at 2412 MHz.

**Channel 6**

	Freq	Level	Limit Line	Over Limit	Read Level	CableAntenna Loss	Antenna Factor	Preamp Factor	Remark	A/Pos	T/Pos	Pol/Phase
	MHz	dBuV/m	dBuV/m	dB	dBuV	dB	dB/m	dB		cm	deg	
1	2390.00	53.00	54.00	-1.00	22.61	2.22	28.17	0.00	Average	164	181	HORIZONTAL
2	2390.00	63.86	74.00	-10.14	33.47	2.22	28.17	0.00	Peak	164	181	HORIZONTAL
3	2431.00	118.29	74.00			2.23	28.25	0.00	Peak	164	181	HORIZONTAL
4	2431.20	108.75	54.00			2.23	28.25	0.00	Average	164	181	HORIZONTAL
5	2483.50	64.06	74.00	-9.94	33.42	2.26	28.38	0.00	Peak	164	181	HORIZONTAL
6	2483.56	51.93	54.00	-2.07	21.29	2.26	28.38	0.00	Average	164	181	HORIZONTAL

Item 3, 4 are the fundamental frequency at 2437MHz.

**Channel 11**

	Freq	Level	Limit Line	Over Limit	Read Level	CableAntenna Loss	Antenna Factor	Preamp Factor	Remark	A/Pos	T/Pos	Pol/Phase
	MHz	dBuV/m	dBuV/m	dB	dBuV	dB	dB/m	dB		cm	deg	
1	2382.00	52.64	54.00	-1.36	22.30	2.21	28.13	0.00	Average	140	179	HORIZONTAL
2	2390.00	63.22	74.00	-10.78	32.83	2.22	28.17	0.00	Peak	140	179	HORIZONTAL
3	2456.40	114.40	74.00			2.24	28.33	0.00	Peak	140	179	HORIZONTAL
4	2457.20	105.54	54.00			2.24	28.33	0.00	Average	140	179	HORIZONTAL
5	2483.50	51.44	54.00	-2.56	20.80	2.26	28.38	0.00	Average	140	179	HORIZONTAL
6	2483.90	64.75	74.00	-9.25	34.11	2.26	28.38	0.00	Peak	140	179	HORIZONTAL

Item 3, 4 are the fundamental frequency at 2462 MHz.

<b>Temperature</b>	24.5°C	<b>Humidity</b>	56%
<b>Test Engineer</b>	Wen Chao	<b>Configurations</b>	IEEE 802.11n MCS0 40MHz Ch 3, 6, 9 / Chain 1 ( 1TX, 2RX)
<b>Test date</b>	Feb. 07, 2012	<b>Test Mode</b>	Mode 11

**Channel 3**

	Freq	Level	Limit Line	Over Limit	Read Level	Cable Loss	Antenna Factor	Preamp Factor	Remark	A/Pos	T/Pos	Pol/Phase
	MHz	dBuV/m	dBuV/m	dB	dBuV	dB	dB/m	dB		cm	deg	
1	2390.00	52.81	54.00	-1.19	22.42	2.22	28.17	0.00	Average	166	179	HORIZONTAL
2	2390.00	72.61	74.00	-1.39	42.22	2.22	28.17	0.00	Peak	166	179	HORIZONTAL
3	2426.40	108.26	74.00			2.23	28.25	0.00	Peak	166	179	HORIZONTAL
4	2432.80	99.02	54.00			2.23	28.25	0.00	Average	166	179	HORIZONTAL

Item 3, 4 are the fundamental frequency at 2422 MHz.

**Channel 6**

	Freq	Level	Limit Line	Over Limit	Read Level	Cable Loss	Antenna Factor	Preamp Factor	Remark	A/Pos	T/Pos	Pol/Phase
	MHz	dBuV/m	dBuV/m	dB	dBuV	dB	dB/m	dB		cm	deg	
1	2388.00	71.37	74.00	-2.63	40.99	2.21	28.17	0.00	Peak	162	177	HORIZONTAL
2	2390.00	52.52	54.00	-1.48	22.13	2.22	28.17	0.00	Average	162	177	HORIZONTAL
3	2424.20	106.81	54.00			2.23	28.25	0.00	Average	162	177	HORIZONTAL
4	2424.60	116.19	74.00			2.23	28.25	0.00	Peak	162	177	HORIZONTAL
5	2483.50	52.39	54.00	-1.61	21.75	2.26	28.38	0.00	Average	162	177	HORIZONTAL
6	2484.70	71.10	74.00	-2.90	40.46	2.26	28.38	0.00	Peak	162	177	HORIZONTAL

Item 3, 4 are the fundamental frequency at 2437MHz.

**Channel 9**

	Freq	Level	Limit Line	Over Limit	Read Level	Cable Loss	Antenna Factor	Preamp Factor	Remark	A/Pos	T/Pos	Pol/Phase
	MHz	dBuV/m	dBuV/m	dB	dBuV	dB	dB/m	dB		cm	deg	
1	2434.80	99.36	54.00			2.23	28.29	0.00	Average	163	176	HORIZONTAL
2	2435.60	108.63	74.00			2.23	28.29	0.00	Peak	163	176	HORIZONTAL
3	2483.50	52.99	54.00	-1.01	22.35	2.26	28.38	0.00	Average	163	176	HORIZONTAL
4	2484.30	71.32	74.00	-2.68	40.68	2.26	28.38	0.00	Peak	163	176	HORIZONTAL

Item 1, 2 are the fundamental frequency at 2452 MHz.

Note:

Emission level (dBuV/m) = 20 log Emission level (uV/m).

Corrected Reading: Antenna Factor + Cable Loss + Read Level - Preamp Factor = Level.



<b>Temperature</b>	24.5°C	<b>Humidity</b>	56%
<b>Test Engineer</b>	Wen Chao	<b>Configurations</b>	IEEE 802.11b CH 1, 6, 11 / Chain 1 ( 1TX, 2RX)
<b>Test date</b>	Feb. 07, 2012	<b>Test Mode</b>	Mode 11

**Channel 1**

	Freq	Level	Limit Line	Over Limit	Read Level	CableAntenna Loss	Antenna Factor	Preamp Factor	Remark	A/Pos	T/Pos	Pol/Phase
	MHz	dBuV/m	dBuV/m	dB	dBuV	dB	dB/m	dB		cm	deg	
1	2386.00	63.39	74.00	-10.61	33.01	2.21	28.17	0.00	Peak	168	175	HORIZONTAL
2	2387.20	52.79	54.00	-1.21	22.41	2.21	28.17	0.00	Average	168	175	HORIZONTAL
3	2410.40	116.74	54.00			2.22	28.21	0.00	Average	168	175	HORIZONTAL
4	2411.20	120.25	74.00			2.22	28.21	0.00	Peak	168	175	HORIZONTAL
5	2483.50	49.43	54.00	-4.57	18.79	2.26	28.38	0.00	Average	168	175	HORIZONTAL
6	2483.90	60.99	74.00	-13.01	30.35	2.26	28.38	0.00	Peak	168	175	HORIZONTAL

Item 3, 4 are the fundamental frequency at 2412 MHz.

**Channel 6**

	Freq	Level	Limit Line	Over Limit	Read Level	CableAntenna Loss	Antenna Factor	Preamp Factor	Remark	A/Pos	T/Pos	Pol/Phase
	MHz	dBuV/m	dBuV/m	dB	dBuV	dB	dB/m	dB		cm	deg	
1	2389.60	62.32	74.00	-11.68	31.94	2.21	28.17	0.00	Peak	163	172	HORIZONTAL
2	2390.00	52.83	54.00	-1.17	22.44	2.22	28.17	0.00	Average	163	172	HORIZONTAL
3	2435.20	114.89	54.00			2.23	28.29	0.00	Average	163	172	HORIZONTAL
4	2436.00	118.21	74.00			2.23	28.29	0.00	Peak	163	172	HORIZONTAL
5	2483.50	51.60	54.00	-2.40	20.96	2.26	28.38	0.00	Average	163	172	HORIZONTAL
6	2484.10	61.55	74.00	-12.45	30.91	2.26	28.38	0.00	Peak	163	172	HORIZONTAL

tem 3, 4 are the fundamental frequency at 2437 MHz.

**Channel 11**

	Freq	Level	Limit Line	Over Limit	Read Level	CableAntenna Loss	Antenna Factor	Preamp Factor	Remark	A/Pos	T/Pos	Pol/Phase
	MHz	dBuV/m	dBuV/m	dB	dBuV	dB	dB/m	dB		cm	deg	
1	2383.60	52.95	54.00	-1.05	22.57	2.21	28.17	0.00	Average	165	177	HORIZONTAL
2	2389.20	62.56	74.00	-11.44	32.18	2.21	28.17	0.00	Peak	165	177	HORIZONTAL
3	2460.40	115.70	54.00			2.24	28.33	0.00	Average	165	177	HORIZONTAL
4	2461.20	119.09	74.00			2.24	28.33	0.00	Peak	165	177	HORIZONTAL
5	2483.50	51.82	54.00	-2.18	21.18	2.26	28.38	0.00	Average	165	177	HORIZONTAL
6	2483.50	62.42	74.00	-11.58	31.78	2.26	28.38	0.00	Peak	165	177	HORIZONTAL

Item 3, 4 are the fundamental frequency at 2462 MHz.

<b>Temperature</b>	24.5°C	<b>Humidity</b>	56%
<b>Test Engineer</b>	Wen Chao	<b>Configurations</b>	IEEE 802.11g CH 1, 6, 11 / Chain 1 (1TX, 2RX)
<b>Test date</b>	Feb. 07, 2012	<b>Test Mode</b>	Mode 11

**Channel 1**

	Freq	Level	Limit Line	Over Limit	Read Level	Cable Loss	Antenna Factor	Preamp Factor	Remark	A/Pos	T/Pos	Pol/Phase
	MHz	dBuV/m	dBuV/m	dB	dBuV	dB	dB/m	dB		cm	deg	
1	2387.80	71.79	74.00	-2.21	41.41	2.21	28.17	0.00	Peak	165	177	HORIZONTAL
2	2390.00	52.68	54.00	-1.32	22.29	2.22	28.17	0.00	Average	165	177	HORIZONTAL
3	2409.40	118.96	74.00			2.22	28.21	0.00	Peak	165	177	HORIZONTAL
4	2410.00	108.74	54.00			2.22	28.21	0.00	Average	165	177	HORIZONTAL

Item 3, 4 are the fundamental frequency at 2412 MHz.

**Channel 6**

	Freq	Level	Limit Line	Over Limit	Read Level	Cable Loss	Antenna Factor	Preamp Factor	Remark	A/Pos	T/Pos	Pol/Phase
	MHz	dBuV/m	dBuV/m	dB	dBuV	dB	dB/m	dB		cm	deg	
1	2388.60	64.67	74.00	-9.33	34.29	2.21	28.17	0.00	Peak	163	181	HORIZONTAL
2	2390.00	52.97	54.00	-1.03	22.58	2.22	28.17	0.00	Average	163	181	HORIZONTAL
3	2431.40	108.56	54.00			2.23	28.25	0.00	Average	163	181	HORIZONTAL
4	2434.20	118.54	74.00			2.23	28.29	0.00	Peak	163	181	HORIZONTAL
5	2483.50	52.08	54.00	-1.92	21.44	2.26	28.38	0.00	Average	163	181	HORIZONTAL
6	2485.10	64.21	74.00	-9.79	33.53	2.26	28.42	0.00	Peak	163	181	HORIZONTAL

Item 3, 4 are the fundamental frequency at 2437 MHz.

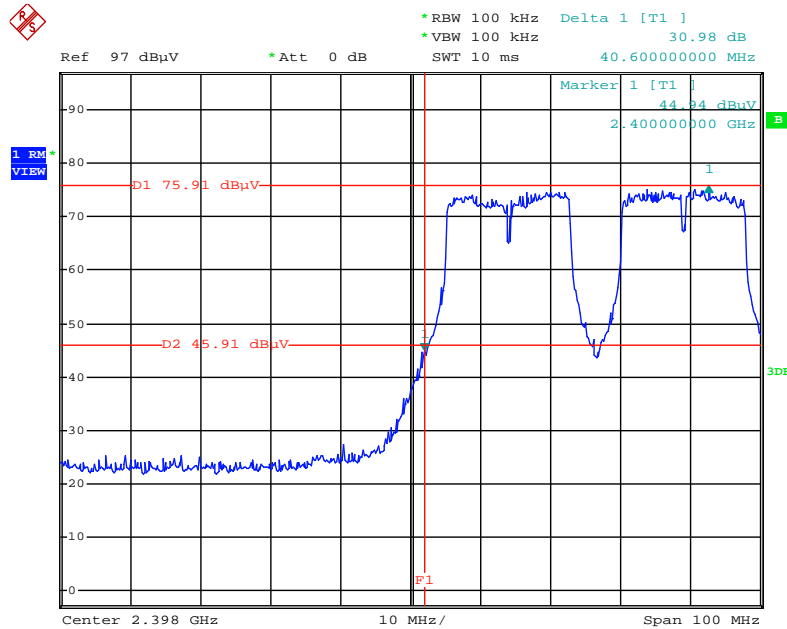
**Channel 11**

	Freq	Level	Limit Line	Over Limit	Read Level	Cable Loss	Antenna Factor	Preamp Factor	Remark	A/Pos	T/Pos	Pol/Phase
	MHz	dBuV/m	dBuV/m	dB	dBuV	dB	dB/m	dB		cm	deg	
1	2381.60	52.39	54.00	-1.61	22.05	2.21	28.13	0.00	Average	167	178	HORIZONTAL
2	2381.60	62.71	74.00	-11.29	32.37	2.21	28.13	0.00	Peak	167	178	HORIZONTAL
3	2456.80	105.29	54.00			2.24	28.33	0.00	Average	167	178	HORIZONTAL
4	2457.60	115.06	74.00			2.24	28.33	0.00	Peak	167	178	HORIZONTAL
5	2483.50	49.89	54.00	-4.11	19.25	2.26	28.38	0.00	Average	167	178	HORIZONTAL
6	2483.50	61.84	74.00	-12.16	31.20	2.26	28.38	0.00	Peak	167	178	HORIZONTAL

Item 3, 4 are the fundamental frequency at 2462 MHz.

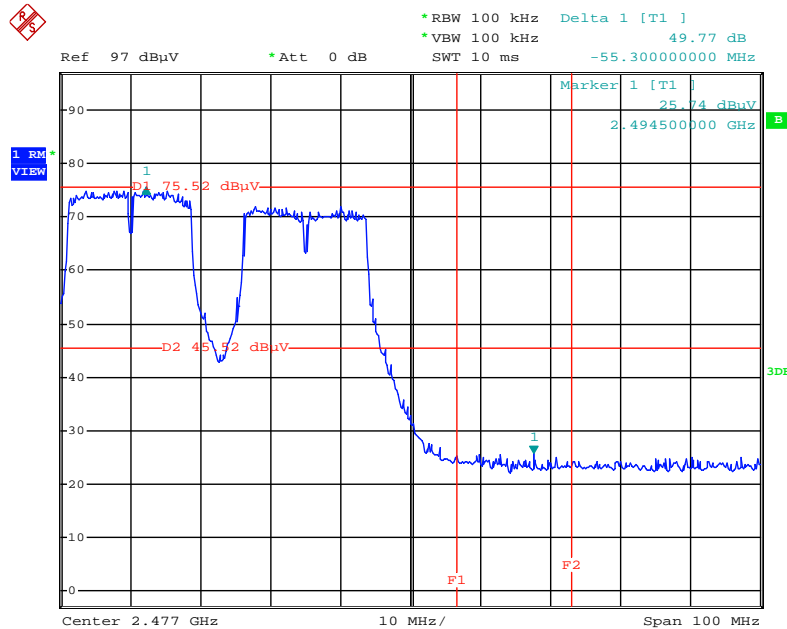
**For Emission not in Restricted Band**

**Low Band Edge Plot on Configuration IEEE 802.11n MCS0 20MHz / Chain 1 / 2412 MHz / Mode 11 (1TX, 2RX)**



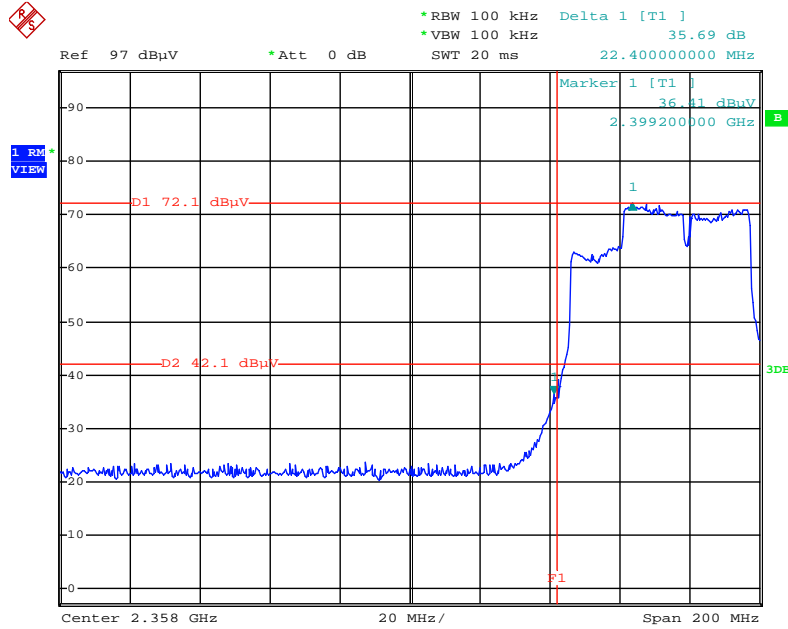
Date: 27.DEC.2011 16:37:25

**High Band Edge Plot on Configuration IEEE 802.11n MCS0 20MHz / Chain 1 / 2462 MHz / Mode 11 (1TX, 2RX)**



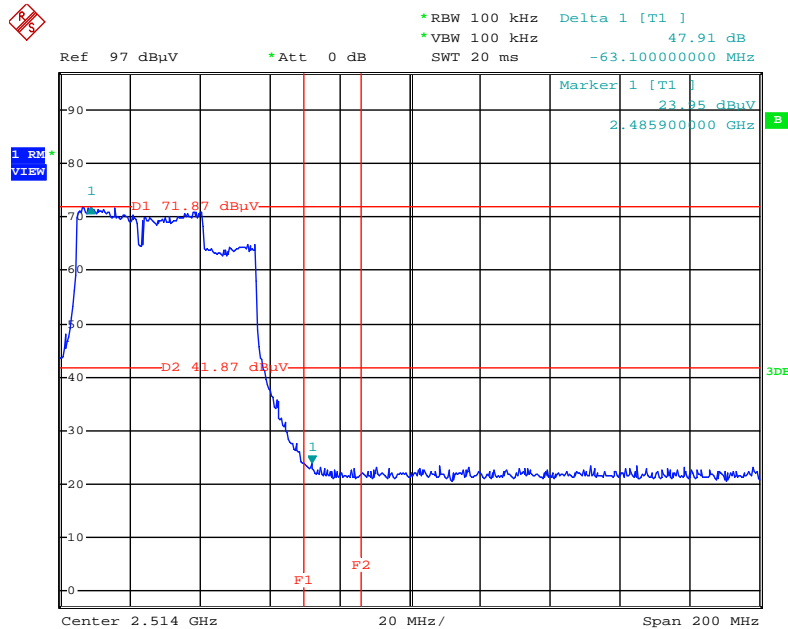
Date: 27.DEC.2011 16:35:11

**Low Band Edge Plot on Configuration IEEE 802.11n MCS0 40MHz / Chain 1/ 2422 MHz / Mode 11 (1TX, 2RX)**



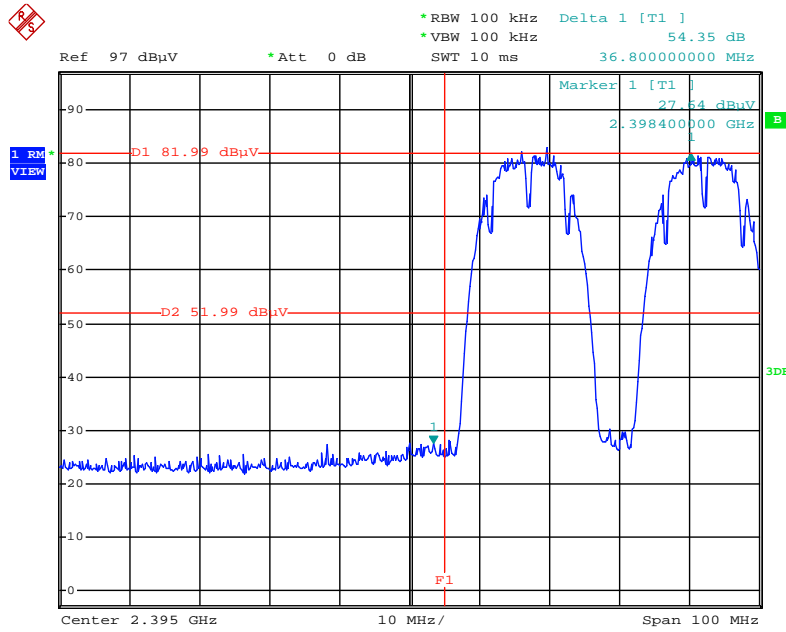
Date: 27.DEC.2011 16:41:54

**High Band Edge Plot on Configuration IEEE 802.11n MCS0 40MHz / Chain 1/ 2452 MHz / Mode 11 (1TX, 2RX)**



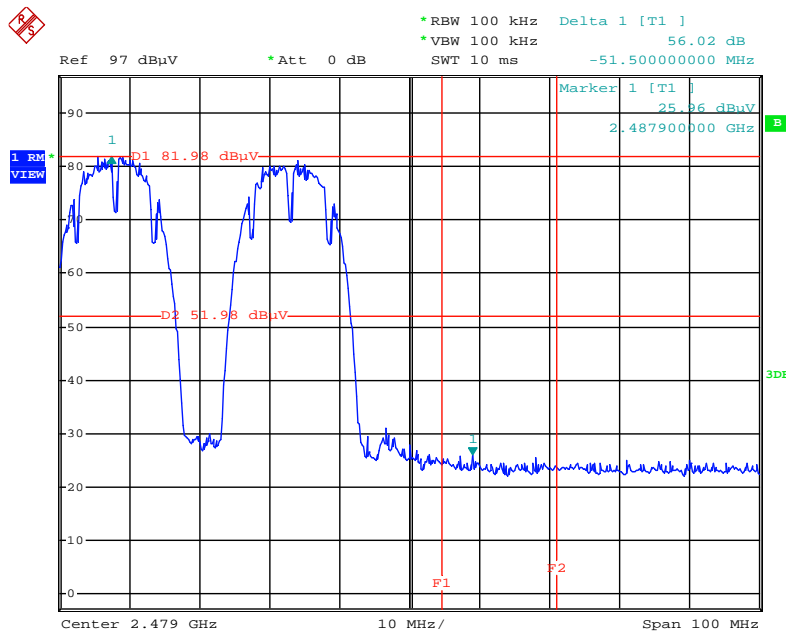
Date: 27.DEC.2011 16:43:56

Low Band Edge Plot on Configuration IEEE 802.11b / Chain 1 / 2412 MHz / Mode 11 (1TX, 2RX)



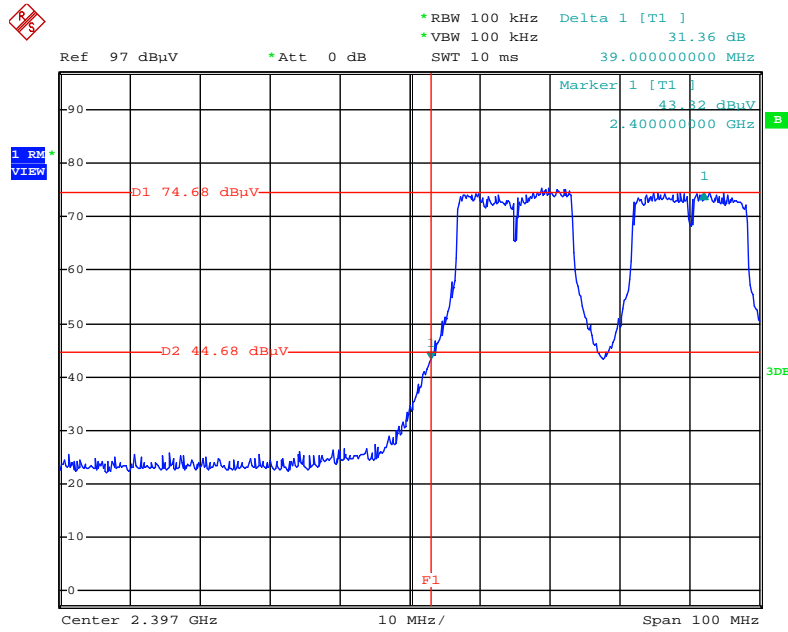
Date: 27.DEC.2011 16:07:05

High Band Edge Plot on Configuration IEEE 802.11b / Chain 1 / 2462 MHz / Mode 11 (1TX, 2RX)



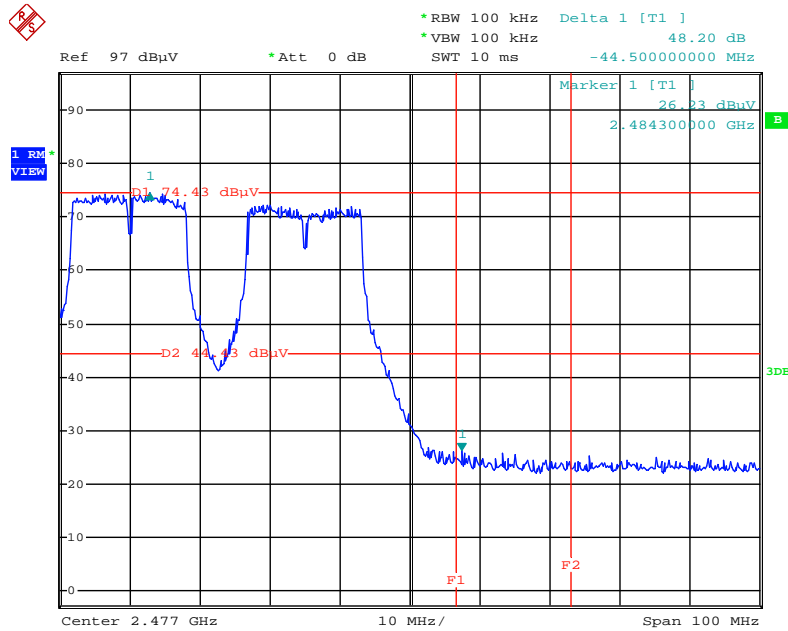
Date: 27.DEC.2011 16:03:03

Low Band Edge Plot on Configuration IEEE 802.11g / Chain 1 / 2412 MHz / Mode 11 (1TX, 2RX)



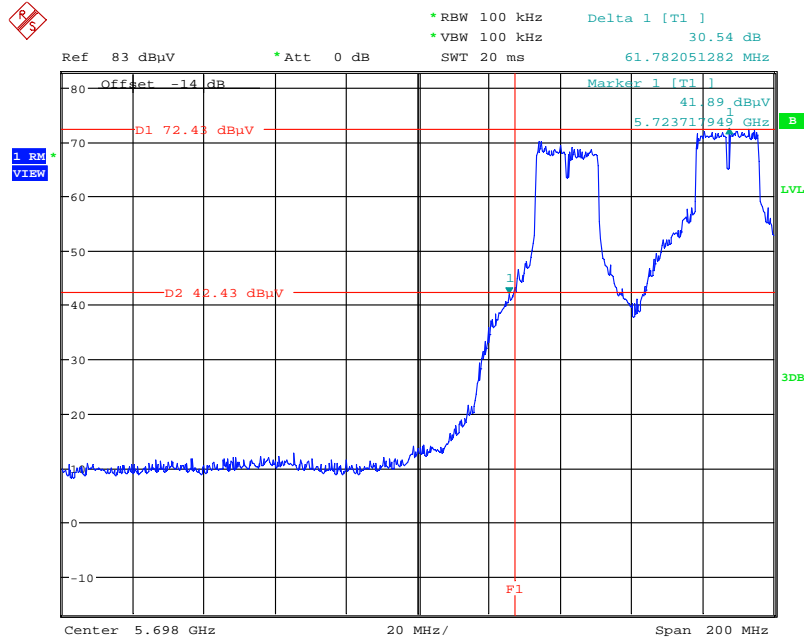
Date: 27.DEC.2011 16:29:04

High Band Edge Plot on Configuration IEEE 802.11g / Chain 1 / 2462 MHz / Mode 11 (1TX, 2RX)



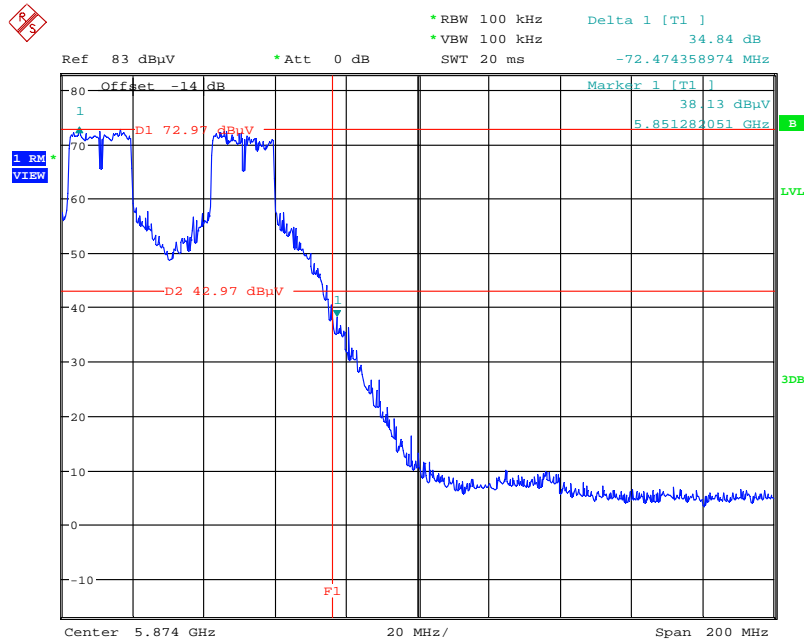
Date: 27.DEC.2011 16:31:03

**Low Band Edge Plot on Configuration IEEE 802.11n MCS0 20MHz / Chain 1 / 5745 MHz/ Mode 12 (1TX, 2RX)**



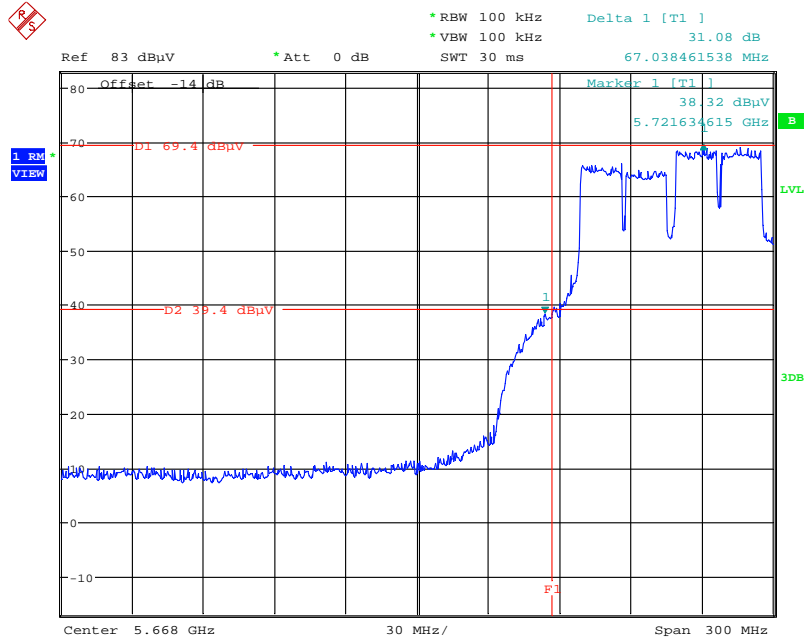
Date: 7.FEB.2012 03:57:29

**High Band Edge Plot on Configuration IEEE 802.11n MCS0 20MHz / Chain 1 / 5825 MHz / Mode 12 (1TX, 2RX)**



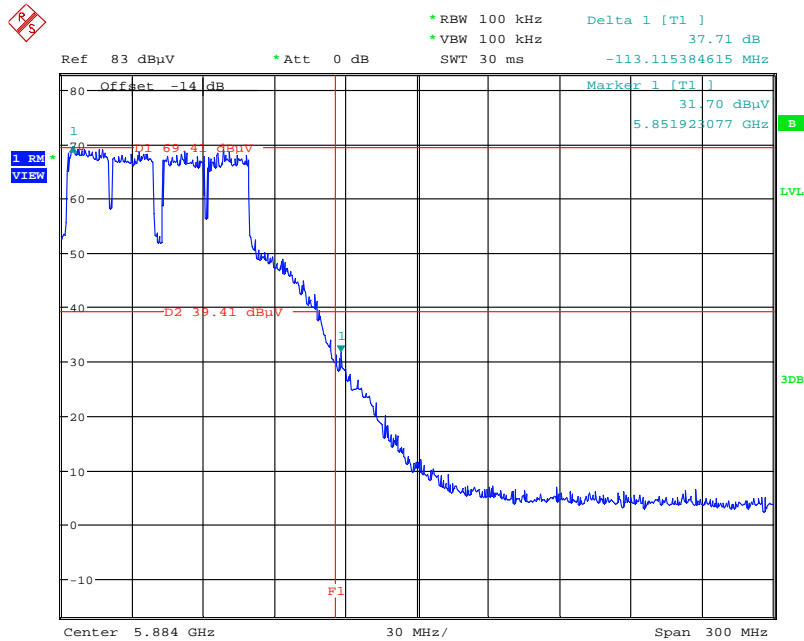
Date: 7.FEB.2012 03:59:11

**Low Band Edge Plot on Configuration IEEE 802.11n MCS0 40MHz / Chain 1 / 5755 MHz / Mode 12 (1TX, 2RX)**



Date: 7.FEB.2012 03:54:23

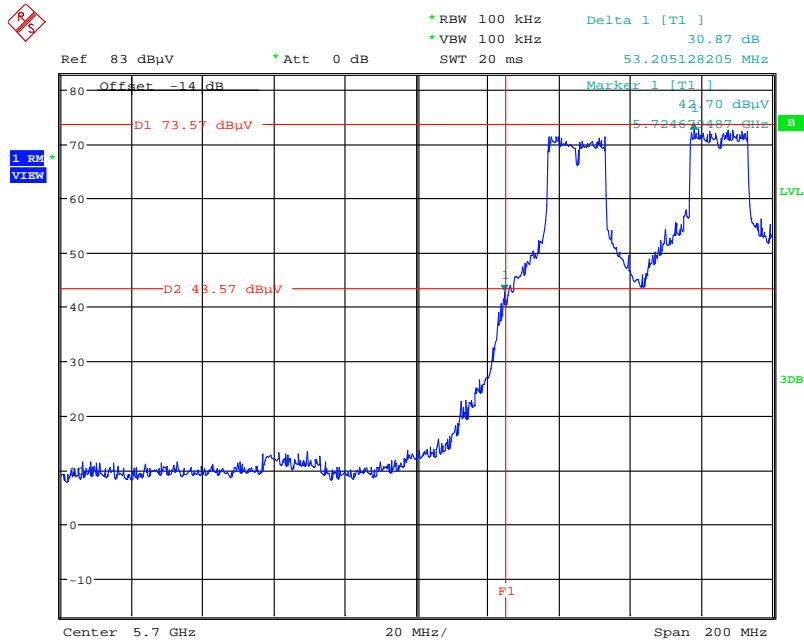
**High Band Edge Plot on Configuration IEEE 802.11n MCS0 40MHz / Chain 1 / 5795 MHz / Mode 12 (1TX, 2RX)**



Date: 7.FEB.2012 03:48:36

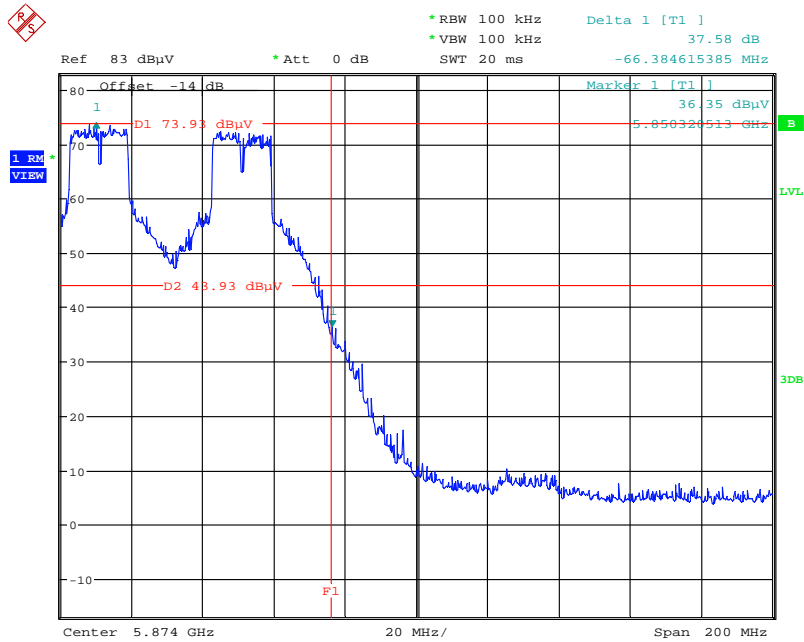


Low Band Edge Plot on Configuration IEEE 802.11a / Chain 1 / 5745 MHz / Mode 12 (1TX, 2RX)



Date: 7.FEB.2012 04:03:45

High Band Edge Plot on Configuration IEEE 802.11a / Chain 1 / 5825 MHz / Mode 12 (1TX, 2RX)



Date: 7.FEB.2012 04:01:20

<b>Temperature</b>	24.5°C	<b>Humidity</b>	56%
<b>Test Engineer</b>	Dennis Su	<b>Configurations</b>	IEEE 802.11n MCS0 20MHz Ch 1, 6, 11 / Chain 2 ( 1TX, 2RX)
<b>Test date</b>	Feb. 03, 2012	<b>Test Mode</b>	Mode 13

**Channel 1**

	Freq	Level	Limit Line	Over Limit	Read Level	CableAntenna Loss	Antenna Factor	Preamp Factor	Remark	A/Pos	T/Pos	Pol/Phase
	MHz	dBuV/m	dBuV/m	dB	dBuV	dB	dB/m	dB		cm	deg	
1	2389.80	72.03	74.00	-1.97	41.64	2.22	28.17	0.00	Peak	177	355	HORIZONTAL
2	2390.00	51.43	54.00	-2.57	21.04	2.22	28.17	0.00	Average	177	355	HORIZONTAL
3	2408.80	105.67	54.00			2.22	28.21	0.00	Average	177	355	HORIZONTAL
4	2409.60	117.04	74.00			2.22	28.21	0.00	Peak	177	355	HORIZONTAL

Item 3, 4 are the fundamental frequency at 2412 MHz.

**Channel 6**

	Freq	Level	Limit Line	Over Limit	Read Level	CableAntenna Loss	Antenna Factor	Preamp Factor	Remark	A/Pos	T/Pos	Pol/Phase
	MHz	dBuV/m	dBuV/m	dB	dBuV	dB	dB/m	dB		cm	deg	
1	2389.60	70.08	74.00	-3.92	39.70	2.21	28.17	0.00	Peak	179	355	HORIZONTAL
2	2390.00	52.60	54.00	-1.40	22.21	2.22	28.17	0.00	Average	179	355	HORIZONTAL
3	2430.60	110.15	54.00			2.23	28.25	0.00	Average	179	355	HORIZONTAL
4	2433.00	119.92	74.00			2.23	28.25	0.00	Peak	179	355	HORIZONTAL
5	2483.56	51.20	54.00	-2.80	20.56	2.26	28.38	0.00	Average	179	355	HORIZONTAL
6	2483.76	65.03	74.00	-8.97	34.39	2.26	28.38	0.00	Peak	179	355	HORIZONTAL

Item 3, 4 are the fundamental frequency at 2437MHz.

**Channel 11**

	Freq	Level	Limit Line	Over Limit	Read Level	CableAntenna Loss	Antenna Factor	Preamp Factor	Remark	A/Pos	T/Pos	Pol/Phase
	MHz	dBuV/m	dBuV/m	dB	dBuV	dB	dB/m	dB		cm	deg	
1	2457.00	104.36	54.00			2.24	28.33	0.00	Average	161	356	HORIZONTAL
2	2458.40	115.39	74.00			2.24	28.33	0.00	Peak	161	356	HORIZONTAL
3	2483.50	52.80	54.00	-1.20	22.16	2.26	28.38	0.00	Average	161	356	HORIZONTAL
4	2484.70	66.49	74.00	-7.51	35.85	2.26	28.38	0.00	Peak	161	356	HORIZONTAL

Item 1, 2 are the fundamental frequency at 2462 MHz.

<b>Temperature</b>	24.5°C	<b>Humidity</b>	56%
<b>Test Engineer</b>	Dennis Su	<b>Configurations</b>	IEEE 802.11n MCS0 40MHz Ch 3, 6, 9 / Chain 2 ( 1TX, 2RX)
<b>Test date</b>	Feb. 03, 2012	<b>Test Mode</b>	Mode 13

**Channel 3**

	Freq	Level	Limit Line	Over Limit	Read Level	CableAntenna Loss	Antenna Factor	Preamp Factor	Remark	A/Pos	T/Pos	Pol/Phase
	MHz	dBuV/m	dBuV/m	dB	dBuV	dB	dB/m	dB		cm	deg	
1	2390.00	51.89	54.00	-2.11	21.50	2.22	28.17	0.00	Average	177	356	HORIZONTAL
2	2390.00	69.25	74.00	-4.75	38.86	2.22	28.17	0.00	Peak	177	356	HORIZONTAL
3	2407.20	110.20	74.00			2.22	28.21	0.00	Peak	177	356	HORIZONTAL
4	2409.60	99.51	54.00			2.22	28.21	0.00	Average	177	356	HORIZONTAL

Item 3, 4 are the fundamental frequency at 2422 MHz.

**Channel 6**

	Freq	Level	Limit Line	Over Limit	Read Level	CableAntenna Loss	Antenna Factor	Preamp Factor	Remark	A/Pos	T/Pos	Pol/Phase
	MHz	dBuV/m	dBuV/m	dB	dBuV	dB	dB/m	dB		cm	deg	
1	2390.00	52.55	54.00	-1.45	22.16	2.22	28.17	0.00	Average	178	353	HORIZONTAL
2	2390.00	70.80	74.00	-3.20	40.41	2.22	28.17	0.00	Peak	178	353	HORIZONTAL
3	2423.40	114.00	74.00			2.23	28.25	0.00	Peak	178	353	HORIZONTAL
4	2424.60	104.31	54.00			2.23	28.25	0.00	Average	178	353	HORIZONTAL
5	2483.50	52.13	54.00	-1.87	21.49	2.26	28.38	0.00	Average	178	353	HORIZONTAL
6	2483.90	70.01	74.00	-3.99	39.37	2.26	28.38	0.00	Peak	178	353	HORIZONTAL

Item 3, 4 are the fundamental frequency at 2437MHz.

**Channel 9**

	Freq	Level	Limit Line	Over Limit	Read Level	CableAntenna Loss	Antenna Factor	Preamp Factor	Remark	A/Pos	T/Pos	Pol/Phase
	MHz	dBuV/m	dBuV/m	dB	dBuV	dB	dB/m	dB		cm	deg	
1	2441.20	108.82	74.00			2.24	28.29	0.00	Peak	174	358	HORIZONTAL
2	2445.20	97.96	54.00			2.24	28.29	0.00	Average	174	358	HORIZONTAL
3	2483.50	52.18	54.00	-1.82	21.54	2.26	28.38	0.00	Average	174	358	HORIZONTAL
4	2483.90	67.58	74.00	-6.42	36.94	2.26	28.38	0.00	Peak	174	358	HORIZONTAL

Item 1, 2 are the fundamental frequency at 2452 MHz.

Note:

Emission level (dBuV/m) = 20 log Emission level (uV/m).

Corrected Reading: Antenna Factor + Cable Loss + Read Level - Preamp Factor = Level.

<b>Temperature</b>	24.5°C	<b>Humidity</b>	56%
<b>Test Engineer</b>	Dennis Su	<b>Configurations</b>	IEEE 802.11b CH 1, 6, 11 / Chain 2 (1TX, 2RX)
<b>Test date</b>	Feb. 03, 2012	<b>Test Mode</b>	Mode 13

**Channel 1**

	Freq	Level	Limit	Over	Read	CableAntenna	Preamp		A/Pos	T/Pos	Pol/Phase	
	MHz	dBuV/m	dBuV/m	dB	dBuV	Loss	Factor	Factor	Remark	cm	deg	
1	2386.20	52.82	54.00	-1.18	22.44	2.21	28.17	0.00	Average	174	354	HORIZONTAL
2	2386.40	61.23	74.00	-12.77	30.85	2.21	28.17	0.00	Peak	174	354	HORIZONTAL
3	2410.20	115.00	54.00			2.22	28.21	0.00	Average	174	354	HORIZONTAL
4	2411.20	118.32	74.00			2.22	28.21	0.00	Peak	174	354	HORIZONTAL

Item 3, 4 are the fundamental frequency at 2412 MHz.

**Channel 6**

	Freq	Level	Limit	Over	Read	CableAntenna	Preamp		A/Pos	T/Pos	Pol/Phase	
	MHz	dBuV/m	dBuV/m	dB	dBuV	Loss	Factor	Factor	Remark	cm	deg	
1	2389.60	63.21	74.00	-10.79	32.83	2.21	28.17	0.00	Peak	177	353	HORIZONTAL
2	2390.00	51.16	54.00	-2.84	20.77	2.22	28.17	0.00	Average	177	353	HORIZONTAL
3	2435.20	115.61	54.00			2.23	28.29	0.00	Average	177	353	HORIZONTAL
4	2436.00	118.85	74.00			2.23	28.29	0.00	Peak	177	353	HORIZONTAL
5	2483.50	49.52	54.00	-4.48	18.88	2.26	28.38	0.00	Average	177	353	HORIZONTAL
6	2484.30	60.75	74.00	-13.25	30.11	2.26	28.38	0.00	Peak	177	353	HORIZONTAL

Item 3, 4 are the fundamental frequency at 2437 MHz.

**Channel 11**

	Freq	Level	Limit	Over	Read	CableAntenna	Preamp		A/Pos	T/Pos	Pol/Phase	
	MHz	dBuV/m	dBuV/m	dB	dBuV	Loss	Factor	Factor	Remark	cm	deg	
1	2460.20	112.84	54.00			2.24	28.33	0.00	Average	157	359	HORIZONTAL
2	2461.20	116.34	74.00			2.24	28.33	0.00	Peak	157	359	HORIZONTAL
3	2487.50	62.63	74.00	-11.37	31.95	2.26	28.42	0.00	Peak	157	359	HORIZONTAL
4	2487.70	52.58	54.00	-1.42	21.90	2.26	28.42	0.00	Average	157	359	HORIZONTAL

Item 1, 2 are the fundamental frequency at 2462 MHz.

<b>Temperature</b>	24.5°C	<b>Humidity</b>	56%
<b>Test Engineer</b>	Wen Chao	<b>Configurations</b>	IEEE 802.11g CH 1, 6, 11 / Chain 2 ( 1TX, 2RX)
<b>Test date</b>	Feb. 07, 2012	<b>Test Mode</b>	Mode 13

**Channel 1**

	Freq	Level	Limit Line	Over Limit	Read Level	Cable Loss	Antenna Factor	Preamp Factor	Remark	A/Pos	T/Pos	Pol/Phase
	MHz	dBuV/m	dBuV/m	dB	dBuV	dB	dB/m	dB		cm	deg	
1	2389.80	72.40	74.00	-1.60	42.01	2.22	28.17	0.00	Peak	175	357	HORIZONTAL
2	2390.00	51.41	54.00	-2.59	21.02	2.22	28.17	0.00	Average	175	357	HORIZONTAL
3	2409.20	106.29	54.00			2.22	28.21	0.00	Average	175	357	HORIZONTAL
4	2410.20	116.57	74.00			2.22	28.21	0.00	Peak	175	357	HORIZONTAL

Item 3, 4 are the fundamental frequency at 2412 MHz.

**Channel 6**

	Freq	Level	Limit Line	Over Limit	Read Level	Cable Loss	Antenna Factor	Preamp Factor	Remark	A/Pos	T/Pos	Pol/Phase
	MHz	dBuV/m	dBuV/m	dB	dBuV	dB	dB/m	dB		cm	deg	
1	2389.60	69.79	74.00	-4.21	39.41	2.21	28.17	0.00	Peak	174	356	HORIZONTAL
2	2390.00	52.50	54.00	-1.50	22.11	2.22	28.17	0.00	Average	174	356	HORIZONTAL
3	2431.60	110.82	54.00			2.23	28.25	0.00	Average	174	356	HORIZONTAL
4	2431.80	121.49	74.00			2.23	28.25	0.00	Peak	174	356	HORIZONTAL
5	2483.50	51.16	54.00	-2.84	20.52	2.26	28.38	0.00	Average	174	356	HORIZONTAL
6	2485.30	70.71	74.00	-3.29	40.03	2.26	28.42	0.00	Peak	174	356	HORIZONTAL

Item 3, 4 are the fundamental frequency at 2437 MHz.

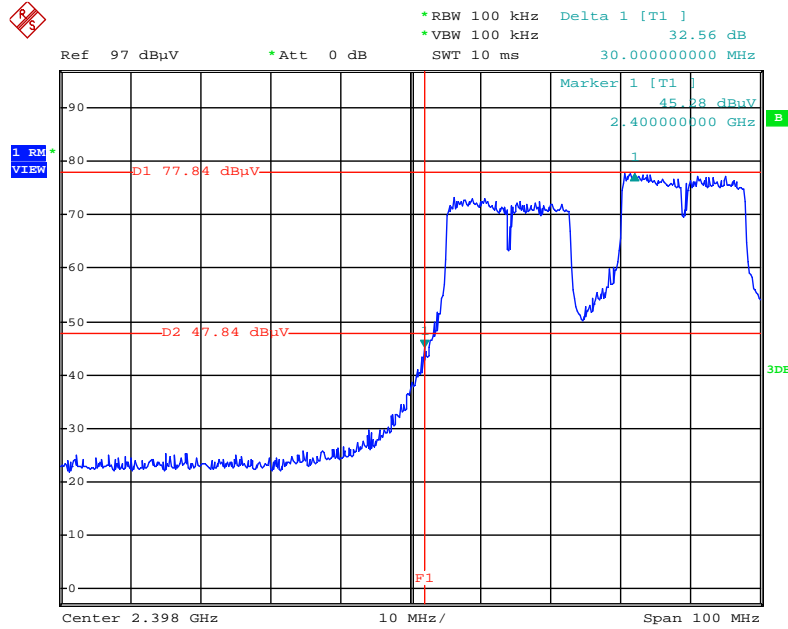
**Channel 11**

	Freq	Level	Limit Line	Over Limit	Read Level	Cable Loss	Antenna Factor	Preamp Factor	Remark	A/Pos	T/Pos	Pol/Phase
	MHz	dBuV/m	dBuV/m	dB	dBuV	dB	dB/m	dB		cm	deg	
1	2457.20	105.78	54.00			2.24	28.33	0.00	Average	164	358	HORIZONTAL
2	2459.40	115.73	74.00			2.24	28.33	0.00	Peak	164	358	HORIZONTAL
3	2483.50	52.72	54.00	-1.28	22.08	2.26	28.38	0.00	Average	164	358	HORIZONTAL
4	2483.70	66.98	74.00	-7.02	36.34	2.26	28.38	0.00	Peak	164	358	HORIZONTAL

Item 1, 2 are the fundamental frequency at 2462 MHz.

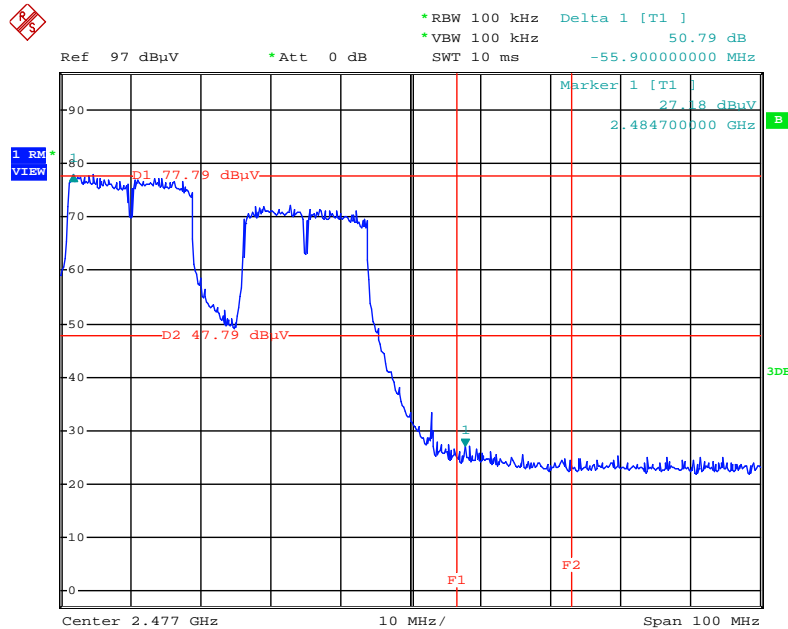
**For Emission not in Restricted Band**

**Low Band Edge Plot on Configuration IEEE 802.11n MCS0 20MHz / Chain 2 / 2412 MHz / Mode 13 (1TX, 2RX)**



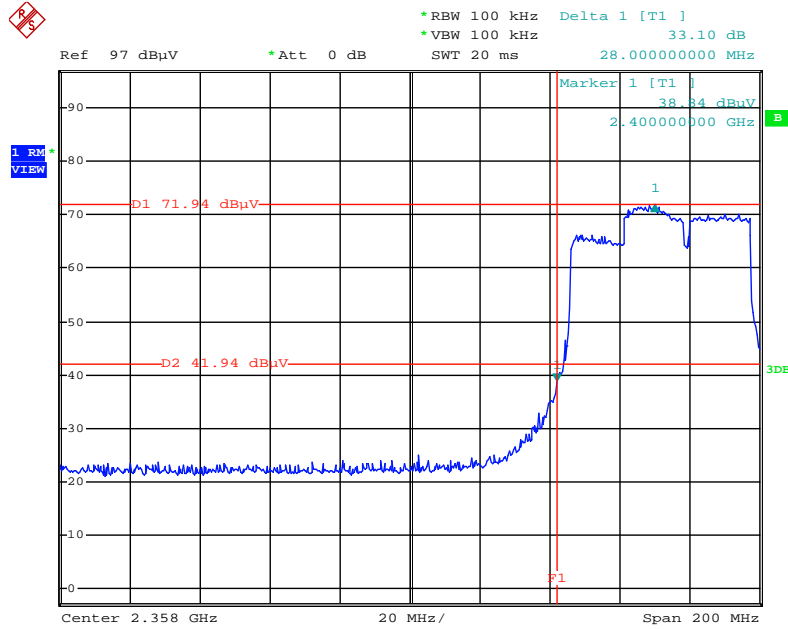
Date: 27.DEC.2011 15:26:51

**High Band Edge Plot on Configuration IEEE 802.11n MCS0 20MHz / Chain 2 / 2462 MHz / Mode 13 (1TX, 2RX)**



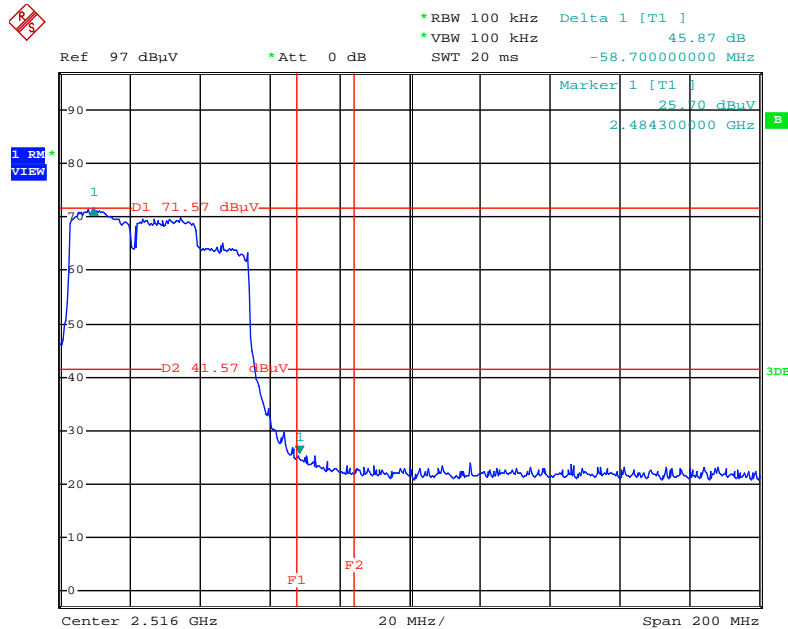
Date: 27.DEC.2011 15:24:55

**Low Band Edge Plot on Configuration IEEE 802.11n MCS0 40MHz / Chain 2 / 2422 MHz / Mode 13 (TX, 2RX)**



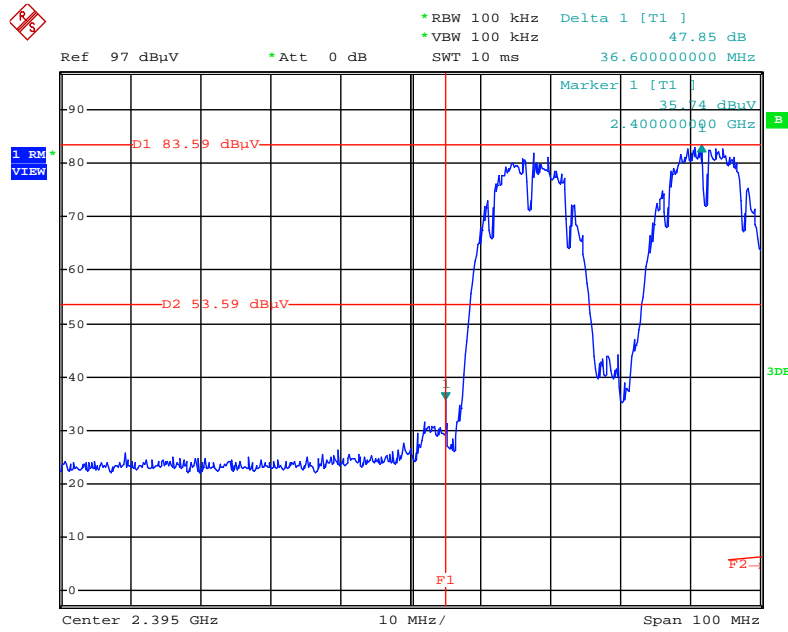
Date: 27.DEC.2011 15:32:27

**High Band Edge Plot on Configuration IEEE 802.11n MCS0 40MHz / Chain 2/ 2452 MHz / Mode 13 (TX, 2RX)**



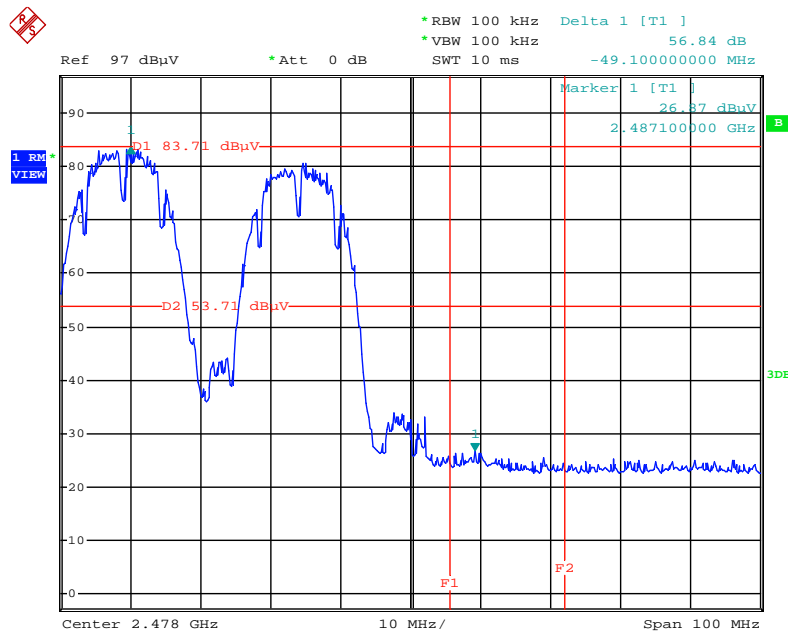
Date: 27.DEC.2011 15:36:45

Low Band Edge Plot on Configuration IEEE 802.11b / Chain 2 / 2412 MHz / Mode 13 (1TX, 2RX)



Date: 27.DEC.2011 15:08:49

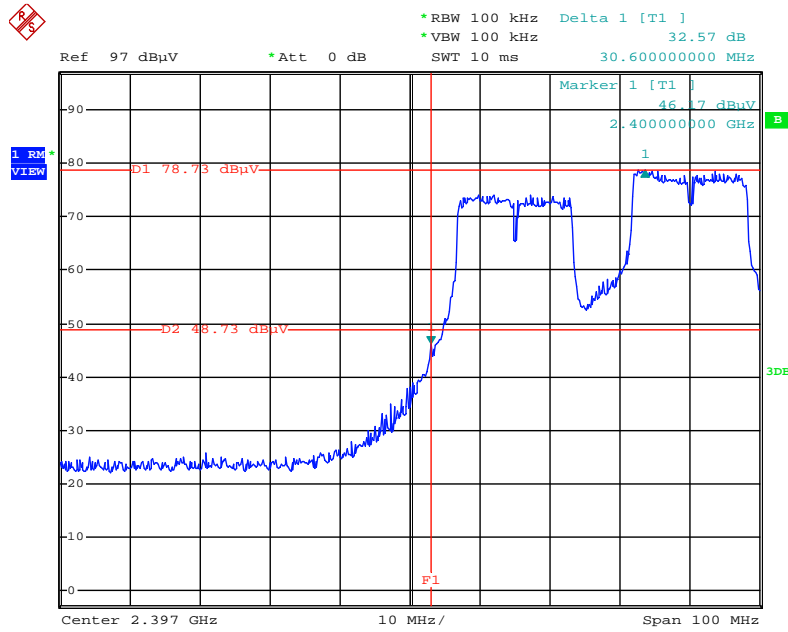
High Band Edge Plot on Configuration IEEE 802.11b / Chain 2 / 2462 MHz / Mode 13 (1TX, 2RX)



Date: 27.DEC.2011 15:05:43

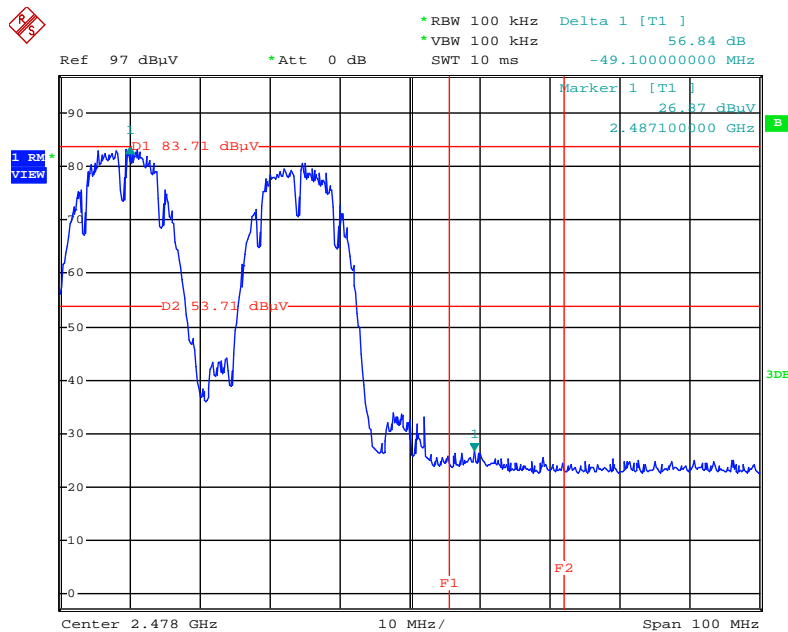


Low Band Edge Plot on Configuration IEEE 802.11g / Chain 2 / 2412 MHz / Mode 13 (1TX, 2RX)



Date: 27.DEC.2011 15:14:33

High Band Edge Plot on Configuration IEEE 802.11g / Chain 2 / 2462 MHz / Mode 13 (1TX, 2RX)



Date: 27.DEC.2011 15:05:43

<b>Temperature</b>	24.5°C	<b>Humidity</b>	56%
<b>Test Engineer</b>	Wen Chao	<b>Configurations</b>	IEEE 802.11n MCS0 20MHz Ch 1, 6, 11 / Chain 1 ( 1TX, 2RX)
<b>Test date</b>	Feb. 07, 2012	<b>Test Mode</b>	Mode 14

**Channel 1**

	Freq	Level	Limit	Over	Read	CableAntenna	Preamp	Remark	A/Pos	T/Pos	Pol/Phase
	MHz	dBuV/m	dBuV/m	dB	dBuV	dB	dB/m	dB	cm	deg	
1	2388.40	72.13	74.00	-1.87	41.75	2.21	28.17	0.00 Peak	104	5	VERTICAL
2	2390.00	51.44	54.00	-2.56	21.05	2.22	28.17	0.00 Average	104	5	VERTICAL
3	2417.45	117.80	74.00			2.23	28.25	0.00 Peak	104	5	VERTICAL
4	2418.41	107.49	54.00			2.23	28.25	0.00 Average	104	5	VERTICAL
5	2483.50	49.83	54.00	-4.17	19.20	2.26	28.37	0.00 Average	104	5	VERTICAL
6	2483.50	62.13	74.00	-11.87	31.50	2.26	28.37	0.00 Peak	104	5	VERTICAL

Item 3, 4 are the fundamental frequency at 2412 MHz.

**Channel 6**

	Freq	Level	Limit	Over	Read	CableAntenna	Preamp	Remark	A/Pos	T/Pos	Pol/Phase
	MHz	dBuV/m	dBuV/m	dB	dBuV	dB	dB/m	dB	cm	deg	
1	2385.51	66.22	74.00	-7.78	35.84	2.21	28.17	0.00 Peak	105	7	VERTICAL
2	2389.36	52.80	54.00	-1.20	22.42	2.21	28.17	0.00 Average	105	7	VERTICAL
3	2433.15	109.92	54.00			2.23	28.25	0.00 Average	105	7	VERTICAL
4	2435.08	120.27	74.00			2.23	28.29	0.00 Peak	105	7	VERTICAL
5	2483.50	52.27	54.00	-1.73	21.64	2.26	28.37	0.00 Average	105	7	VERTICAL
6	2484.14	63.31	74.00	-10.69	32.68	2.26	28.37	0.00 Peak	105	7	VERTICAL

Item 3, 4 are the fundamental frequency at 2437MHz.

**Channel 11**

	Freq	Level	Limit	Over	Read	CableAntenna	Preamp	Remark	A/Pos	T/Pos	Pol/Phase
	MHz	dBuV/m	dBuV/m	dB	dBuV	dB	dB/m	dB	cm	deg	
1	2382.63	52.82	54.00	-1.18	22.48	2.21	28.13	0.00 Average	103	5	VERTICAL
2	2382.95	63.48	74.00	-10.52	33.10	2.21	28.17	0.00 Peak	103	5	VERTICAL
3	2455.91	107.05	54.00			2.24	28.33	0.00 Average	103	5	VERTICAL
4	2468.73	116.90	74.00			2.26	28.37	0.00 Peak	103	5	VERTICAL
5	2483.50	52.20	54.00	-1.80	21.57	2.26	28.37	0.00 Average	103	5	VERTICAL
6	2483.50	66.11	74.00	-7.89	35.48	2.26	28.37	0.00 Peak	103	5	VERTICAL

Item 3, 4 are the fundamental frequency at 2462 MHz.

<b>Temperature</b>	24.5°C	<b>Humidity</b>	56%
<b>Test Engineer</b>	Wen Chao	<b>Configurations</b>	IEEE 802.11n MCS0 40MHz Ch 3, 6, 9 / Chain 1 ( 1TX, 2RX)
<b>Test date</b>	Feb. 07, 2012	<b>Test Mode</b>	Mode 14

**Channel 3**

	Freq	Level	Limit Line	Over Limit	Read Level	CableAntenna Loss	Antenna Factor	Preamp Factor	Remark	A/Pos	T/Pos	Pol/Phase
	MHz	dBuV/m	dBuV/m	dB	dBuV	dB	dB/m	dB		cm	deg	
1	2389.68	71.03	74.00	-2.97	40.65	2.21	28.17	0.00	Peak	103	8	VERTICAL
2	2390.00	52.72	54.00	-1.28	22.33	2.22	28.17	0.00	Average	103	8	VERTICAL
3	2433.22	110.06	74.00			2.23	28.25	0.00	Peak	103	8	VERTICAL
4	2434.82	99.86	54.00			2.23	28.29	0.00	Average	103	8	VERTICAL

Item 3, 4 are the fundamental frequency at 2422 MHz.

**Channel 6**

	Freq	Level	Limit Line	Over Limit	Read Level	CableAntenna Loss	Antenna Factor	Preamp Factor	Remark	A/Pos	T/Pos	Pol/Phase
	MHz	dBuV/m	dBuV/m	dB	dBuV	dB	dB/m	dB		cm	deg	
1	2389.04	72.61	74.00	-1.39	42.23	2.21	28.17	0.00	Peak	103	6	VERTICAL
2	2390.00	52.09	54.00	-1.91	21.70	2.22	28.17	0.00	Average	103	6	VERTICAL
3	2421.62	105.87	54.00			2.23	28.25	0.00	Average	103	6	VERTICAL
4	2422.90	115.24	74.00			2.23	28.25	0.00	Peak	103	6	VERTICAL
5	2483.50	52.51	54.00	-1.49	21.88	2.26	28.37	0.00	Average	103	6	VERTICAL
6	2484.46	70.75	74.00	-3.25	40.12	2.26	28.37	0.00	Peak	103	6	VERTICAL

Item 3, 4 are the fundamental frequency at 2437MHz.

**Channel 9**

	Freq	Level	Limit Line	Over Limit	Read Level	CableAntenna Loss	Antenna Factor	Preamp Factor	Remark	A/Pos	T/Pos	Pol/Phase
	MHz	dBuV/m	dBuV/m	dB	dBuV	dB	dB/m	dB		cm	deg	
1	2435.65	98.99	54.00			2.23	28.29	0.00	Average	103	9	VERTICAL
2	2435.71	108.51	74.00			2.23	28.29	0.00	Peak	103	9	VERTICAL
3	2483.50	52.96	54.00	-1.04	22.33	2.26	28.37	0.00	Average	103	9	VERTICAL
4	2485.10	72.48	74.00	-1.52	41.81	2.26	28.41	0.00	Peak	103	9	VERTICAL

Item 1, 2 are the fundamental frequency at 2452 MHz.

Note:

Emission level (dBuV/m) = 20 log Emission level (uV/m).

Corrected Reading: Antenna Factor + Cable Loss + Read Level - Preamp Factor = Level.

<b>Temperature</b>	24.5°C	<b>Humidity</b>	56%
<b>Test Engineer</b>	Wen Chao	<b>Configurations</b>	IEEE 802.11b CH 1, 6, 11 / Chain 1 ( 1TX, 2RX)
<b>Test date</b>	Feb. 07, 2012	<b>Test Mode</b>	Mode 14

**Channel 1**

	Freq	Level	Limit	Over	Read	CableAntenna	Preamp	Remark	A/Pos	T/Pos	Pol/Phase
	MHz	dBuV/m	dBuV/m	dB	dBuV	dB	dB/m	dB	cm	deg	
1	2387.20	63.89	74.00	-10.11	33.51	2.21	28.17	0.00 Peak	102	5	VERTICAL
2	2390.00	52.36	54.00	-1.64	21.97	2.22	28.17	0.00 Average	102	5	VERTICAL
3	2413.20	120.65	74.00			2.22	28.21	0.00 Peak	102	5	VERTICAL
4	2413.60	116.94	54.00			2.22	28.21	0.00 Average	102	5	VERTICAL
5	2485.10	61.62	74.00	-12.38	30.95	2.26	28.41	0.00 Peak	102	5	VERTICAL
6	2487.50	50.15	54.00	-3.85	19.48	2.26	28.41	0.00 Average	102	5	VERTICAL

Item 3, 4 are the fundamental frequency at 2412 MHz.

**Channel 6**

	Freq	Level	Limit	Over	Read	CableAntenna	Preamp	Remark	A/Pos	T/Pos	Pol/Phase
	MHz	dBuV/m	dBuV/m	dB	dBuV	dB	dB/m	dB	cm	deg	
1	2390.00	51.86	54.00	-2.14	21.47	2.22	28.17	0.00 Average	100	5	VERTICAL
2	2390.00	62.98	74.00	-11.02	32.59	2.22	28.17	0.00 Peak	100	5	VERTICAL
3	2438.20	118.03	74.00			2.23	28.29	0.00 Peak	100	5	VERTICAL
4	2438.60	114.12	54.00			2.23	28.29	0.00 Average	100	5	VERTICAL
5	2483.50	52.74	54.00	-1.26	22.11	2.26	28.37	0.00 Average	100	5	VERTICAL
6	2483.50	63.25	74.00	-10.75	32.62	2.26	28.37	0.00 Peak	100	5	VERTICAL

Item 3, 4 are the fundamental frequency at 2437 MHz.

**Channel 11**

	Freq	Level	Limit	Over	Read	CableAntenna	Preamp	Remark	A/Pos	T/Pos	Pol/Phase
	MHz	dBuV/m	dBuV/m	dB	dBuV	dB	dB/m	dB	cm	deg	
1	2384.40	52.15	54.00	-1.85	21.77	2.21	28.17	0.00 Average	100	6	VERTICAL
2	2385.20	61.59	74.00	-12.41	31.21	2.21	28.17	0.00 Peak	100	6	VERTICAL
3	2460.40	114.92	54.00			2.24	28.33	0.00 Average	100	6	VERTICAL
4	2461.20	118.56	74.00			2.24	28.33	0.00 Peak	100	6	VERTICAL
5	2483.50	52.49	54.00	-1.51	21.86	2.26	28.37	0.00 Average	100	6	VERTICAL
6	2483.50	62.75	74.00	-11.25	32.12	2.26	28.37	0.00 Peak	100	6	VERTICAL

Item 3, 4 are the fundamental frequency at 2462 MHz.

<b>Temperature</b>	24.5°C	<b>Humidity</b>	56%
<b>Test Engineer</b>	Wen Chao	<b>Configurations</b>	IEEE 802.11g CH 1, 6, 11 / Chain 1 (1TX, 2RX)
<b>Test date</b>	Feb. 07, 2012	<b>Test Mode</b>	Mode 14

**Channel 1**

	Freq	Level	Limit	Over	Read	Cable	Antenna	Preamp	Remark	A/Pos	T/Pos	Pol/Phase
	MHz	dBuV/m	dBuV/m	dB	dBuV	dB	dB/m	dB		cm	deg	
1	2388.80	72.82	74.00	-1.18	42.44	2.21	28.17	0.00	Peak	102	5	VERTICAL
2	2390.00	52.21	54.00	-1.79	21.82	2.22	28.17	0.00	Average	102	5	VERTICAL
3	2418.40	109.39	54.00			2.23	28.25	0.00	Average	102	5	VERTICAL
4	2418.40	119.74	74.00			2.23	28.25	0.00	Peak	102	5	VERTICAL
5	2484.30	50.12	54.00	-3.88	19.49	2.26	28.37	0.00	Average	102	5	VERTICAL
6	2484.30	62.42	74.00	-11.58	31.79	2.26	28.37	0.00	Peak	102	5	VERTICAL

Item 3, 4 are the fundamental frequency at 2412 MHz.

**Channel 6**

	Freq	Level	Limit	Over	Read	Cable	Antenna	Preamp	Remark	A/Pos	T/Pos	Pol/Phase
	MHz	dBuV/m	dBuV/m	dB	dBuV	dB	dB/m	dB		cm	deg	
1	2385.60	62.97	74.00	-11.03	32.59	2.21	28.17	0.00	Peak	101	360	VERTICAL
2	2389.60	51.66	54.00	-2.34	21.28	2.21	28.17	0.00	Average	101	360	VERTICAL
3	2431.80	117.52	74.00			2.23	28.25	0.00	Peak	101	360	VERTICAL
4	2441.40	107.52	54.00			2.24	28.29	0.00	Average	101	360	VERTICAL
5	2483.50	52.59	54.00	-1.41	21.96	2.26	28.37	0.00	Average	101	360	VERTICAL
6	2484.30	63.92	74.00	-10.08	33.29	2.26	28.37	0.00	Peak	101	360	VERTICAL

Item 3, 4 are the fundamental frequency at 2437 MHz.

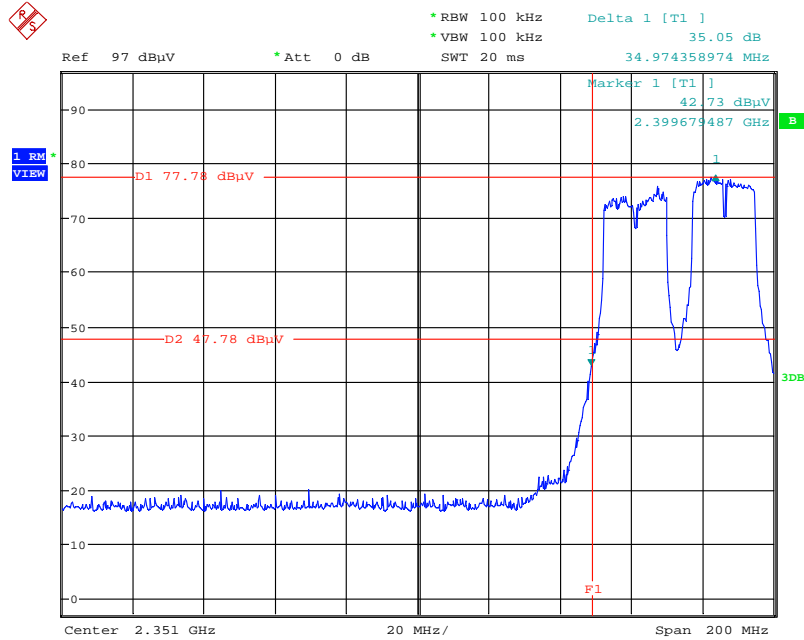
**Channel 11**

	Freq	Level	Limit	Over	Read	Cable	Antenna	Preamp	Remark	A/Pos	T/Pos	Pol/Phase
	MHz	dBuV/m	dBuV/m	dB	dBuV	dB	dB/m	dB		cm	deg	
1	2381.60	52.50	54.00	-1.50	22.16	2.21	28.13	0.00	Average	102	4	VERTICAL
2	2381.60	62.63	74.00	-11.37	32.29	2.21	28.13	0.00	Peak	102	4	VERTICAL
3	2455.20	107.60	54.00			2.24	28.33	0.00	Average	102	4	VERTICAL
4	2456.00	117.67	74.00			2.24	28.33	0.00	Peak	102	4	VERTICAL
5	2483.50	52.05	54.00	-1.95	21.42	2.26	28.37	0.00	Average	102	4	VERTICAL
6	2483.50	65.06	74.00	-8.94	34.43	2.26	28.37	0.00	Peak	102	4	VERTICAL

Item 3, 4 are the fundamental frequency at 2462 MHz.

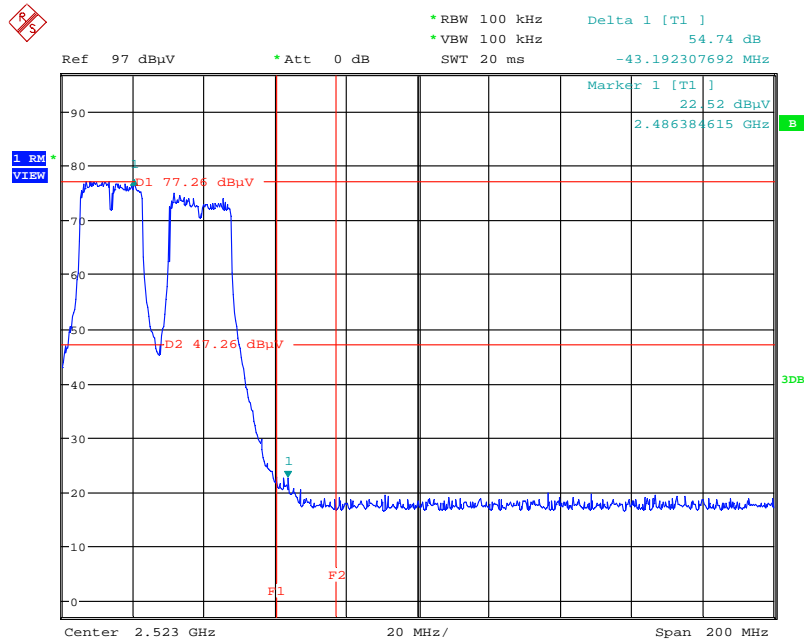
**For Emission not in Restricted Band**

**Low Band Edge Plot on Configuration IEEE 802.11n MCS0 20MHz / Chain 1 / 2412 MHz / Mode 14 (1TX, 2RX)**



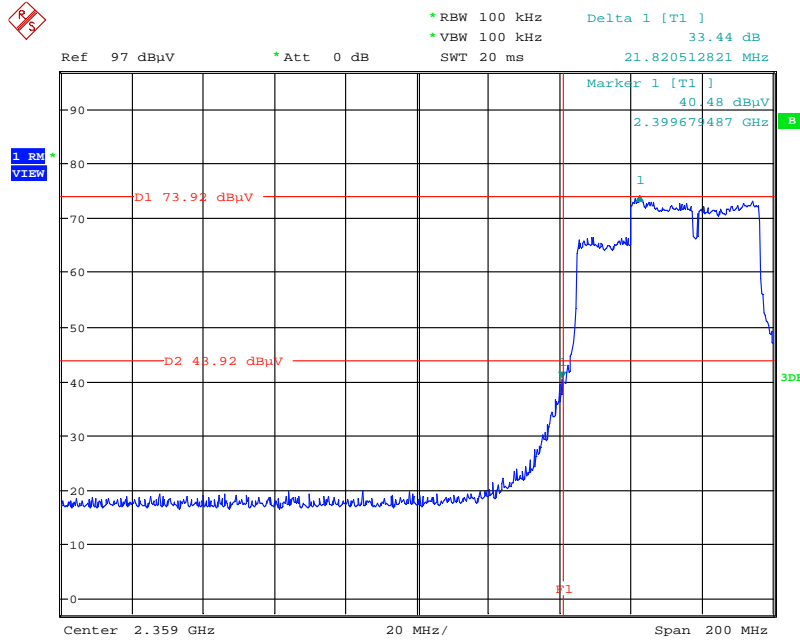
Date: 4.FEB.2012 03:52:57

**High Band Edge Plot on Configuration IEEE 802.11n MCS0 20MHz / Chain 1 / 2462 MHz / Mode 14 (1TX, 2RX)**



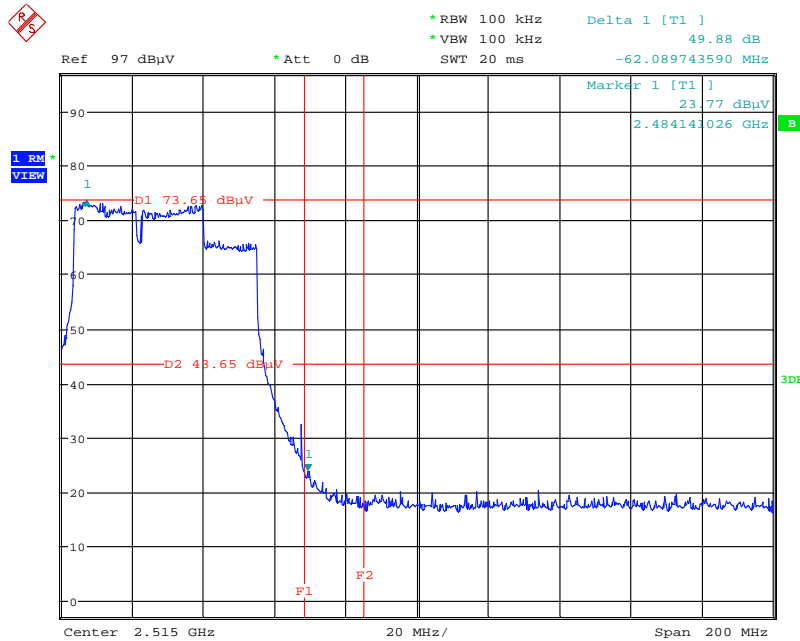
Date: 4.FEB.2012 03:51:50

**Low Band Edge Plot on Configuration IEEE 802.11n MCS0 40MHz / Chain 1/ 2422 MHz / Mode 14 (1TX, 2RX)**



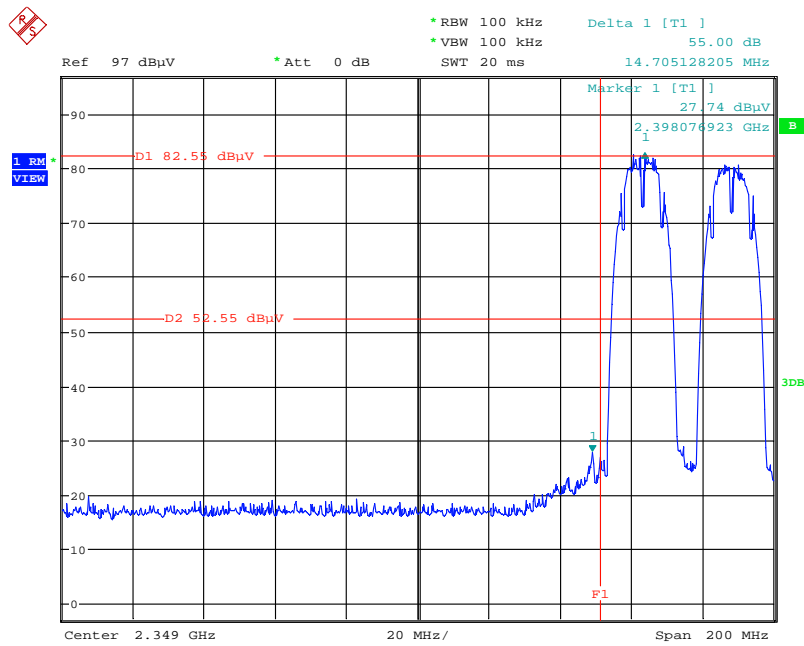
Date: 4.FEB.2012 03:49:18

**High Band Edge Plot on Configuration IEEE 802.11n MCS0 40MHz / Chain 1/ 2452 MHz / Mode 14 (1TX, 2RX)**



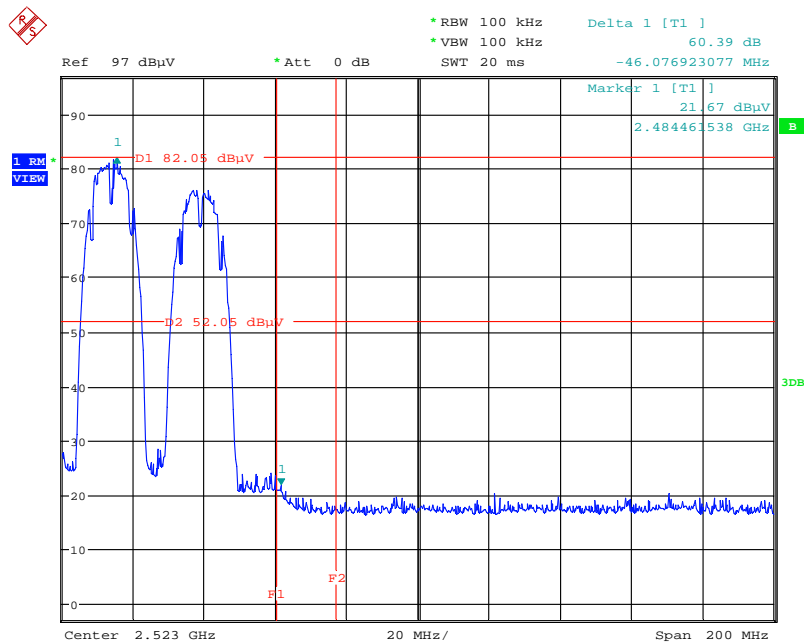
Date: 4.FEB.2012 03:50:38

Low Band Edge Plot on Configuration IEEE 802.11b / Chain 1 / 2412 MHz / Mode 14 (1TX, 2RX)



Date: 4.FEB.2012 03:57:57

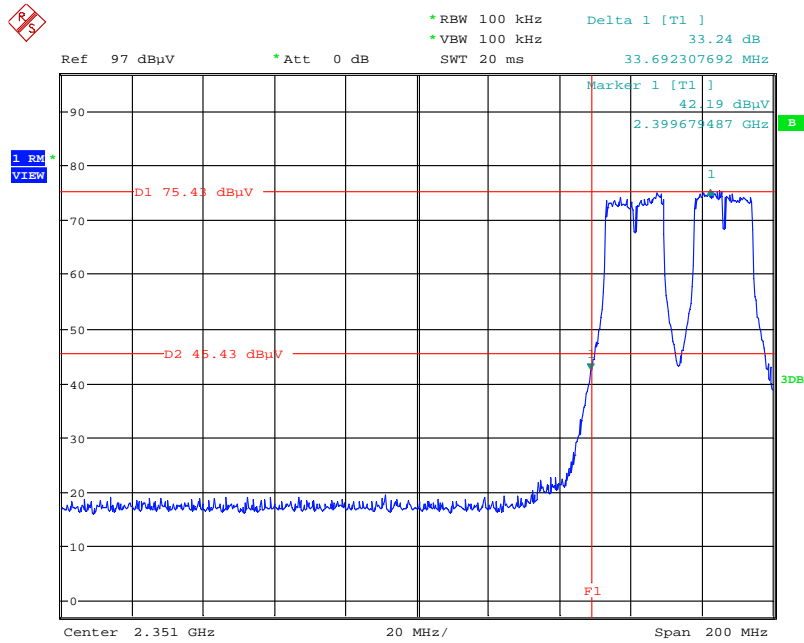
High Band Edge Plot on Configuration IEEE 802.11b / Chain 1 / 2462 MHz / Mode 14 (1TX, 2RX)



Date: 4.FEB.2012 03:56:47

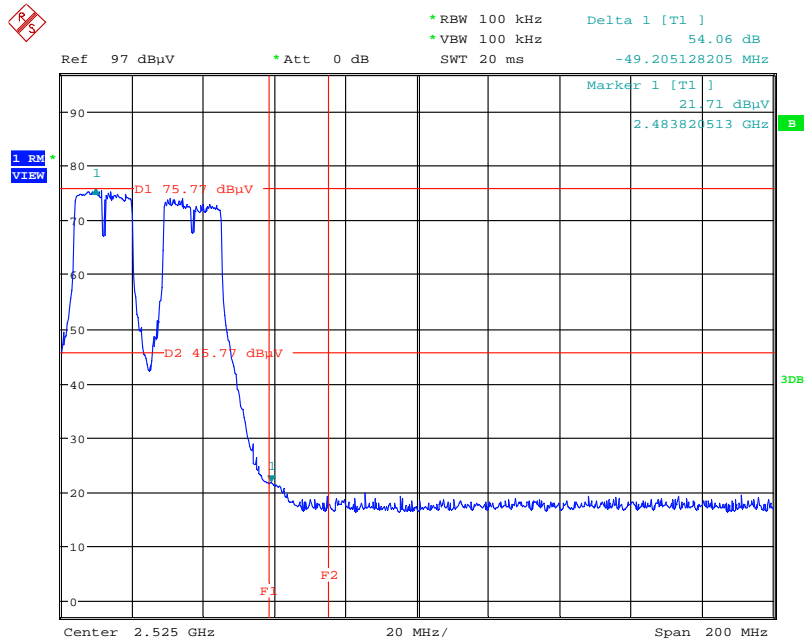


Low Band Edge Plot on Configuration IEEE 802.11g / Chain 1 / 2412 MHz / Mode 14 (1TX, 2RX)



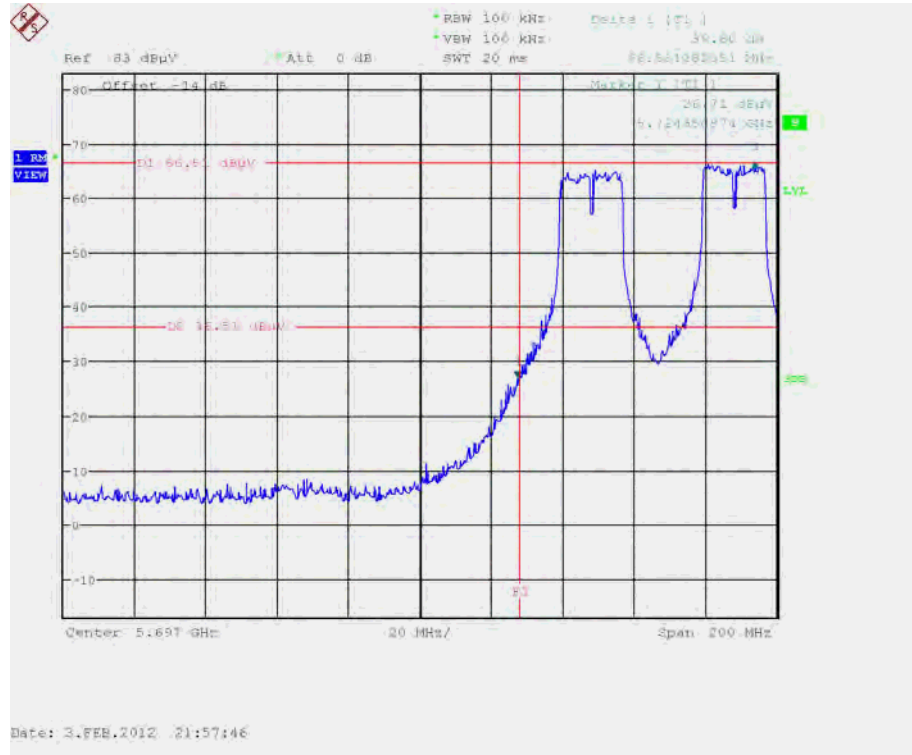
Date: 4.FEB.2012 03:54:20

High Band Edge Plot on Configuration IEEE 802.11g / Chain 1 / 2462 MHz / Mode 14 (1TX, 2RX)

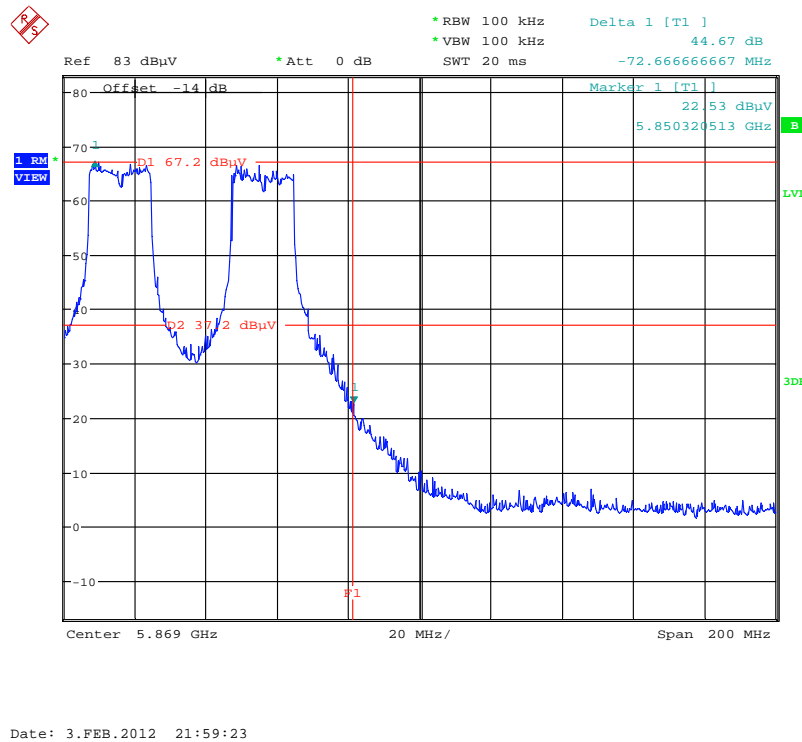


Date: 4.FEB.2012 03:55:25

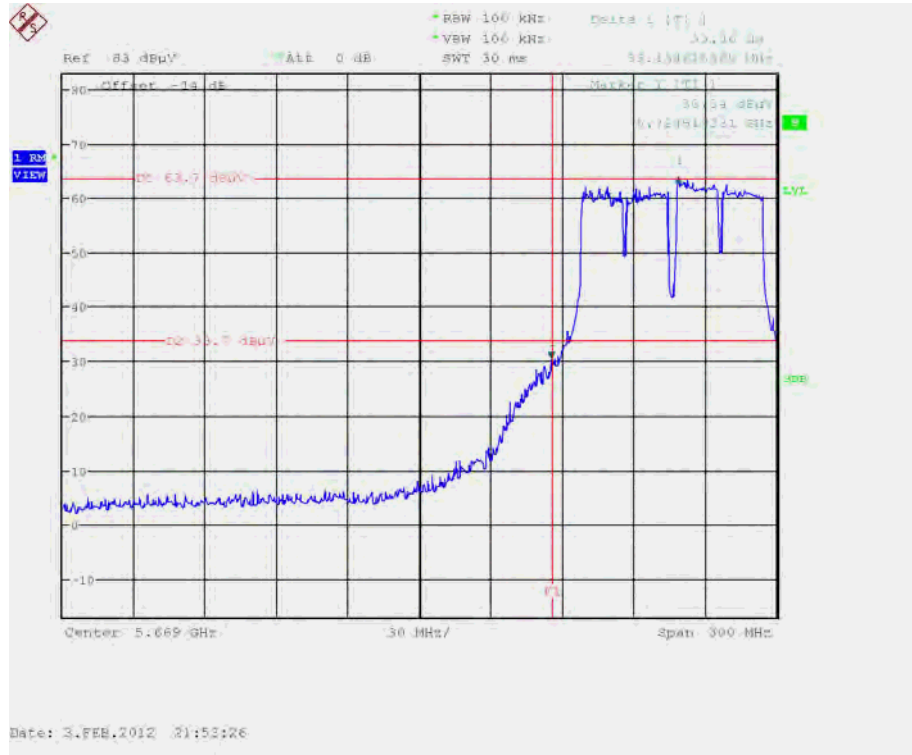
**Low Band Edge Plot on Configuration IEEE 802.11n MCS0 20MHz / Chain 1 / 5745 MHz/ Mode 15 (1TX, 2RX)**



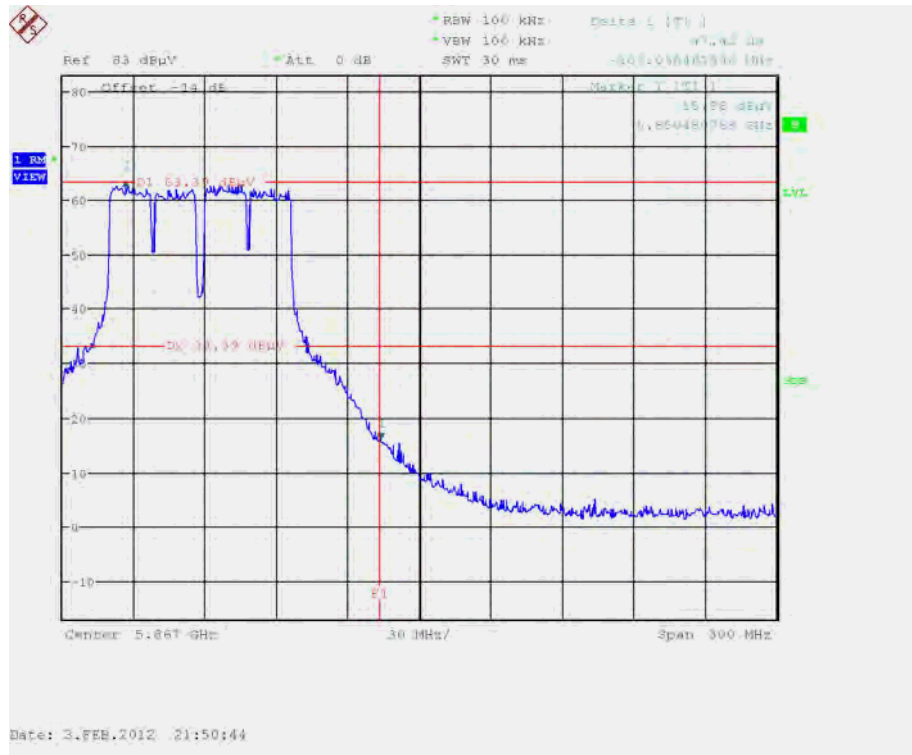
**High Band Edge Plot on Configuration IEEE 802.11n MCS0 20MHz / Chain 1 / 5825 MHz / Mode 15 (1TX, 2RX)**



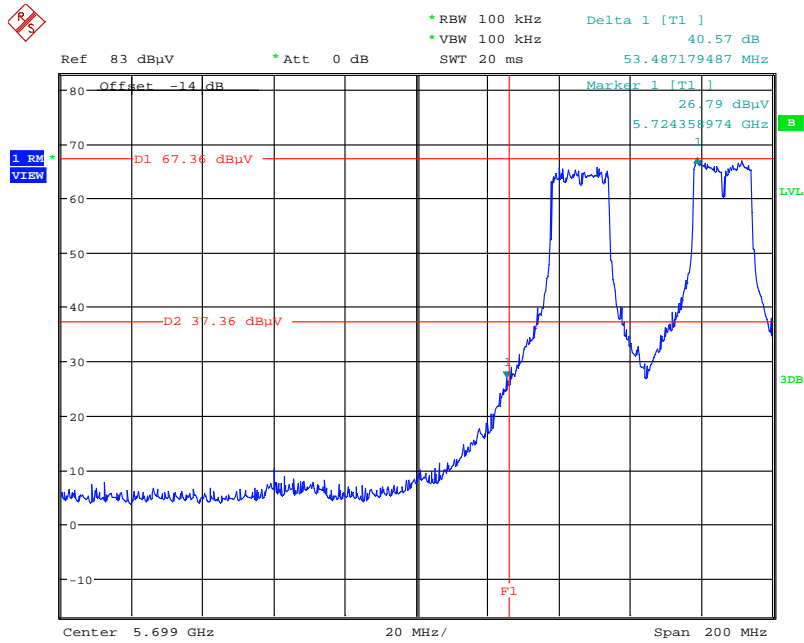
**Low Band Edge Plot on Configuration IEEE 802.11n MCS0 40MHz / Chain 1 / 5755 MHz / Mode 15 (1TX, 2RX)**



**High Band Edge Plot on Configuration IEEE 802.11n MCS0 40MHz / Chain 1 / 5795 MHz / Mode 15 (1TX, 2RX)**

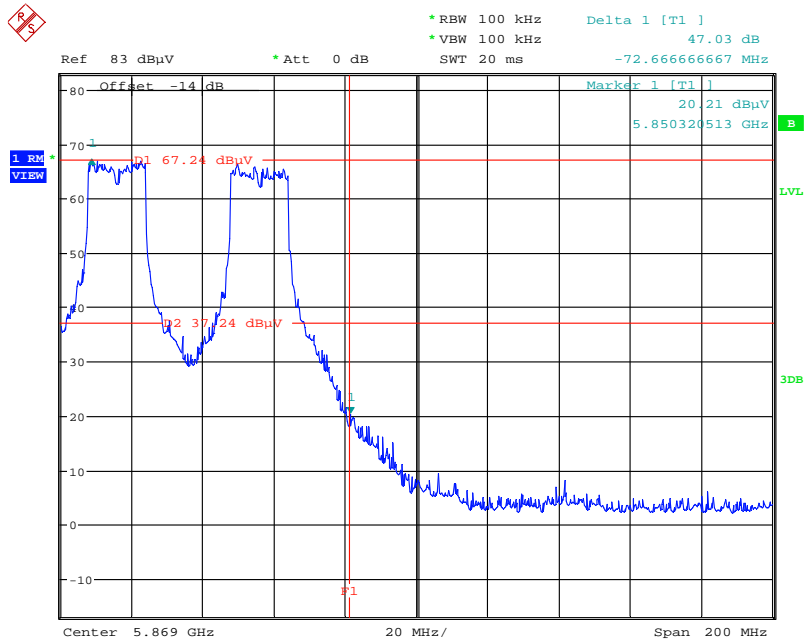


Low Band Edge Plot on Configuration IEEE 802.11a / Chain 1 / 5745 MHz / Mode 15 (1TX, 2RX)



Date: 3.FEB.2012 22:03:43

High Band Edge Plot on Configuration IEEE 802.11a / Chain 1 / 5825 MHz / Mode 15 (1TX, 2RX)



Date: 3.FEB.2012 22:00:53

## 4.7. Antenna Requirements

### 4.7.1. Limit

Except for special regulations, the Low-power Radio-frequency Devices must not be equipped with any jacket for installing an antenna with extension cable. An intentional radiator shall be designed to ensure that no antenna other than that furnished by the responsible party shall be used with the device. The use of a permanently attached antenna or of an antenna that uses a unique coupling to the intentional radiator shall be considered sufficient to comply with the provisions of this Section. The manufacturer may design the unit so that the user can replace a broken antenna, but the use of a standard antenna jack or electrical connector is prohibited. Further, this requirement does not apply to intentional radiators that must be professionally installed.

### 4.7.2. Antenna Connector Construction

Please refer to section 3.3 in this test report; antenna connector complied with the requirements.

## 5. LIST OF MEASURING EQUIPMENTS

Instrument	Manufacturer	Model No.	Serial No.	Characteristics	Calibration Date	Remark
EMI Test Receiver	R&S	ESCS 30	100377	9kHz ~ 2.75GHz	Sep. 14, 2011	Conduction (CO01-CB)
LISN	F.C.C.	FCC-LISN-50-16-2	04083	150kHz ~ 100MHz	Nov. 14, 2011	Conduction (CO01-CB)
V- LISN	Schwarzbeck	NSLK 8127	8127-478	9K ~ 30MHz	Nov. 30, 2011	Conduction (CO01-CB)
BILOG ANTENNA	Schaffner	CBL6112D	22021	20MHz ~ 2GHz	Jan. 11, 2012	Radiation (03CH01-CB)
Horn Antenna	EMCO	3115	00075790	750MHz~18GHz	Nov. 25, 2011	Radiation (03CH01-CB)
Horn Antenna	SCHWARZBEAK	BBHA 9170	BBHA9170252	15GHz ~ 40GHz	Nov. 22, 2011	Radiation (03CH01-CB)
Pre-Amplifier	Agilent	8447D	2944A10991	0.1MHz ~ 1.3GHz	Nov. 17, 2011	Radiation (03CH01-CB)
Pre-Amplifier	Agilent	8449B	3008A02310	1GHz ~ 26.5GHz	Nov. 29, 2011	Radiation (03CH01-CB)
Pre-Amplifier	WM	TF-130N-R1	923365	26.5GHz ~ 40GHz	Jul. 29, 2011	Radiation (03CH01-CB)
Spectrum analyzer	R&S	FSP40	100056	9KHz~40GHz	Nov. 03, 2011	Radiation (05CH01-CB)
EMI Test Receiver	R&S	ESCS 30	100355	9KHz ~ 2.75GHz	Mar. 22, 2011	Radiation (03CH01-CB)
Loop Antenna	Teseq	HLA 6120	24155	9 kHz - 30 MHz	Sep. 09, 2010*	Radiation (03CH01-CB)
Turn Table	INN CO	CO 2000	N/A	0 ~ 360 degree	N/A	Radiation (03CH01-CB)
Antenna Mast	INN CO	CO2000	N/A	1 m - 4 m	N/A	Radiation (03CH01-CB)
RF Cable-low	Woken	Low Cable-1	N/A	30 MHz - 1 GHz	Nov. 17, 2011	Radiation (03CH01-CB)
RF Cable-high	Woken	High Cable-1	N/A	1 GHz – 26.5 GHz	Nov. 17, 2011	Radiation (03CH01-CB)
RF Cable-high	Woken	High Cable-2	N/A	1 GHz – 26.5 GHz	Nov. 17, 2011	Radiation (03CH01-CB)
RF Cable-high	Woken	High Cable-3	N/A	1 GHz - 40 GHz	Nov. 17, 2011	Radiation (03CH01-CB)
RF Cable-high	Woken	High Cable-4	N/A	1 GHz - 40 GHz	Nov. 17, 2011	Radiation (03CH01-CB)
Signal analyzer	R&S	FSV40	100979	9KHz~40GHz	Sep. 26, 2011	Conducted (TH01-CB)
Temp. and Humidity Chamber	Ten Billion	TTH-D3SP	TBN-931011	-30~100 degree	May. 20, 2011	Conducted (TH01-CB)
Thermo-Hygro Meter	N/A	HC 520	#1	15~70 degree	Nov. 02, 2011	Conducted (TH01-CB)
RF Power Divider	HP	11636A	00306	2GHz ~ 18GHz	N/A	Conducted (TH01-CB)
RF Power Splitter	Anaren	44100	1839	2GHz ~ 18GHz	N/A	Conducted (TH01-CB)



Instrument	Manufacturer	Model No.	Serial No.	Characteristics	Calibration Date	Remark
RF Power Splitter	Anaren	42100	17930	2GHz ~ 18GHz	N/A	Conducted (TH01-CB)
RF Cable-high	Woken	High Cable-7	-	1 GHz – 26.5 GHz	Nov. 17, 2011	Conducted (TH01-CB)
RF Cable-high	Woken	High Cable-8	-	1 GHz – 26.5 GHz	Nov. 17, 2011	Conducted (TH01-CB)
RF Cable-high	Woken	High Cable-9	-	1 GHz – 26.5 GHz	Nov. 17, 2011	Conducted (TH01-CB)
RF Cable-high	Woken	High Cable-10	-	1 GHz – 26.5 GHz	Nov. 17, 2011	Conducted (TH01-CB)
RF Cable-high	Woken	High Cable-11	-	1 GHz – 26.5 GHz	Nov. 17, 2011	Conducted (TH01-CB)
RF Cable-high	Woken	High Cable-12	-	1 GHz – 26.5 GHz	Nov. 17, 2011	Conducted (TH01-CB)
RF Cable-high	Woken	High Cable-13	-	1 GHz – 26.5 GHz	Nov. 17, 2011	Conducted (TH01-CB)
Power Sensor	Anritsu	MA2411B	0917223	300MHz~40GHz	Nov. 01, 2011	Conducted (TH01-CB)

Note: Calibration Interval of instruments listed above is one year.

Note: "\*" Calibration Interval of instruments listed above is two years.

## 6. TEST LOCATION

SHIJR	ADD : 6Fl., No. 106, Sec. 1, Shintai 5th Rd., Shijr City, Taipei, Taiwan 221, R.O.C. TEL : 886-2-2696-2468 FAX : 886-2-2696-2255
HWA YA	ADD : No. 52, Hwa Ya 1st Rd., Kwei-Shan Hsiang, Tao Yuan Hsien, Taiwan, R.O.C. TEL : 886-3-327-3456 FAX : 886-3-318-0055
LINKOU	ADD : No. 30-2, Dingfu Tuen, Linkou Shiang, Taipei, Taiwan 244, R.O.C TEL : 886-2-2601-1640 FAX : 886-2-2601-1695
DUNGHU	ADD : No. 3, Lane 238, Kangle St., Neihu Chiu, Taipei, Taiwan 114, R.O.C. TEL : 886-2-2631-4739 FAX : 886-2-2631-9740
JUNGHE	ADD : 7Fl., No. 758, Jungjeng Rd., Junghe City, Taipei, Taiwan 235, R.O.C. TEL : 886-2-8227-2020 FAX : 886-2-8227-2626
NEIHU	ADD : 4Fl., No. 339, Hsin Hu 2 <sup>nd</sup> Rd., Taipei 114, Taiwan, R.O.C. TEL : 886-2-2794-8886 FAX : 886-2-2794-9777
JHUBEI	ADD : No.8, Lane 724, Bo-ai St., Jhubei City, HsinChu County 302, Taiwan, R.O.C. TEL : 886-3-656-9065 FAX : 886-3-656-9085



## 7. TAF CERTIFICATE OF ACCREDITATION



Certificate No. : L1190-110702

財團法人全國認證基金會  
Taiwan Accreditation Foundation

### Certificate of Accreditation

This is to certify that

**Sporton International Inc.**  
**EMC & Wireless Communications Laboratory**  
No.52, Hwa Ya 1st Road, Hwa Ya Technology Park, Kwei-Shan Hsiang, Tao Yuan Hsien,  
Taiwan, R.O.C.

**is accredited in respect of laboratory**

<b>Accreditation Criteria</b>	: ISO/IEC 17025:2005
<b>Accreditation Number</b>	: 1190
<b>Originally Accredited</b>	: December 15, 2003
<b>Effective Period</b>	: January 10, 2010 to January 09, 2013
<b>Accredited Scope</b>	: Testing Field, see described in the Appendix
<b>Specific Accreditation Program</b>	: Accreditation Program for Designated Testing Laboratory for Commodities Inspection Accreditation Program for Telecommunication Equipment Testing Laboratory Accreditation Program for BSMI Mutual Recognition Arrangement with Foreign Authorities

  
Jay-San Chen  
President, Taiwan Accreditation Foundation  
Date : July 02, 2011

P1, total 22 pages

The Appendix forms an integral part of this Certificate, which shall be invalid when use without the Appendix