


## Appendix D. Setup Photographs


<Radiated Emission>

X Plane for <Ant. 1>

LF




HF



Z Plane for <Ant. 2>

LF



HF

