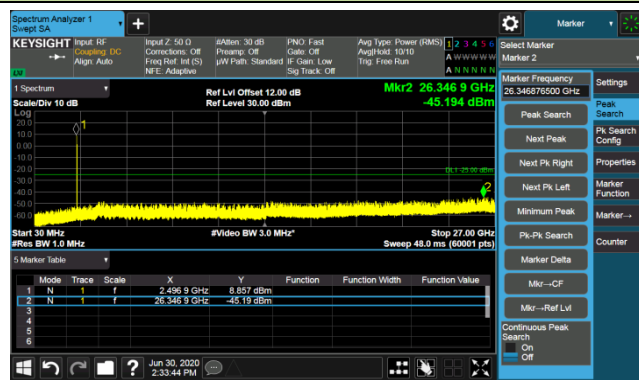


10+15MHz Channel Bandwidth

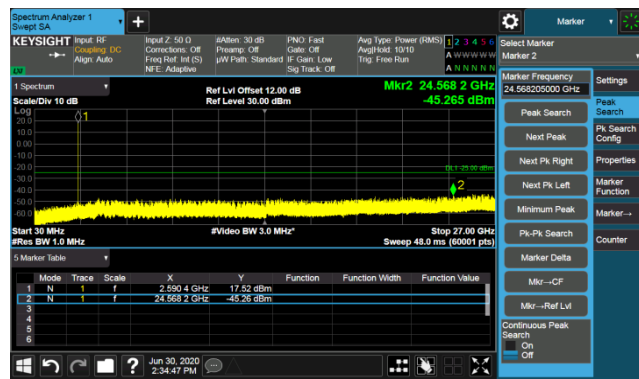
Lowest Channel



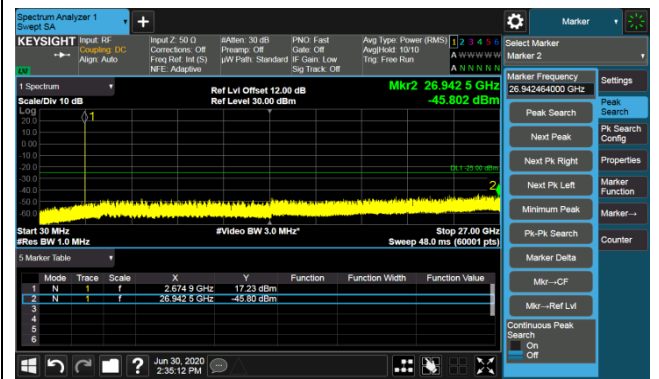
Middle Channel/1RB@0 and 1RB@74



Middle Channel/1RB@49 and 1RB@0

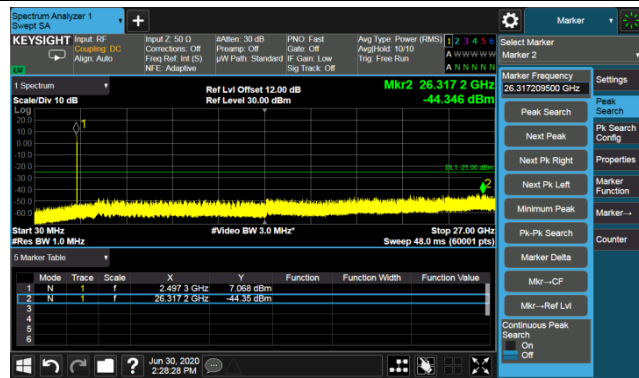


Highest Channel

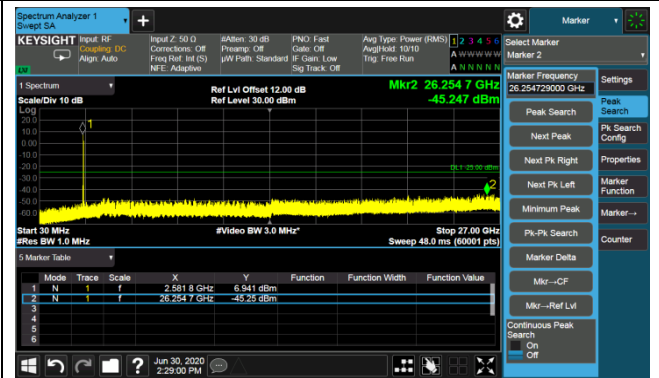


5+20MHz Channel Bandwidth

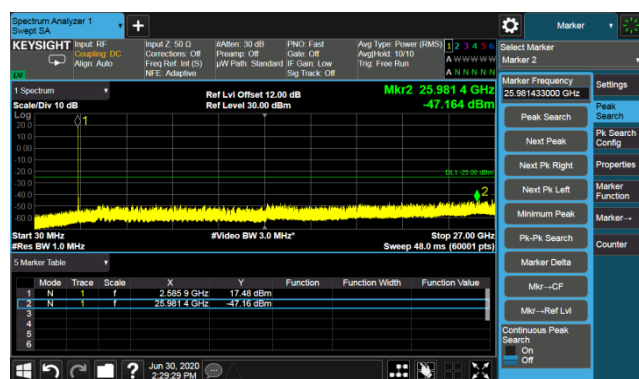
Lowest Channel



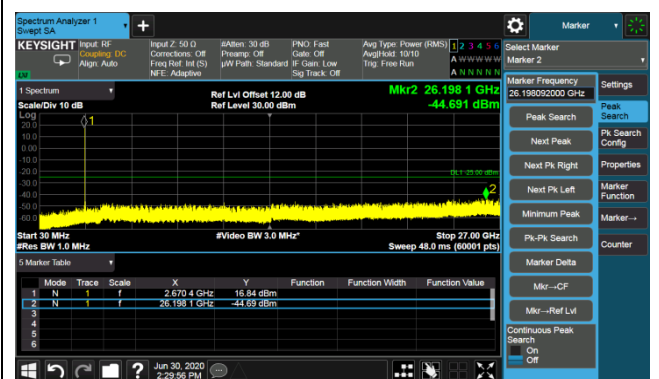
Middle Channel/1RB@0 and 1RB@99



Middle Channel/1RB@24 and 1RB@0



Highest Channel

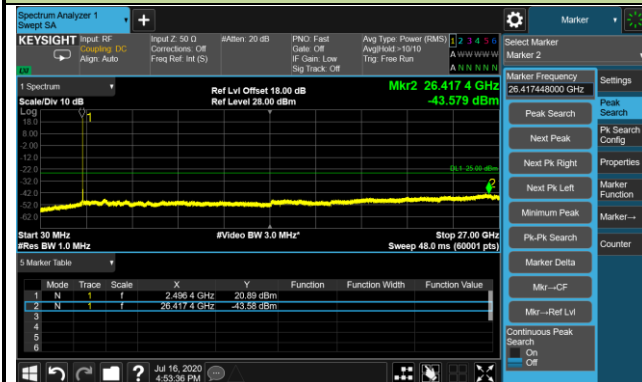


Product	LTE-A Cat 12 M.2 Module	Test Engineer	Candy Luo
Test Date	2020/06/16	Test Site	SR6
Test Band	Band 41 For HPUE	Test Result	Pass


Channel	Frequency (MHz)	Channel Bandwidth (MHz)	Frequency Range (MHz)	Max Spurious Emissions (dBm)	Limit (dBm)	Result
39675	2498.50	5	30 ~ 27000	-43.58	≤ -25.00	Pass
40620	2593.00	5	30 ~ 27000	-43.47	≤ -25.00	Pass
40565	2687.50	5	30 ~ 27000	-44.32	≤ -25.00	Pass
39700	2501.00	10	30 ~ 27000	-44.07	≤ -25.00	Pass
40620	2593.00	10	30 ~ 27000	-42.89	≤ -25.00	Pass
41540	2685.00	10	30 ~ 27000	-44.16	≤ -25.00	Pass
39725	2503.50	15	30 ~ 27000	-43.46	≤ -25.00	Pass
40620	2593.00	15	30 ~ 27000	-43.68	≤ -25.00	Pass
41515	2682.50	15	30 ~ 27000	-43.17	≤ -25.00	Pass
39750	2506.00	20	30 ~ 27000	-44.84	≤ -25.00	Pass
40620	2593.00	20	30 ~ 27000	-44.08	≤ -25.00	Pass
41490	2680.00	20	30 ~ 27000	-43.91	≤ -25.00	Pass

5MHz Channel Bandwidth

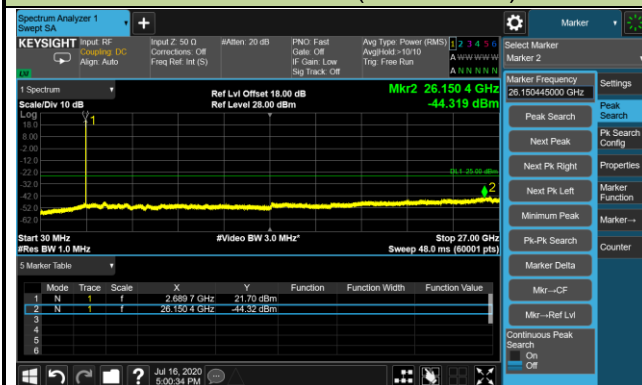
Channel 39675 (2498.5MHz)



Channel 40620 (2593MHz)

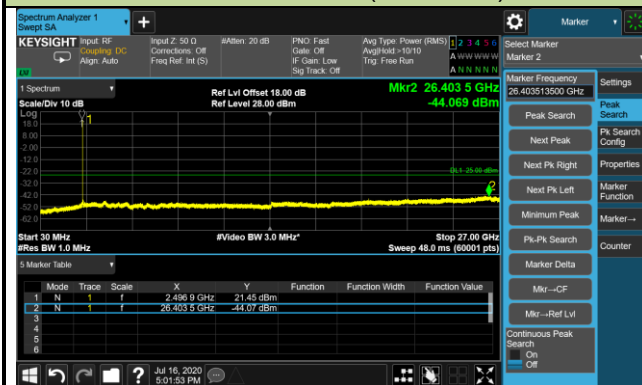


Channel 40565 (2687.5MHz)



10MHz Channel Bandwidth

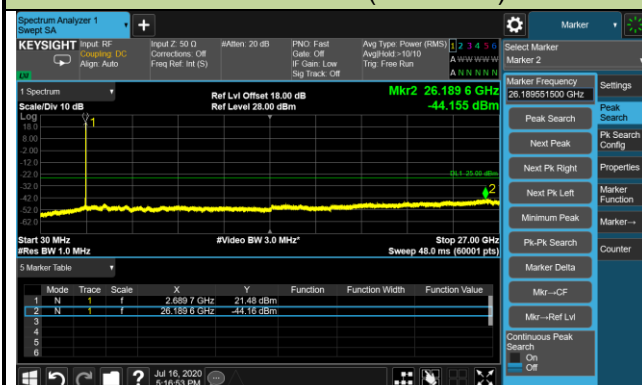
Channel 39700 (2501MHz)



Channel 40620 (2593MHz)

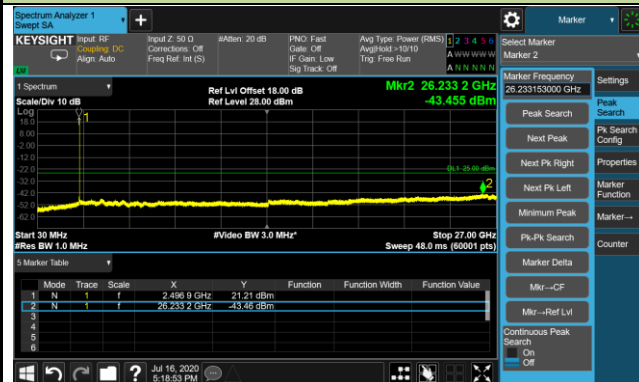


Channel 41540 (2685MHz)

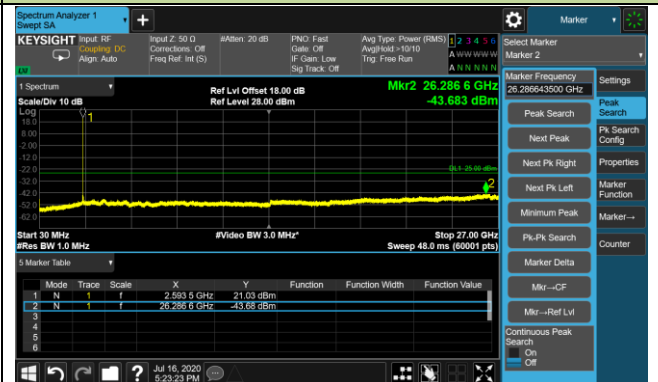


15MHz Channel Bandwidth

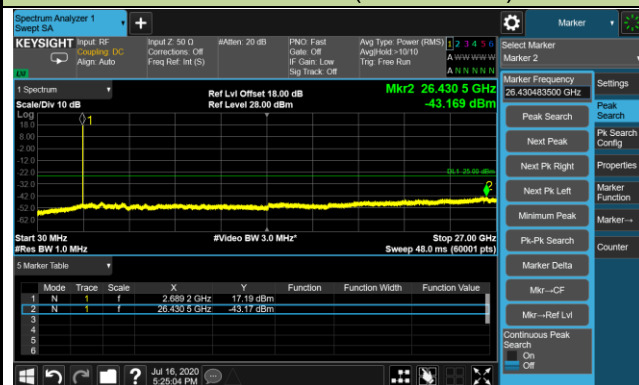
Channel 39725 (2503.5MHz)



Channel 40620 (2593MHz)

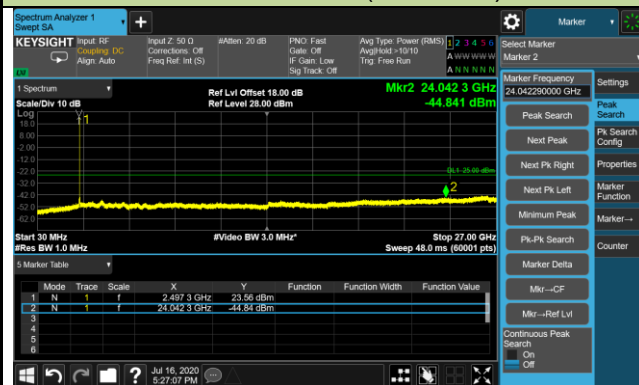


Channel 41515 (2682.5MHz)



20MHz Channel Bandwidth

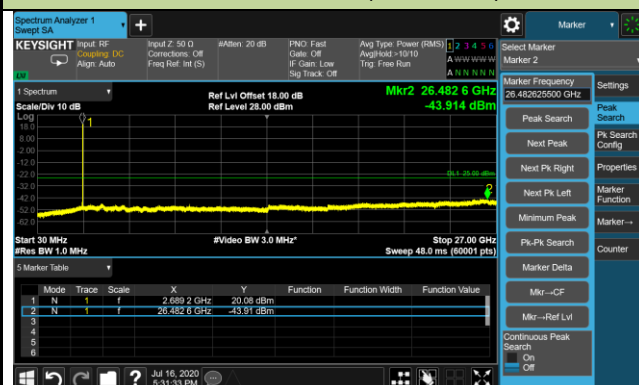
Channel 39750 (2506MHz)



Channel 40620 (2593MHz)



Channel 41490 (2680MHz)



5.8. Radiated Spurious Emissions Measurements

5.8.1. Test Limit

Out of band emissions: The power of any emission outside of the authorized operating frequency ranges must be attenuated below the transmitting power (P) by a factor of at least $43 + 10 \log(P)$ dB. The emission limit equal to -13dBm.

For Band 7, 38/41, the power of any emission outside of the authorized operating frequency ranges must be attenuated below the transmitting power (P) by a factor of at least $55 + 10 \log(P)$ dB. The emission limit equal to -25dBm.

For LTE Band 13, For operations in the 746-758 MHz, 775-788 MHz, and 805-806 MHz bands, emissions in the band 1559-1610 MHz shall be limited to -70 dBW/MHz (-40dBm/MHz) equivalent isotropically radiated power (EIRP) for wideband signals, and -80 dBW (-50dBm) EIRP for discrete emissions of less than 700 Hz bandwidth.

E (dB μ V/m) = EIRP (dBm) - 20 log D + 104.8; where D is the measurement distance in meters. The emission limit equal to 82.3dB μ V/m or 70.3dB μ V/m.

5.8.2. Test Procedure Used

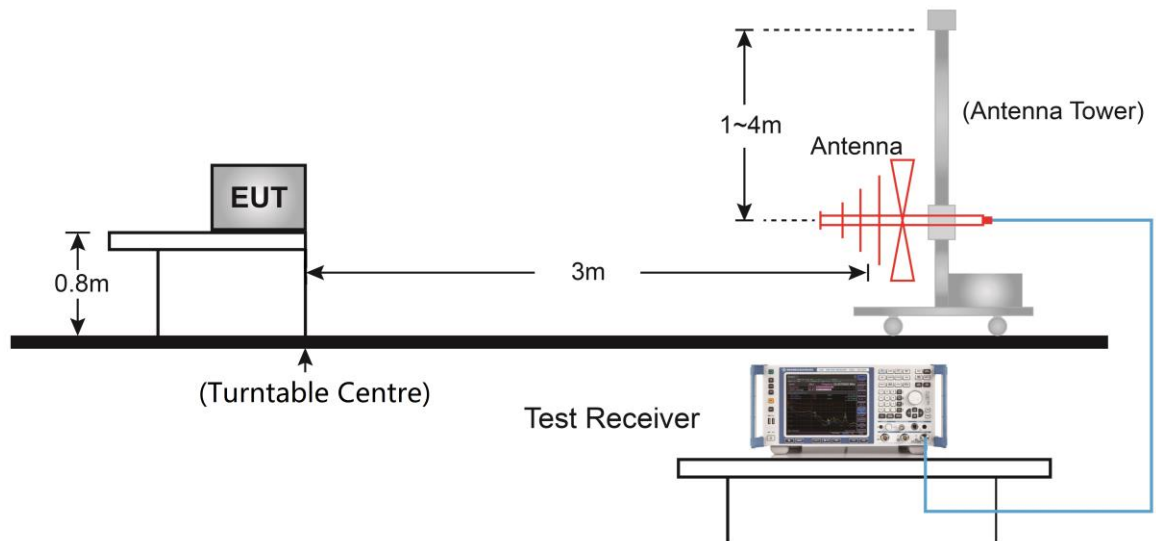
ANSI C63.26-2015 - Section 5.2.7 & 5.5

5.8.3. Test Setting

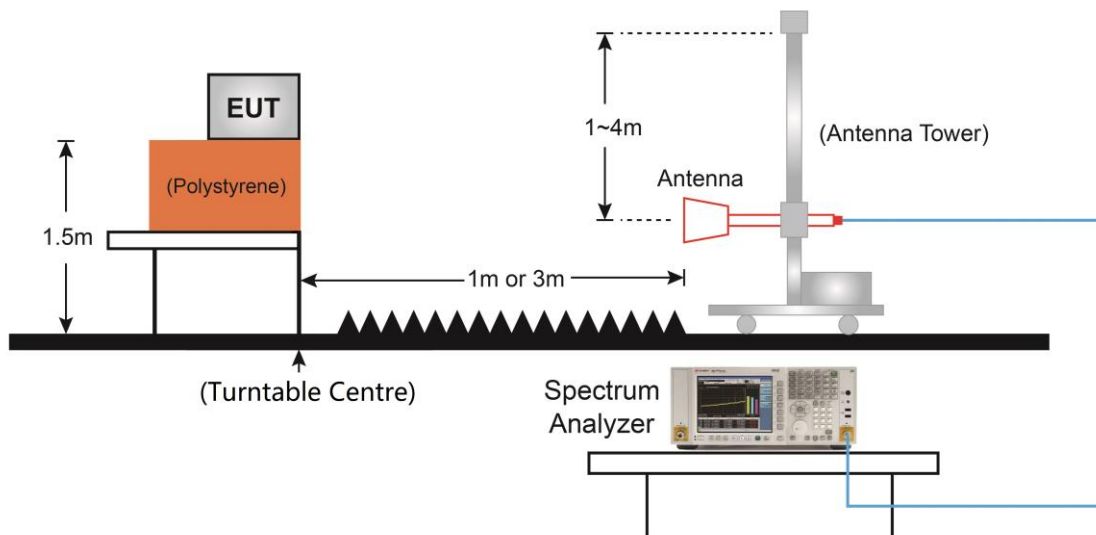
1. RBW = 1MHz
2. VBW \geq 3*RBW
3. Sweep time \geq 10 \times (number of points in sweep) \times (transmission symbol period)
4. Detector = Peak
5. Trace mode = max hold
6. The trace was allowed to stabilize

5.8.4. Test Setup

Below 1GHz Test Setup:



Above 1GHz Test Setup:



5.8.5. Test Result

Product	LTE-A Cat 12 M.2 Module	Test Engineer	Buter Shi
Test Date	2020/07/02	Test Site	AC1
Test Mode	LTE Band 2/25 - 1.4MHz Bandwidth, 1RB, QPSK		

Frequency (MHz)	Reading Level (dBμV)	Factor (dB)	Measure Level(dBμV/m)	Limit (dBμV/m)	Margin (dB)	Detector	Polarization
Bottom CH 26047 (1850.7MHz)							
330.2	24.4	15.7	40.1	82.3	-42.2	Peak	Horizontal
372.4	34.1	16.6	50.8	82.3	-31.5	Peak	Horizontal
35.8	30.8	13.5	44.3	82.3	-38.0	Peak	Vertical
371.4	23.2	16.6	39.7	82.3	-42.6	Peak	Vertical
9517.0	36.3	14.8	51.1	82.3	-31.2	Peak	Horizontal
10528.5	36.9	16.4	53.3	82.3	-29.0	Peak	Horizontal
7451.5	36.6	11.0	47.6	82.3	-34.7	Peak	Vertical
11004.5	37.0	16.5	53.5	82.3	-28.8	Peak	Vertical
Middle CH 26365 (1882.5MHz)							
236.1	18.4	12.3	30.7	82.3	-51.6	Peak	Horizontal
369.5	33.3	16.5	49.7	82.3	-32.6	Peak	Horizontal
35.8	30.8	13.5	44.3	82.3	-38.0	Peak	Vertical
370.5	22.6	16.5	39.2	82.3	-43.1	Peak	Vertical
8097.5	37.2	11.9	49.1	82.3	-33.2	Peak	Horizontal
11004.5	35.8	16.5	52.3	82.3	-30.0	Peak	Horizontal
8046.5	36.7	11.6	48.3	82.3	-34.0	Peak	Vertical
10928.0	35.4	16.6	52.0	82.3	-30.3	Peak	Vertical
Top CH 26683 (1914.3MHz)							
234.2	17.7	12.0	29.7	82.3	-52.6	Peak	Horizontal
370.5	34.1	16.5	50.6	82.3	-31.7	Peak	Horizontal
35.8	30.9	13.5	44.3	82.3	-38.0	Peak	Vertical
370.5	23.2	16.5	39.8	82.3	-42.5	Peak	Vertical
7936.0	38.1	11.4	49.5	82.3	-32.8	Peak	Horizontal
10630.5	36.4	16.2	52.6	82.3	-29.7	Peak	Horizontal
8063.5	37.2	11.5	48.7	82.3	-33.6	Peak	Vertical
10885.5	36.3	16.7	53.0	82.3	-29.3	Peak	Vertical

Note: Measure Level (dBm) = Reading Level (dBm) + Factor (dB).

Product	LTE-A Cat 12 M.2 Module	Test Engineer	Buter Shi
Test Date	2020/07/02	Test Site	AC1
Test Mode	LTE Band 4/66 - 1.4MHz Bandwidth, 1RB, QPSK		

Frequency (MHz)	Reading Level (dBμV)	Factor (dB)	Measure Level(dBμV/m)	Limit (dBμV/m)	Margin (dB)	Detector	Polarization
Bottom CH 131979 (1710.7MHz)							
328.8	26.4	15.7	42.1	82.3	-40.2	Peak	Horizontal
368.0	36.7	16.4	53.1	82.3	-29.2	Peak	Horizontal
35.3	32.5	13.3	45.8	82.3	-36.5	Peak	Vertical
369.0	24.0	16.5	40.5	82.3	-41.8	Peak	Vertical
9262.0	36.1	14.5	50.6	82.3	-31.7	Peak	Horizontal
10758.0	37.3	16.0	53.4	82.3	-28.9	Peak	Horizontal
7893.5	38.5	11.0	49.6	82.3	-32.7	Peak	Vertical
10639.0	36.4	16.2	52.6	82.3	-29.7	Peak	Vertical
Middle CH 132322 (1745.0MHz)							
232.2	19.8	11.7	31.5	82.3	-50.8	Peak	Horizontal
369.0	36.8	16.5	53.3	82.3	-29.0	Peak	Horizontal
35.8	32.5	13.5	45.9	82.3	-36.4	Peak	Vertical
371.9	23.9	16.6	40.5	82.3	-41.8	Peak	Vertical
8803.0	36.2	13.0	49.3	82.3	-33.0	Peak	Horizontal
10707.0	37.9	16.0	53.9	82.3	-28.4	Peak	Horizontal
7936.0	37.8	11.4	49.1	82.3	-33.2	Peak	Vertical
10137.5	36.7	15.6	52.3	82.3	-30.0	Peak	Vertical
Top CH 132665 (1779.3MHz)							
329.7	26.7	15.7	42.5	82.3	-39.8	Peak	Horizontal
370.0	35.9	16.5	52.4	82.3	-29.9	Peak	Horizontal
35.8	32.7	13.5	46.1	82.3	-36.2	Peak	Vertical
371.0	24.0	16.6	40.6	82.3	-41.7	Peak	Vertical
7953.0	36.8	11.7	48.4	82.3	-33.9	Peak	Horizontal
10945.0	36.1	16.8	52.8	82.3	-29.5	Peak	Horizontal
9517.0	36.3	14.8	51.1	82.3	-31.2	Peak	Vertical
10528.5	36.9	16.4	53.3	82.3	-29.0	Peak	Vertical

Note: Measure Level (dBm) = Reading Level (dBm) + Factor (dB).

Product	LTE-A Cat 12 M.2 Module	Test Engineer	Buter Shi
Test Date	2020/07/02	Test Site	AC1
Test Mode	LTE Band 5/26 - 1.4MHz Bandwidth, 1RB, QPSK		

Frequency (MHz)	Reading Level (dBμV)	Factor (dB)	Measure Level(dBμV/m)	Limit (dBμV/m)	Margin (dB)	Detector	Polarization
Bottom CH 26697 (814.7MHz)							
330.2	21.1	15.7	36.8	82.3	-45.5	Peak	Horizontal
371.9	31.1	16.6	47.7	82.3	-34.6	Peak	Horizontal
38.7	29.2	13.8	42.9	82.3	-39.4	Peak	Vertical
374.4	21.5	16.7	38.2	82.3	-44.1	Peak	Vertical
7859.5	37.5	11.1	48.6	82.3	-33.7	Peak	Horizontal
10987.5	36.3	16.6	52.9	82.3	-29.4	Peak	Horizontal
7970.0	37.5	11.5	49.1	82.3	-33.2	Peak	Vertical
10392.5	37.0	16.0	53.0	82.3	-29.3	Peak	Vertical
Middle CH 26865 (831.5MHz)							
329.2	22.6	15.7	38.4	82.3	-43.9	Peak	Horizontal
368.5	30.0	16.4	46.4	82.3	-35.9	Peak	Horizontal
38.7	27.6	13.8	41.4	82.3	-40.9	Peak	Vertical
373.9	22.5	16.7	39.2	82.3	-43.1	Peak	Vertical
7366.5	37.8	10.9	48.6	82.3	-33.7	Peak	Horizontal
10545.5	35.8	16.5	52.3	82.3	-30.0	Peak	Horizontal
7919.0	37.7	11.3	49.0	82.3	-33.3	Peak	Vertical
10817.5	36.4	16.2	52.6	82.3	-29.7	Peak	Vertical
Top CH 27033 (848.3MHz)							
330.2	21.8	15.7	37.6	82.3	-44.7	Peak	Horizontal
368.0	30.4	16.4	46.9	82.3	-35.4	Peak	Horizontal
38.7	28.7	13.8	42.5	82.3	-39.8	Peak	Vertical
371.4	20.5	16.6	37.1	82.3	-45.2	Peak	Vertical
8106.0	36.8	11.7	48.5	82.3	-33.8	Peak	Horizontal
11565.5	37.6	15.6	53.2	82.3	-29.1	Peak	Horizontal
9389.5	36.7	14.5	51.2	82.3	-31.1	Peak	Vertical
10987.5	37.1	16.6	53.7	82.3	-28.6	Peak	Vertical

Note: Measure Level (dBm) = Reading Level (dBm) + Factor (dB).

Product	LTE-A Cat 12 M.2 Module	Test Engineer	Buter Shi
Test Date	2020/07/02	Test Site	AC1
Test Mode	LTE Band 7 - 5MHz Bandwidth, 1RB, QPSK		

Frequency (MHz)	Reading Level (dBμV)	Factor (dB)	Measure Level(dBμV/m)	Limit (dBμV/m)	Margin (dB)	Detector	Polarization
Bottom CH 20775 (2502.5MHz)							
325.4	27.4	15.7	43.1	70.3	-27.2	Peak	Horizontal
370.0	37.5	16.5	54.0	70.3	-16.3	Peak	Horizontal
35.3	31.1	13.3	44.5	70.3	-25.8	Peak	Vertical
370.5	24.5	16.5	41.0	70.3	-29.3	Peak	Vertical
7995.5	38.8	11.3	50.0	70.3	-20.3	Peak	Horizontal
11106.5	37.1	16.0	53.1	70.3	-17.2	Peak	Horizontal
8259.0	38.0	11.5	49.6	70.3	-20.7	Peak	Vertical
10834.5	36.5	16.4	53.0	70.3	-17.3	Peak	Vertical
Middle CH 21100 (2535.0MHz)							
329.2	27.2	15.7	42.9	70.3	-27.4	Peak	Horizontal
371.4	36.5	16.6	53.1	70.3	-17.2	Peak	Horizontal
35.8	31.6	13.5	45.0	70.3	-25.3	Peak	Vertical
369.5	24.9	16.5	41.4	70.3	-28.9	Peak	Vertical
7961.5	37.1	11.6	48.7	70.3	-21.6	Peak	Horizontal
10392.5	36.6	16.0	52.6	70.3	-17.7	Peak	Horizontal
8063.5	38.1	11.5	49.6	70.3	-20.7	Peak	Vertical
10817.5	36.9	16.2	53.1	70.3	-17.2	Peak	Vertical
Top CH 21425 (2567.5MHz)							
329.2	27.0	15.7	42.7	70.3	-27.6	Peak	Horizontal
372.4	35.9	16.6	52.5	70.3	-17.8	Peak	Horizontal
35.8	31.5	13.5	44.9	70.3	-25.4	Peak	Vertical
368.5	25.7	16.4	42.1	70.3	-28.2	Peak	Vertical
7970.0	38.3	11.5	49.9	70.3	-20.4	Peak	Horizontal
10945.0	35.9	16.8	52.6	70.3	-17.7	Peak	Horizontal
7936.0	37.6	11.4	49.0	70.3	-21.3	Peak	Vertical
10197.0	37.1	15.8	52.9	70.3	-17.4	Peak	Vertical

Note: Measure Level (dBm) = Reading Level (dBm) + Factor (dB).

Product	LTE-A Cat 12 M.2 Module	Test Engineer	Buter Shi
Test Date	2020/07/02	Test Site	AC1
Test Mode	LTE Band 12 - 1.4MHz Bandwidth, 1RB, QPSK		

Frequency (MHz)	Reading Level (dBμV)	Factor (dB)	Measure Level(dBμV/m)	Limit (dBμV/m)	Margin (dB)	Detector	Polarization
Bottom CH 23017 (699.7MHz)							
35.8	31.5	13.5	44.9	82.3	-37.4	Peak	Horizontal
368.5	25.7	16.4	42.1	82.3	-40.2	Peak	Horizontal
38.7	28.5	13.8	42.2	82.3	-40.1	Peak	Vertical
158.5	20.0	14.6	34.6	82.3	-47.7	Peak	Vertical
8310.0	38.6	11.2	49.8	82.3	-32.5	Peak	Horizontal
10877.0	36.7	16.8	53.4	82.3	-28.9	Peak	Horizontal
8259.0	37.5	11.5	49.0	82.3	-33.3	Peak	Vertical
11242.5	36.9	16.2	53.2	82.3	-29.1	Peak	Vertical
Bottom CH 23095 (707.5MHz)							
46.5	21.1	14.5	35.6	82.3	-46.7	Peak	Horizontal
369.5	34.0	16.5	50.5	82.3	-31.8	Peak	Horizontal
35.3	33.4	13.3	46.7	82.3	-35.6	Peak	Vertical
120.7	22.6	12.1	34.7	82.3	-47.6	Peak	Vertical
7978.5	37.4	11.4	48.9	82.3	-33.4	Peak	Horizontal
10877.0	36.0	16.8	52.7	82.3	-29.6	Peak	Horizontal
7944.5	37.5	11.5	49.0	82.3	-33.3	Peak	Vertical
10928.0	36.7	16.6	53.3	82.3	-29.0	Peak	Vertical
Bottom CH 23173 (715.3MHz)							
148.8	21.7	14.4	36.1	82.3	-46.2	Peak	Horizontal
371.4	34.8	16.6	51.4	82.3	-30.9	Peak	Horizontal
36.3	32.4	13.5	45.9	82.3	-36.4	Peak	Vertical
372.4	24.0	16.6	40.7	82.3	-41.6	Peak	Vertical
8046.5	38.0	11.6	49.6	82.3	-32.7	Peak	Horizontal
10868.5	36.7	16.6	53.3	82.3	-29.0	Peak	Horizontal
8004.0	37.7	11.3	49.0	82.3	-33.3	Peak	Vertical
11531.5	37.0	15.9	52.9	82.3	-29.4	Peak	Vertical

Note: Measure Level (dBm) = Reading Level (dBm) + Factor (dB).

Product	LTE-A Cat 12 M.2 Module	Test Engineer	Buter Shi
Test Date	2020/07/02	Test Site	AC1
Test Mode	LTE Band 13 - 5MHz Bandwidth, 1RB, QPSK		

Frequency (MHz)	Reading Level (dBμV)	Factor (dB)	Measure Level(dBμV/m)	Limit (dBμV/m)	Margin (dB)	Detector	Polarization
Bottom CH 2305 (779.5MHz)							
312.3	30.3	20.4	50.7	82.3	-31.6	Peak	Horizontal
361.7	27.3	21.3	48.6	82.3	-33.7	Peak	Horizontal
311.3	21.4	20.4	41.8	82.3	-40.5	Peak	Vertical
360.3	23.1	21.3	44.3	82.3	-38.0	Peak	Vertical
1554.5	36.4	-4.7	31.8	82.3	-50.5	Peak	Horizontal
2331.8	33.3	-1.1	32.2	82.3	-50.1	Peak	Horizontal
1554.5	36.1	-4.7	31.4	82.3	-50.9	Peak	Vertical
2331.8	33.7	-1.1	32.6	82.3	-49.7	Peak	Vertical
Middle CH 23230 (782.0MHz)							
311.3	27.8	20.4	48.1	82.3	-34.2	Peak	Horizontal
360.3	24.6	21.3	45.9	82.3	-36.4	Peak	Horizontal
311.3	20.3	20.4	40.7	82.3	-41.6	Peak	Vertical
360.3	22.1	21.3	43.3	82.3	-39.0	Peak	Vertical
1559.5	36.2	-4.6	31.6	55.3	-23.7	Peak	Horizontal
2339.3	32.8	-1.1	31.7	82.3	-50.6	Peak	Horizontal
1559.5	36.9	-4.6	32.3	55.3	-23.0	Peak	Vertical
2339.3	33.2	-1.1	32.1	82.3	-50.2	Peak	Vertical
Top CH 23255 (784.5MHz)							
314.2	28.8	20.5	49.3	82.3	-33.0	Peak	Horizontal
361.3	25.5	21.3	46.8	82.3	-35.5	Peak	Horizontal
310.3	20.2	20.4	40.6	82.3	-41.7	Peak	Vertical
363.2	22.3	21.4	43.6	82.3	-38.7	Peak	Vertical
1564.5	36.5	-4.5	32.0	55.3	-23.2	Peak	Horizontal
2346.8	33.0	-1.2	31.8	82.3	-50.5	Peak	Horizontal
1564.5	36.0	-4.5	31.5	55.3	-23.8	Peak	Vertical
2346.8	33.0	-1.2	31.9	82.3	-50.4	Peak	Vertical

Note: Measure Level (dBm) = Reading Level (dBm) + Factor (dB).

Product	LTE-A Cat 12 M.2 Module	Test Engineer	Buter Shi
Test Date	2020/07/02	Test Site	AC1
Test Mode	LTE Band 38/41 - 5MHz Bandwidth, 1RB, QPSK		

Frequency (MHz)	Reading Level (dBμV)	Factor (dB)	Measure Level(dBμV/m)	Limit (dBμV/m)	Margin (dB)	Detector	Polarization
Bottom CH 39675 (2498.5MHz)							
327.8	26.8	15.7	42.5	70.3	-27.8	Peak	Horizontal
371.0	36.9	16.6	53.5	70.3	-16.8	Peak	Horizontal
36.3	31.4	13.5	44.8	70.3	-25.5	Peak	Vertical
371.0	24.2	16.6	40.7	70.3	-29.6	Peak	Vertical
7978.5	37.9	11.4	49.4	70.3	-20.9	Peak	Horizontal
10894.0	36.5	16.5	53.0	70.3	-17.3	Peak	Horizontal
7953.0	36.7	11.7	48.4	70.3	-21.9	Peak	Vertical
10945.0	35.9	16.8	52.7	70.3	-17.6	Peak	Vertical
Middle CH 40620 (2593.0MHz)							
330.7	26.5	15.7	42.2	70.3	-28.1	Peak	Horizontal
372.4	37.0	16.6	53.7	70.3	-16.6	Peak	Horizontal
35.3	31.7	13.3	45.1	70.3	-25.2	Peak	Vertical
372.9	24.3	16.7	40.9	70.3	-29.4	Peak	Vertical
8012.5	36.8	11.4	48.2	70.3	-22.1	Peak	Horizontal
10673.0	36.6	16.0	52.6	70.3	-17.7	Peak	Horizontal
7757.5	39.1	10.7	49.9	70.3	-20.4	Peak	Vertical
10358.5	37.2	16.2	53.4	70.3	-16.9	Peak	Vertical
Top CH 40565 (2687.5MHz)							
328.3	26.7	15.7	42.4	70.3	-27.9	Peak	Horizontal
369.0	37.8	16.5	54.2	70.3	-16.1	Peak	Horizontal
35.8	31.8	13.5	45.3	70.3	-25.0	Peak	Vertical
371.4	25.3	16.6	41.9	70.3	-28.4	Peak	Vertical
7970.0	37.1	11.5	48.7	70.3	-21.6	Peak	Horizontal
11642.0	38.1	15.3	53.3	70.3	-17.0	Peak	Horizontal
7757.5	38.3	10.7	49.0	70.3	-21.3	Peak	Vertical
11361.5	36.9	16.0	52.9	70.3	-17.4	Peak	Vertical

Note: Measure Level (dBm) = Reading Level (dBm) + Factor (dB).

Product	LTE-A Cat 12 M.2 Module	Test Engineer	Buter Shi
Test Date	2020/08/04	Test Site	AC1
Test Mode	LTE Band 41 For HPUE - 5MHz Bandwidth, 1RB, QPSK		

Frequency (MHz)	Reading Level (dBμV)	Factor (dB)	Measure Level(dBμV/m)	Limit (dBμV/m)	Margin (dB)	Detector	Polarization
Bottom CH 39675 (2498.5MHz)							
311.3	19.9	20.4	40.3	70.3	-30.0	Peak	Horizontal
363.7	19.9	21.4	41.3	70.3	-29.0	Peak	Horizontal
312.3	29.1	20.4	49.5	70.3	-20.8	Peak	Vertical
361.3	26.0	21.3	47.3	70.3	-23.0	Peak	Vertical
4992.7	30.7	4.0	34.7	70.3	-35.6	Peak	Horizontal
7489.0	32.1	12.2	44.2	70.3	-26.1	Peak	Horizontal
4992.7	31.9	4.0	35.9	70.3	-34.4	Peak	Vertical
7489.0	33.7	12.2	45.9	70.3	-24.4	Peak	Vertical
Middle CH 40620 (2593.0MHz)							
312.3	29.4	20.4	49.8	70.3	-20.5	Peak	Horizontal
360.3	26.6	21.3	47.9	70.3	-22.4	Peak	Horizontal
311.8	20.4	20.4	40.8	70.3	-29.5	Peak	Vertical
361.7	19.8	21.3	41.2	70.3	-29.1	Peak	Vertical
5151.7	31.1	4.5	35.6	70.3	-34.7	Peak	Horizontal
7772.5	30.3	11.9	42.2	70.3	-28.1	Peak	Horizontal
5181.7	34.6	4.5	39.0	70.3	-31.3	Peak	Vertical
7772.5	32.9	11.9	44.8	70.3	-25.5	Peak	Vertical
Top CH 40565 (2687.5MHz)							
313.2	29.0	20.5	49.5	70.3	-20.8	Peak	Horizontal
362.2	26.0	21.3	47.4	70.3	-22.9	Peak	Horizontal
311.3	19.9	20.4	40.3	70.3	-30.0	Peak	Vertical
359.3	19.7	21.3	41.0	70.3	-29.3	Peak	Vertical
5370.7	30.7	4.3	35.0	70.3	-35.3	Peak	Horizontal
8056.0	28.7	12.7	41.4	70.3	-28.9	Peak	Horizontal
5369.0	40.4	0.0	40.5	70.3	-29.8	Peak	Vertical
10834.5	34.8	13.9	48.6	70.3	-21.7	Peak	Vertical

Note: Measure Level (dBm) = Reading Level (dBm) + Factor (dB).

6. CONCLUSION

The data collected relate only the item(s) tested and show that unit is compliance with FCC Rules.

Appendix A - Test Setup Photograph

Refer to "2006RSU085-UT" file.

Appendix B - EUT Photograph

Refer to "2006RSU085-UE" file.