

## Appendix C. Setup Photographs


### <Radiated Emission>


X Plane with Adapter for Cellular Band and AWS Band

LF



HF



**SHF**

Y Plane with Adapter for PCS Band


LF



HF



SHF



————THE END————