

Wireless for HDMI Sender Wireless for HDMI Receiver GTV-WHD-1080P-LRR GTV-WHD-1080P-SRR



Congratulations on your purchase of the Wireless for HDMI Extender. Your complete satisfaction is very important to us.

The GefenTV Wireless for HDMI Extender

The GefenTV Wireless for HDMI Extender system sends high definition audio and video to any HDTV display up to 100 feet (30 meters) away. It extends HDMI A/V content from computers with HDMI, set-top boxes, Blu-ray players, and other A/V sources to remote HDMI-compliant display(s). The Wireless for HDMI Extender LR supports HD resolutions up to 1080p Full HD along with up to 7.1-channels of digital audio in PCM, Dolby®, or DTS® formats. An IR emitter can be connected to the Sender unit, allowing control of the source* from another room simply by pointing the IR remote at the Receiver unit. The Wireless for HDMI Extender transmits through walls and does not require line-of-sight placement of transceivers for good reception.

FCC Statement

This equipment has been tested and found to comply with the limits for a Class B digital device, pursuant to part 15 of the FCC Rules. These limits are designed to provide reasonable protection against harmful interference in a residential installation. This equipment generates uses and can radiate radio frequency energy and, if not installed and used in accordance with the instructions, may cause harmful interference to radio communications. However, there is no guarantee that interference will not occur in a particular installation. If this equipment does cause harmful interference to radio or television reception, which can be determined by turning the equipment off and on, the user is encouraged to try to correct the interference by one or more of the following measures:

- Reorient or relocate the receiving antenna.
- Increase the separation between the equipment and receiver.
- Connect the equipment into an outlet on a circuit different from that to which the receiver is connected.
- Consult the dealer or an experienced radio/TV technician for help.

Start Here

Installation *Input and Output*

1

Make sure you have everything that came with your product:

Item

- (1) Wireless for HDMI Extender (Sender Unit)
- (1) Wireless for HDMI Extender (Receiver Unit)
- (2) Cradles for Sender and Receiver Units
- (2) 5 ft. HDMI Cables
- (1) Handheld Remote Controller
- (1) IR Emitter
- (2) 5V/2A DC Power supplies
- (1) Quick-Start Guide



If any of these items are missing from your product, call Gefen Technical Support between 8:00 AM to 5:00 PM Monday through Friday, Pacific Time. Refer to the last page of this Quick-Start Guide for contact information.




NOTE: The User Manual and Warranty information for this product can be downloaded from the support section on the Gefen Web site. You can also download the manual by scanning the QR code above.

1. Connect the HDMI cable from the Hi-Def source to the HDMI input on the Sender unit.



2. Connect the included HDMI cable from the HDMI output on the Receiver unit to the HDMI input on the HDTV display.




IR Emitter and Power

2


Pairing

3


3. Connect the included IR Emitter to the Sender unit and place it near the IR sensor of the source unit to be controlled* using the IR Back Channel.



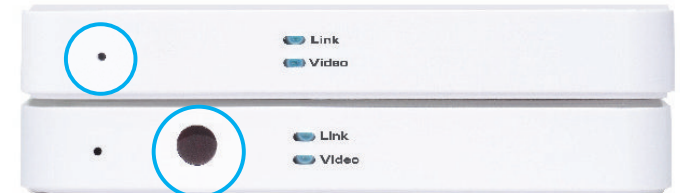
4. To power-on the units, connect the included power supplies and plug the power cords into available electrical outlets.



5. Turn on the display and wait 15 to 25 seconds for the link and video indicators to turn on. A message indicating that the Sender and Receiver units are paired should appear on the display.



6. If the Sender and Receiver units do not pair automatically, point the IR remote at the IR sensor window on the Receiver and press Menu. Navigate through the on-screen menu and have the Receiver look for a Sender. Using a paper clip, press and hold the pairing button on the Sender until the Link LED stops blinking. Press OK on the remote. A message indicating that the Sender and the Receiver have been paired will appear on the display.





FCC Radiation Exposure Statement

This device complies with FCC radiation exposure limits set forth for an uncontrolled environment and it also complies with Part 15 of the FCC RF Rules. This transmitter must not be co-located or operating in conjunction with any other antenna or transmitter.

Operation is subject to the following two conditions:

- (1) this device may not cause harmful interference, and
- (2) this device must accept any interference received, including interference that may cause undesired operation.

Caution!

The manufacturer is not responsible for any radio or TV interference caused by unauthorized modifications to this equipment. Such modifications could void the user authority to operate the equipment.

This equipment should be installed and operated with a minimum distance of 20 centimeters between the radiator and your body.

Note: Indoor use only.

Technical Support:

(818) 772-9100

(800) 545-6900

Fax: (818) 772-9120

Gefen, LLC

c/o Customer Service

20600 Nordhoff St

Chatsworth, CA 91311

Technical Support Hours:

8:00 AM to 5:00 PM Monday through Friday, Pacific Time

support@gefentv.com

Wireless for HDMI Extender is a trademark of Gefen, LLC

Gefen, LLC reserves the right to make changes in the hardware, packaging, and any accompanying documentation without prior written notice.

© 2012 Gefen, LLC. All rights reserved.

All trademarks are the property of their respective owners.

All features and specifications are subject to change without notice.

* Please see www.gefentv.com for a list of compatible brands and models.



* Q S G - G T V - W H D - 1 0 8 0 P - L R *

This product uses UL or CE listed power supplies.

Rev A3