


1. Photographs of Radiated Emissions Test Configuration


For radiated emissions 30MHz~1GHz

Adapter mode


Front view



Rear view




DC power supply
mode




Front view


Rear view



PoE mode




Front view



Rear view

For radiated emissions above 1GHz
Adapter mode

Front view



Rear view



————THE END————