

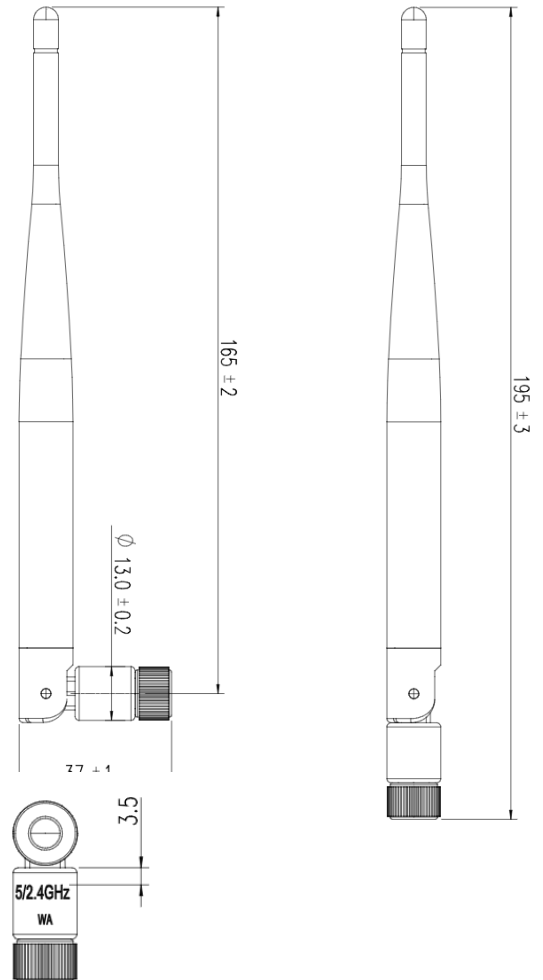


Part: 170836-000 Wi-Fi Antenna Spec Sheet

Specifications:

Revision: 7 Sept 2022

A. Electrical Characteristics	
Frequency	2400-2500 MHz 5150-5850 MHz
Gain (dBi)	<= 2.21 @ 2400 MHz <= 2.47 @ 2450 MHz <= 2.12 @ 2500 MHz <= 2.18 @ 5150 MHz <= 2.19 @ 5350 MHz <= 2.14 @ 5550 MHz <= 2.47 @ 5850 MHz
Impedance	50 Ohm
B. Material & Mechanical Characteristics	
Material of Radiator	Brass
Connector Type	RP-SMA
Radome Color	170836-000: Grey
C. Environmental	
Operation Temperature	-20 °C to +60 °C



1111 W Jefferson St, Boise, ID 83702
Toll Free: 855.813.3385
Local: 208.424.5054
Fax: 208.429.6852

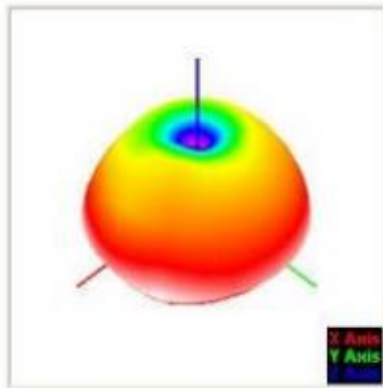
cradlepoint.com

PART OF
ERICSSON

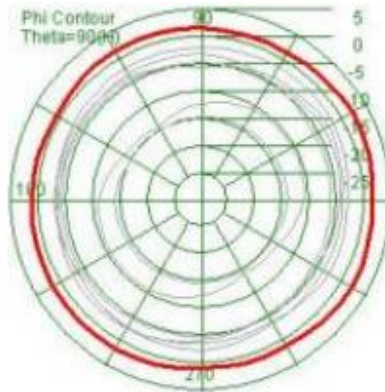
Return Loss:



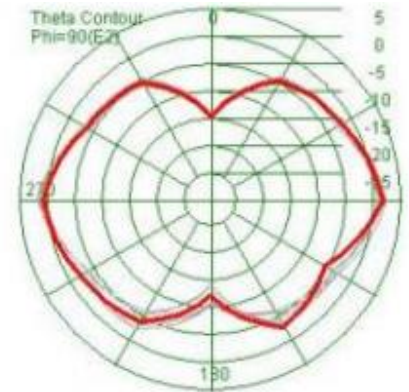
Antenna Patterns:



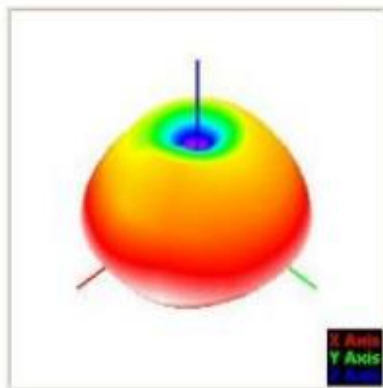
2400MHZ



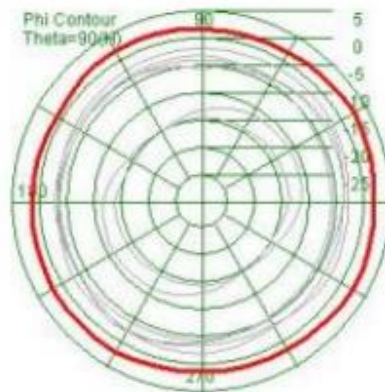
Gain(Peak):2.21dBi



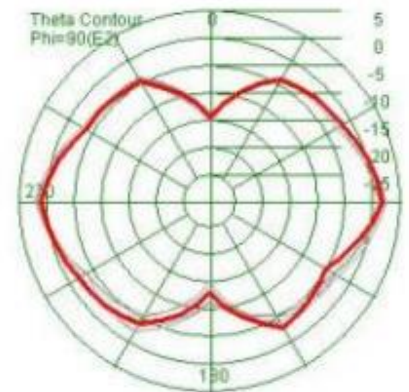
Efficiency:78.4%



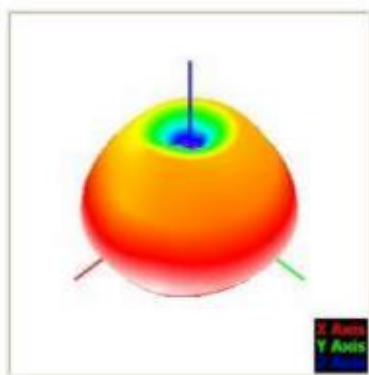
2450MHZ



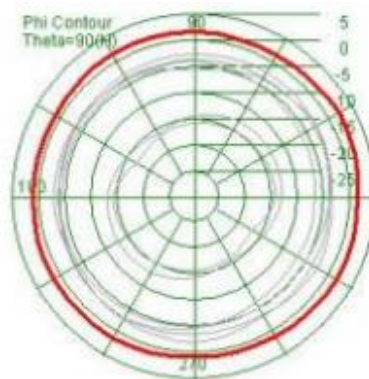
Gain(Peak):2.47dBi



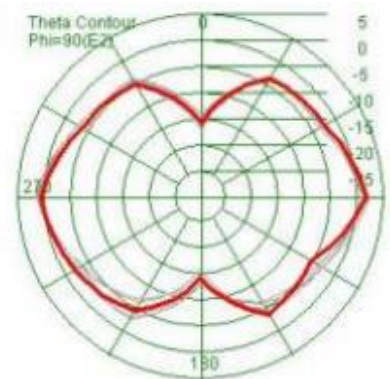
Efficiency:79.7%



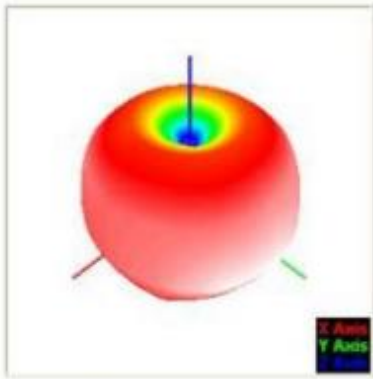
2500MHZ



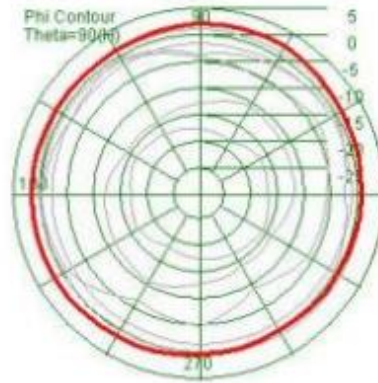
Gain(Peak):2.12dBi



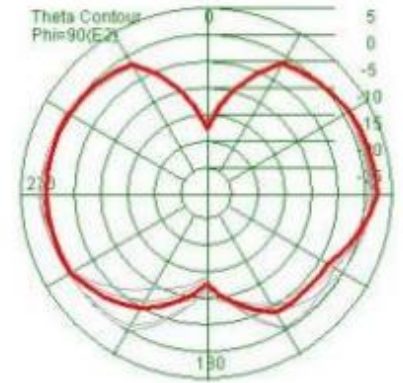
Efficiency:71.7%



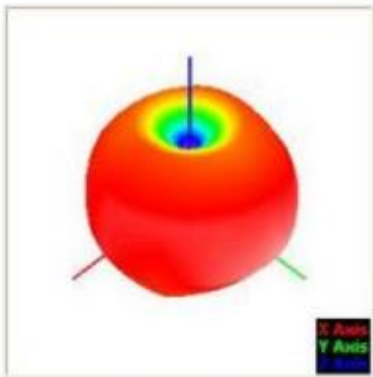
5150MHZ



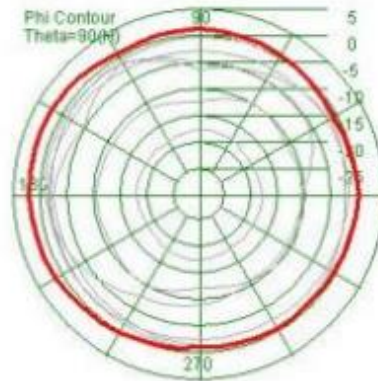
Gain(Peak):2.18dBi



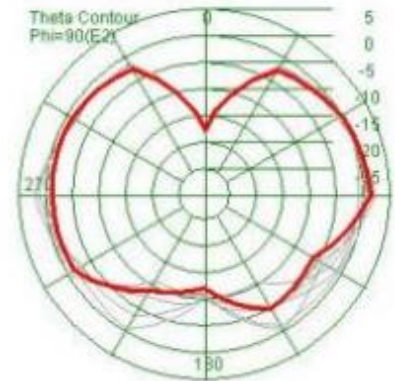
Efficiency:75.3%



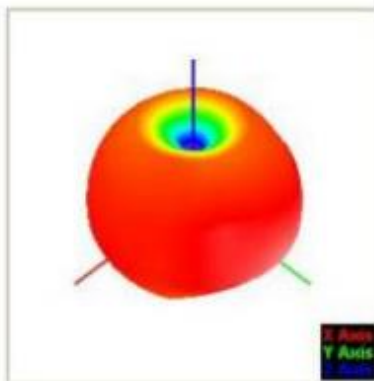
5350MHZ



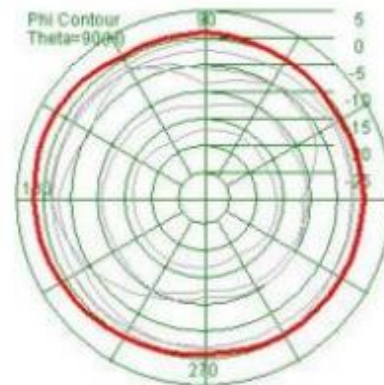
Gain(Peak):2.19dBi



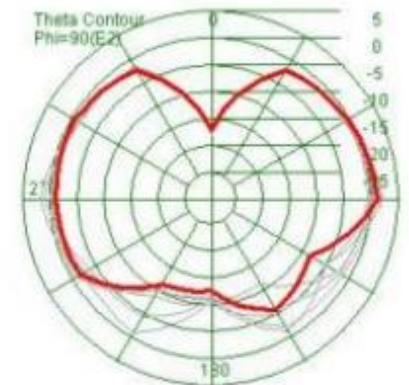
Efficiency:72.1%



5550MHZ



Gain(Peak):2.14dBi



Efficiency:72.1%