

1. Photographs of Conducted Emissions Test Configuration

Test Mode: Mode 1

FRONT VIEW



REAR VIEW




2. Photographs of Radiated Emissions Test Configuration

Test Configuration: 30MHz~1GHz / Test Mode: Mode 10

FRONT VIEW




REAR VIEW




Test Configuration: Above 1GHz

Test Mode: Mode 1 For EUT Y axis + Set 1 antenna Z axis

FRONT VIEW




REAR VIEW



Test Mode: Mode 2 For EUT Z axis + Set 2 antenna Z axis

FRONT VIEW



REAR VIEW



————THE END————