

APPENDIX A: TEST DATA

Liquid Level Photo

Tissue 2450MHz D=150mm



Tissue 2600MHz D=150mm



Test Laboratory: Bureau Veritas ADT

M01-5M-Ch354_Top / Ant 1

DUT: Portable WiFi WiMAX Router ; Type: CDP-PCK2005

Communication System: Wimax_2.6GHz ; Frequency: 2587 MHz ; Duty Cycle: 1:3.2 ; Modulation type: QPSK

Medium: MSL2600 Medium parameters used: $f = 2587$ MHz; $\sigma = 2.16$ mho/m; $\epsilon_r = 53.8$; $\rho = 1000$ kg/m³
Phantom section: Flat Section ; Separation distance : 10 mm (The top side of the EUT to the Phantom)

DASY5 Configuration:

- Probe: EX3DV3 - SN3504; ConvF(7.8, 7.8, 7.8); Calibrated: 2010/1/26
- Sensor-Surface: 3mm (Mechanical Surface Detection)
- Electronics: DAE3 Sn510; Calibrated: 2009/12/16
- Phantom: SAM with CRP; Type: SAM; Serial: TP-1485
- Measurement SW: DASY5, V5.2 Build 162; SEMCAD X Version 14.0 Build 61

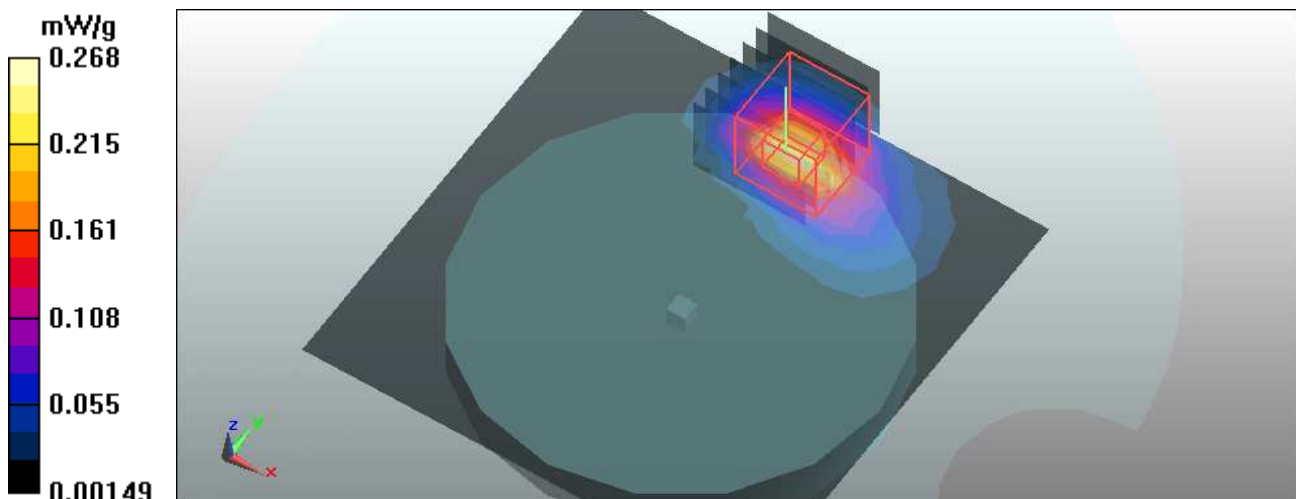
Flat Section 10mm Mid. Ch354/Area Scan (16x16x1): Measurement grid: dx=8mm, dy=8mm
Maximum value of SAR (measured) = 0.242 mW/g**Flat Section 10mm Mid. Ch354/Zoom Scan (7x7x9)/Cube 0:** Measurement grid: dx=5mm, dy=5mm, dz=3mm

Reference Value = 1.88 V/m; Power Drift = -0.166 dB

Peak SAR (extrapolated) = 0.425 W/kg

SAR(1 g) = 0.204 mW/g; SAR(10 g) = 0.095 mW/g

Maximum value of SAR (measured) = 0.268 mW/g



Test Laboratory: Bureau Veritas ADT

M02-5M-Ch354_Back / Ant 1

DUT: Portable WiFi WiMAX Router ; Type: CDP-PCK2005

Communication System: Wimax_2.6GHz ; Frequency: 2587 MHz ; Duty Cycle: 1:3.2 ; Modulation type: QPSK

Medium: MSL2600 Medium parameters used: $f = 2587$ MHz; $\sigma = 2.16$ mho/m; $\epsilon_r = 53.8$; $\rho = 1000$ kg/m³
Phantom section: Flat Section ; Separation distance : 10 mm (The back side of the EUT to the Phantom)

DASY5 Configuration:

- Probe: EX3DV3 - SN3504; ConvF(7.8, 7.8, 7.8); Calibrated: 2010/1/26
- Sensor-Surface: 3mm (Mechanical Surface Detection)
- Electronics: DAE3 Sn510; Calibrated: 2009/12/16
- Phantom: SAM with CRP; Type: SAM; Serial: TP-1485
- Measurement SW: DASY5, V5.2 Build 162; SEMCAD X Version 14.0 Build 61

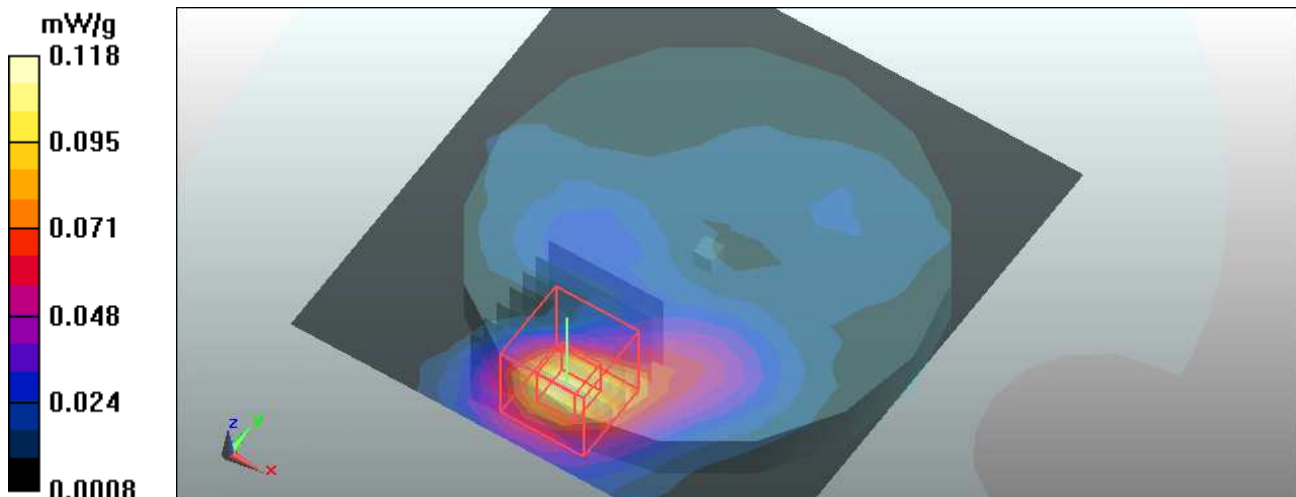
Flat Section 10mm Mid. Ch354/Area Scan (16x17x1): Measurement grid: dx=8mm, dy=8mm
Maximum value of SAR (measured) = 0.108 mW/g**Flat Section 10mm Mid. Ch354/Zoom Scan (7x7x9)/Cube 0:** Measurement grid: dx=5mm, dy=5mm, dz=3mm

Reference Value = 1.75 V/m; Power Drift = 0.157 dB

Peak SAR (extrapolated) = 0.182 W/kg

SAR(1 g) = 0.091 mW/g; SAR(10 g) = 0.045 mW/g

Maximum value of SAR (measured) = 0.118 mW/g



Test Laboratory: Bureau Veritas ADT

M03-5M-Ch354_edge / Ant 1

DUT: Portable WiFi WiMAX Router ; Type: CDP-PCK2005

Communication System: Wimax_2.6GHz ; Frequency: 2587 MHz ; Duty Cycle: 1:3.2 ; Modulation type: QPSK

Medium: MSL2600 Medium parameters used: $f = 2587$ MHz; $\sigma = 2.16$ mho/m; $\epsilon_r = 53.8$; $\rho = 1000$ kg/m³
Phantom section: Flat Section ; Separation distance : 10 mm (The edge side of the EUT to the Phantom)

DASY5 Configuration:

- Probe: EX3DV3 - SN3504; ConvF(7.8, 7.8, 7.8); Calibrated: 2010/1/26
- Sensor-Surface: 3mm (Mechanical Surface Detection)
- Electronics: DAE3 Sn510; Calibrated: 2009/12/16
- Phantom: SAM with CRP; Type: SAM; Serial: TP-1485
- Measurement SW: DASY5, V5.2 Build 162; SEMCAD X Version 14.0 Build 61

Flat Section 10mm Mid. Ch354/Area Scan (16x7x1): Measurement grid: dx=8mm, dy=8mm
Maximum value of SAR (measured) = 0.165 mW/g

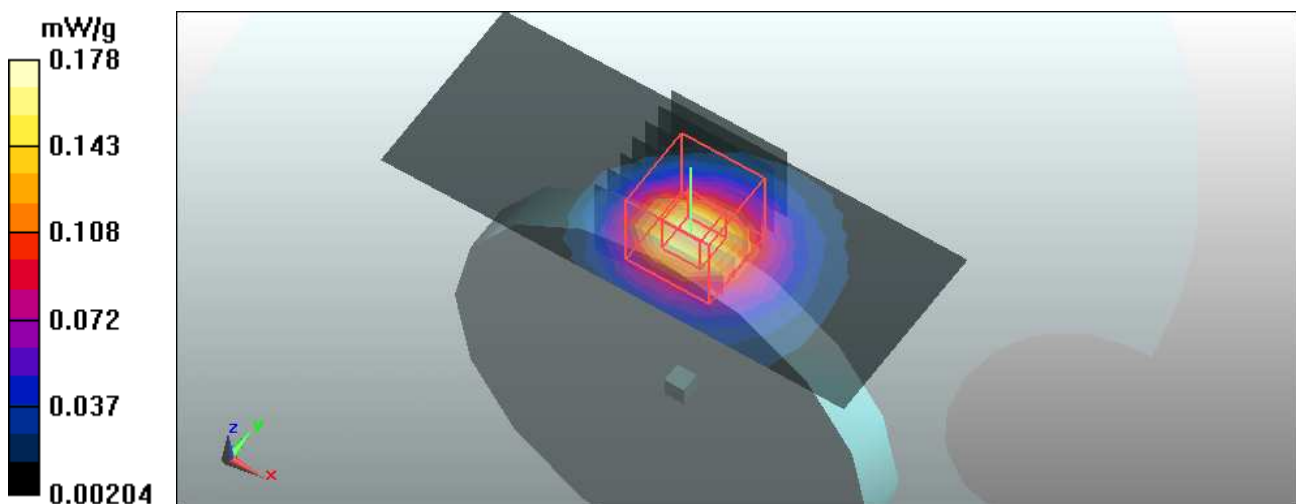
Flat Section 10mm Mid. Ch354/Zoom Scan (7x7x9)/Cube 0: Measurement grid: dx=5mm, dy=5mm, dz=3mm

Reference Value = 8.47 V/m; Power Drift = -0.165 dB

Peak SAR (extrapolated) = 0.277 W/kg

SAR(1 g) = 0.140 mW/g; SAR(10 g) = 0.069 mW/g

Maximum value of SAR (measured) = 0.178 mW/g



Test Laboratory: Bureau Veritas ADT

M04-5M-Ch354_Top / Ant 2**DUT: Portable WiFi WiMAX Router ; Type: CDP-PCK2005**

Communication System: Wimax_2.6GHz ; Frequency: 2587 MHz ; Duty Cycle: 1:3.2 ; Modulation type: QPSK

Medium: MSL2600 Medium parameters used: $f = 2587$ MHz; $\sigma = 2.16$ mho/m; $\epsilon_r = 53.8$; $\rho = 1000$ kg/m³
Phantom section: Flat Section ; Separation distance : 10 mm (The top side of the EUT to the Phantom)

DASY5 Configuration:

- Probe: EX3DV3 - SN3504; ConvF(7.8, 7.8, 7.8); Calibrated: 2010/1/26
- Sensor-Surface: 3mm (Mechanical Surface Detection)
- Electronics: DAE3 Sn510; Calibrated: 2009/12/16
- Phantom: SAM with CRP; Type: SAM; Serial: TP-1485
- Measurement SW: DASY5, V5.2 Build 162; SEMCAD X Version 14.0 Build 61

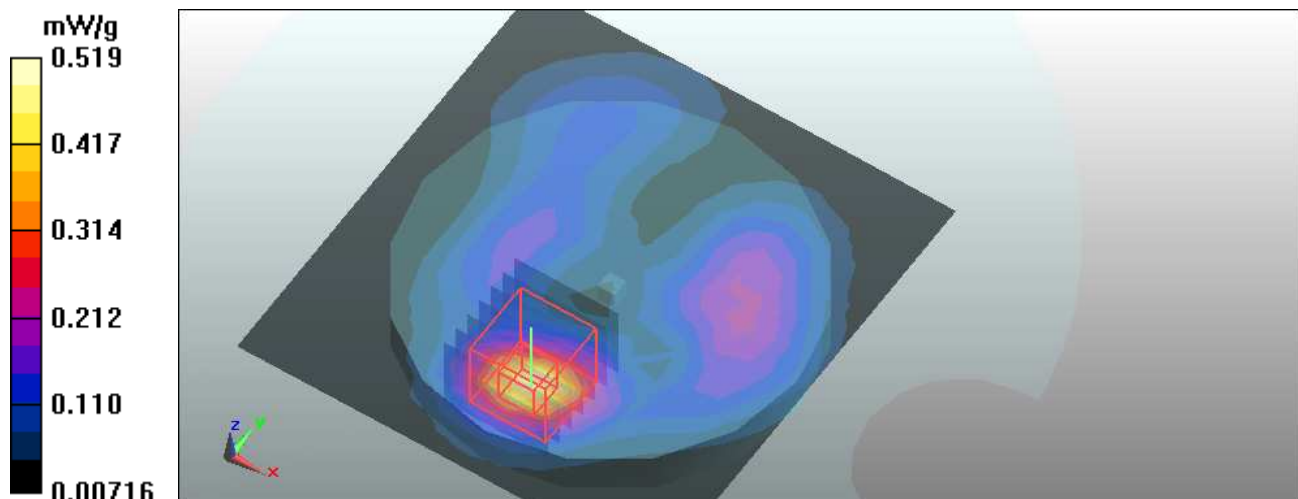
Flat Section 10mm Mid. Ch354/Area Scan (16x17x1): Measurement grid: dx=8mm, dy=8mm
Maximum value of SAR (measured) = 0.498 mW/g**Flat Section 10mm Mid. Ch354/Zoom Scan (7x7x9)/Cube 0:** Measurement grid: dx=5mm, dy=5mm, dz=3mm

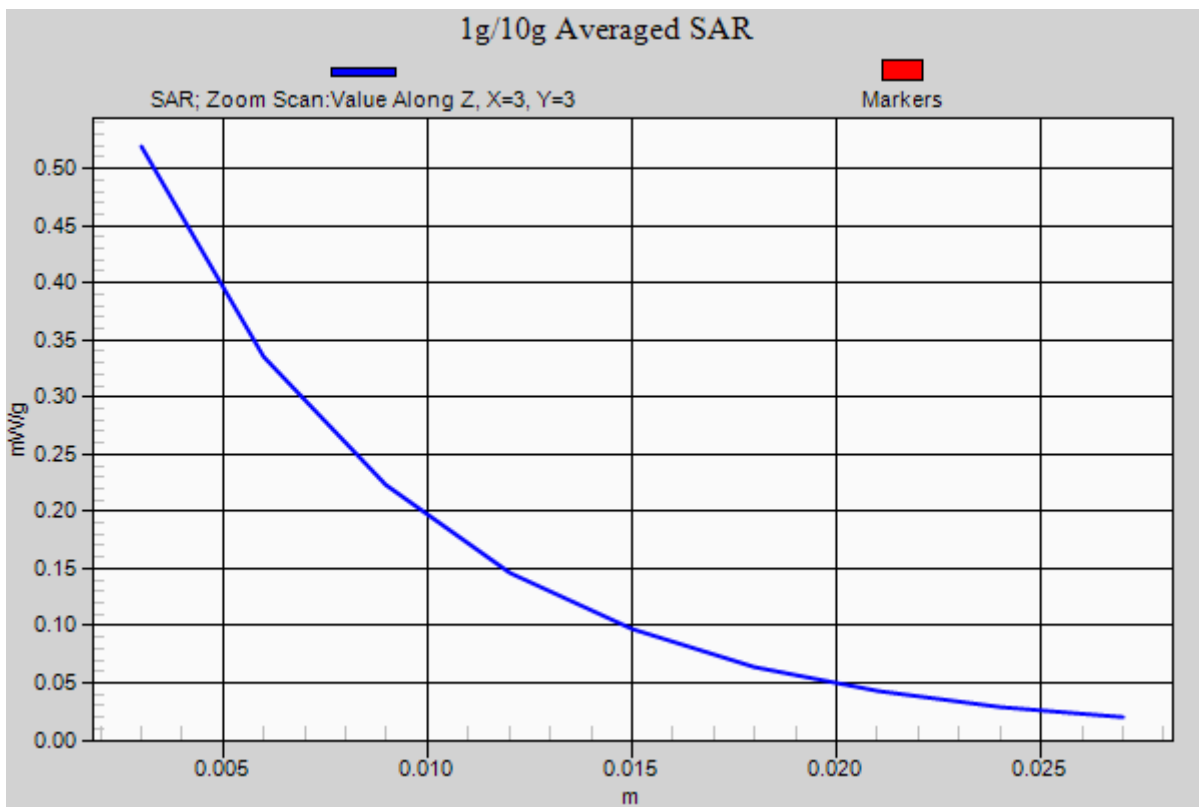
Reference Value = 5.13 V/m; Power Drift = 0.168 dB

Peak SAR (extrapolated) = 0.848 W/kg

SAR(1 g) = 0.393 mW/g; SAR(10 g) = 0.179 mW/g

Maximum value of SAR (measured) = 0.519 mW/g





Test Laboratory: Bureau Veritas ADT

M05-5M-Ch354_Back / Ant 2

DUT: Portable WiFi WiMAX Router ; Type: CDP-PCK2005

Communication System: Wimax_2.6GHz ; Frequency: 2587 MHz ; Duty Cycle: 1:3.2 ; Modulation type: QPSK

Medium: MSL2600 Medium parameters used: $f = 2587$ MHz; $\sigma = 2.16$ mho/m; $\epsilon_r = 53.8$; $\rho = 1000$ kg/m³

Phantom section: Flat Section ; Separation distance : 10 mm (The back side of the EUT to the Phantom)

DASY5 Configuration:

- Probe: EX3DV3 - SN3504; ConvF(7.8, 7.8, 7.8); Calibrated: 2010/1/26
- Sensor-Surface: 3mm (Mechanical Surface Detection)
- Electronics: DAE3 Sn510; Calibrated: 2009/12/16
- Phantom: SAM with CRP; Type: SAM; Serial: TP-1485
- Measurement SW: DASY5, V5.2 Build 162; SEMCAD X Version 14.0 Build 61

Flat Section 10mm Mid. Ch354/Area Scan (16x17x1): Measurement grid: dx=8mm, dy=8mm

Maximum value of SAR (measured) = 0.296 mW/g

Flat Section 10mm Mid. Ch354/Zoom Scan (7x7x9)/Cube 0: Measurement grid: dx=5mm, dy=5mm, dz=3mm

Reference Value = 7 V/m; Power Drift = 0.188 dB

Peak SAR (extrapolated) = 0.503 W/kg

SAR(1 g) = 0.245 mW/g; SAR(10 g) = 0.118 mW/g

Maximum value of SAR (measured) = 0.317 mW/g

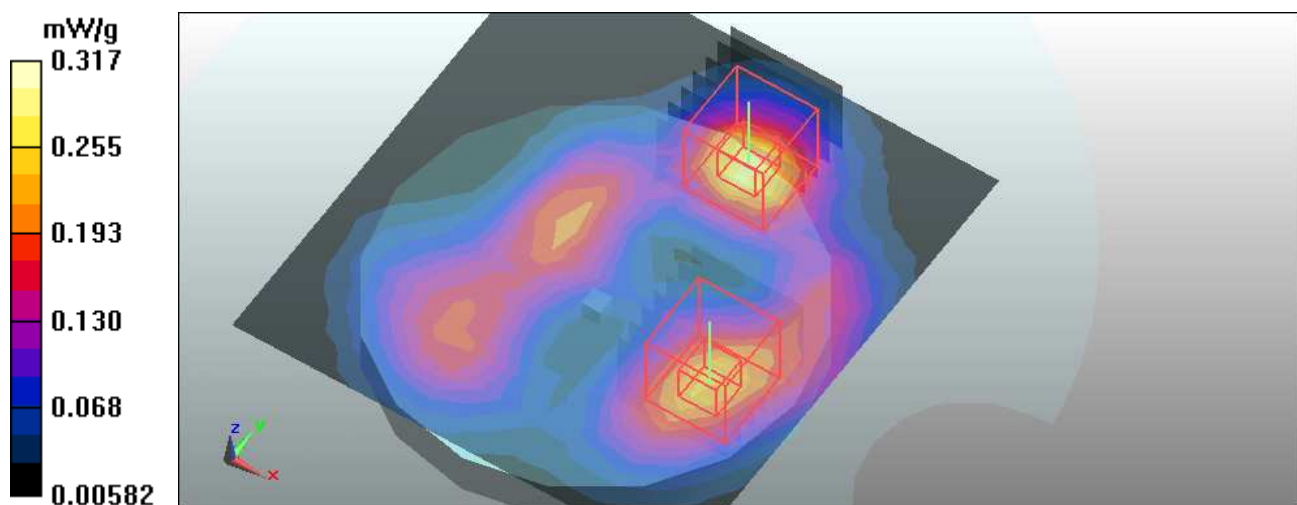
Flat Section 10mm Mid. Ch354/Zoom Scan (7x7x9)/Cube 1: Measurement grid: dx=5mm, dy=5mm, dz=3mm

Reference Value = 7 V/m; Power Drift = 0.188 dB

Peak SAR (extrapolated) = 0.354 W/kg

SAR(1 g) = 0.195 mW/g; SAR(10 g) = 0.109 mW/g

Maximum value of SAR (measured) = 0.245 mW/g



Test Laboratory: Bureau Veritas ADT

M06-5M-Ch354_edge / Ant 2**DUT: Portable WiFi WiMAX Router ; Type: CDP-PCK2005**

Communication System: Wimax_2.6GHz ; Frequency: 2587 MHz ; Duty Cycle: 1:3.2 ; Modulation type: QPSK

Medium: MSL2600 Medium parameters used: $f = 2587$ MHz; $\sigma = 2.16$ mho/m; $\epsilon_r = 53.8$; $\rho = 1000$ kg/m³
Phantom section: Flat Section ; Separation distance : 10 mm (The edge side of the EUT to the Phantom)

DASY5 Configuration:

- Probe: EX3DV3 - SN3504; ConvF(7.8, 7.8, 7.8); Calibrated: 2010/1/26
- Sensor-Surface: 3mm (Mechanical Surface Detection)
- Electronics: DAE3 Sn510; Calibrated: 2009/12/16
- Phantom: SAM with CRP; Type: SAM; Serial: TP-1485
- Measurement SW: DASY5, V5.2 Build 162; SEMCAD X Version 14.0 Build 61

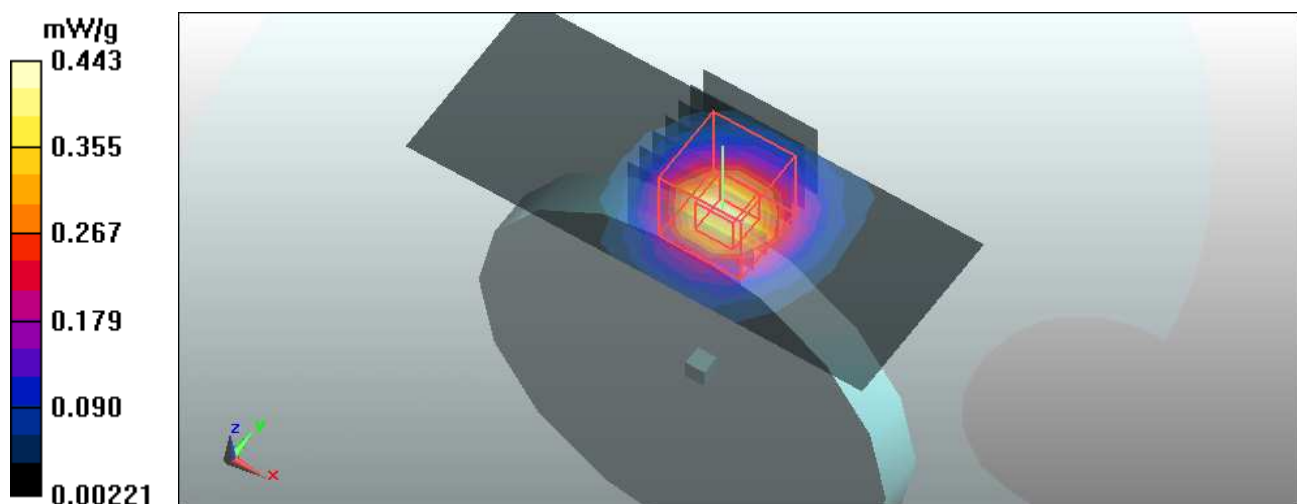
Flat Section 10mm Mid. Ch354/Area Scan (16x7x1): Measurement grid: dx=8mm, dy=8mm
Maximum value of SAR (measured) = 0.443 mW/g**Flat Section 10mm Mid. Ch354/Zoom Scan (7x7x9)/Cube 0:** Measurement grid: dx=5mm, dy=5mm, dz=3mm

Reference Value = 14 V/m; Power Drift = -0.113 dB

Peak SAR (extrapolated) = 0.680 W/kg

SAR(1 g) = 0.339 mW/g; SAR(10 g) = 0.166 mW/g

Maximum value of SAR (measured) = 0.427 mW/g



Test Laboratory: Bureau Veritas ADT

M07-10M-Ch368_Top / Ant 1

DUT: Portable WiFi WiMAX Router ; Type: CDP-PCK2005

Communication System: Wimax_2.6GHz ; Frequency: 2593 MHz ; Duty Cycle: 1:3.2 ; Modulation type: QPSK

Medium: MSL2600 Medium parameters used: $f = 2593$ MHz; $\sigma = 2.16$ mho/m; $\epsilon_r = 53.8$; $\rho = 1000$ kg/m³
Phantom section: Flat Section ; Separation distance : 10 mm (The top side of the EUT to the Phantom)

DASY5 Configuration:

- Probe: EX3DV3 - SN3504; ConvF(7.8, 7.8, 7.8); Calibrated: 2010/1/26
- Sensor-Surface: 3mm (Mechanical Surface Detection)
- Electronics: DAE3 Sn510; Calibrated: 2009/12/16
- Phantom: SAM with CRP; Type: SAM; Serial: TP-1485
- Measurement SW: DASY5, V5.2 Build 162; SEMCAD X Version 14.0 Build 61

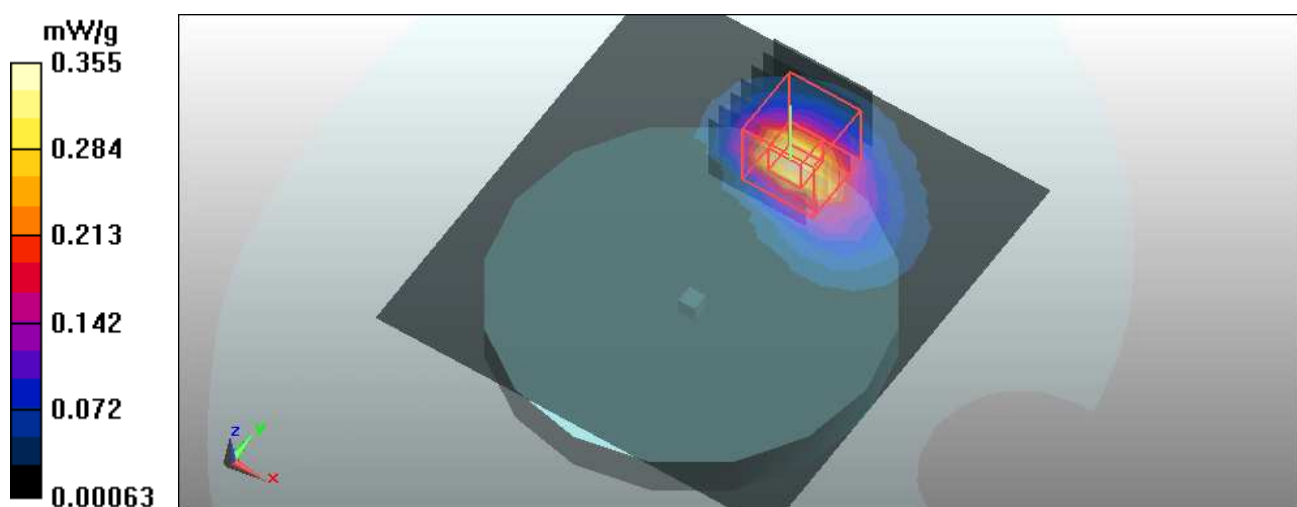
Flat Section 10mm Mid Ch368/Area Scan (16x17x1): Measurement grid: dx=8mm, dy=8mm
Maximum value of SAR (measured) = 0.334 mW/g**Flat Section 10mm Mid Ch368/Zoom Scan (7x7x9)/Cube 0:** Measurement grid: dx=5mm, dy=5mm, dz=3mm

Reference Value = 1.75 V/m; Power Drift = 0.105 dB

Peak SAR (extrapolated) = 0.559 W/kg

SAR(1 g) = 0.270 mW/g; SAR(10 g) = 0.126 mW/g

Maximum value of SAR (measured) = 0.355 mW/g



Test Laboratory: Bureau Veritas ADT

M08-10M-Ch368_Back / Ant 1

DUT: Portable WiFi WiMAX Router ; Type: CDP-PCK2005

Communication System: Wimax_2.6GHz ; Frequency: 2593 MHz ; Duty Cycle: 1:3.2 ; Modulation type: QPSK

Medium: MSL2600 Medium parameters used: $f = 2593 \text{ MHz}$; $\sigma = 2.16 \text{ mho/m}$; $\epsilon_r = 53.8$; $\rho = 1000 \text{ kg/m}^3$
 Phantom section: Flat Section ; Separation distance : 10 mm (The back side of the EUT to the Phantom)

DASY5 Configuration:

- Probe: EX3DV3 - SN3504; ConvF(7.8, 7.8, 7.8); Calibrated: 2010/1/26
- Sensor-Surface: 3mm (Mechanical Surface Detection)
- Electronics: DAE3 Sn510; Calibrated: 2009/12/16
- Phantom: SAM with CRP; Type: SAM; Serial: TP-1485
- Measurement SW: DASY5, V5.2 Build 162; SEMCAD X Version 14.0 Build 61

Flat Section 10mm Mid Ch368/Area Scan (16x17x1): Measurement grid: $dx=8\text{mm}$, $dy=8\text{mm}$
 Maximum value of SAR (measured) = 0.120 mW/g

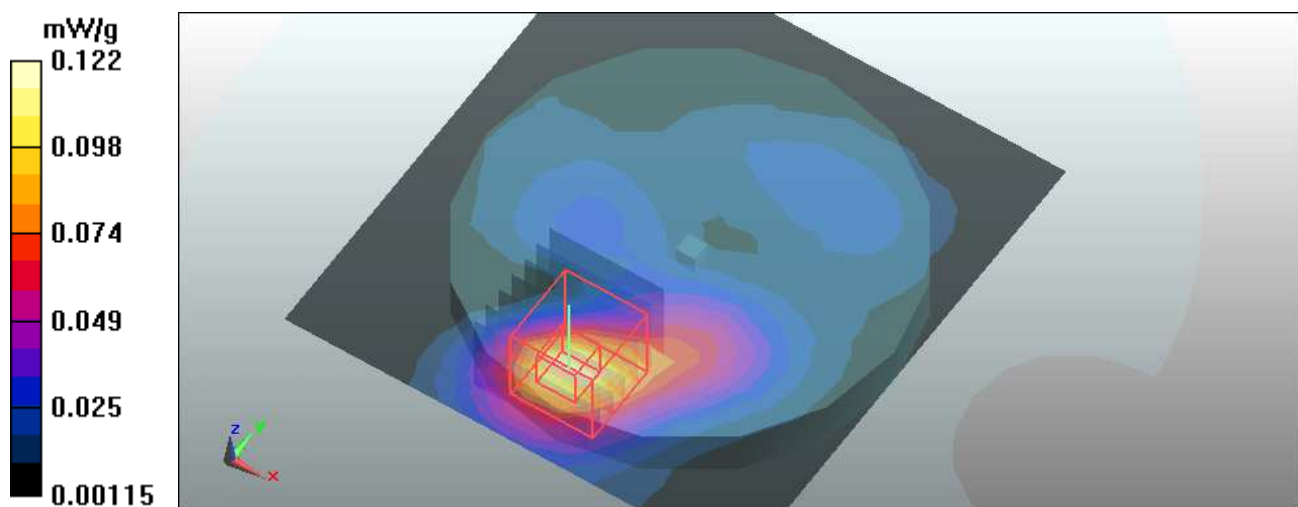
Flat Section 10mm Mid Ch368/Zoom Scan (7x7x9)/Cube 0: Measurement grid: $dx=5\text{mm}$, $dy=5\text{mm}$, $dz=3\text{mm}$

Reference Value = 2.17 V/m; Power Drift = 0.154 dB

Peak SAR (extrapolated) = 0.186 W/kg

SAR(1 g) = 0.096 mW/g; SAR(10 g) = 0.048 mW/g

Maximum value of SAR (measured) = 0.122 mW/g



Test Laboratory: Bureau Veritas ADT

M09-10M-Ch368_edge / Ant 1

DUT: Portable WiFi WiMAX Router ; Type: CDP-PCK2005

Communication System: Wimax_2.6GHz ; Frequency: 2593 MHz ; Duty Cycle: 1:3.2 ; Modulation type: QPSK

Medium: MSL2600 Medium parameters used: $f = 2593 \text{ MHz}$; $\sigma = 2.16 \text{ mho/m}$; $\epsilon_r = 53.8$; $\rho = 1000 \text{ kg/m}^3$
 Phantom section: Flat Section ; Separation distance : 10 mm (The edge side of the EUT to the Phantom)

DASY5 Configuration:

- Probe: EX3DV3 - SN3504; ConvF(7.8, 7.8, 7.8); Calibrated: 2010/1/26
- Sensor-Surface: 3mm (Mechanical Surface Detection)
- Electronics: DAE3 Sn510; Calibrated: 2009/12/16
- Phantom: SAM with CRP; Type: SAM; Serial: TP-1485
- Measurement SW: DASY5, V5.2 Build 162; SEMCAD X Version 14.0 Build 61

Flat Section 10mm Mid. Ch368/Area Scan (16x7x1): Measurement grid: $dx=8\text{mm}$, $dy=8\text{mm}$
 Maximum value of SAR (measured) = 0.214 mW/g

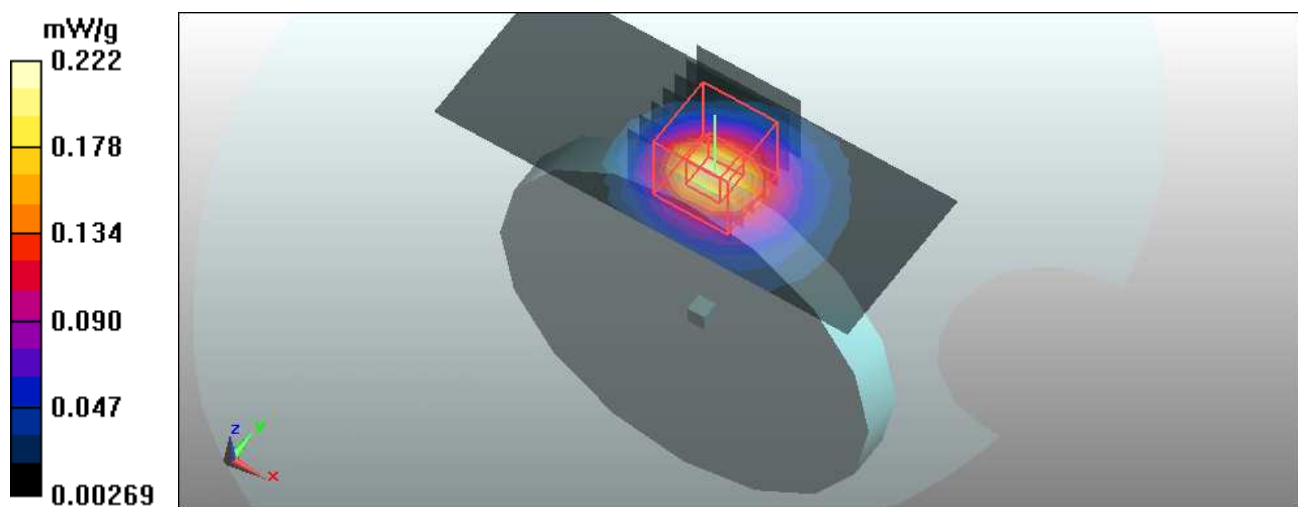
Flat Section 10mm Mid. Ch368/Zoom Scan (7x7x9)/Cube 0: Measurement grid: $dx=5\text{mm}$, $dy=5\text{mm}$, $dz=3\text{mm}$

Reference Value = 9.68 V/m; Power Drift = -0.113 dB

Peak SAR (extrapolated) = 0.342 W/kg

SAR(1 g) = 0.174 mW/g; SAR(10 g) = 0.085 mW/g

Maximum value of SAR (measured) = 0.222 mW/g



Test Laboratory: Bureau Veritas ADT

M10-10M-Ch368_Top / Ant 2

DUT: Portable WiFi WiMAX Router ; Type: CDP-PCK2005

Communication System: Wimax_2.6GHz ; Frequency: 2593 MHz ; Duty Cycle: 1:3.2 ; Modulation type: QPSK

Medium: MSL2600 Medium parameters used: $f = 2593$ MHz; $\sigma = 2.16$ mho/m; $\epsilon_r = 53.8$; $\rho = 1000$ kg/m³
Phantom section: Flat Section ; Separation distance : 10 mm (The top side of the EUT to the Phantom)

DASY5 Configuration:

- Probe: EX3DV3 - SN3504; ConvF(7.8, 7.8, 7.8); Calibrated: 2010/1/26
- Sensor-Surface: 3mm (Mechanical Surface Detection)
- Electronics: DAE3 Sn510; Calibrated: 2009/12/16
- Phantom: SAM with CRP; Type: SAM; Serial: TP-1485
- Measurement SW: DASY5, V5.2 Build 162; SEMCAD X Version 14.0 Build 61

Flat Section 10mm Mid Ch368/Area Scan (16x17x1): Measurement grid: dx=8mm, dy=8mm
Maximum value of SAR (measured) = 0.440 mW/g

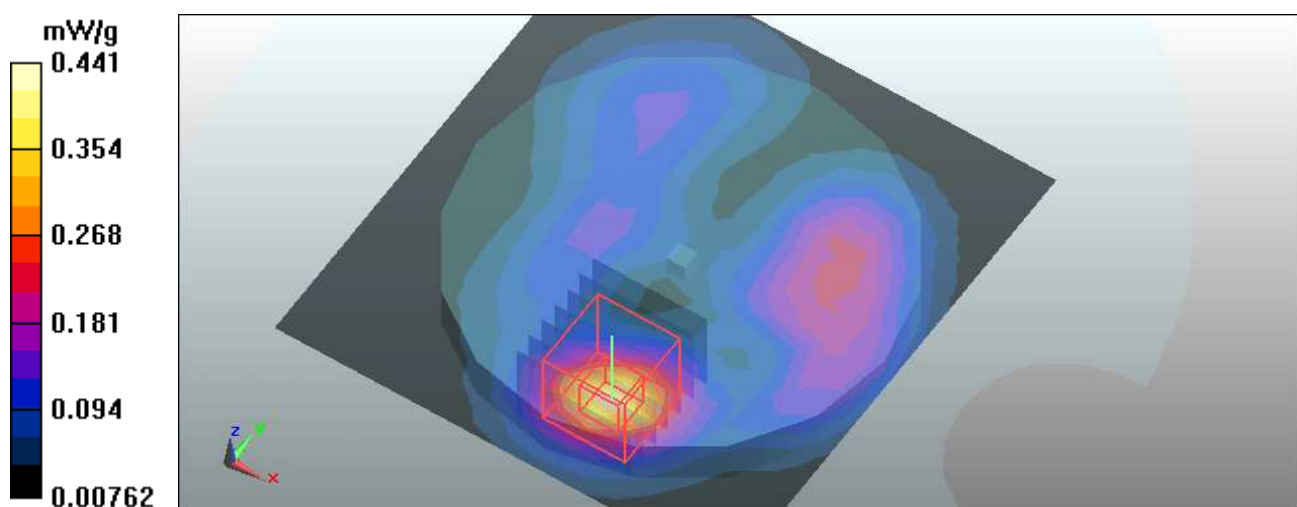
Flat Section 10mm Mid Ch368/Zoom Scan (7x7x9)/Cube 0: Measurement grid: dx=5mm, dy=5mm, dz=3mm

Reference Value = 6.19 V/m; Power Drift = -0.140 dB

Peak SAR (extrapolated) = 0.703 W/kg

SAR(1 g) = 0.337 mW/g; SAR(10 g) = 0.158 mW/g

Maximum value of SAR (measured) = 0.441 mW/g



Test Laboratory: Bureau Veritas ADT

M11-10M-Ch368_Back / Ant 2

DUT: Portable WiFi WiMAX Router ; Type: CDP-PCK2005

Communication System: Wimax_2.6GHz ; Frequency: 2593 MHz ; Duty Cycle: 1:3.2 ; Modulation type: QPSK

Medium: MSL2600 Medium parameters used: $f = 2593$ MHz; $\sigma = 2.16$ mho/m; $\epsilon_r = 53.8$; $\rho = 1000$ kg/m³

Phantom section: Flat Section ; Separation distance : 10 mm (The back side of the EUT to the Phantom)

DASY5 Configuration:

- Probe: EX3DV3 - SN3504; ConvF(7.8, 7.8, 7.8); Calibrated: 2010/1/26
- Sensor-Surface: 3mm (Mechanical Surface Detection)
- Electronics: DAE3 Sn510; Calibrated: 2009/12/16
- Phantom: SAM with CRP; Type: SAM; Serial: TP-1485
- Measurement SW: DASY5, V5.2 Build 162; SEMCAD X Version 14.0 Build 61

Flat Section 10mm Mid Ch368/Area Scan (16x17x1): Measurement grid: dx=8mm, dy=8mm

Maximum value of SAR (measured) = 0.331 mW/g

Flat Section 10mm Mid Ch368/Zoom Scan (7x7x9)/Cube 0: Measurement grid: dx=5mm, dy=5mm, dz=3mm

Reference Value = 6.81 V/m; Power Drift = 0.121 dB

Peak SAR (extrapolated) = 0.532 W/kg

SAR(1 g) = 0.263 mW/g; SAR(10 g) = 0.127 mW/g

Maximum value of SAR (measured) = 0.338 mW/g

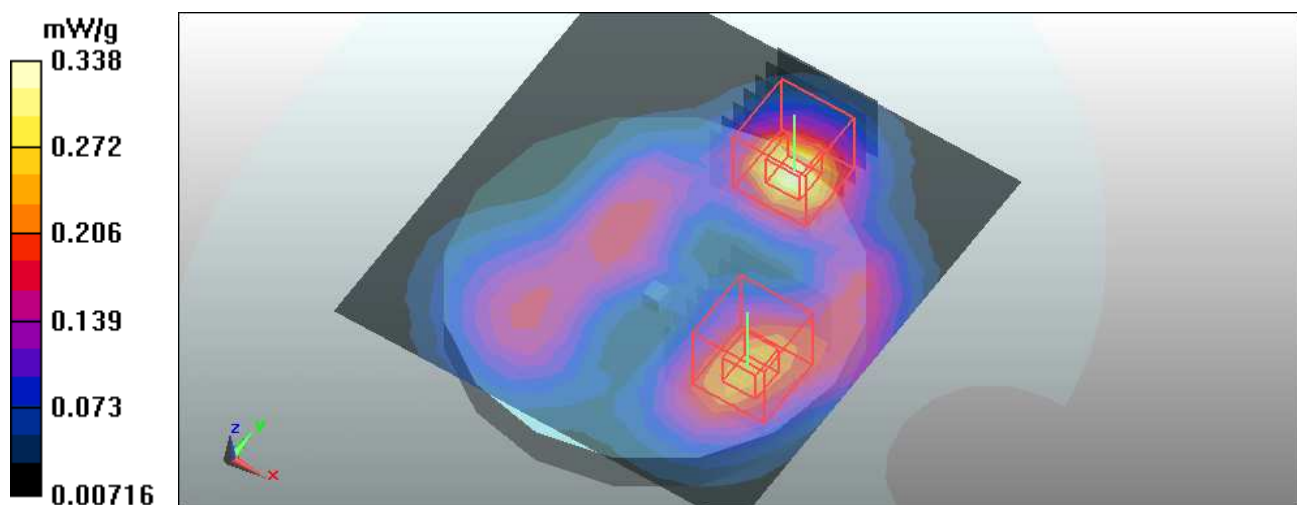
Flat Section 10mm Mid Ch368/Zoom Scan (7x7x9)/Cube 1: Measurement grid: dx=5mm, dy=5mm, dz=3mm

Reference Value = 6.81 V/m; Power Drift = 0.121 dB

Peak SAR (extrapolated) = 0.378 W/kg

SAR(1 g) = 0.207 mW/g; SAR(10 g) = 0.116 mW/g

Maximum value of SAR (measured) = 0.254 mW/g



Test Laboratory: Bureau Veritas ADT

M12-10M-Ch368_edge / Ant 2**DUT: Portable WiFi WiMAX Router ; Type: CDP-PCK2005**

Communication System: Wimax_2.6GHz ; Frequency: 2593 MHz ; Duty Cycle: 1:3.2 ; Modulation type: QPSK

Medium: MSL2600 Medium parameters used: $f = 2593$ MHz; $\sigma = 2.16$ mho/m; $\epsilon_r = 53.8$; $\rho = 1000$ kg/m³

Phantom section: Flat Section ; Separation distance : 10 mm (The edge side of the EUT to the Phantom)

DASY5 Configuration:

- Probe: EX3DV3 - SN3504; ConvF(7.8, 7.8, 7.8); Calibrated: 2010/1/26
- Sensor-Surface: 3mm (Mechanical Surface Detection)
- Electronics: DAE3 Sn510; Calibrated: 2009/12/16
- Phantom: SAM with CRP; Type: SAM; Serial: TP-1485
- Measurement SW: DASY5, V5.2 Build 162; SEMCAD X Version 14.0 Build 61

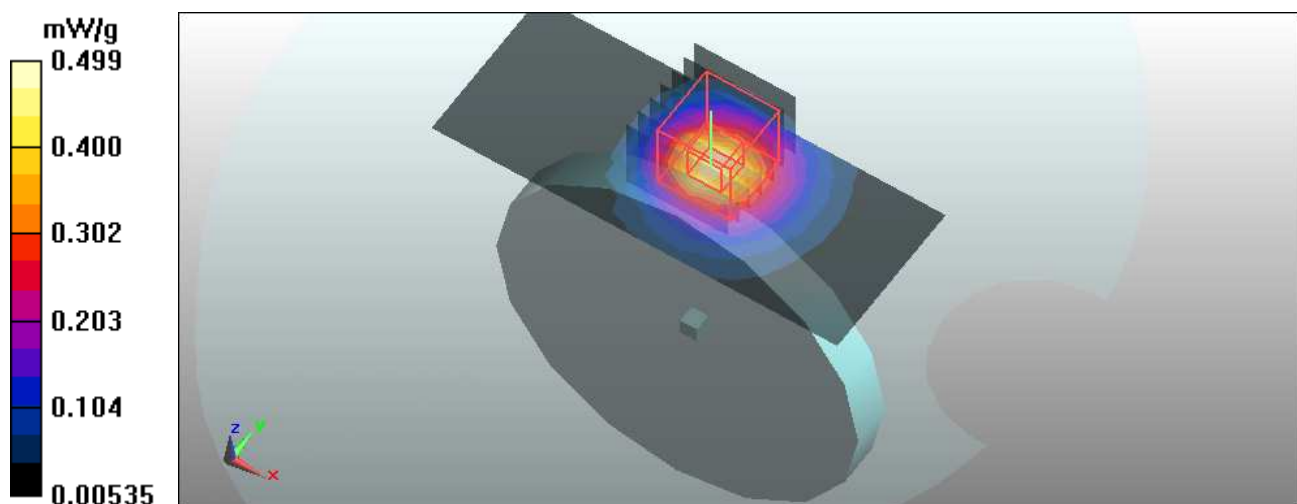
Flat Section 10mm Mid. Ch368/Area Scan (16x7x1): Measurement grid: dx=8mm, dy=8mm
Maximum value of SAR (measured) = 0.476 mW/g**Flat Section 10mm Mid. Ch368/Zoom Scan (7x7x9)/Cube 0:** Measurement grid: dx=5mm, dy=5mm, dz=3mm

Reference Value = 14.3 V/m; Power Drift = -0.153 dB

Peak SAR (extrapolated) = 0.770 W/kg

SAR(1 g) = 0.392 mW/g; SAR(10 g) = 0.196 mW/g

Maximum value of SAR (measured) = 0.499 mW/g



Test Laboratory: Bureau Veritas ADT

M13-11b-Ch6_Top / Ant 1

DUT: Portable WiFi WiMAX Router ; Type: CDP-PCK2005

Communication System: 802.11b ; Frequency: 2437 MHz ; Duty Cycle: 1:1 ; Modulation type: DBPSK
 Medium: MSL2450 Medium parameters used: $f = 2437 \text{ MHz}$; $\sigma = 1.98 \text{ mho/m}$; $\epsilon_r = 54.8$; $\rho = 1000 \text{ kg/m}^3$
 Phantom section: Flat Section ; Separation distance : 10 mm (The top side of the EUT to the Phantom)

DASY5 Configuration:

- Probe: EX3DV3 - SN3504; ConvF(7.91, 7.91, 7.91); Calibrated: 2010/1/26
- Sensor-Surface: 3mm (Mechanical Surface Detection)
- Electronics: DAE3 Sn510; Calibrated: 2009/12/16
- Phantom: SAM with CRP; Type: SAM; Serial: TP-1485
- Measurement SW: DASY5, V5.2 Build 162; SEMCAD X Version 14.0 Build 61

Flat Section 10mm Mid. Ch6/Area Scan (16x17x1): Measurement grid: $dx=8\text{mm}$, $dy=8\text{mm}$

Maximum value of SAR (measured) = 0.039 mW/g

Flat Section 10mm Mid. Ch6/Zoom Scan (7x7x9)/Cube 0: Measurement grid: $dx=5\text{mm}$, $dy=5\text{mm}$, $dz=3\text{mm}$

Reference Value = 2.27 V/m; Power Drift = -0.127 dB

Peak SAR (extrapolated) = 0.051 W/kg

SAR(1 g) = 0.030 mW/g; SAR(10 g) = 0.017 mW/g

Maximum value of SAR (measured) = 0.036 mW/g

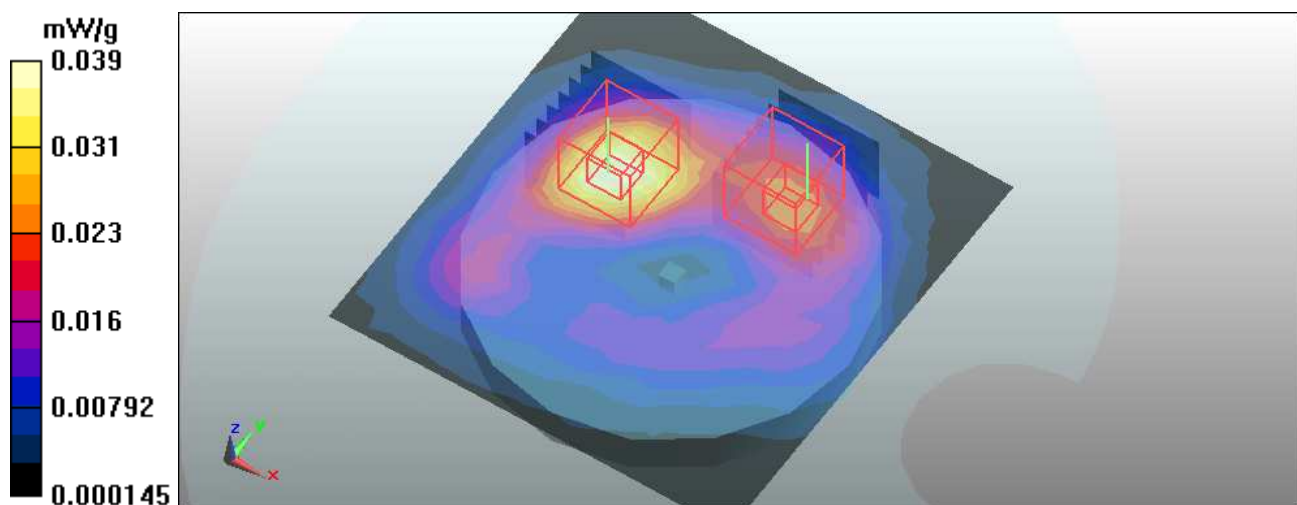
Flat Section 10mm Mid. Ch6/Zoom Scan (7x7x9)/Cube 1: Measurement grid: $dx=5\text{mm}$, $dy=5\text{mm}$, $dz=3\text{mm}$

Reference Value = 2.27 V/m; Power Drift = -0.127 dB

Peak SAR (extrapolated) = 0.025 W/kg

SAR(1 g) = 0.016 mW/g; SAR(10 g) = 0.010 mW/g

Maximum value of SAR (measured) = 0.020 mW/g



Test Laboratory: Bureau Veritas ADT

M14-11b-Ch6_Back / Ant 1

DUT: Portable WiFi WiMAX Router ; Type: CDP-PCK2005

Communication System: 802.11b ; Frequency: 2437 MHz ; Duty Cycle: 1:1 ; Modulation type: DBPSK
 Medium: MSL2450 Medium parameters used: $f = 2437 \text{ MHz}$; $\sigma = 1.98 \text{ mho/m}$; $\epsilon_r = 54.8$; $\rho = 1000 \text{ kg/m}^3$
 Phantom section: Flat Section ; Separation distance : 10 mm (The back side of the EUT to the Phantom)

DASY5 Configuration:

- Probe: EX3DV3 - SN3504; ConvF(7.91, 7.91, 7.91); Calibrated: 2010/1/26
- Sensor-Surface: 3mm (Mechanical Surface Detection)
- Electronics: DAE3 Sn510; Calibrated: 2009/12/16
- Phantom: SAM with CRP; Type: SAM; Serial: TP-1485
- Measurement SW: DASY5, V5.2 Build 162; SEMCAD X Version 14.0 Build 61

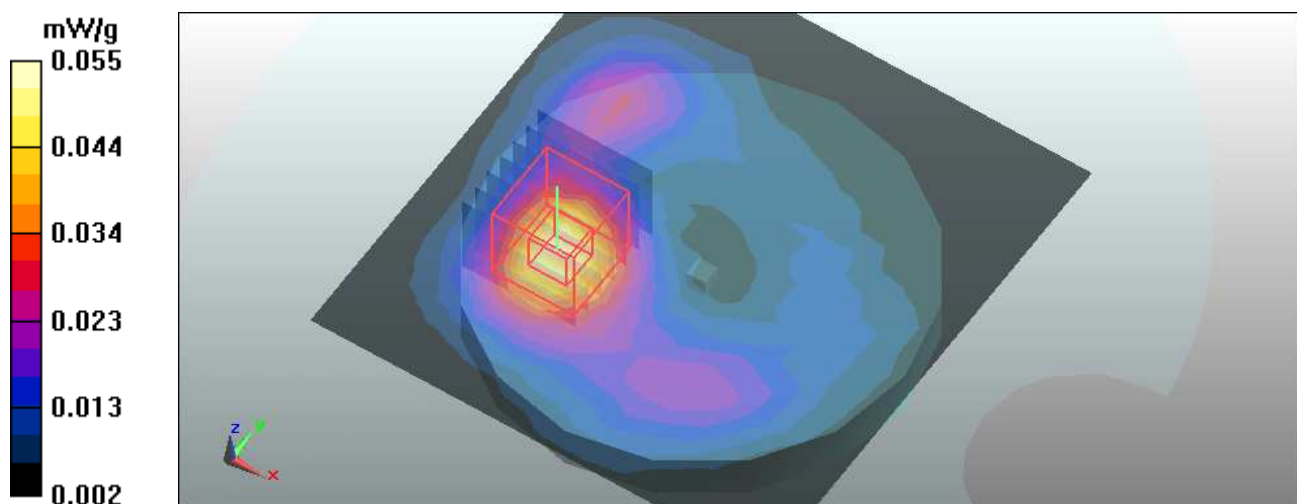
Flat Section 10mm Mid. Ch6/Area Scan (16x17x1): Measurement grid: $dx=8\text{mm}$, $dy=8\text{mm}$
 Maximum value of SAR (measured) = 0.055 mW/g

Flat Section 10mm Mid. Ch6/Zoom Scan (7x7x9)/Cube 0: Measurement grid: $dx=5\text{mm}$,
 $dy=5\text{mm}$, $dz=3\text{mm}$

Reference Value = 0.855 V/m; Power Drift = 0.168 dB

Peak SAR (extrapolated) = 0.077 W/kg

SAR(1 g) = **0.044 mW/g**; SAR(10 g) = 0.025 mW/g



Test Laboratory: Bureau Veritas ADT

M15-11b-Ch6_edge / Ant 1

DUT: Portable WiFi WiMAX Router ; Type: CDP-PCK2005

Communication System: 802.11b ; Frequency: 2437 MHz ; Duty Cycle: 1:1 ; Modulation type: DBPSK
 Medium: MSL2450 Medium parameters used: $f = 2437 \text{ MHz}$; $\sigma = 1.98 \text{ mho/m}$; $\epsilon_r = 54.8$; $\rho = 1000 \text{ kg/m}^3$
 Phantom section: Flat Section ; Separation distance : 10 mm (The edge side of the EUT to the Phantom)

DASY5 Configuration:

- Probe: EX3DV3 - SN3504; ConvF(7.91, 7.91, 7.91); Calibrated: 2010/1/26
- Sensor-Surface: 3mm (Mechanical Surface Detection)
- Electronics: DAE3 Sn510; Calibrated: 2009/12/16
- Phantom: SAM with CRP; Type: SAM; Serial: TP-1485
- Measurement SW: DASY5, V5.2 Build 162; SEMCAD X Version 14.0 Build 61

Flat Section 10mm Mid. Ch6/Area Scan (16x7x1): Measurement grid: $dx=8\text{mm}$, $dy=8\text{mm}$
 Maximum value of SAR (measured) = 0.032 mW/g

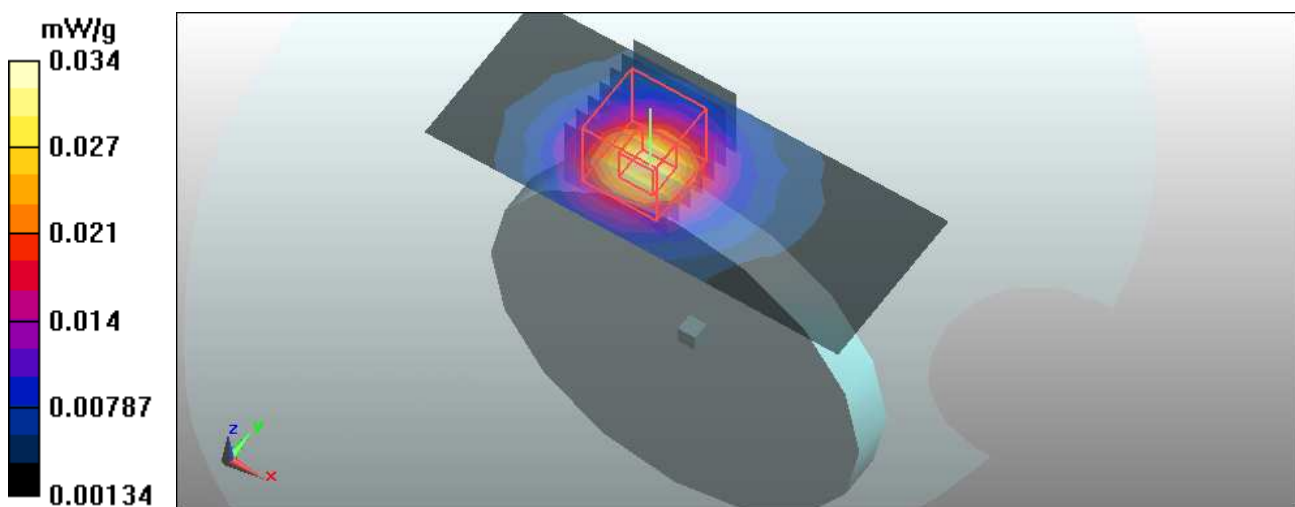
Flat Section 10mm Mid. Ch6/Zoom Scan (7x7x9)/Cube 0: Measurement grid: $dx=5\text{mm}$,
 $dy=5\text{mm}$, $dz=3\text{mm}$

Reference Value = 3.65 V/m; Power Drift = -0.187 dB

Peak SAR (extrapolated) = 0.049 W/kg

SAR(1 g) = 0.027 mW/g; SAR(10 g) = 0.014 mW/g

Maximum value of SAR (measured) = 0.034 mW/g



Test Laboratory: Bureau Veritas ADT

M16-11b-Ch6_top / Ant 2

DUT: Portable WiFi WiMAX Router ; Type: CDP-PCK2005

Communication System: 802.11b ; Frequency: 2437 MHz ; Duty Cycle: 1:1 ; Modulation type: DBPSK
 Medium: MSL2450 Medium parameters used: $f = 2437$ MHz; $\sigma = 1.98$ mho/m; $\epsilon_r = 54.8$; $\rho = 1000$ kg/m³
 Phantom section: Flat Section ; Separation distance : 10 mm (The top side of the EUT to the Phantom)

DASY5 Configuration:

- Probe: EX3DV3 - SN3504; ConvF(7.91, 7.91, 7.91); Calibrated: 2010/1/26
- Sensor-Surface: 3mm (Mechanical Surface Detection)
- Electronics: DAE3 Sn510; Calibrated: 2009/12/16
- Phantom: SAM with CRP; Type: SAM; Serial: TP-1485
- Measurement SW: DASY5, V5.2 Build 162; SEMCAD X Version 14.0 Build 61

Flat Section 10mm Mid. Ch6/Area Scan (16x17x1): Measurement grid: dx=8mm, dy=8mm

Maximum value of SAR (measured) = 0.036 mW/g

Flat Section 10mm Mid. Ch6/Zoom Scan (7x7x9)/Cube 0: Measurement grid: dx=5mm, dy=5mm, dz=3mm

Reference Value = 1.98 V/m; Power Drift = -0.173 dB

Peak SAR (extrapolated) = 0.056 W/kg

SAR(1 g) = 0.031 mW/g; SAR(10 g) = 0.017 mW/g

Maximum value of SAR (measured) = 0.039 mW/g

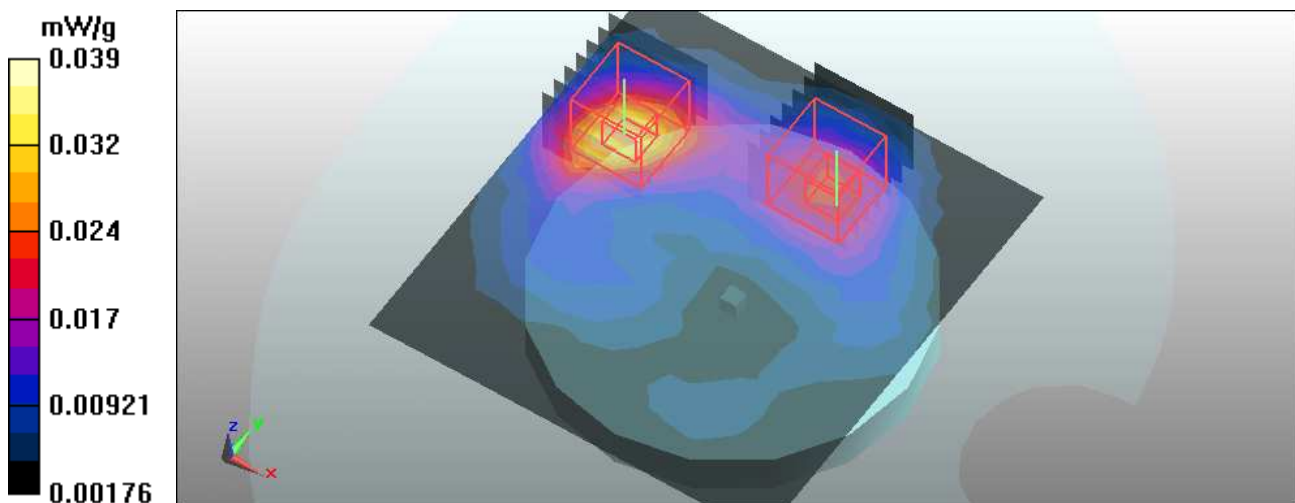
Flat Section 10mm Mid. Ch6/Zoom Scan (7x7x9)/Cube 1: Measurement grid: dx=5mm, dy=5mm, dz=3mm

Reference Value = 1.98 V/m; Power Drift = -0.173 dB

Peak SAR (extrapolated) = 0.031 W/kg

SAR(1 g) = 0.019 mW/g; SAR(10 g) = 0.012 mW/g

Maximum value of SAR (measured) = 0.023 mW/g



Test Laboratory: Bureau Veritas ADT

M17-11b-Ch6_Back / Ant 2

DUT: Portable WiFi WiMAX Router ; Type: CDP-PCK2005

Communication System: 802.11b ; Frequency: 2437 MHz ; Duty Cycle: 1:1 ; Modulation type: DBPSK
Medium: MSL2450 Medium parameters used: $f = 2437$ MHz; $\sigma = 1.98$ mho/m; $\epsilon_r = 54.8$; $\rho = 1000$ kg/m³
Phantom section: Flat Section ; Separation distance : 10 mm (The back side of the EUT to the Phantom)

DASY5 Configuration:

- Probe: EX3DV3 - SN3504; ConvF(7.91, 7.91, 7.91); Calibrated: 2010/1/26
- Sensor-Surface: 3mm (Mechanical Surface Detection)
- Electronics: DAE3 Sn510; Calibrated: 2009/12/16
- Phantom: SAM with CRP; Type: SAM; Serial: TP-1485
- Measurement SW: DASY5, V5.2 Build 162; SEMCAD X Version 14.0 Build 61

Flat Section 10mm Mid. Ch6/Area Scan (16x17x1): Measurement grid: dx=8mm, dy=8mm
Maximum value of SAR (measured) = 0.087 mW/g

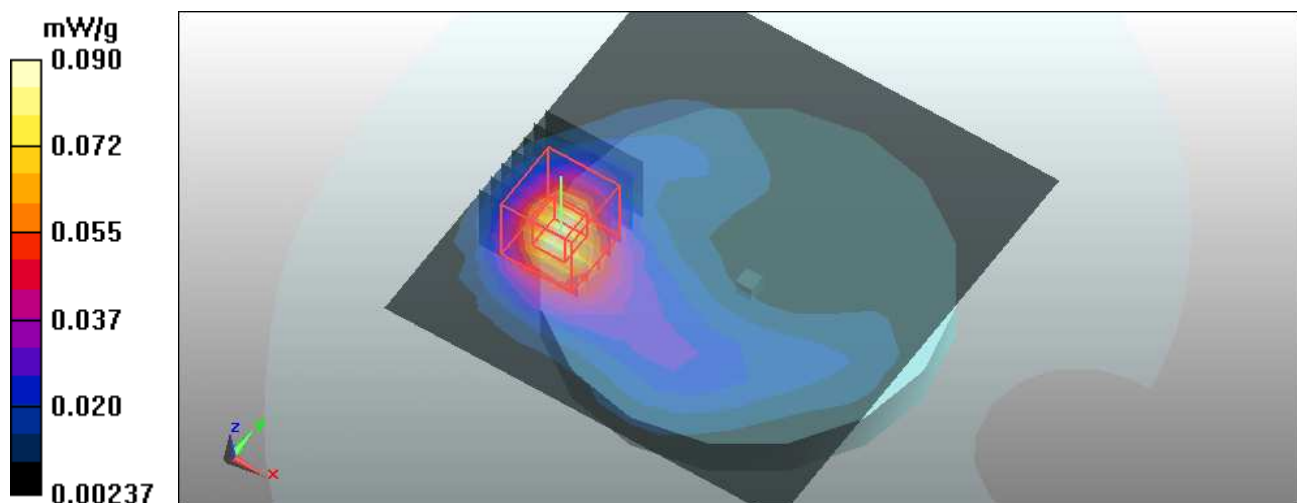
Flat Section 10mm Mid. Ch6/Zoom Scan (7x7x9)/Cube 0: Measurement grid: dx=5mm, dy=5mm, dz=3mm

Reference Value = 1.11 V/m; Power Drift = 0.166 dB

Peak SAR (extrapolated) = 0.135 W/kg

SAR(1 g) = 0.070 mW/g; SAR(10 g) = 0.036 mW/g

Maximum value of SAR (measured) = 0.090 mW/g



Test Laboratory: Bureau Veritas ADT

M18-11b-Ch6_edge / Ant 2

DUT: Portable WiFi WiMAX Router ; Type: CDP-PCK2005

Communication System: 802.11b ; Frequency: 2437 MHz ; Duty Cycle: 1:1 ; Modulation type: DBPSK
Medium: MSL2450 Medium parameters used: $f = 2437$ MHz; $\sigma = 1.98$ mho/m; $\epsilon_r = 54.8$; $\rho = 1000$ kg/m³
Phantom section: Flat Section ; Separation distance : 10 mm (The edge side of the EUT to the Phantom)

DASY5 Configuration:

- Probe: EX3DV3 - SN3504; ConvF(7.91, 7.91, 7.91); Calibrated: 2010/1/26
- Sensor-Surface: 3mm (Mechanical Surface Detection)
- Electronics: DAE3 Sn510; Calibrated: 2009/12/16
- Phantom: SAM with CRP; Type: SAM; Serial: TP-1485
- Measurement SW: DASY5, V5.2 Build 162; SEMCAD X Version 14.0 Build 61

Flat Section 10mm Mid. Ch6/Area Scan (16x7x1): Measurement grid: dx=8mm, dy=8mm
Maximum value of SAR (measured) = 0.039 mW/g

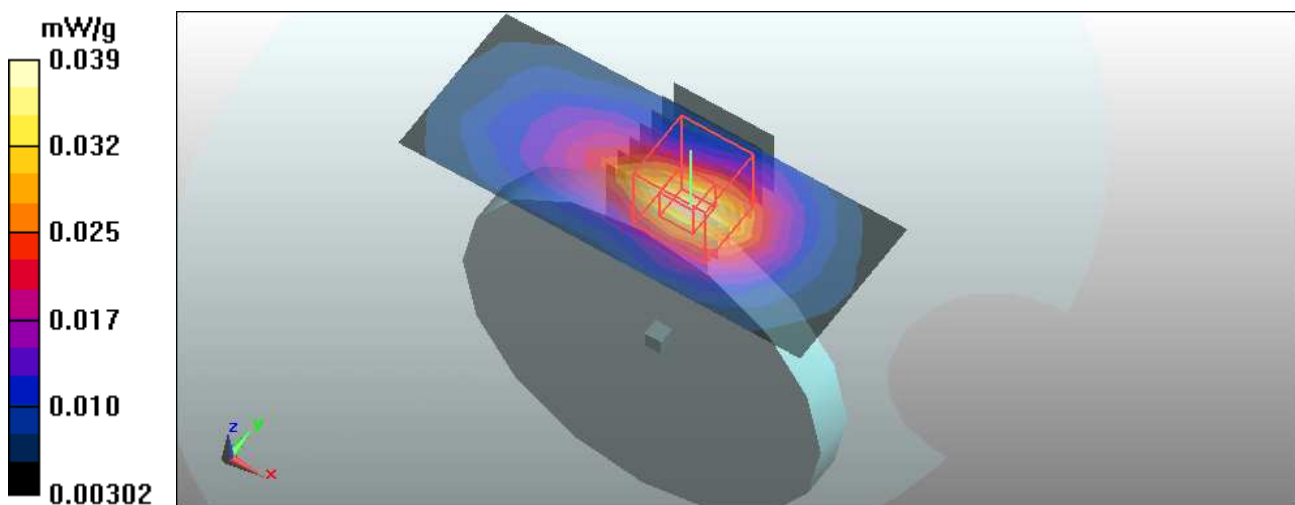
Flat Section 10mm Mid. Ch6/Zoom Scan (7x7x9)/Cube 0: Measurement grid: dx=5mm, dy=5mm, dz=3mm

Reference Value = 4.2 V/m; Power Drift = -0.119 dB

Peak SAR (extrapolated) = 0.048 W/kg

SAR(1 g) = 0.028 mW/g; SAR(10 g) = 0.015 mW/g

Maximum value of SAR (measured) = 0.034 mW/g



Test Laboratory: Bureau Veritas ADT

SystemPerformanceCheck-MSL2450

DUT: Dipole 2450 MHz ; Type: D2450V2 ; Serial: 737 ; Test Frequency: 2450 MHz

Communication System: CW ; Frequency: 2450 MHz; Duty Cycle: 1:1; Modulation type: CW
 Medium: MSL2450; Medium parameters used: $f = 2450$ MHz; $\sigma = 2$ mho/m; $\epsilon_r = 54.6$; $\rho = 1000$ kg/m³ ;
 Liquid level : 150 mm
 Phantom section: Flat Section ; Separation distance : 10 mm (The feetpoint of the dipole to the Phantom) Air temp. : 22.6 degrees ; Liquid temp. : 21.4 degrees

DASY5 Configuration:

- Probe: EX3DV3 - SN3504; ConvF(7.91, 7.91, 7.91); Calibrated: 2010/1/26
- Sensor-Surface: 3mm (Mechanical Surface Detection)
- Electronics: DAE3 Sn510; Calibrated: 2009/12/16
- Phantom: SAM with CRP; Type: SAM; Serial: TP-1485
- Measurement SW: DASY5, V5.2 Build 162; SEMCAD X Version 14.0 Build 61

System Performance Check at Frequencies above 1 GHz/d=10mm, Pin=250 mW, dist=3.0mm (EX-Probe)/Area Scan (7x7x1): Measurement grid: dx=15mm, dy=15mm
 Maximum value of SAR (measured) = 16.7 mW/g

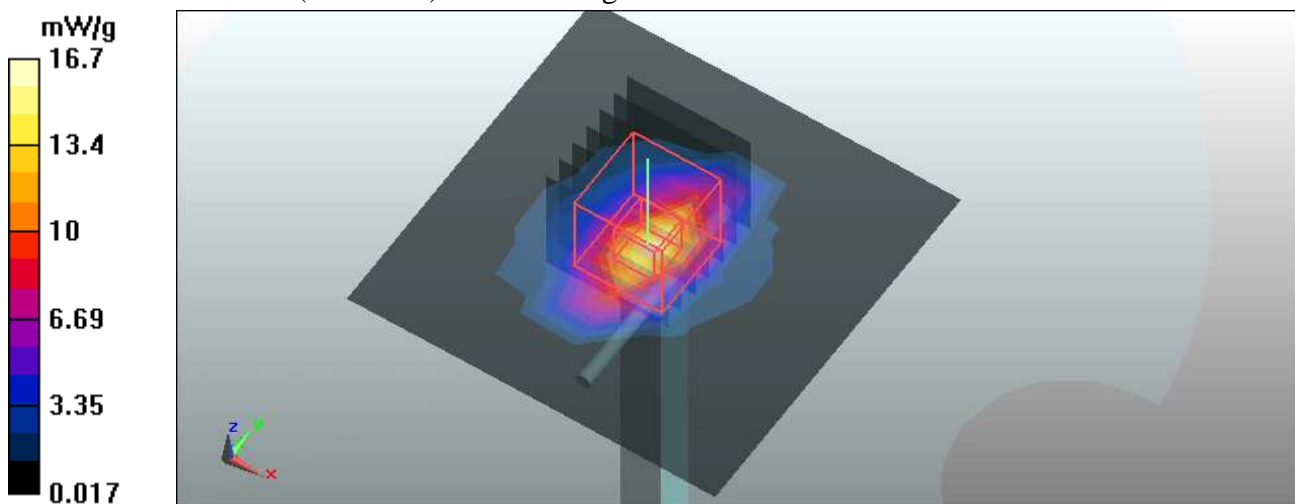
System Performance Check at Frequencies above 1 GHz/d=10mm, Pin=250 mW, dist=3.0mm (EX-Probe)/Zoom Scan (7x7x7)/Cube 0: Measurement grid: dx=5mm, dy=5mm, dz=5mm

Reference Value = 92.2 V/m; Power Drift = -0.168 dB

Peak SAR (extrapolated) = 26.2 W/kg

SAR(1 g) = **12.8 mW/g**; SAR(10 g) = **5.81 mW/g**

Maximum value of SAR (measured) = 16.9 mW/g



Test Laboratory: Bureau Veritas ADT

System Performance Check-MSL2600MHz

DUT: Dipole 2600 MHz ; Type: D2600V2 ; Serial: 1020 ; Test Frequency: 2600 MHz

Communication System: CW ; Frequency: 2600 MHz; Duty Cycle: 1:1; Modulation type: CW
 Medium: MSL2600; Medium parameters used: $f = 2600$ MHz; $\sigma = 2.17$ mho/m; $\epsilon_r = 53.8$; $\rho = 1000$ kg/m³ ; Liquid level : 150 mm

Phantom section: Flat Section ; Separation distance : 10 mm (The feetpoint of the dipole to the Phantom) Air temp. : 22.9 degrees ; Liquid temp. : 21.8 degrees

DASY5 Configuration:

- Probe: EX3DV3 - SN3504; ConvF(7.8, 7.8, 7.8); Calibrated: 2010/1/26
- Sensor-Surface: 3mm (Mechanical Surface Detection)
- Electronics: DAE3 Sn510; Calibrated: 2009/12/16
- Phantom: SAM with CRP; Type: SAM; Serial: TP-1485
- Measurement SW: DASY5, V5.2 Build 162; SEMCAD X Version 14.0 Build 61

System Performance Check/Area Scan (7x7x1): Measurement grid: dx=15mm, dy=15mm
 Maximum value of SAR (measured) = 17 mW/g

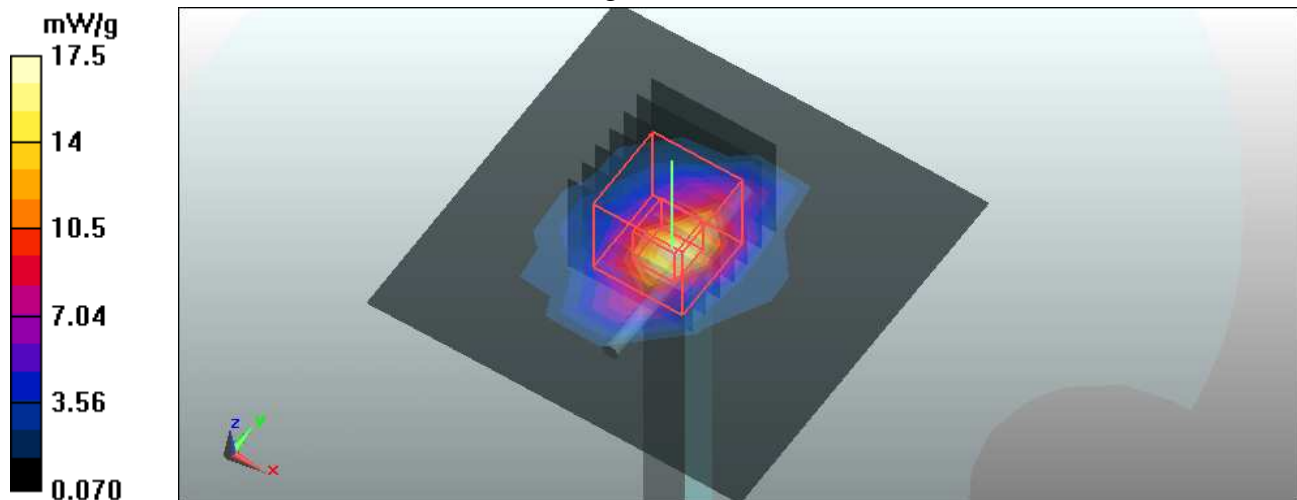
System Performance Check/Zoom Scan (7x7x7)/Cube 0: Measurement grid: dx=5mm, dy=5mm, dz=5mm

Reference Value = 90.1 V/m; Power Drift = -0.125 dB


Peak SAR (extrapolated) = 28.2 W/kg

SAR(1 g) = 13.2 mW/g; SAR(10 g) = 5.86 mW/g

Maximum value of SAR (measured) = 17.5 mW/g



APPENDIX B: BV ADT SAR MEASUREMENT SYSTEM



APPENDIX C: PHOTOGRAPHS OF SYSTEM VALIDATION

