

Project # 234112098

Report Date: 3/18/2020

Test Setup Photos




Figure 1: Test Setup for Conducted Emission – Front (AC Mains)



Figure 2: Test Setup for Conducted Emissions – Back (AC Mains)




Figure 3: Test Setup for Radiated Emissions 30MHz to 1000MHz




Figure 4: Test Setup for Radiated Emissions 1GHz to 18GHz




Figure 5: EUT