



Annex A: Test setup photographs




170813_1.JPG: Transceiver PV, test setup fully anechoic chamber

Annex A: Test setup photographs




170813_5.JPG: Transceiver PV, test setup fully anechoic chamber

Annex A: Test setup photographs




170813_2.JPG: Transceiver PV, test setup fully anechoic chamber

Annex A: Test setup photographs




170813_6.JPG: Transceiver PV, test setup fully anechoic chamber

Annex A: Test setup photographs



170813_7.JPG: Transceiver PV, test setup fully anechoic chamber

Annex A: Test setup photographs



170813_10.JPG: Transceiver PV, test setup test fixture

Annex A: Test setup photographs



170813_9.JPG: Transceiver PV, shielded chamber