

Figure 1 - Test Setup Photo - 30MHz - 1GHz, Horizontal




Figure 2 - Test Setup Photo - 1 - 25GHz, Horizontal




Figure 3 - Test Setup Photo - 1 - 25GHz, Vertical




Figure 4 - Test Setup Photo - 1 - 25GHz, 150cm height, with absorber on floor



Figure 5 - Conducted emissions test setup



Figure 6 - Conducted emissions test setup