



5. Photographs of the test setup

Photo no.: 3




Spurious emission measurement 1 GHz – 12 GHz

Photo no.: 4



Spurious emission measurement 1 GHz – 12 GHz

Photo no.: 5



Spurious emission measurement 9 kHz – 30 MHz (loop antenna)

Photo no.: 6



AC conducted line measurement

Photo no.: 7



Spurious emission measurement 30 MHz – 1 GHz