

ANNEX 1 TO TEST REPORT # EMCC-080534GAD, 2019-02-20

PHOTOGRAPHS OF TEST SETUP

EQUIPMENT UNDER TEST:

Trade Name:	K-Band Transceiver
Type/Model:	IPS-937
Serial Number(s):	00001016
Application:	K-Band Radar
FCC ID:	UXS-IPS937
Manufacturer:	InnoSenT GmbH
Address:	Am Roedertor 30 97499 Donnersdorf GERMANY
Phone:	+49 9528 9518-1265
E-Mail:	Barrett.Lee@innosent.de


RELEVANT STANDARD(S) : 47 CFR § 15.245

MEASUREMENT PROCEDURE: : ANSI C63.10-2013


ILLUSTRATION LIST ANNEX 1

Photograph A1-1: Sample photo of position "X"	2
Photograph A1-2: Sample photo of position "Y"	2
Photograph A1-3: Sample photo of position "Z"	3
Photograph A1-4: Conducted emissions	3
Photograph A1-5: Radiated emissions 9 kHz – 30 MHz at 3 m distance	4
Photograph A1-6: Radiated emissions 30 – 1000 MHz at 3 m distance	4
Photograph A1-7: Radiated emissions 1 – 6 GHz at 3 m distance	5
Photograph A1-8: Sample setup photo of radiated emissions 6 – 18 GHz at 1 m distance	5
Photograph A1-9: Sample setup photo of radiated emissions 18 – 26.5 GHz at 1 m distance	6
Photograph A1-10: Radiated emissions 26.5 – 40 GHz at 1 m distance	6
Photograph A1-11: Radiated emissions 40 – 50 GHz at 1 m distance	7
Photograph A1-12: Radiated emissions 50 – 75 GHz at close distance	7
Photograph A1-13: Radiated emissions 75 – 100 GHz at close distance	8

Test on InnoSenT GmbH IPS-937 to 47 CFR § 15.245




Photograph A1-1: Sample photo of position "X"




Photograph A1-2: Sample photo of position "Y"

Test on InnoSenT GmbH IPS-937 to 47 CFR § 15.245




Photograph A1-3: Sample photo of position "Z"




Photograph A1-4: Conducted emissions

Test on InnoSent GmbH IPS-937 to 47 CFR § 15.245




Photograph A1-5: Radiated emissions 9 kHz – 30 MHz at 3 m distance




Photograph A1-6: Radiated emissions 30 – 1000 MHz at 3 m distance

Test on InnoSenT GmbH IPS-937 to 47 CFR § 15.245




Photograph A1-7: Radiated emissions 1 – 6 GHz at 3 m distance




Note: photo is showing a different EUT (IPS-354)

Photograph A1-8: Sample setup photo of radiated emissions 6 – 18 GHz at 1 m distance

Test on InnoSenT GmbH IPS-937 to 47 CFR § 15.245



Photograph A1-9: Sample setup photo of radiated emissions 18 – 26.5 GHz at 1 m distance




Photograph A1-10: Radiated emissions 26.5 – 40 GHz at 1 m distance

Test on InnoSenT GmbH IPS-937 to 47 CFR § 15.245




Photograph A1-11: Radiated emissions 40 – 50 GHz at 1 m distance



Photograph A1-12: Radiated emissions 50 – 75 GHz at close distance

Test on InnoSenT GmbH IPS-937 to 47 CFR § 15.245



Photograph A1-13: Radiated emissions 75 – 100 GHz at close distance