
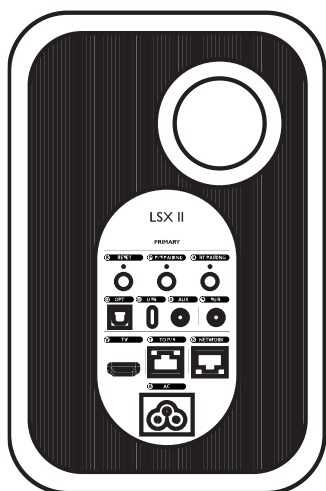
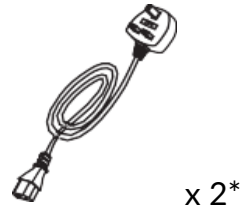
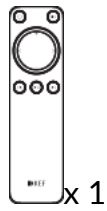
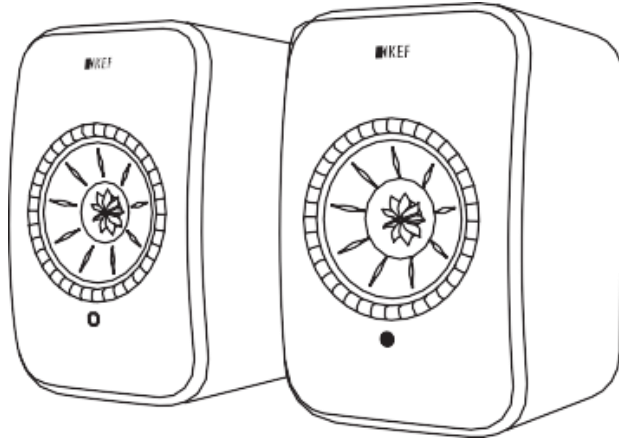


Quick Start Guide 简单操作说明

LSX II 无线音箱

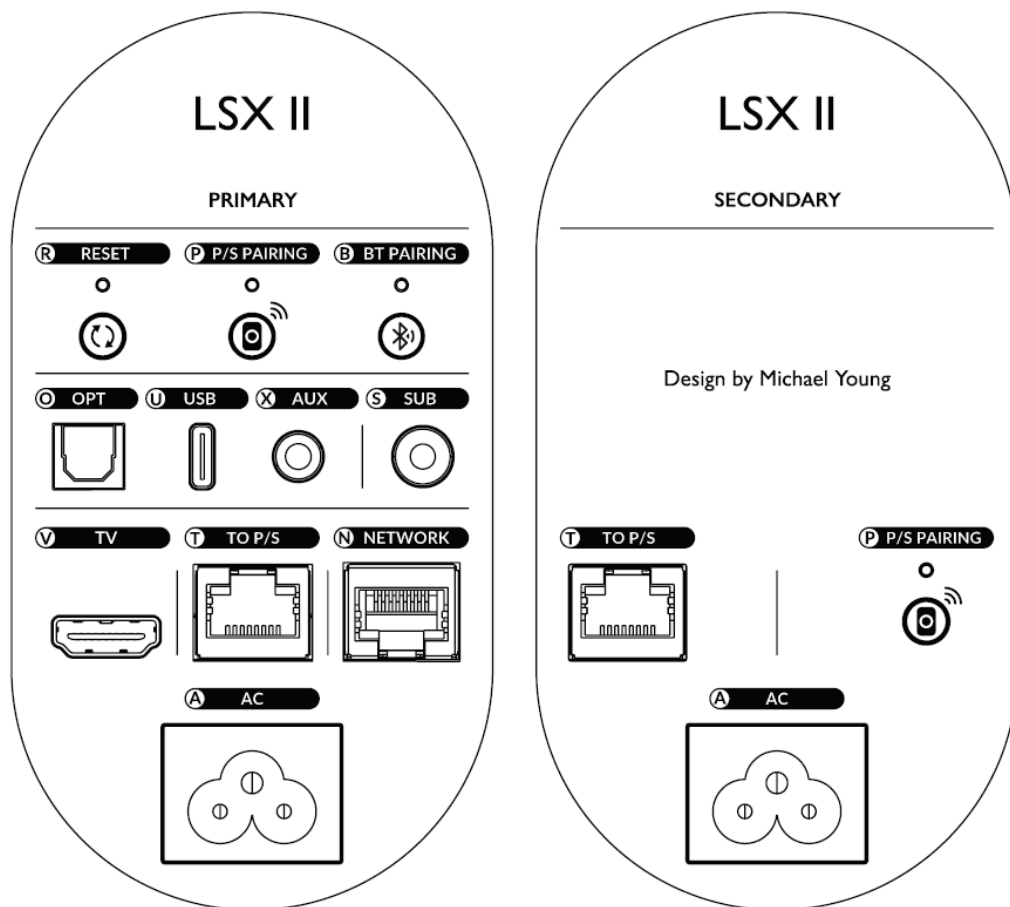


In the Box 盒内



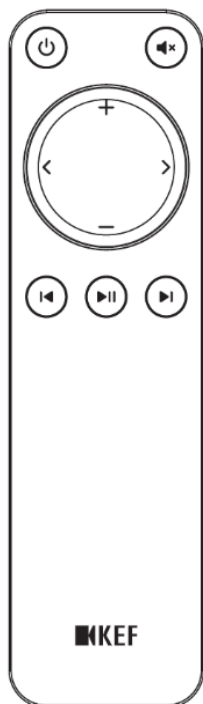
* Contents vary by region. 盒内内容因区域不同而不同。

Controls and Connections 控制及连接



R	Factory reset button	恢复出厂设置按钮
P	Primary/Secondary pairing button	主副扬声器配对按钮
B	Bluetooth pairing button	蓝牙配对按钮
O	Optical input	光纤输入
U	USB Type C input	USB Type C 输入
X	Auxiliary input	3.5mm 输入
S	Subwoofer output port	重低音端口输出埠
V	TV port	电视输入
T	Primary/Secondary connection port	主副扬声器连接口
N	Network port	网络端口
A	AC input connector	电源端口

Control by Remote Control 遥控器控制



-  On / Off 开关
-  Mute 静音
-  Volume up 音量增大
-  Volume down 音量减小
-  Previous source (音源选择) 回到上一个音源
-  Next source (音源选择) 进入下一个音源
-  Previous (曲目选择) 回到上一首曲目
-  Play / Pause 播放 / 暂停
-  Next (曲目选择) 进入下一首曲目

LED Indication 指示灯

- | | | |
|---|-----------------|-----------------|
|  | Standby | 待机 |
|  | WiFi | WiFi |
|  | Spotify Connect | Spotify Connect |
|  | Bluetooth | 蓝牙 |
|  | HDMI (TV) | HDMI (电视) |
|  | Optical | 光纤 |
|  | USB | USB |
|  | AUX | AUX 3.5mm |

GP Acoustics (UK) Limited
Eccleston Road
Tovil, Maidstone
Kent, ME15 6QP
UK

KEF