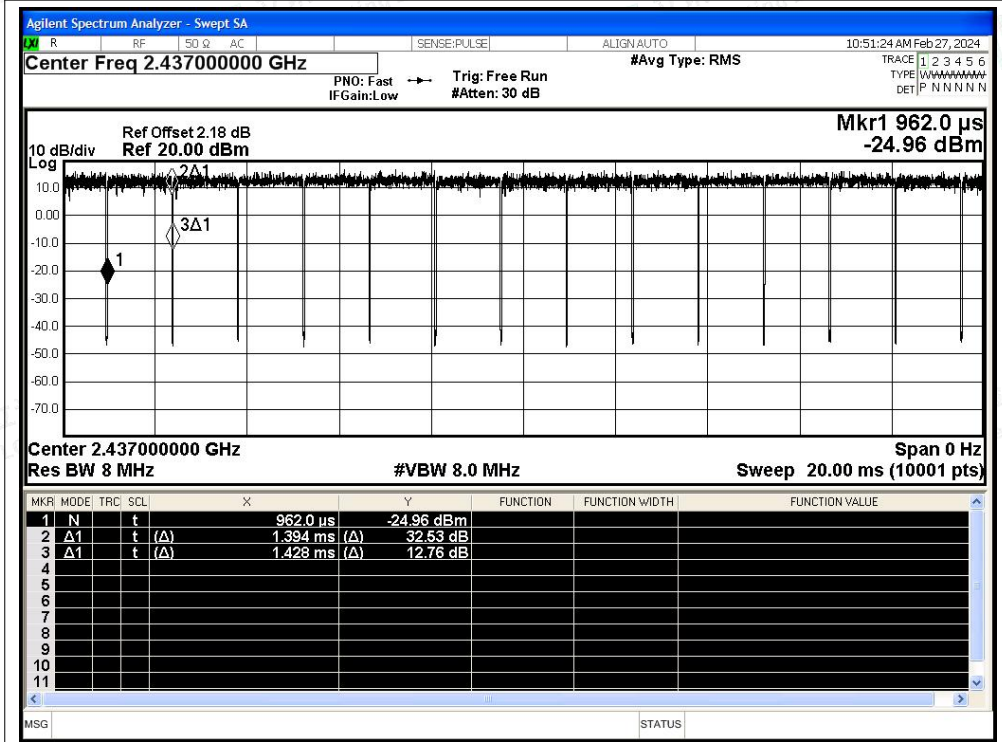
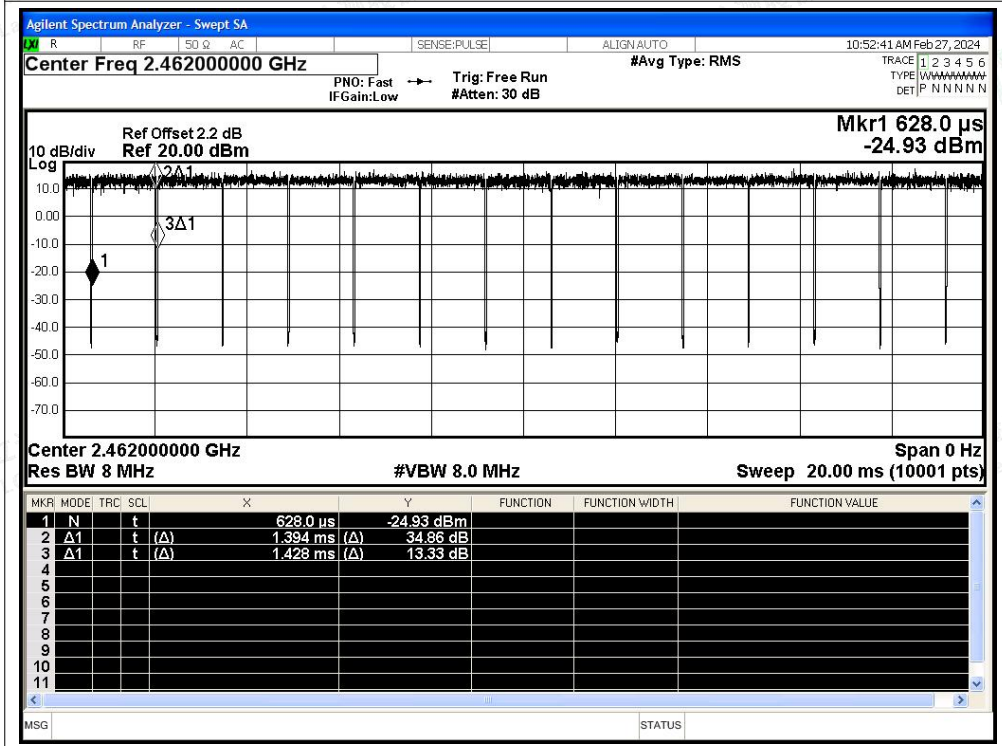




Duty Cycle NVNT g 2437MHz Ant1

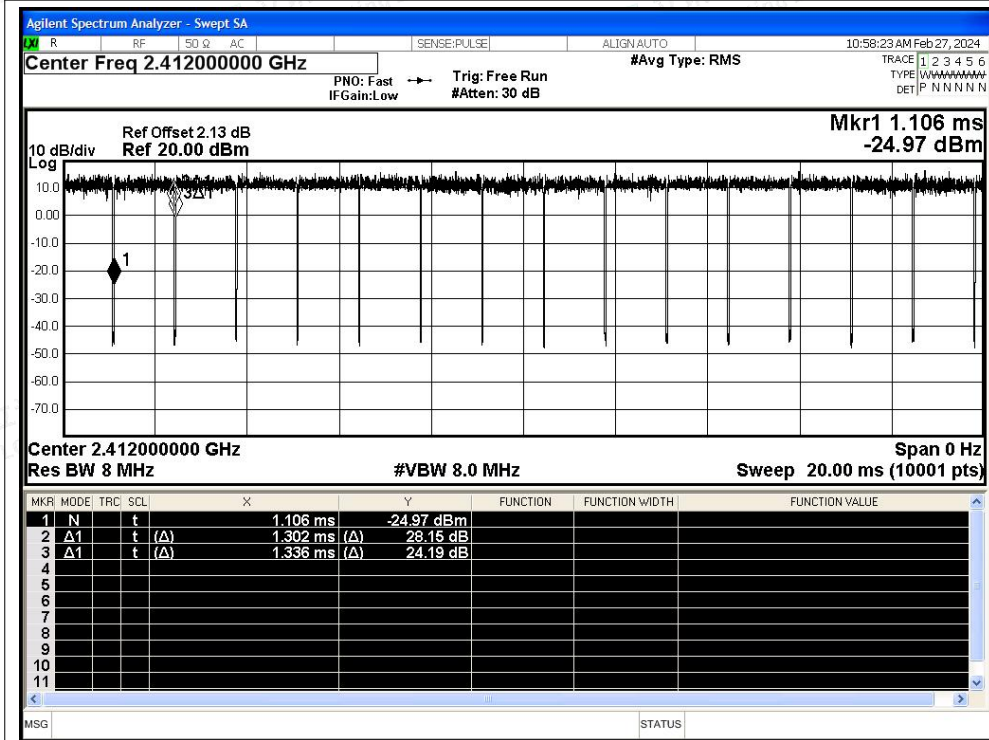


Duty Cycle NVNT g 2462MHz Ant1

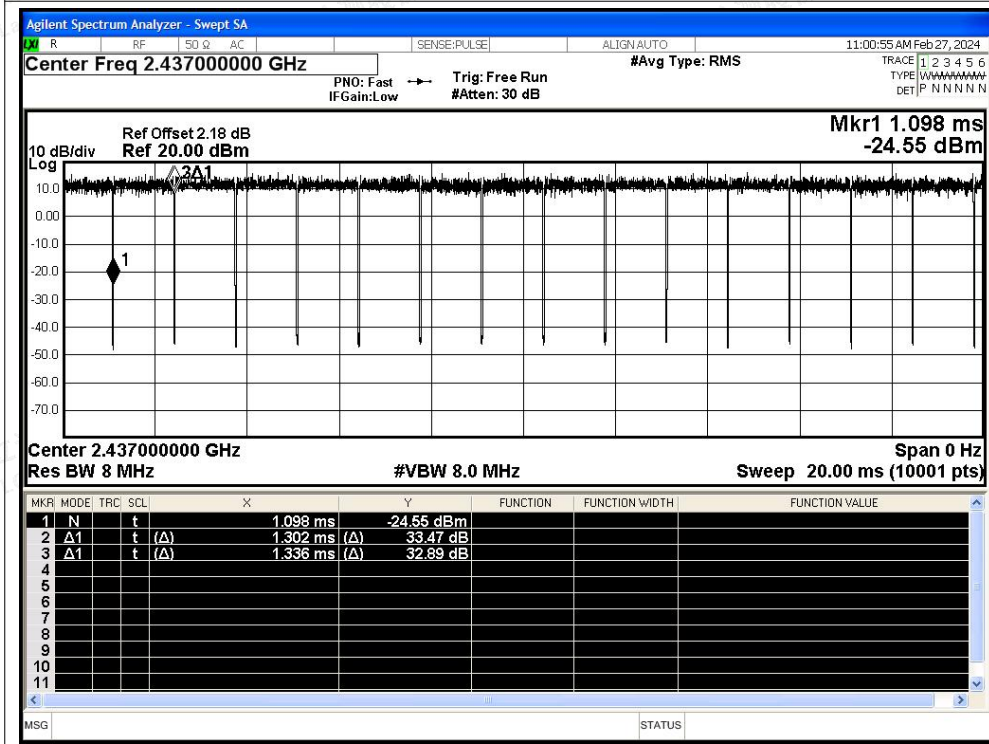




Duty Cycle NVNT n20 2412MHz Ant1

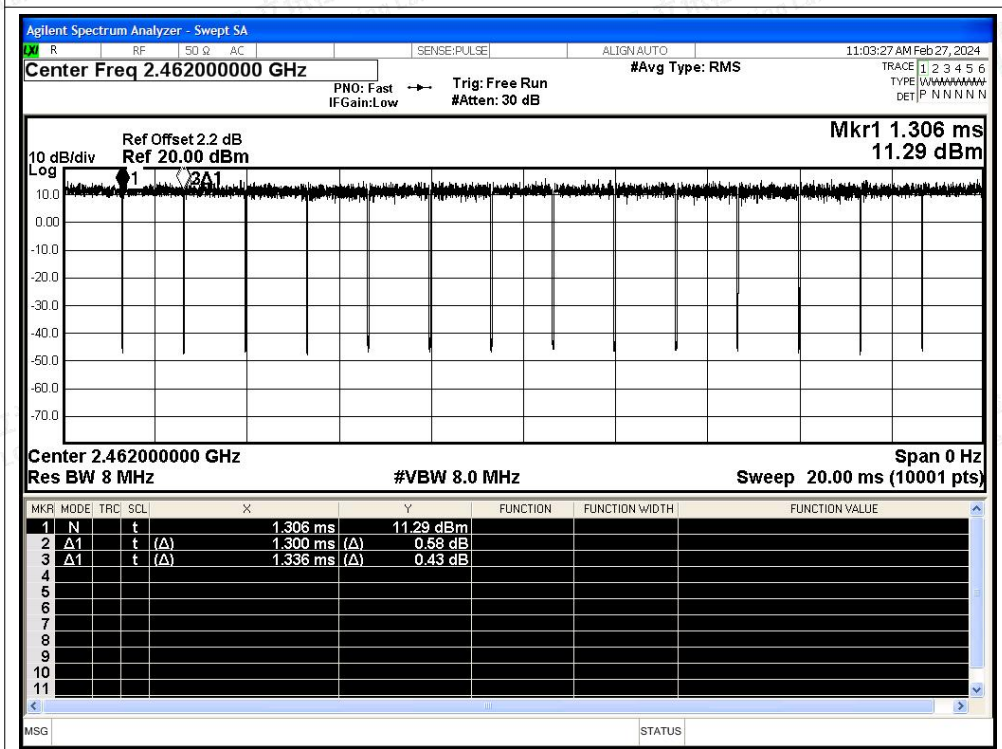


Duty Cycle NVNT n20 2437MHz Ant1

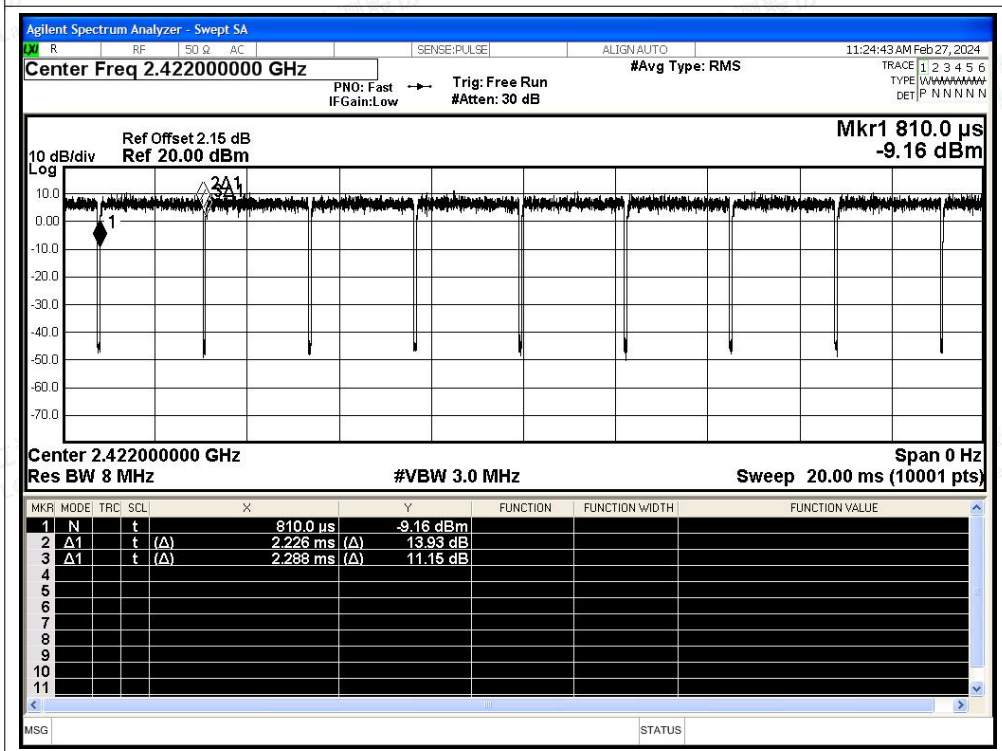




Duty Cycle NVNT n20 2462MHz Ant1

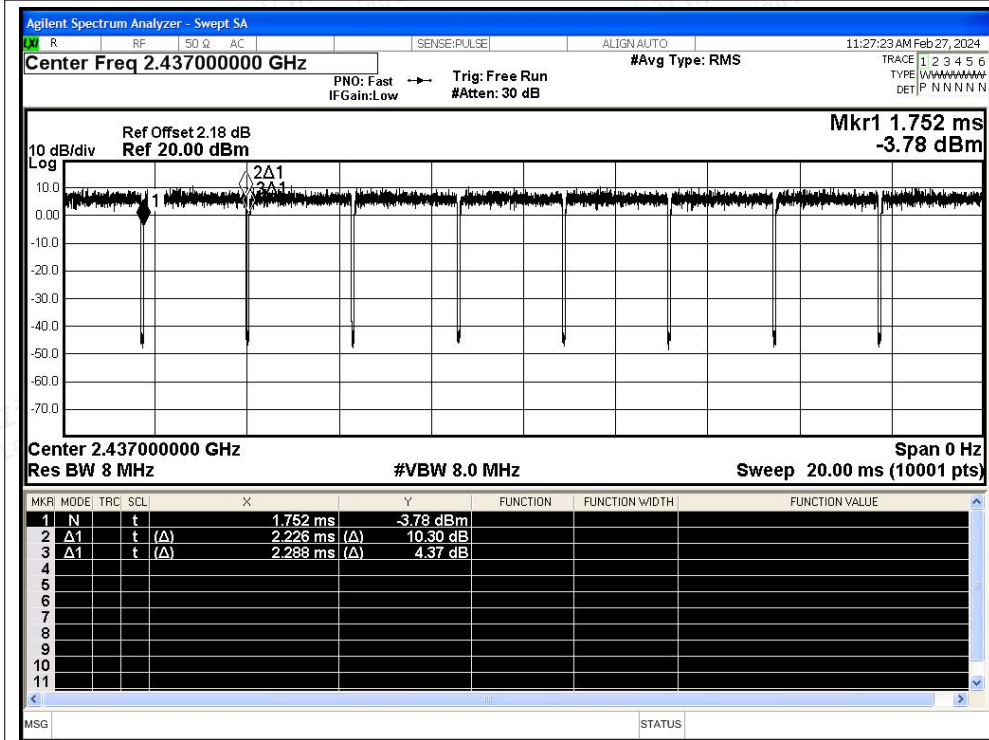


Duty Cycle NVNT n40 2422MHz Ant1

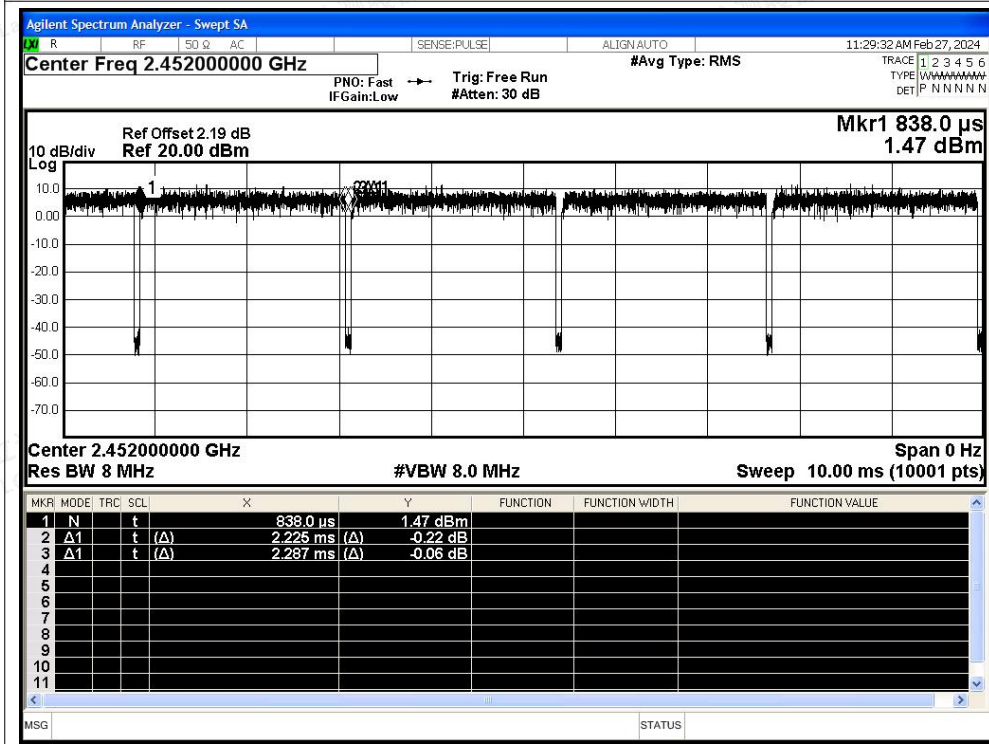




Duty Cycle NVNT n40 2437MHz Ant1



Duty Cycle NVNT n40 2452MHz Ant1





C.7 Restrict Band

Condition	Mode	Frequency (MHz)	Antenna	Spur Freq (MHz)	Power (dBm)	Gain (dBi)	Duty Factor (dB)	E (dBuV/m)	Detector	Limit (dBuV/m)	Verdict
NVNT	b	2412	Ant1	2310	-50.38	2.81	-	47.66	Peak	74	Pass
NVNT	b	2412	Ant1	2310	-58.27	2.81	0	39.77	Average	54	Pass
NVNT	b	2412	Ant1	2386.635	-43.47	2.81	-	54.57	Peak	74	Pass
NVNT	b	2412	Ant1	2386.401	-51.26	2.81	0	46.78	Average	54	Pass
NVNT	b	2412	Ant1	2390	-46.5	2.81	-	51.54	Peak	74	Pass
NVNT	b	2412	Ant1	2390	-54.83	2.81	0	43.21	Average	54	Pass
NVNT	b	2462	Ant1	2483.5	-47.47	2.81	-	50.57	Peak	74	Pass
NVNT	b	2462	Ant1	2483.5	-54.54	2.81	0	43.50	Average	54	Pass
NVNT	b	2462	Ant1	2486.273	-45.03	2.81	-	53.01	Peak	74	Pass
NVNT	b	2462	Ant1	2488.764	-53.69	2.81	0	44.35	Average	54	Pass
NVNT	b	2462	Ant1	2500	-49.38	2.81	-	48.66	Peak	74	Pass
NVNT	b	2462	Ant1	2500	-57.01	2.81	0	41.03	Average	54	Pass
NVNT	g	2412	Ant1	2310	-50.57	2.81	-	47.47	Peak	74	Pass
NVNT	g	2412	Ant1	2310	-57.68	2.81	0.1	40.36	Average	54	Pass
NVNT	g	2412	Ant1	2389.56	-37.44	2.81	-	62.80	Peak	74	Pass
NVNT	g	2412	Ant1	2389.911	-49.35	2.81	0.1	50.89	Average	54	Pass
NVNT	g	2412	Ant1	2390	-36.86	2.81	-	61.18	Peak	74	Pass
NVNT	g	2412	Ant1	2390	-48.65	2.81	0.1	49.39	Average	54	Pass
NVNT	g	2462	Ant1	2483.5	-38.09	2.81	-	59.95	Peak	74	Pass
NVNT	g	2462	Ant1	2483.5	-47.44	2.81	0.1	50.60	Average	54	Pass
NVNT	g	2462	Ant1	2485.266	-33.41	2.81	-	64.63	Peak	74	Pass
NVNT	g	2462	Ant1	2483.517	-47.44	2.81	0.1	50.60	Average	54	Pass
NVNT	g	2462	Ant1	2500	-47.18	2.81	-	53.06	Peak	74	Pass
NVNT	g	2462	Ant1	2500	-55.35	2.81	0.1	44.89	Average	54	Pass
NVNT	n20	2412	Ant1	2310	-52.06	2.81	-	45.98	Peak	74	Pass
NVNT	n20	2412	Ant1	2310	-58.23	2.81	0.11	39.81	Average	54	Pass
NVNT	n20	2412	Ant1	2389.911	-32.19	2.81	-	65.85	Peak	74	Pass
NVNT	n20	2412	Ant1	2389.911	-49.65	2.81	0.11	48.39	Average	54	Pass
NVNT	n20	2412	Ant1	2390	-35.48	2.81	-	62.56	Peak	74	Pass
NVNT	n20	2412	Ant1	2390	-49.38	2.81	0.11	48.66	Average	54	Pass
NVNT	n20	2462	Ant1	2483.5	-37.03	2.81	-	63.21	Peak	74	Pass
NVNT	n20	2462	Ant1	2483.5	-46.97	2.81	0.12	53.27	Average	54	Pass
NVNT	n20	2462	Ant1	2485.266	-34.45	2.81	-	63.59	Peak	74	Pass
NVNT	n20	2462	Ant1	2483.623	-46.91	2.81	0.12	51.13	Average	54	Pass
NVNT	n20	2462	Ant1	2500	-47.67	2.81	-	50.37	Peak	74	Pass
NVNT	n20	2462	Ant1	2500	-55.66	2.81	0.12	42.38	Average	54	Pass



Shenzhen LCS Compliance Testing Laboratory Ltd.
 Add: 101, 201 Bldg A & 301 Bldg C, Juji Industrial Park Yabianxueziwei, Shajing Street, Baoan District, Shenzhen, 518000, China
 Tel: +(86) 0755-82591330 | E-mail: webmaster@lcs-cert.com | Web: www.lcs-cert.com
 Scan code to check authenticity



NVNT	n40	2422	Ant1	2310	-49.34	2.81	-	48.70	Peak	74	Pass
NVNT	n40	2422	Ant1	2310	-58.71	2.81	0	39.33	Average	54	Pass
NVNT	n40	2422	Ant1	2388.384	-38.7	2.81	-	61.54	Peak	74	Pass
NVNT	n40	2422	Ant1	2389.52	-52.56	2.81	0	47.68	Average	54	Pass
NVNT	n40	2422	Ant1	2390	-40.39	2.81	-	57.65	Peak	74	Pass
NVNT	n40	2422	Ant1	2390	-53.9	2.81	0	44.14	Average	54	Pass
NVNT	n40	2452	Ant1	2483.5	-30.96	2.81	-	67.08	Peak	74	Pass
NVNT	n40	2452	Ant1	2483.5	-46.4	2.81	0.12	51.64	Average	54	Pass
NVNT	n40	2452	Ant1	2485.18	-28.58	2.81	-	69.46	Peak	74	Pass
NVNT	n40	2452	Ant1	2483.542	-44.85	2.81	0.12	53.19	Average	54	Pass
NVNT	n40	2452	Ant1	2500	-50.46	2.81	-	49.78	Peak	74	Pass
NVNT	n40	2452	Ant1	2500	-57.81	2.81	0.12	42.43	Average	54	Pass

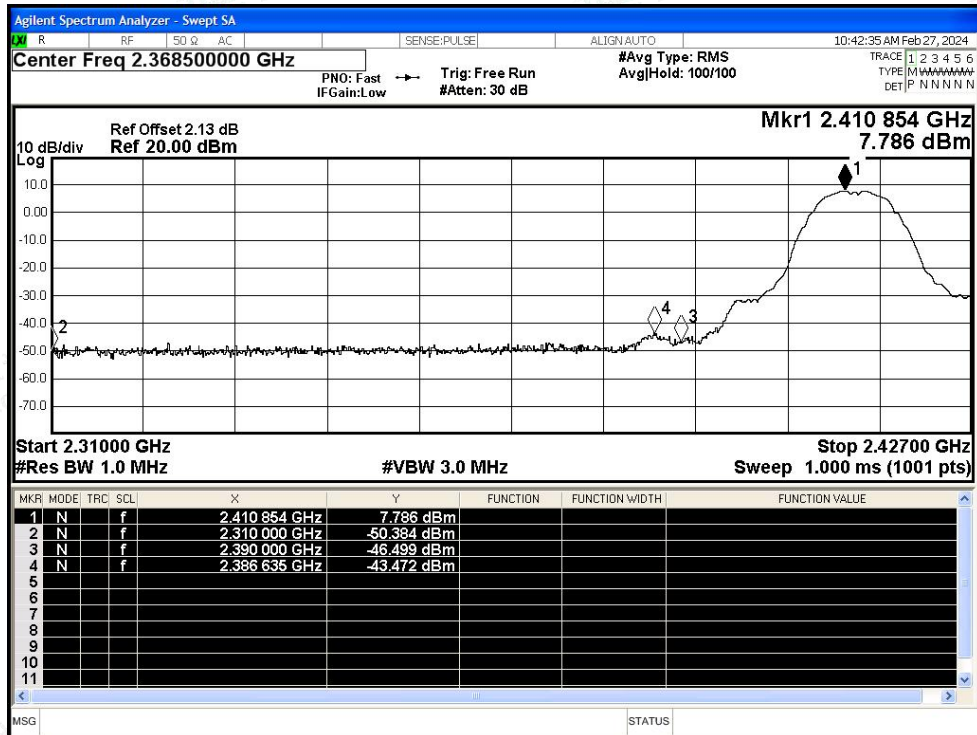


Shenzhen LCS Compliance Testing Laboratory Ltd.
 Add: 101, 201 Bldg A & 301 Bldg C, Juji Industrial Park Yabianxueziwei, Shajing Street, Baoan District, Shenzhen, 518000, China
 Tel: +(86) 0755-82591330 | E-mail: webmaster@lcs-cert.com | Web: www.lcs-cert.com
 Scan code to check authenticity

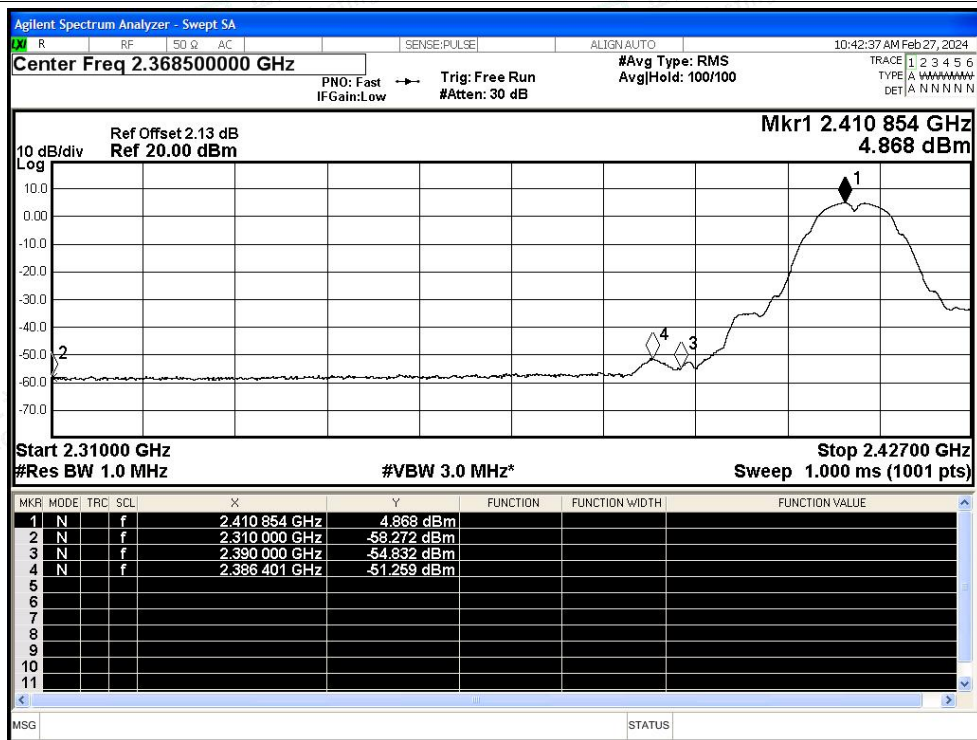


Test Graphs

Restrict Band NVNT b 2412MHz Ant1 Peak

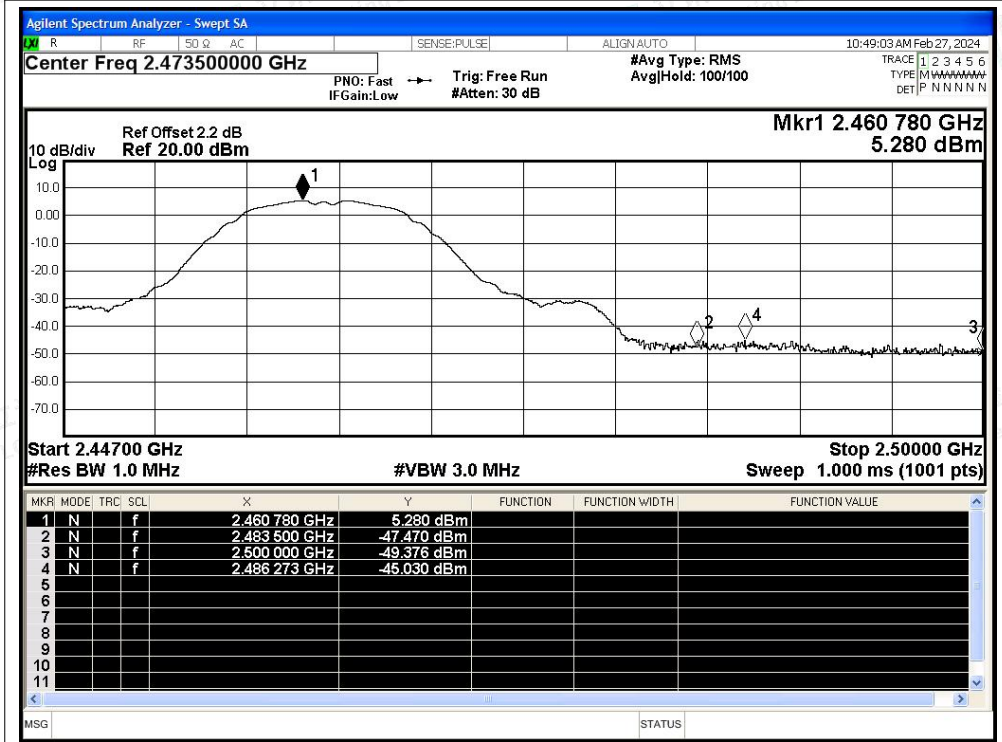


Restrict Band NVNT b 2412MHz Ant1 Average

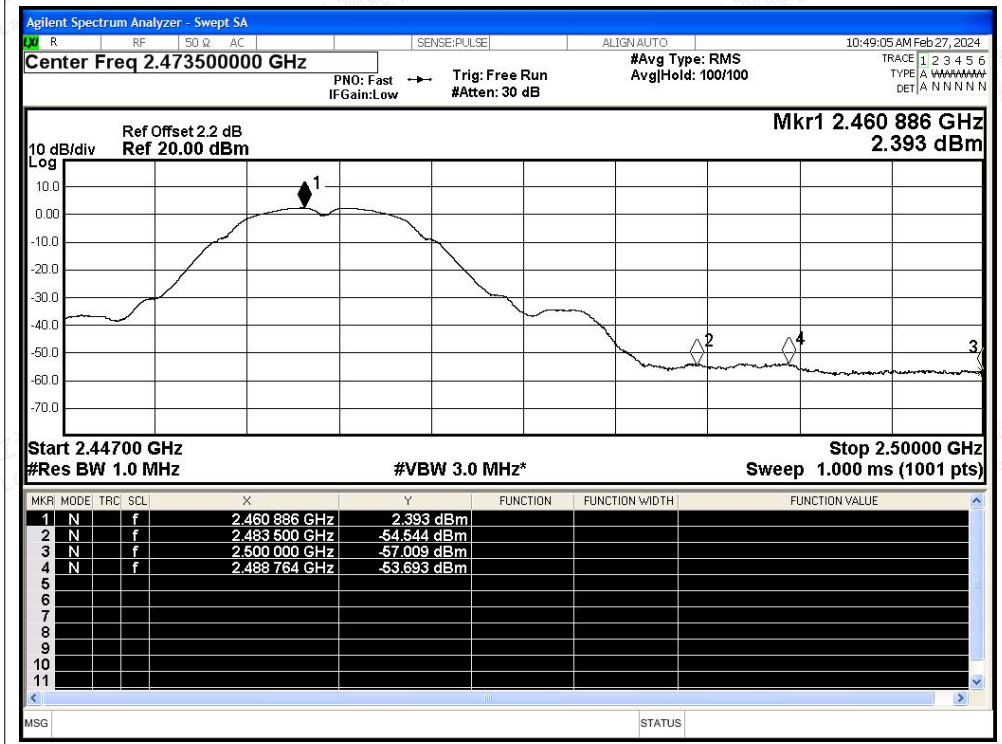




Restrict Band NVNT b 2462MHz Ant1 Peak

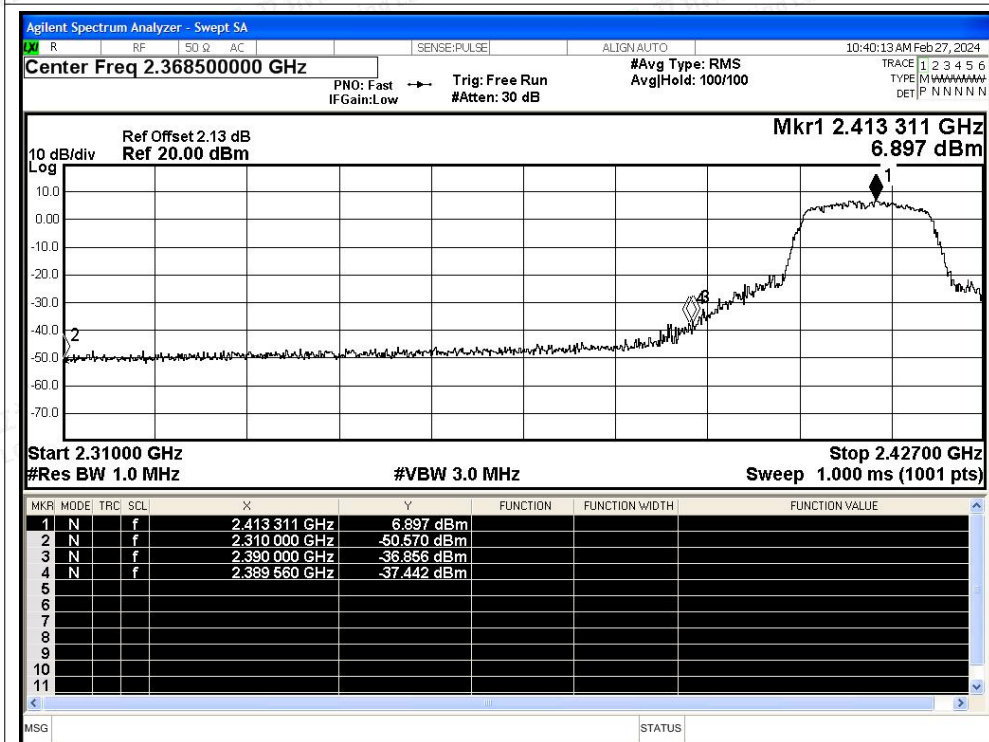


Restrict Band NVNT b 2462MHz Ant1 Average

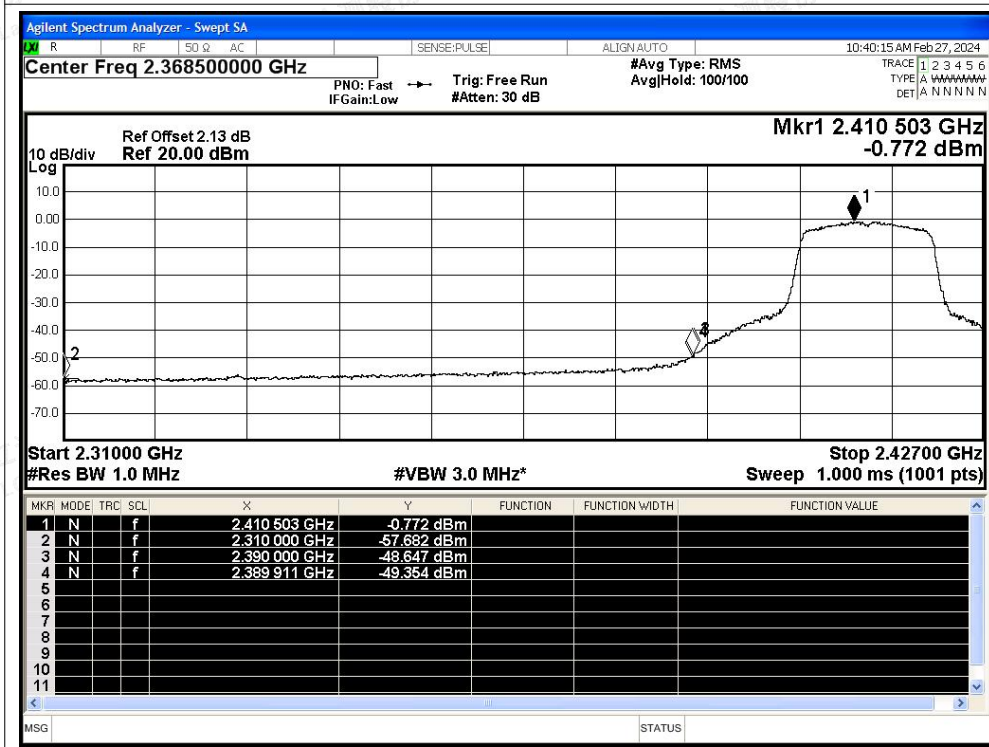




Restrict Band NVNT g 2412MHz Ant1 Peak

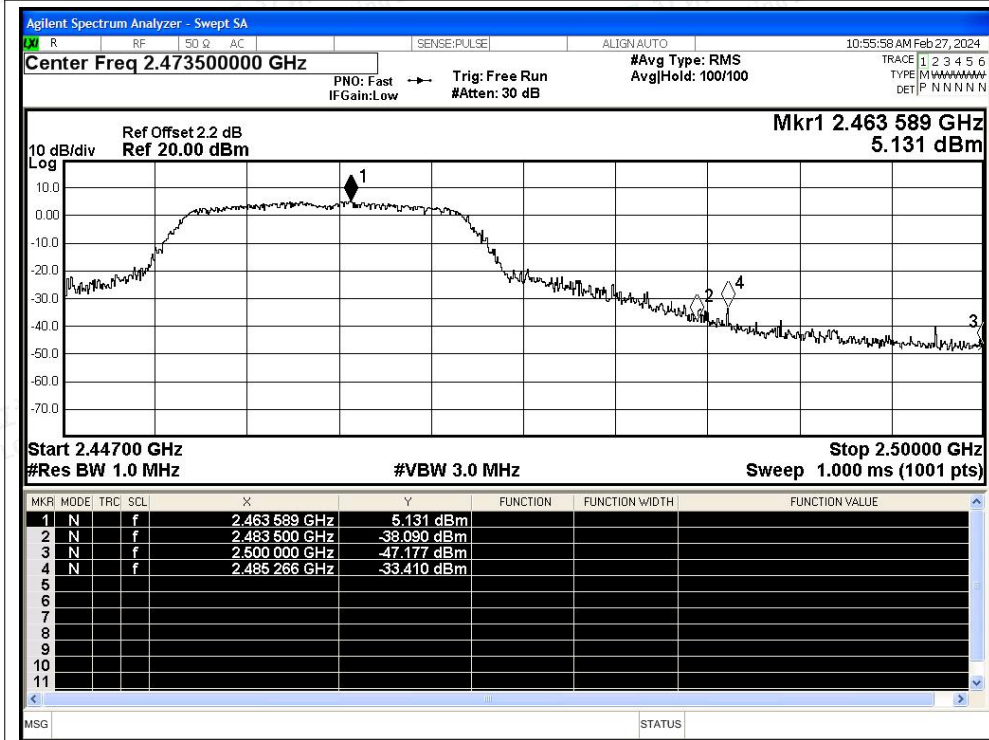


Restrict Band NVNT g 2412MHz Ant1 Average

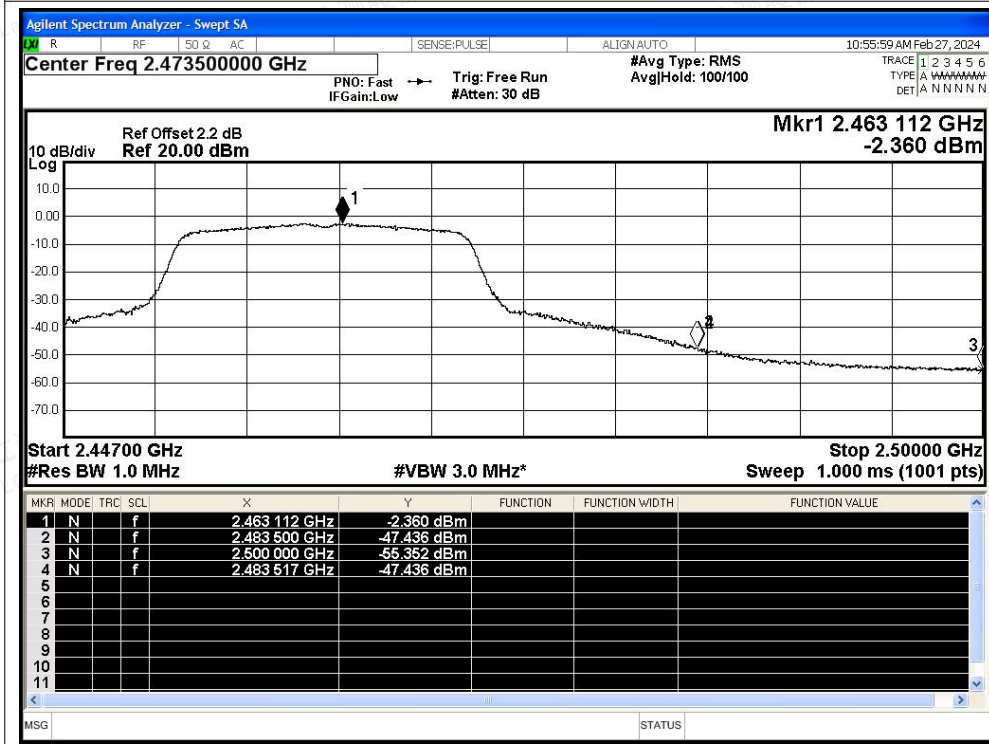




Restrict Band NVNT g 2462MHz Ant1 Peak

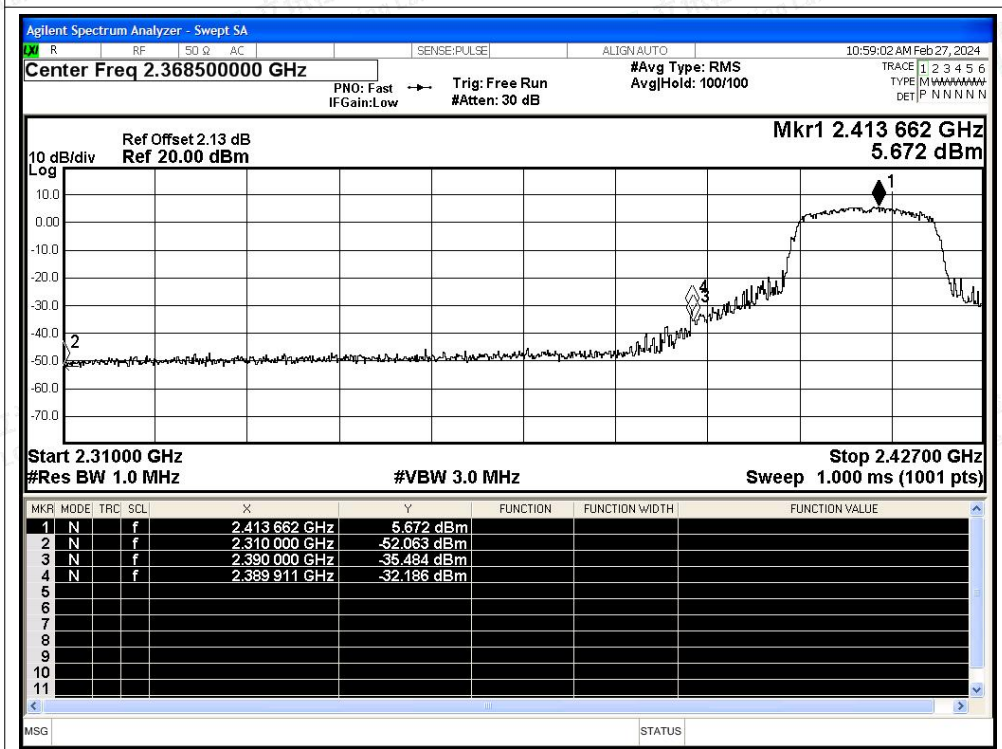


Restrict Band NVNT g 2462MHz Ant1 Average

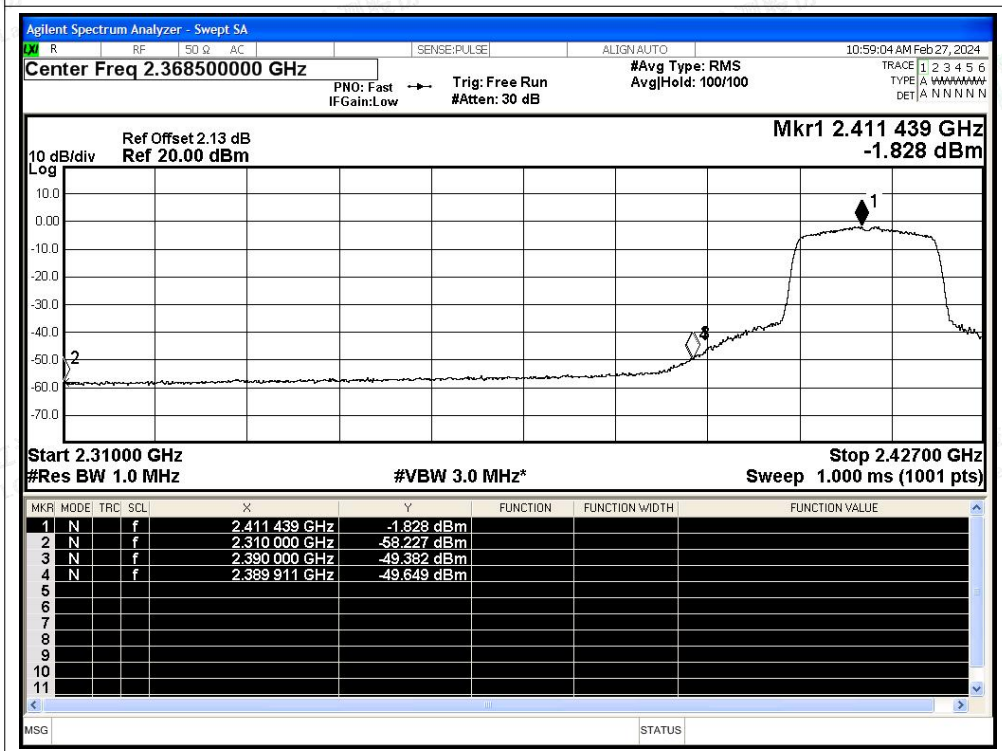




Restrict Band NVNT n20 2412MHz Ant1 Peak

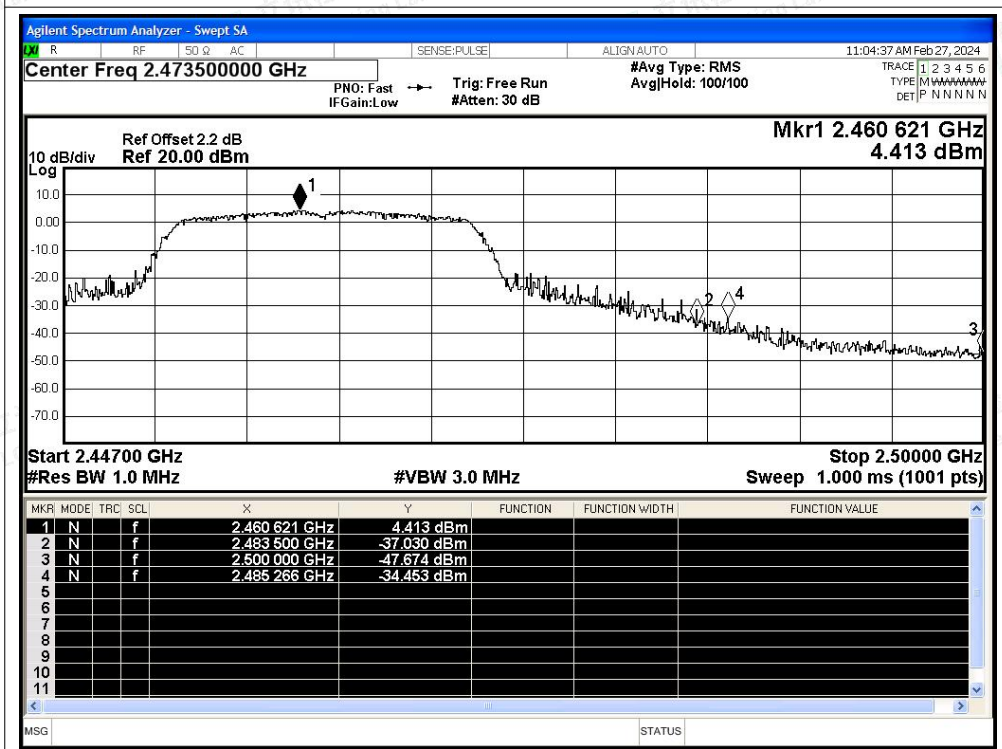


Restrict Band NVNT n20 2412MHz Ant1 Average

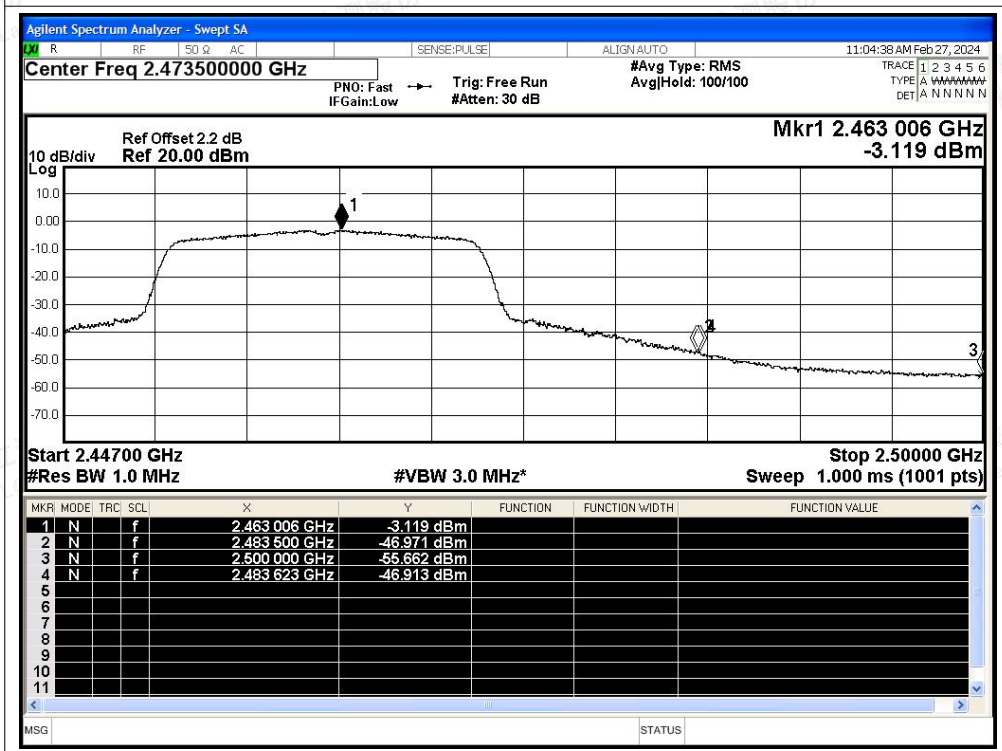




Restrict Band NVNT n20 2462MHz Ant1 Peak

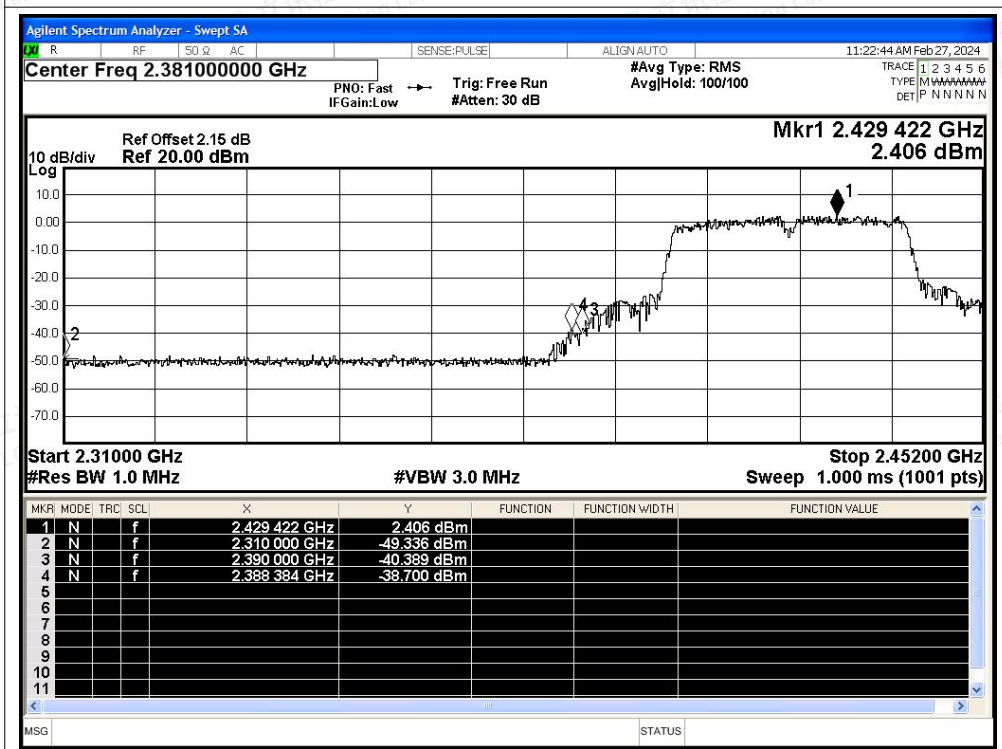


Restrict Band NVNT n20 2462MHz Ant1 Average

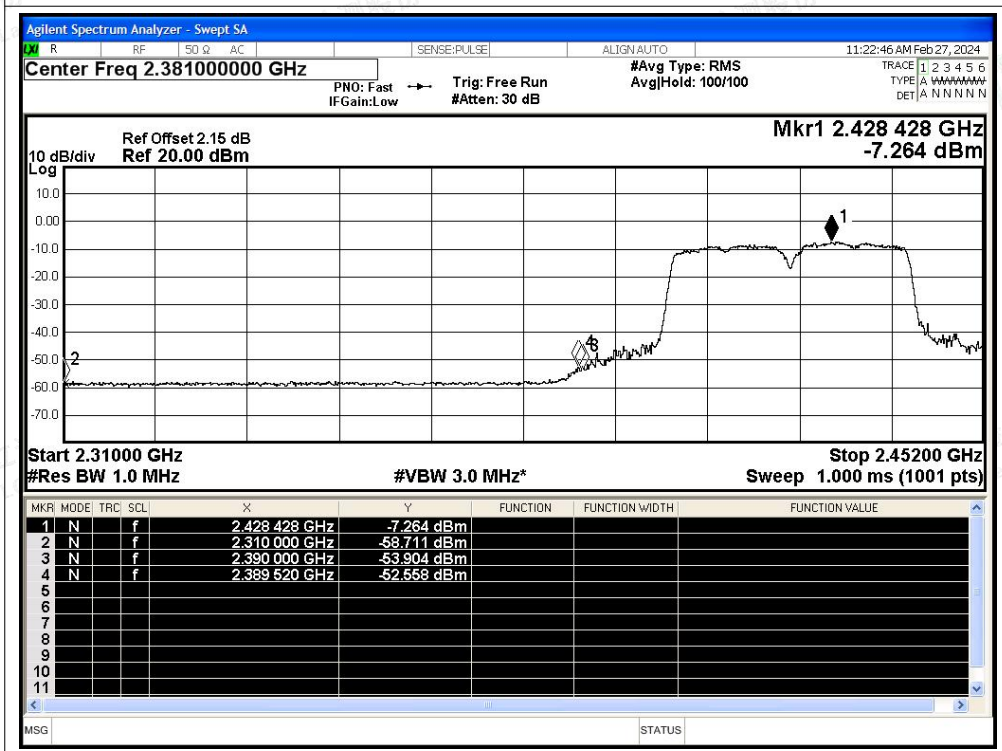




Restrict Band NVNT n40 2422MHz Ant1 Peak

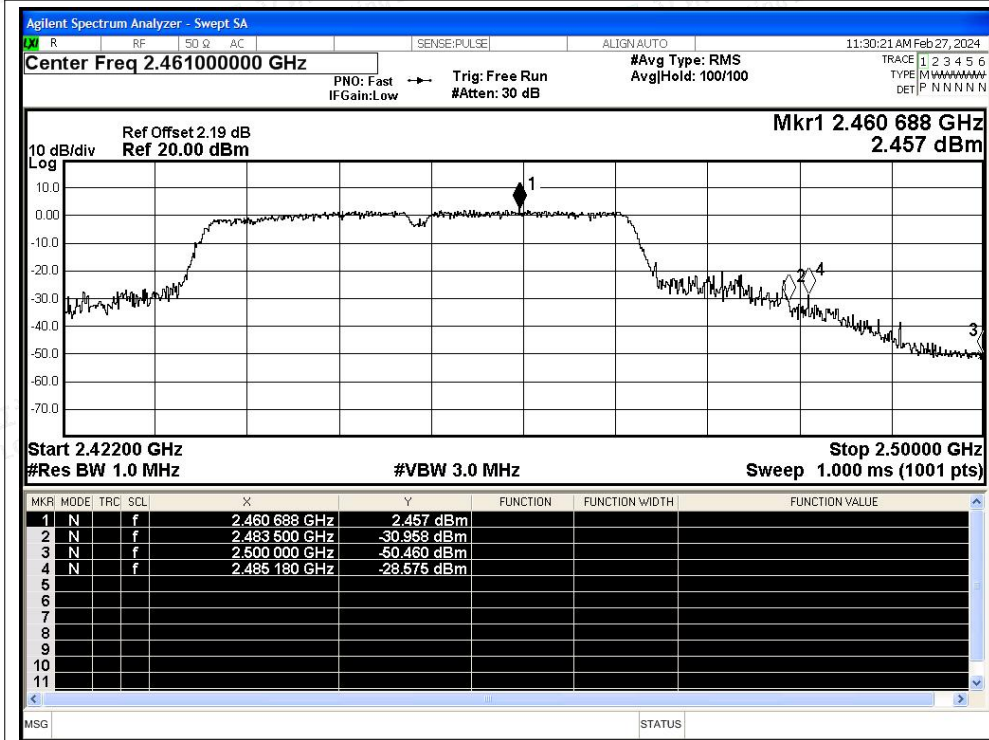


Restrict Band NVNT n40 2422MHz Ant1 Average





Restrict Band NVNT n40 2452MHz Ant1 Peak



Restrict Band NVNT n40 2452MHz Ant1 Average

