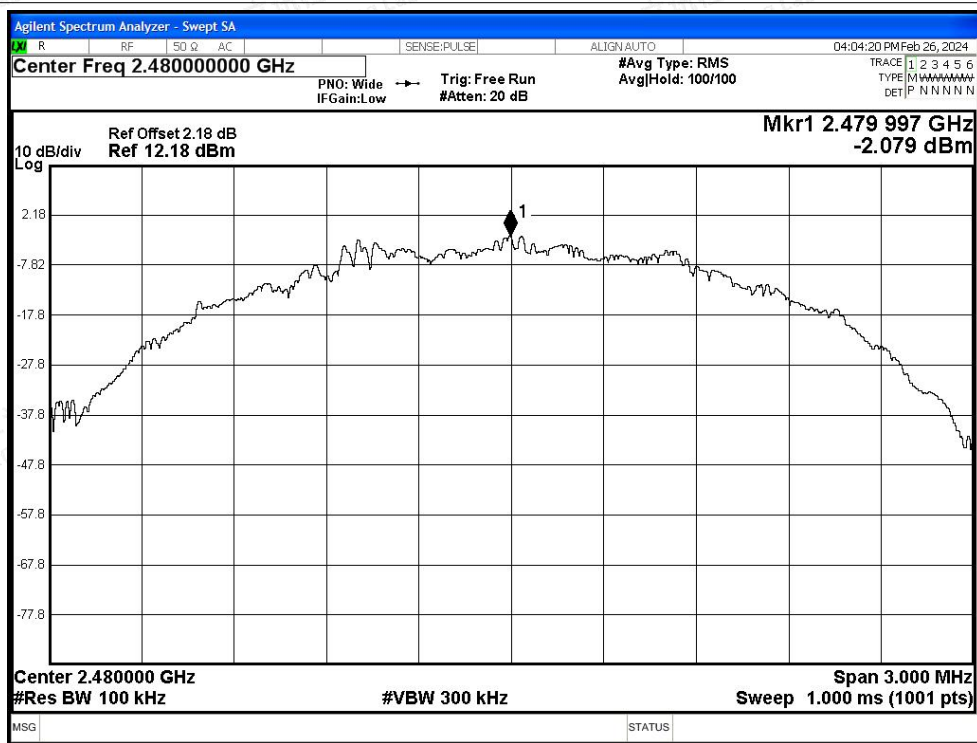
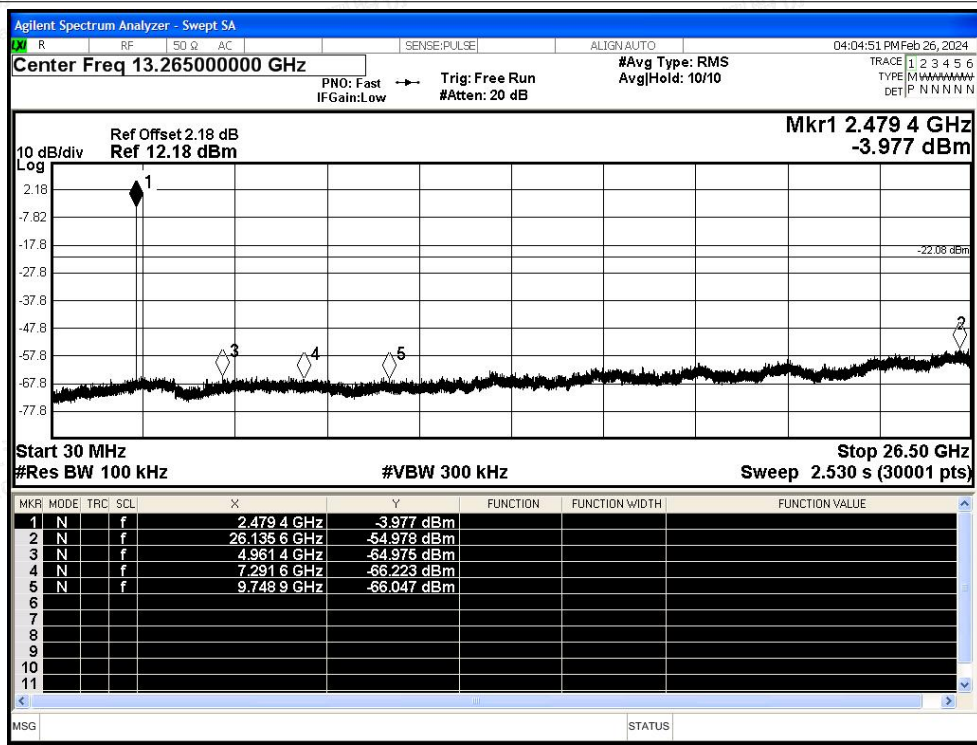




Tx. Spurious NVNT BLE 2M 2480MHz Ant1 Ref



Tx. Spurious NVNT BLE 2M 2480MHz Ant1 Emission





B.6 Duty Cycle

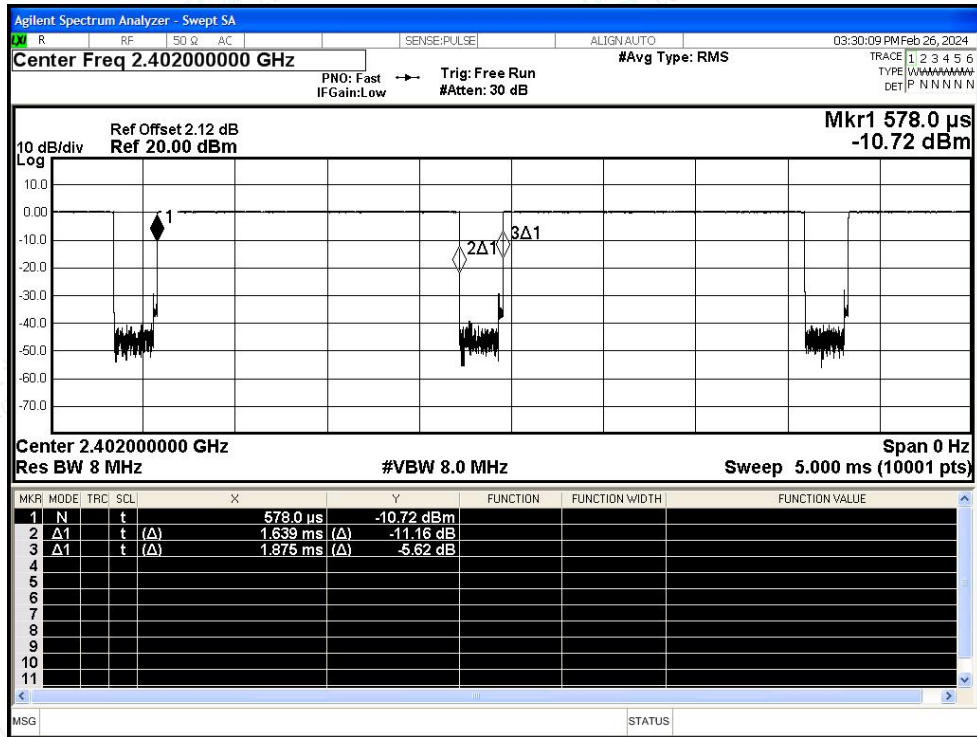
Condition	Mode	Frequency (MHz)	Antenna	Duty Cycle (%)	Correction Factor (dB)	1/T (kHz)
NVNT	BLE 1M	2402	Ant1	87.39	0.59	0.61
NVNT	BLE 1M	2440	Ant1	87.39	0.59	0.61
NVNT	BLE 1M	2480	Ant1	87.39	0.59	0.61
NVNT	BLE 2M	2402	Ant1	65.96	1.81	1.21
NVNT	BLE 2M	2440	Ant1	65.96	1.81	1.21
NVNT	BLE 2M	2480	Ant1	65.96	1.81	1.21



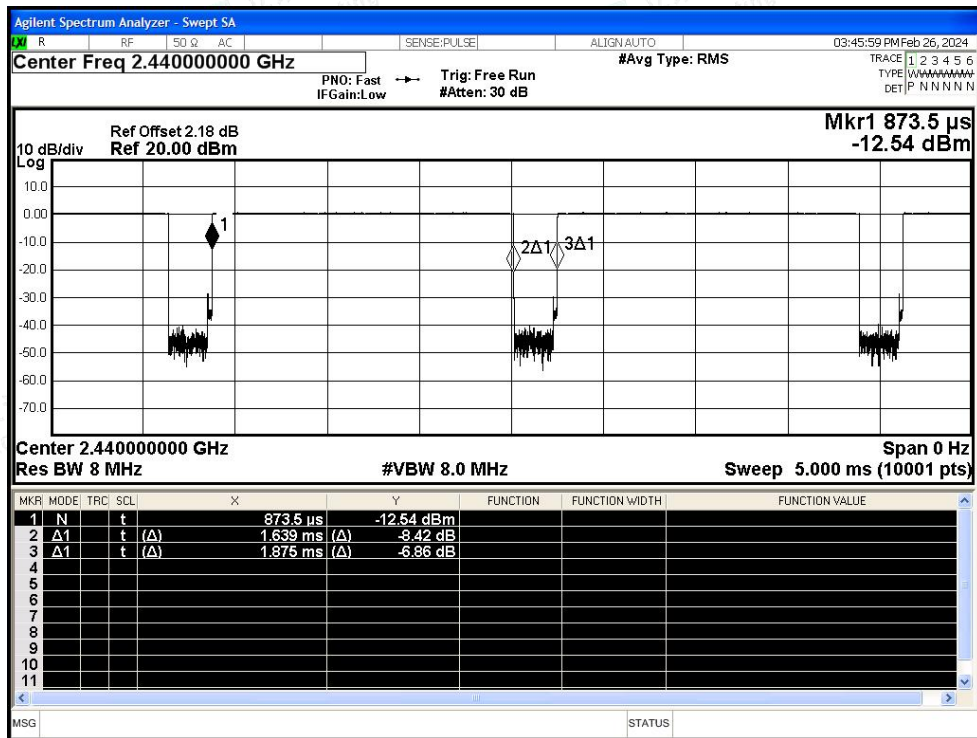


Test Graphs

Duty Cycle NVNT BLE 1M 2402MHz Ant1

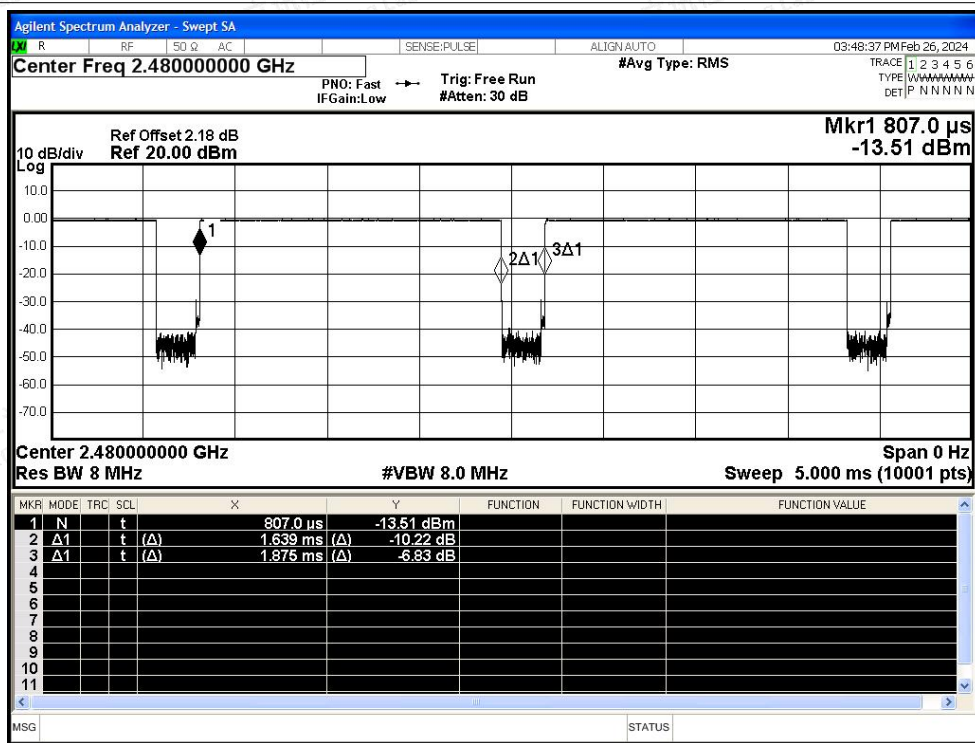


Duty Cycle NVNT BLE 1M 2440MHz Ant1

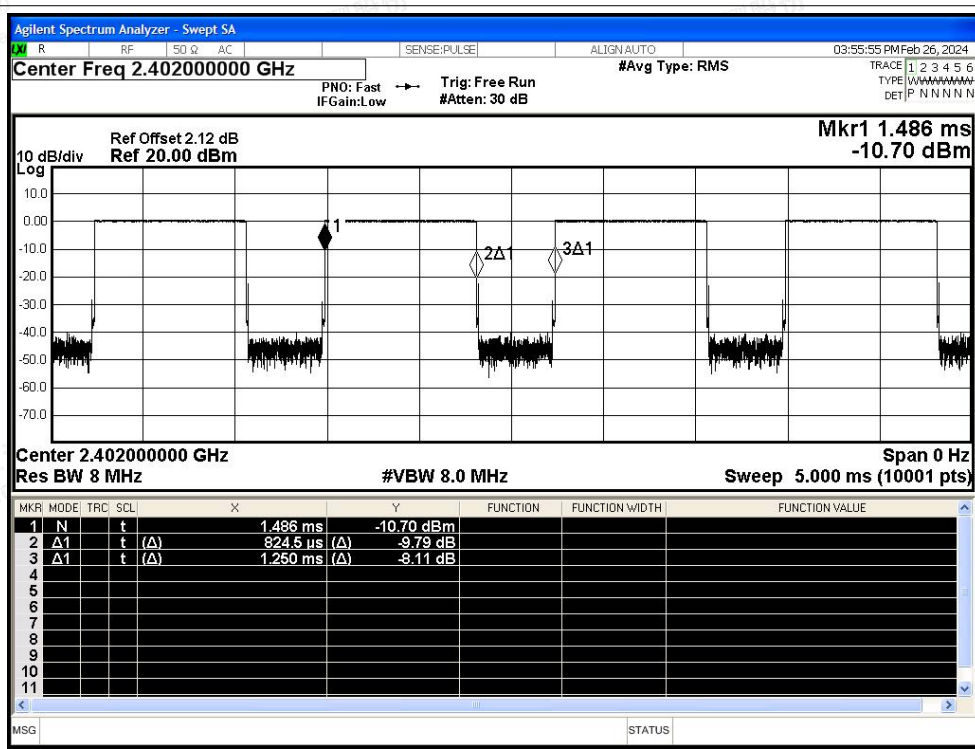




Duty Cycle NVNT BLE 1M 2480MHz Ant1

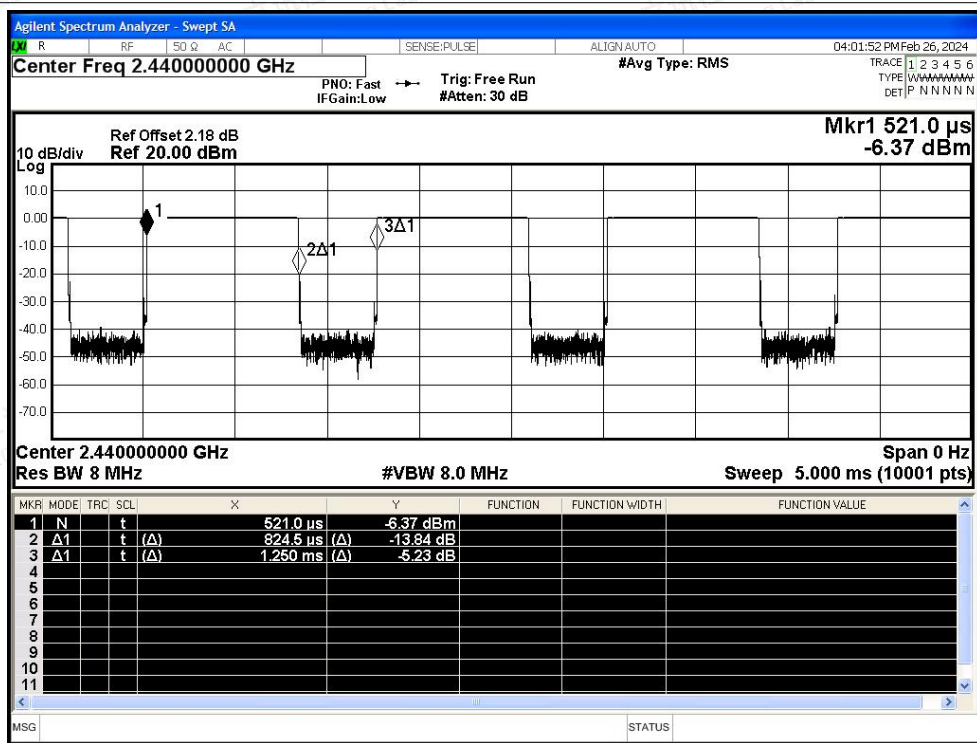


Duty Cycle NVNT BLE 2M 2402MHz Ant1

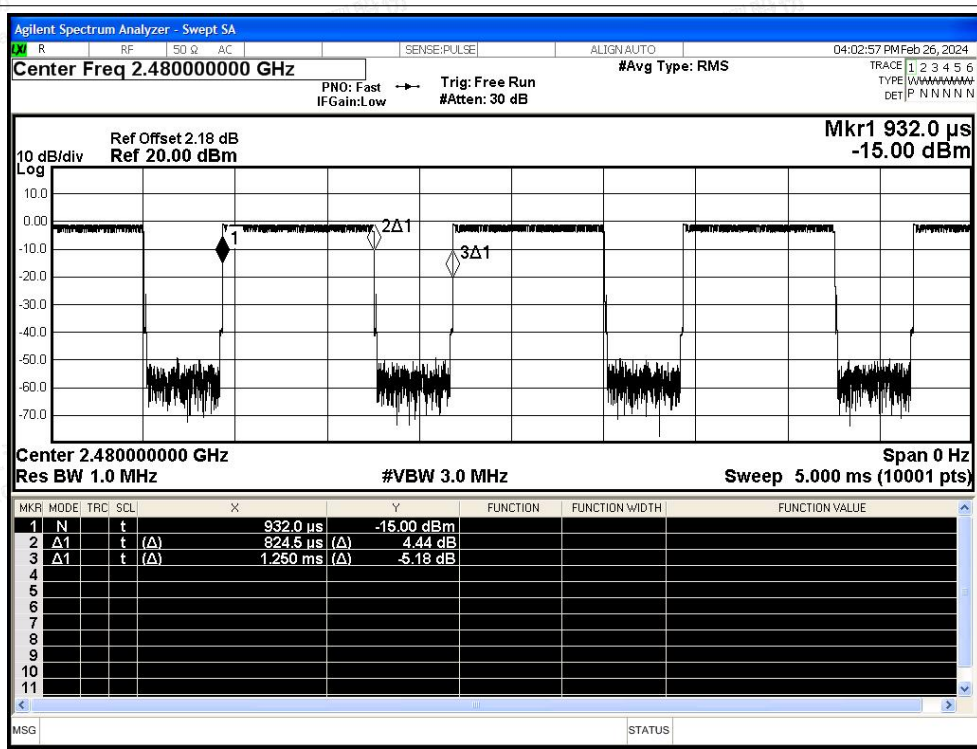




Duty Cycle NVNT BLE 2M 2440MHz Ant1



Duty Cycle NVNT BLE 2M 2480MHz Ant1





B.7 Restrict Band

Condition	Mode	Frequency (MHz)	Antenna	Spur Freq (MHz)	Power (dBm)	Gain (dBi)	Duty Factor (dB)	E (dBuV/m)	Detector	Limit (dBuV/m)	Verdict
NVNT	BLE 1M	2402	Ant1	2310	-50.95	2.81	-	47.09	Peak	74	Pass
NVNT	BLE 1M	2402	Ant1	2310	-58.91	2.81	0.59	39.13	Average	54	Pass
NVNT	BLE 1M	2402	Ant1	2367.888	-47.47	2.81	-	50.57	Peak	74	Pass
NVNT	BLE 1M	2402	Ant1	2387.088	-57.54	2.81	0.59	40.50	Average	54	Pass
NVNT	BLE 1M	2402	Ant1	2390	-50	2.81	-	48.04	Peak	74	Pass
NVNT	BLE 1M	2402	Ant1	2390	-58.51	2.81	0.59	39.53	Average	54	Pass
NVNT	BLE 1M	2480	Ant1	2483.5	-50.39	2.81	-	47.65	Peak	74	Pass
NVNT	BLE 1M	2480	Ant1	2483.5	-57.78	2.81	0.59	40.26	Average	54	Pass
NVNT	BLE 1M	2480	Ant1	2485.192	-43.32	2.81	-	54.72	Peak	74	Pass
NVNT	BLE 1M	2480	Ant1	2483.704	-56.81	2.81	0.59	41.23	Average	54	Pass
NVNT	BLE 1M	2480	Ant1	2500	-50.02	2.81	-	48.02	Peak	74	Pass
NVNT	BLE 1M	2480	Ant1	2500	-58.07	2.81	0.59	39.97	Average	54	Pass
NVNT	BLE 2M	2402	Ant1	2310	-51.05	2.81	-	46.99	Peak	74	Pass
NVNT	BLE 2M	2402	Ant1	2310	-58.65	2.81	1.81	39.39	Average	54	Pass
NVNT	BLE 2M	2402	Ant1	2365.776	-47.13	2.81	-	53.11	Peak	74	Pass
NVNT	BLE 2M	2402	Ant1	2376.432	-57.61	2.81	1.81	42.63	Average	54	Pass
NVNT	BLE 2M	2402	Ant1	2390	-50.4	2.81	-	47.64	Peak	74	Pass
NVNT	BLE 2M	2402	Ant1	2390	-57.95	2.81	1.81	40.09	Average	54	Pass
NVNT	BLE 2M	2480	Ant1	2483.5	-48.84	2.81	-	49.20	Peak	74	Pass
NVNT	BLE 2M	2480	Ant1	2483.5	-58.13	2.81	1.81	39.91	Average	54	Pass
NVNT	BLE 2M	2480	Ant1	2483.656	-43.67	2.81	-	54.37	Peak	74	Pass
NVNT	BLE 2M	2480	Ant1	2493.928	-56.95	2.81	1.81	41.09	Average	54	Pass
NVNT	BLE 2M	2480	Ant1	2500	-49.63	2.81	-	50.61	Peak	74	Pass
NVNT	BLE 2M	2480	Ant1	2500	-58.2	2.81	1.81	42.04	Average	54	Pass

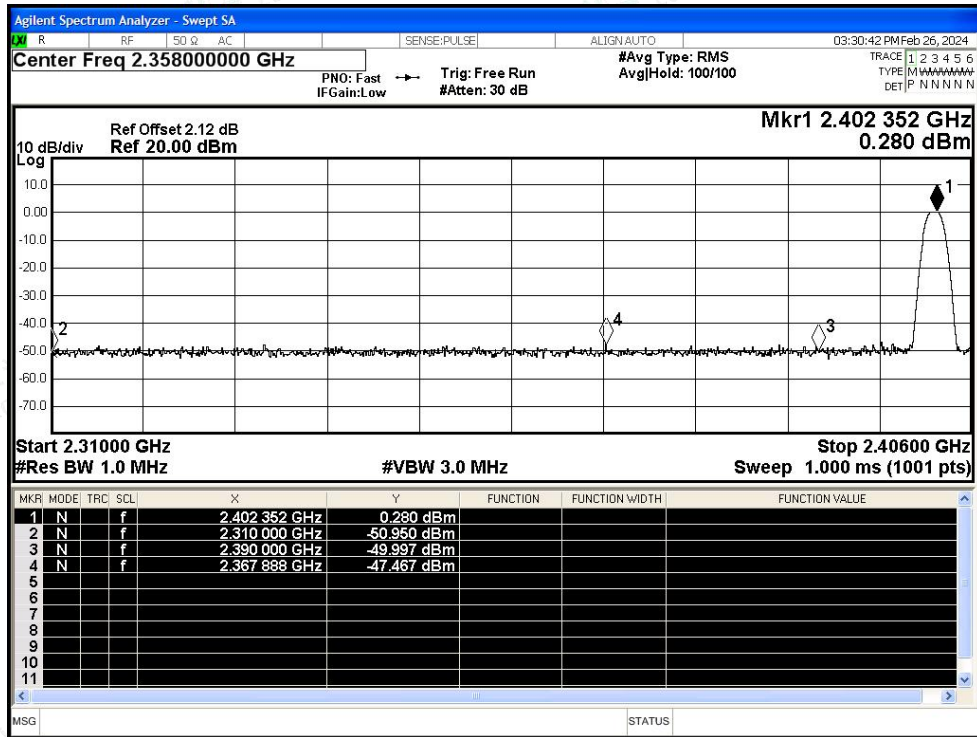


Shenzhen LCS Compliance Testing Laboratory Ltd.
 Add: 101, 201 Bldg A & 301 Bldg C, Juji Industrial Park Yabianxueziwei, Shajing Street, Baoan District, Shenzhen, 518000, China
 Tel: +(86) 0755-82591330 | E-mail: webmaster@lcs-cert.com | Web: www.lcs-cert.com
 Scan code to check authenticity

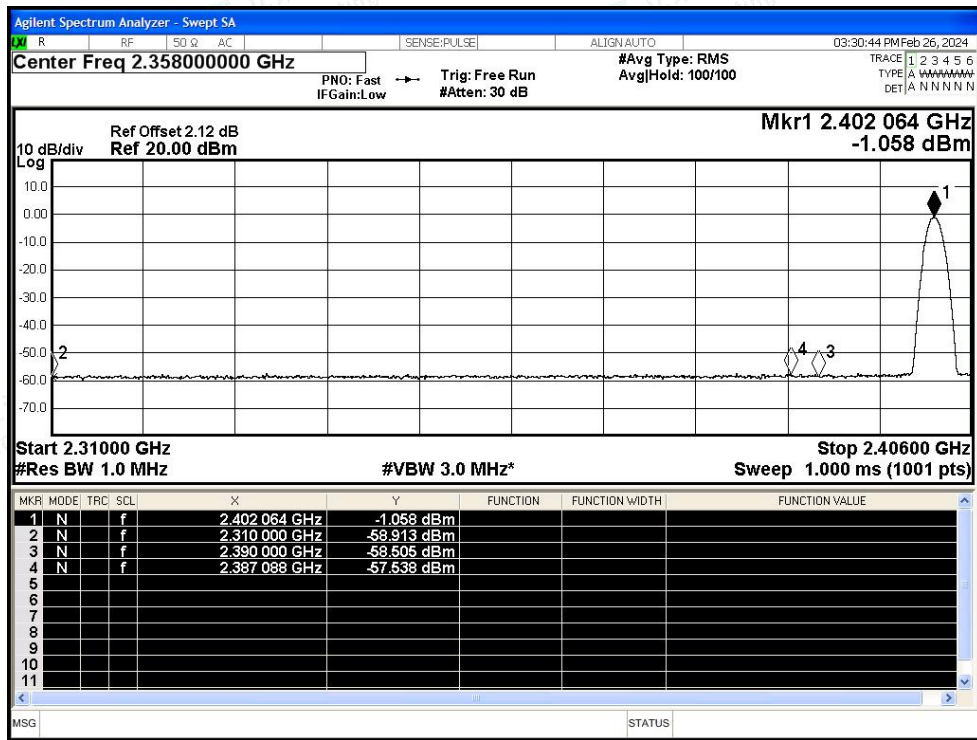


Test Graphs

Restrict Band NVNT BLE 1M 2402MHz Ant1 Peak

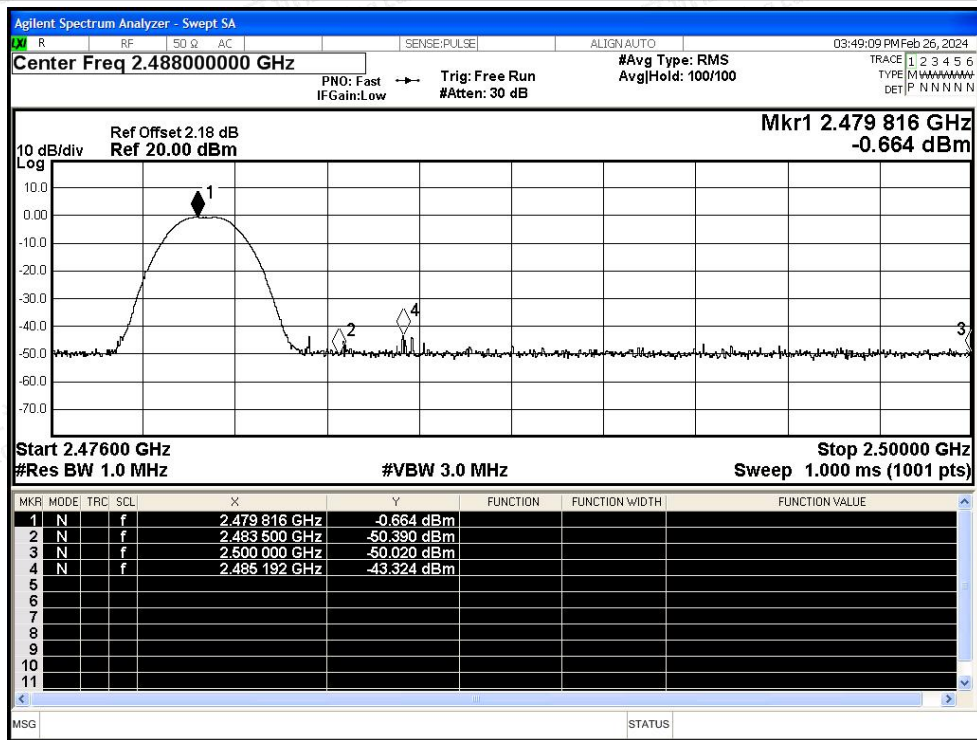


Restrict Band NVNT BLE 1M 2402MHz Ant1 Average

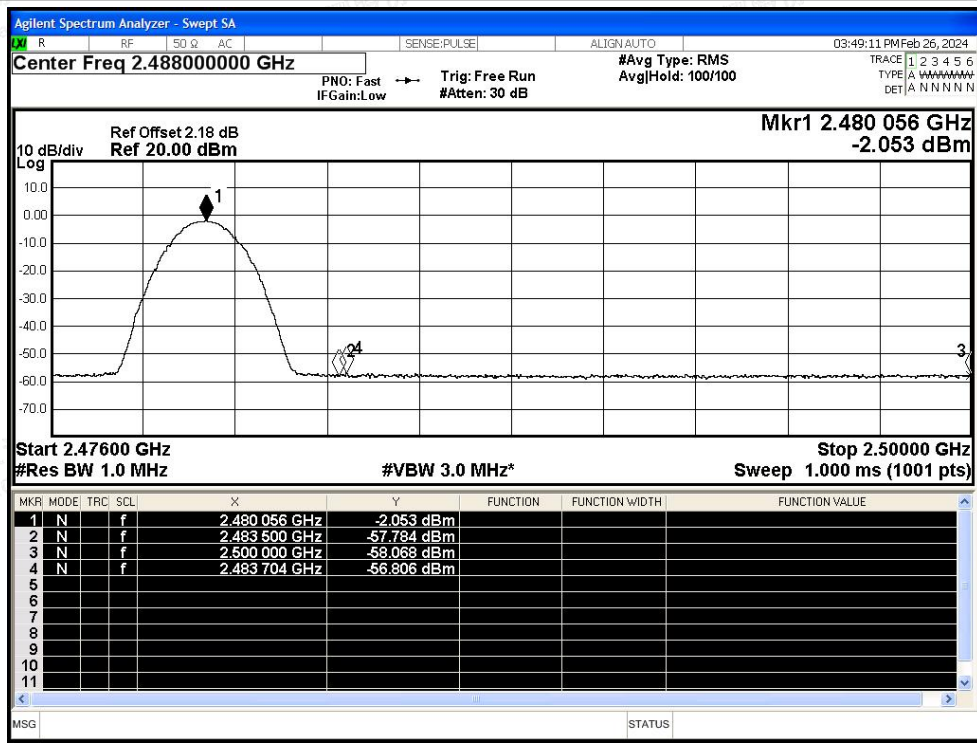




Restrict Band NVNT BLE 1M 2480MHz Ant1 Peak

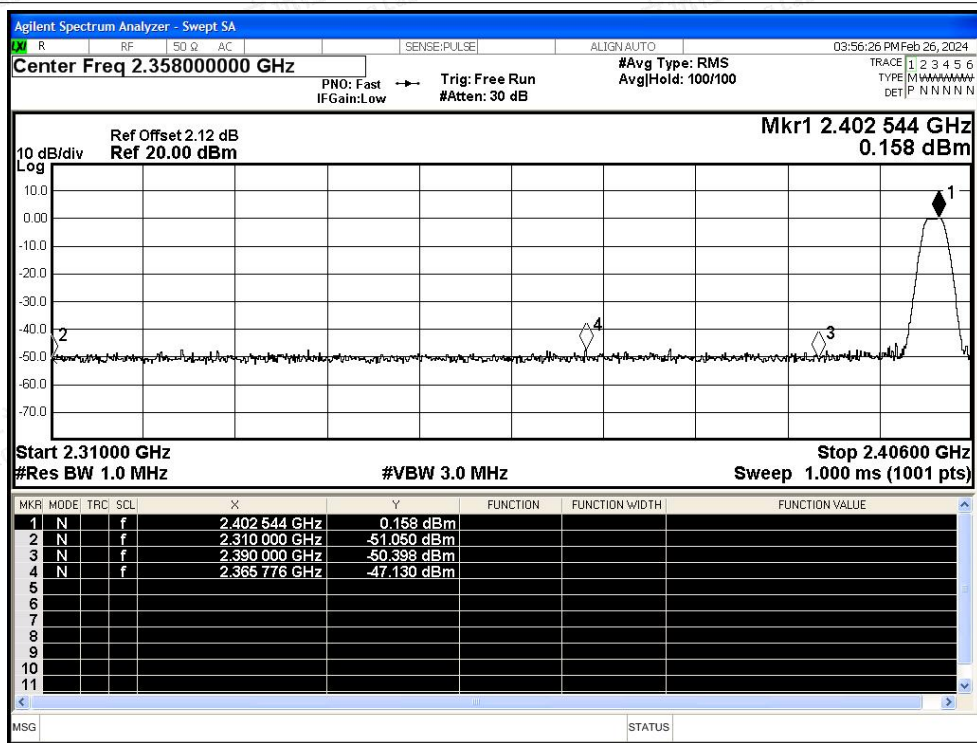


Restrict Band NVNT BLE 1M 2480MHz Ant1 Average

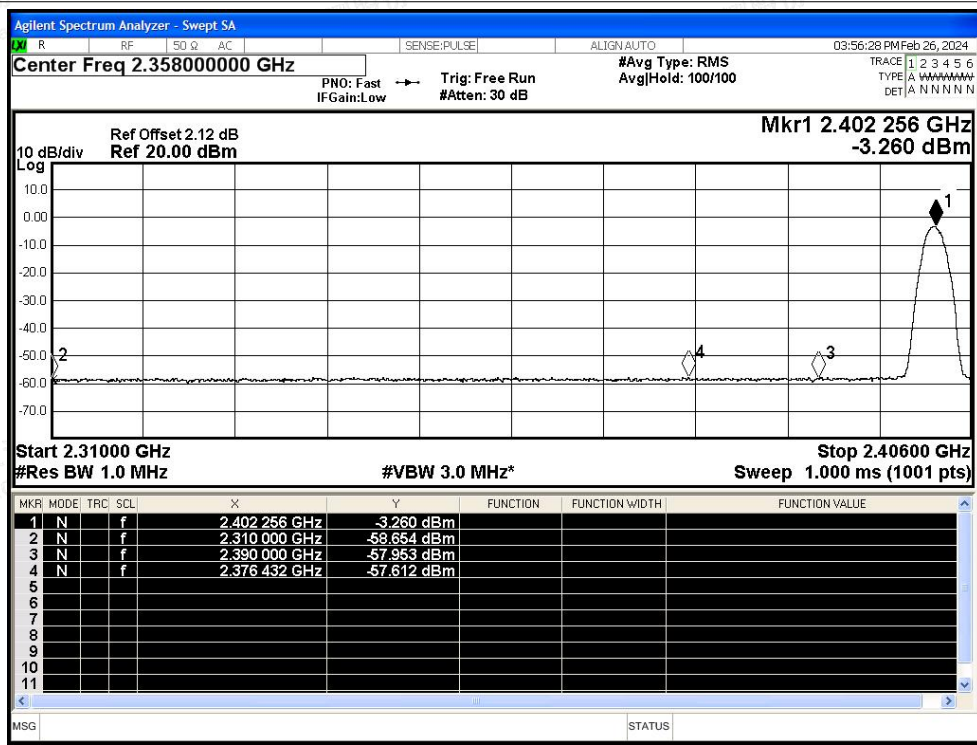




Restrict Band NVNT BLE 2M 2402MHz Ant1 Peak

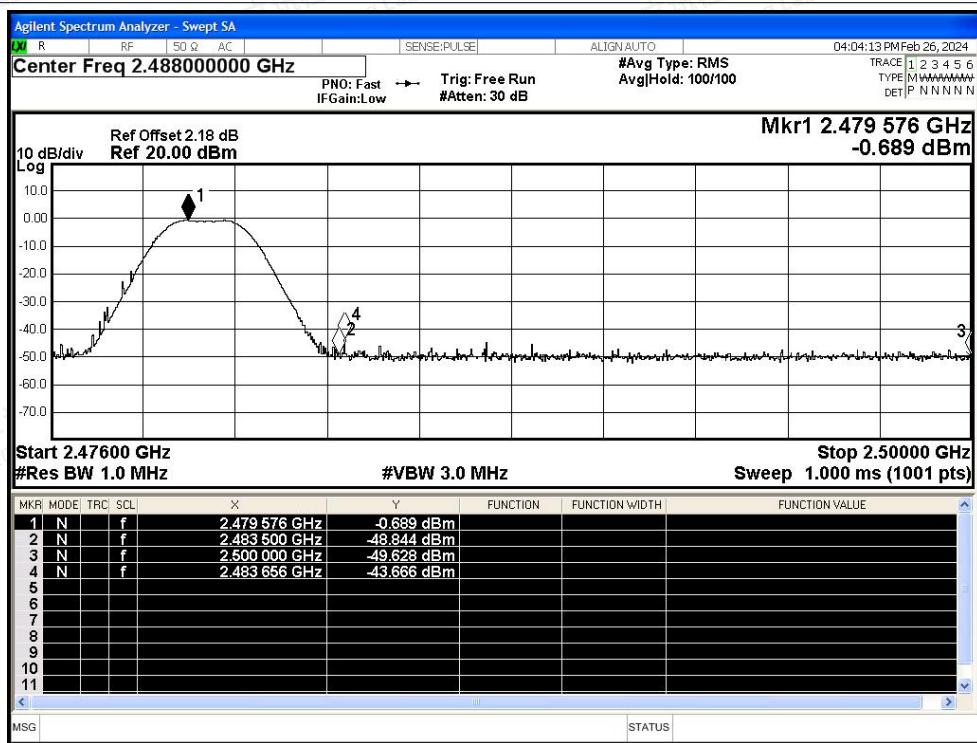


Restrict Band NVNT BLE 2M 2402MHz Ant1 Average





Restrict Band NVNT BLE 2M 2480MHz Ant1 Peak



Restrict Band NVNT BLE 2M 2480MHz Ant1 Average

