

PHOTOGRAPHS OF THE TEST CONFIGURATION

CONDUCTED EMISSION TEST (Test Mode A)

Y-Axis



CONDUCTED EMISSION TEST (Test Mode B)
Y-Axis



CONDUCTED EMISSION TEST (Test Mode A)
Z-Axis



CONDUCTED EMISSION TEST (Test Mode B)
Z-Axis



CONDUCTED EMISSION TEST (Test Mode A)

X-Axis




CONDUCTED EMISSION TEST (Test Mode B)

X-Axis




RADIATED EMISSION TEST

Y-Axis




RADIATED EMISSION TEST

Z-Axis



RADIATED EMISSION TEST

X-Axis



(DFS)

Set UUT as Client without radar detection mode (Radar injected into Master)

