



Appendix D. Photographs of EUT and Setup

FCC SAR Test Report

<Photographs of EUT>






EUT – Front View






EUT+Battery1 – Rear View



EUT+Battery2 – Rear View

FCC SAR Test Report**<Photographs of SAR Setup>****Right Cheek (EUT+Battery1)****Right Tilted (EUT+Battery1)****Left Cheek (EUT+Battery1)****Left Tilted (EUT+Battery1)****Right Cheek (EUT+Battery2)****Left Cheek (EUT+Battery2)**

FCC SAR Test Report

	
<p>Front Face of EUT with 1.5cm Gap (EUT+Battery1)</p>	<p>Rear Face of EUT with 1.5 cm Gap (EUT+Battery1)</p>
	
<p>Rear Face of EUT with 1.5 cm Gap (EUT+Battery2)</p>	