



RF TEST REPORT

Report No.: SET2019-06394

Product Name: Mobile Computer

FCC ID: UTWXT30WA

IC: 6914A-XT30WA

Model No. : XT30

Applicant: Janam Technologies LLC

Address: 100 Crossways Park West Suite 105 Woodbury, NY 11797

Dates of Testing: 05/01/2019 —07/19/2019

Issued by: CCIC Southern Electronic Product Testing (Shenzhen) Co.,
Ltd.

Lab Location: Building 28/29, East of Shigu, Xili Industrial Zone, Xili Road,
Nanshan District, Shenzhen, Guangdong, China

Tel: 86 755 26627338 **Fax:** 86 755 26627238

This test report consists of 154 pages in total. It may be duplicated completely for legal use with the approval of the applicant. It should not be reproduced except in full, without the written approval of our laboratory. The client should not use it to claim product endorsement by CCIC-SET. The test results in the report only apply to the tested sample. The test report shall be invalid without all the signatures of testing engineers, reviewer and approver. Any objections must be raised to CCIC-SET. within 15 days since the date when the report is received. It will not be taken into consideration beyond this limit.



Test Report

Product Name : Mobile Computer

Brand Name : Janam

Trade Name : Janam

Applicant : Janam Technologies LLC.

Applicant Address : 100 Crossways Park West Suite 105 Woodbury, NY 11797

Manufacturer : Janam Technologies LLC.

Manufacturer Address : 100 Crossways Park West Suite 105 Woodbury, NY 11797

Test Standards : 47 CFR Part 15 Subpart E 15.407
IC RSS-Gen(Issue 5, April 2018)
IC RSS-247(Issue 2, Feb. 2017)

Test Result : PASS

Tested by : Robin Luo 2019.07.19
Robin Luo, Test Engineer

Reviewed by : Chris You 2019.07.19
Chris You, Senior Engineer

Approved by : Shuangwen Zhang 2019.07.19
Shuangwen Zhang, Manager



TABLE OF CONTENTS

RF TEST REPORT 1

1. GENERAL INFORMATION 4

1.1. EUT Description 4

1.2. Test Standards and Results 5

1.3. Channel List 6

1.4. Test environment and mode 8

1.5. Power level setup in software 12

1.6. Laboratory Facilities 14

2. 47 CFR PART 15E REQUIREMENTS 15

2.1. Antenna requirement 15

2.2. Output Power 16

2.3. Emission Bandwidth 19

2.4. Power spectral density (PSD) 21

2.5. Frequency Stability 23

2.6. Radiated Band Edge and Spurious Emission 25

2.7. Conducted Emission 88

3. LIST OF MEASURING EQUIPMENT 92

APPENDIX A 93

Change History		
Issue	Date	Reason for change
1.0	2019.07.19	First edition

1. General Information

1.1. EUT Description

EUT Type	Mobile Computer
EUT supports Radios application	WLAN5.0GHz 802.11a/n (HT20/40)/ac(VHT20/40/80)
Hardware Version	SQ51FW_MB_P0
Software Version	SQ51FW_EN_XX_WE_DS_R01_D_190527_02
Product Type	Indoor
Modulation Type	CCK, DQPSK, DBPSK for DSSS 256QAM, 64QAM, 16QAM, QPSK, BPSK for OFDM 256QAM for OFDM in 11ac mode only
Transfer Rate	802.11a: 54/48/36/24/18/12/9/6 Mbps 802.11n : up to 135 Mbps 802.11ac: up to V9
Frequency Range	Band UNII-1: 5150 ~ 5250MHz Band UNII-2a: 5250 ~ 5350MHz Band UNII-2c: 5500 ~ 5700MHz Band UNII-3: 5725 ~ 5850MHz
Channel Bandwidth	802.11a: 20MHz, 802.11n: 20MHz/40MHz 802.11ac: 20MHz/40MHz/80MHz
Channel Number	5150 MHz ~ 5250MHz/5725 MHz ~ 5850MHz:4/5 for 802.11a, 802.11n (HT20), 802.11ac (VHT20), 2 for 802.11n (HT40), 802.11ac(VHT40), 1 for 802.11ac (VHT80)
Antenna Type	Internal
Antenna Gain	Antenna: -2.5dBi
Output Power (Max.)	Band UNII-1: 16.22dBm Band UNII-2a: 12.90dBm Band UNII-2c: 14.75dBm Band UNII-3: 13.03dBm

1.2. Test Standards and Results

The objective of the report is to perform testing according to 47 CFR Part 15 Subpart E for the EUT FCC Certification:

No.	Identity	Document Title
1	47 CFR Part 15 Subpart E § 15.407	Radio Frequency Devices
2	KDB Publication 789033D02v01	Guidelines for Compliance Testing of Unlicensed National Information Infrastructure (U-NII) Devices Part 15, Subpart E
3	IC RSS-Gen (Issue 5, April. 2018)	General Requirements for Compliance of Radio Apparatus
4	IC RSS-247 (Issue 2, Feb. 2017)	Digital Transmission Systems (DTSS), Frequency Hopping Systems(FHSS) and Licence-Exemp Local Area Network (LE-LAN) Devices
5	ANSI C63.10-2013	American National Standard for Testing Unlicensed Wireless Devices

Test detailed items/section required by FCC rules, and results are as below:

No.	FCC Rule	IC Rule	Description	Result
1	15.203	-	Antenna Requirement	PASS
2	15.407(a)	RSS-247, 6.2	Maximum Conducted Output Power	PASS
3	15.407(a)	-	Emission Bandwidth(26 dB Bandwidth)	PASS
	15.407(e)	RSS-247, 6.2	Emission Bandwidth(6 dB Bandwidth)	PASS
	-	RSS GEN (6.7)	Emission Bandwidth(99%)	PASS
4	15.407(a)	RSS-247, 6.2	Power spectral density (PSD)	PASS
5	15.207	RSS-Gen, 8.8	AC Power Line Conducted Emission	PASS
6	15.209 15.407(b)	RSS-247, 6.2	Radiated Band Edges and Spurious Emission	PASS
7	15.407(g)	-	Frequency Stability	PASS

1.3. Channel List

Operated band in 5150 MHz ~ 5250MHz

4 channels are provided for 802.11a, 802.11n-HT20, and 802.11ac-VHT20

Channel	Frequency	Channel	Frequency
36	5180 MHz	44	5220 MHz
40	5200 MHz	48	5240 MHz

2 channels are provided for 802.11n-HT40 and 802.11ac-VHT40

Channel	Frequency	Channel	Frequency
38	5190 MHz	46	5230 MHz

1 channel are provided for 802.11ac-VHT80

Channel	Frequency	Channel	Frequency
42	5210 MHz	/	/

Operated band in 5250 MHz ~ 5350MHz

4 channels are provided for 802.11a, 802.11n-HT20, and 802.11ac-VHT20

Channel	Frequency	Channel	Frequency
52	5260 MHz	60	5300 MHz
56	5280 MHz	64	5320 MHz

2 channels are provided for 802.11n-HT40 and 802.11ac-VHT40

Channel	Frequency	Channel	Frequency
54	5270 MHz	62	5310 MHz

1 channel are provided for 802.11ac-VHT80

Channel	Frequency	Channel	Frequency
58	5290 MHz	/	/

Operated band in 5470 MHz ~ 5725MHz

11 channels are provided for 802.11a, 802.11n-HT20, and 802.11ac-VHT20

Channel	Frequency	Channel	Frequency
100	5500 MHz	124	5620 MHz
104	5520 MHz	128	5640 MHz
108	5540 MHz	132	5660 MHz
112	5560 MHz	136	5680 MHz
116	5580 MHz	140	5700 MHz
120	5600 MHz		



5 channels are provided for 802.11n-HT40 and 802.11ac-VHT40

Channel	Frequency	Channel	Frequency
102	5510 MHz	126	5630 MHz
110	5550 MHz	134	5670 MHz
118	5590 MHz		

1 channel are provided for 802.11ac-VHT80

Channel	Frequency	Channel	Frequency
106	5530 MHz	\	\

Operated band in 5725 MHz ~ 5850MHz

5 channels are provided for 802.11a, 802.11n-HT20 and 802.11ac-VHT20

Channel	Frequency	Channel	Frequency
149	5745 MHz	161	5805 MHz
153	5765 MHz	165	5825 MHz
157	5785 MHz	/	/

2 channels are provided for 802.11n-HT40 and 802.11ac-VHT40

Channel	Frequency	Channel	Frequency
151	5755 MHz	159	5795 MHz

1 channel are provided for 802.11ac-VHT80

Channel	Frequency	Channel	Frequency
155	5775 MHz	/	/

1.4. Test environment and mode

Operating Environment	
Temperature	24°C
Humidity	57 % RH
Atmospheric Pressure	1010 mbar
Test mode:	
Continuously transmitting mode	Keeps the EUT in 100% duty cycle transmitting with modulation in SISO, duty cycle factor is not required.

We have verified the construction and function in typical operation. All the test modes were carried out with the EUT in transmitting operation, which was shown in this test report and defined as follows:

We have verified the construction and function in typical operation. All the test modes were carried out with the EUT in transmitting operation, which was shown in this test report and defined as follows:

For Frequency band 5150 ~ 5250 MHz			
Mode	Modulation scheme / bandwidth		
	5180 MHz	5220 MHz	5240 MHz
802.11a	6 Mbps	6 Mbps	6 Mbps
802.11n/ac – HT20	MCS 0	MCS 0	MCS 0
Frequency	5190 MHz		5230 MHz
802.11n/ac – HT40	MCS 0		MCS 0
Frequency	5210 MHz		
802.11ac – VHT80	MCS 0		

For Frequency band 5250 ~ 5350 MHz			
Mode	Modulation scheme / bandwidth		
	5260 MHz	5300 MHz	5320 MHz
802.11a	6 Mbps	6 Mbps	6 Mbps
802.11n/ac – HT20	MCS 0	MCS 0	MCS 0
Frequency	5270 MHz		5310 MHz
802.11n/ac – HT40	MCS 0		MCS 0
Frequency	5290 MHz		
802.11ac – VHT80	MCS 0		



For Frequency band 5470 ~ 5725 MHz			
Mode	Modulation scheme / bandwidth		
	5500 MHz	5580 MHz	5700 MHz
802.11a	6 Mbps	6 Mbps	6 Mbps
802.11n/ac – HT20	MCS 0	MCS 0	MCS 0
Frequency	5510 MHz		5670 MHz
802.11n/ac – HT40	MCS 0		MCS 0
Frequency	5530 MHz		
802.11ac – VHT80	MCS 0		

For Frequency band 5725 ~ 5850 MHz			
Mode	Modulation scheme / bandwidth		
	5745 MHz	5785 MHz	5825 MHz
802.11a	6 Mbps	6 Mbps	6 Mbps
802.11n/ac – HT20	MCS 0	MCS 0	MCS 0
Frequency	5755 MHz		5795 MHz
802.11n/ac – HT40	MCS 0		MCS 0
Frequency	5775 MHz		
802.11ac – VHT80	MCS 0		

To investigate the maximum EMI emission characteristics generated from EUT, the test system was pre-scanning tested based on the consideration of following EUT operation mode or test configuration mode which possibly have effect on EMI emission level. Each of these EUT operation modes or test configuration modes mentioned above was evaluated respectively.

Pretest Test Mode	Description
Mode 1	TX A Mode / CH36, CH44, CH48 (UNII-1)
Mode 2	TX N20 Mode / CH36, CH44, CH48 (UNII-1)
Mode 3	TX N40 Mode / CH38, CH46 (UNII-1)
Mode 4	TX AC20 Mode / CH36, CH44, CH48 (UNII-1)
Mode 5	TX AC40 Mode / CH38, CH46 (UNII-1)
Mode 6	TX AC80 Mode / CH42 (UNII-1)
Mode 7	TX A Mode / CH52, CH60, CH64 (UNII-2A)
Mode 8	TX N20 Mode / CH52, CH60, CH64 (UNII-2A)
Mode 9	TX N40 Mode / CH54, CH62 (UNII-2A)
Mode 10	TX AC20 Mode / CH52, CH60, CH64 (UNII-2A)
Mode 11	TX AC40 Mode / CH54, CH62 (UNII-2A)
Mode 12	TX AC80 Mode / CH58 (UNII-2A)
Mode 13	TX A Mode / CH100, CH116, CH140 (UNII-2C)
Mode 14	TX N20 Mode / CH100, CH116, CH140 (UNII-2C)
Mode 15	TX N40 Mode / CH102, CH134 (UNII-2C)
Mode 16	TX AC20 Mode / CH100, CH116, CH140 (UNII-2C)
Mode 17	TX AC40 Mode / CH102, CH134 (UNII-2C)
Mode 18	TX AC80 Mode / CH106, (UNII-2C)
Mode 19	TX A Mode / CH149, CH157, CH165 (UNII-3)
Mode 20	TX N20 Mode / CH149, CH157, CH165 (UNII-3)
Mode 21	TX N40 Mode / CH151, CH159 (UNII-3)
Mode 22	TX AC20 Mode / CH149, CH157, CH165 (UNII-3)
Mode 23	TX AC40 Mode / CH151, CH159 (UNII-3)
Mode 24	TX AC80 Mode / CH155 (UNII-3)
Mode 25	TX Mode

The EUT system operated these modes were found to be the worst case during the pre-scanning test as following:

For Conducted Test	
Final Test Mode	Description
Mode 25	TX Mode



For Radiated Test	
Final Test Mode	Description
Mode 1	TX A Mode / CH36, CH44, CH48 (UNII-1)
Mode 2	TX N20 Mode / CH36, CH44, CH48 (UNII-1)
Mode 3	TX N40 Mode / CH38, CH46 (UNII-1)
Mode 4	TX AC20 Mode / CH36, CH44, CH48 (UNII-1)
Mode 5	TX AC40 Mode / CH38, CH46 (UNII-1)
Mode 6	TX AC80 Mode / CH42 (UNII-1)
Mode 7	TX A Mode / CH52, CH60, CH64 (UNII-2A)
Mode 8	TX N20 Mode / CH52, CH60, CH64 (UNII-2A)
Mode 9	TX N40 Mode / CH54, CH62 (UNII-2A)
Mode 10	TX AC20 Mode / CH52, CH60, CH64 (UNII-2A)
Mode 11	TX AC40 Mode / CH54, CH62 (UNII-2A)
Mode 12	TX AC80 Mode / CH58 (UNII-2A)
Mode 13	TX A Mode / CH100, CH116, CH140 (UNII-2C)
Mode 14	TX N20 Mode / CH100, CH116, CH140 (UNII-2C)
Mode 15	TX N40 Mode / CH102, CH134 (UNII-2C)
Mode 16	TX AC20 Mode / CH100, CH116, CH140 (UNII-2C)
Mode 17	TX AC40 Mode / CH102, CH134 (UNII-2C)
Mode 18	TX AC80 Mode / CH106, (UNII-2C)
Mode 19	TX A Mode / CH149, CH157, CH165 (UNII-3)
Mode 20	TX N20 Mode / CH149, CH157, CH165 (UNII-3)
Mode 21	TX N40 Mode / CH151, CH159 (UNII-3)
Mode 22	TX AC20 Mode / CH149, CH157, CH165 (UNII-3)
Mode 23	TX AC40 Mode / CH151, CH159 (UNII-3)
Mode 24	TX AC80 Mode / CH155 (UNII-3)

1.5. Power level setup in software

Power level setup in software for 5G wifi			
UNII-1			
Frequency (MHz)	5180	5220	5240
A mode	17	17	17
Frequency (MHz)	5180	5220	5240
N20 mode	16	16	16
Frequency (MHz)	5190	5230	\
N40 mode	15	15	\
Frequency (MHz)	5180	5220	5240
AC20 mode	16	16	16
Frequency (MHz)	5190	5230	\
AC40 mode	15	15	\
Frequency (MHz)	5210	\	\
AC80 mode	15	\	\

Power level setup in software for 5G wifi			
UNII-2A			
Frequency (MHz)	5260	5300	5320
A mode	12	12	12
Frequency (MHz)	5260	5300	5320
N20 mode	12	12	12
Frequency (MHz)	5270	5310	\
N40 mode	12	12	\
Frequency (MHz)	5260	5300	5320
AC20 mode	12	12	12
Frequency (MHz)	5270	5310	\
AC40 mode	12	12	\
Frequency (MHz)	5290	\	\
AC80 mode	12	\	\

Power level setup in software for 5G wifi			
UNII-2C			
Frequency (MHz)	5500	5580	5700
A mode	15	15	15
Frequency (MHz)	5500	5580	5700
N20 mode	15	15	15
Frequency (MHz)	5510	5670	\
N40 mode	15	15	\
Frequency (MHz)	5500	5580	5700
AC20 mode	15	15	15
Frequency (MHz)	5510	5670	\
AC40 mode	15	15	\
Frequency (MHz)	5530	\	\
AC80 mode	15	\	\

Power level setup in software for 5G wifi			
UNII-3			
Frequency (MHz)	5745	5785	5825
A mode	13	13	13
Frequency (MHz)	5745	5785	5825
N20 mode	13	13	13
Frequency (MHz)	5755	5795	\
N40 mode	13	13	\
Frequency (MHz)	5745	5785	5825
AC20 mode	13	13	13
Frequency (MHz)	5755	5795	\
AC40 mode	13	13	\
Frequency (MHz)	5775	\	\
AC80 mode	13	\	\



1.6. Laboratory Facilities

FCC-Registration No.: CN5031

CCIC Southern Electronic Product Testing (Shenzhen) Co., Ltd. EMC Laboratory has been registered and fully described in a report filed with the FCC (Federal Communications Commission). The acceptance letter from the FCC is maintained in our files. Designation Number: CN5031, valid time is until December 31, 2019.

ISED Registration: 11185A-1

CAB identifier:CN0064

CCIC Southern Electronic Product Testing (Shenzhen) Co., Ltd. EMC Laboratory has been registered by Certification and Engineering Bureau of Industry Canada for the performance of radiated measurements with Registration No. 11185A-1 on Aug. 04, 2016, valid time is until Dec. 31, 2019.

NVLAP Lab Code: 201008-0

CCIC-SET is a third party testing organization accredited by NVLAP according to ISO/IEC 17025. The accreditation certificate number is 201008-0.



2. 47 CFR Part 15E Requirements

2.1. Antenna requirement

2.1.1. Applicable Standard

According to FCC 15.203, an intentional radiator shall be designed to ensure that no antenna other than that furnished by the responsible party shall be used with the device. The use of a permanently attached antenna or of an antenna that uses a unique coupling to the intentional radiator shall be considered sufficient to comply with the provisions of this section.

And according to FCC 47 CFR Section 15.407(E), if transmitting antennas of directional gain greater than 6dBi are used, the power shall be reduced by the amount in dB that the directional gain of the antenna exceeds 6dBi.

2.1.2. Antenna Information

Antenna Type	PCB
--------------	-----

2.1.3. Result: comply

The EUT has a permanently and irreplaceable attached antenna. Please refer to the EUT internal photos.

2.2. Output Power

2.2.1. Limit of Output Power

FCC 15.407(a)

The maximum conducted output power should not exceed:

Band	EUT Category	Limit
U-NII-1	<input type="checkbox"/> Outdoor Access Point	1 Watt (30 dBm) (Max. e.i.r.p \leq 125mW(21dBm) at any elevation angle above 30 degrees as measured from the horizon)
	<input type="checkbox"/> Fixed point-to-point Access device	1 Watt (30 dBm)
	<input type="checkbox"/> Indoor Access Point	1 Watt (30 dBm)
	<input checked="" type="checkbox"/> Mobile and portable client device	250mW (24 dBm)
U-NII-2A	<input checked="" type="checkbox"/>	250mW (24 dBm) or 11dBm+10logB* Whichever is less.
U-NII-2C	<input checked="" type="checkbox"/>	250mW (24 dBm) or 11dBm+10logB* Whichever is less.
U-NII-3	<input checked="" type="checkbox"/>	1 Watt (30 dBm)

Note: B* is the 26 dB emission bandwidth in MHz.

RSS-247, 6.2

The maximum conducted output power shall not exceed:

Band	EUT Category	Limit
U-NII-1	<input checked="" type="checkbox"/>	N/A
U-NII-2A	<input checked="" type="checkbox"/>	250mW (24 dBm) or 11dBm+10logB* Whichever is less.
U-NII-2C	<input checked="" type="checkbox"/>	250mW (24 dBm) or 11dBm+10logB* Whichever is less.
U-NII-3	<input checked="" type="checkbox"/>	1 Watt (30 dBm)

Note: B* is the 99% emission bandwidth in MHz.

The maximum e.i.r.p. shall not exceed:

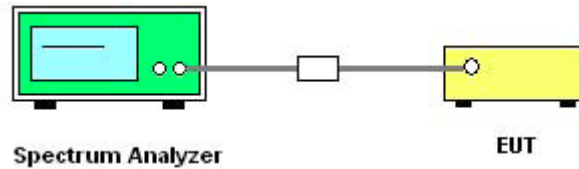
Band	EUT Category	Limit
U-NII-1	<input checked="" type="checkbox"/>	200mW(23dBm) or 10dBm+10log B* Whichever is less.
U-NII-2A	<input checked="" type="checkbox"/>	1W (30 dBm) or 17dBm+10logB* Whichever is less.
U-NII-2C	<input checked="" type="checkbox"/>	1W (30 dBm) or 17dBm+10logB* Whichever is less.
U-NII-3	<input checked="" type="checkbox"/>	N/A

Note: B* is the 99% emission bandwidth in MHz.

2.2.2. Measuring Instruments

The measuring equipment is listed in the section 3 of this test report.

2.2.3. Test Setup



2.2.4. Test Procedures

1. The testing follows the Measurement Procedure of FCC KDB 789033 D02 General UNII Test Procedures New Rules v02 Method SA-1
2. The RF output of EUT was connected to spectrum analyzer by RF cable and attenuator. The path loss was compensated to the results for each measurement.
3. Set to the maximum power setting and enable the EUT transmit continuously.
4. Set RBW=1MHz, VBW=3MHz, Sweep time=Auto, Detector=average (RMS), Compute power by integrating the spectrum across the 99%OBW.
5. Measure the conducted output power and record the results in the test report.



2.2.5. Test Result

Please refer to APPENDIX A for detail

2.3. Emission Bandwidth

2.3.1. Limit of Bandwidth

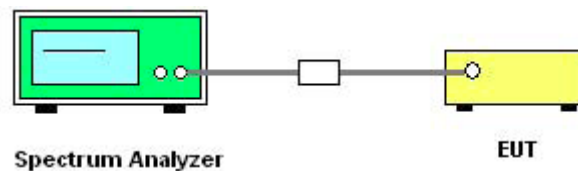
There is no limit bandwidth for band U-NII-1, U-NII-2A and U-NII-2C.

The minimum of 6dB bandwidth measurement is 0.5 MHz for U-NII-3.

2.3.2. Measuring Instruments

The measuring equipment is listed in the section 3 of this test report.

2.3.3. Test Setup



2.3.4. Test Procedures

1. The testing follows the Measurement Procedure of FCC KDB 789033 D02 General UNII Test Procedures New Rules v02.

2. The RF output of EUT was connected to the spectrum analyzer by RF cable and attenuator. The path loss was compensated to the results for each measurement.

3. Set to the maximum power setting and enable the EUT transmit continuously.

4. For 26dB bandwidth Measurement, the spectrum analyzer's resolution bandwidth (RBW) = approximately 1%EBW, VBW \geq 3RBW, Detector = Peak, Trace mode = max hold

Span > 26 dB bandwidth and Sweep time = auto

5. Use the spectrum analyzer N dB down function to find the 26dB bandwidth.

6. For 6 Bandwidth Measurement, the spectrum analyzer's resolution bandwidth (RBW) = 100kHz
VBW = 300 kHz, Detector = Peak, Trace mode = max hold

7. Use the spectrum analyzer N dB down and 99%OBW function to find the 6dB and 99% bandwidth

8. Measure and record the worst results in the test report.



2.3.5. Test Results Bandwidth

Please refer to APPENDIX A for detail

2.4. Power spectral density (PSD)

2.4.1. Limit of Power Spectral Density

FCC 15.407(a)

The maximum power spectral density should not exceed:

Band	EUT Category	Limit
U-NII-1	<input type="checkbox"/> Access Point (Master device)	17 dBm/MHz
	<input type="checkbox"/> Fixed point-to-point Access device	
	<input checked="" type="checkbox"/> Mobile and portable client device	11 dBm/MHz
U-NII-2A	<input checked="" type="checkbox"/>	11 dBm/MHz
U-NII-2C	<input checked="" type="checkbox"/>	11 dBm/MHz
U-NII-3	<input checked="" type="checkbox"/>	30dBm/500kHz

RSS-247, 6.2

The maximum power spectral density should not exceed:

Band	EUT Category	Limit
U-NII-1	<input checked="" type="checkbox"/>	N/A
U-NII-2A	<input checked="" type="checkbox"/>	11 dBm/MHz
U-NII-2C	<input checked="" type="checkbox"/>	11 dBm/MHz
U-NII-3	<input checked="" type="checkbox"/>	30 dBm/500kHz

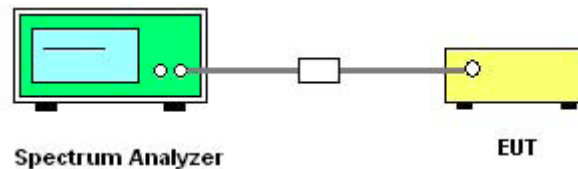
The e.i.r.p. spectral density should not exceed:

Band	EUT Category	Limit
U-NII-1	<input checked="" type="checkbox"/>	10 dBm/MHz
U-NII-2A	<input checked="" type="checkbox"/>	N/A
U-NII-2C	<input checked="" type="checkbox"/>	N/A
U-NII-3	<input checked="" type="checkbox"/>	N/A

2.4.2. Measuring Instruments

The measuring equipment is listed in the section 3 of this test report.

2.4.3. Test Setup



2.4.4. Test Procedures

1. Place the EUT on the table and set it in transmitting mode.
2. The testing follows FCC KDB 789033 D02 General UNII Test Procedures New Rules v02.
3. Remove the antenna from the EUT and then connect a low loss RF cable from the antenna port to Spectrum.

4. For U-NII-1, U-NII-2A, U-NII-2C Band:

Using method SA-1

Set RBW=1MHz, VBW=3MHz, where span is enough to capture the entire bandwidth, Sweep time = Auto, detector = sample, traces 100 sweeps of averaging mode.

For U-NII-3 Band:

Set RBW=500 kHz, $VBW \geq 3RBW$, where span is enough to capture the entire bandwidth, Sweep time = Auto, detector = sample, traces 100 sweeps of averaging mode.

5. Use peak search function on the instrument to find the peak of the spectrum and record its value
6. Repeat above procedures until all default test channel (low, middle, and high) was complete.

2.4.5. Test Results of Power spectral density

Please refer to APPENDIX A for detail

2.5. Frequency Stability

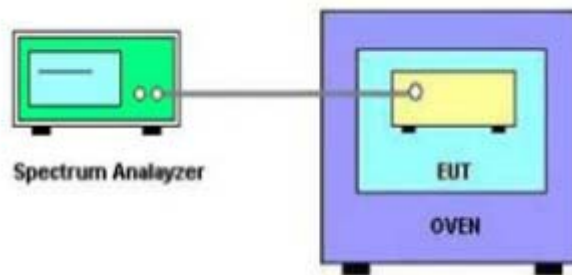
2.5.1. Limit

FCC 15.407(b) Frequency Stability	
Frequency Band(MHz)	Limit
5150~5250	Specified in the user's manual
5250~5350	
5470~5725	
5725~5850	

2.5.2. Measuring Instruments

The measuring equipment is listed in the section 3 of this test report.

2.5.3. Test Setup



2.5.4. Test Procedures

1. The EUT was connected to the spectrum analyzer by RF cable and attenuator. The path loss was compensated to the results for each measurement.
2. Set to the maximum power setting and enable the EUT transmit continuously.
3. The EUT is installed in an environment test chamber with external power source.
4. Set the chamber to operate at 50 centigrade and external power source to output at nominal voltage of EUT.
5. A sufficient stabilization period at each temperatures in used prior to each frequency measurement.
6. The test shall be performed under -10 to 55 centigrade and 85 to 115 percent of the nominal voltage. Change setting of chamber and external power source to complete all conditions.
7. Measure and record the worst results in the test report.



2.5.5. Test Results of Frequency Stability

Please refer to APPENDIX A for detail

2.6. Radiated Band Edge and Spurious Emission

2.6.1. Limit of Radiated Band Edges and Spurious Emission

Radiated emission which fall in the restricted bands must comply with the radiated emission limits specified as below table. Other emissions shall be at least 20dB below the highest level of the desired power:

Frequency (MHz)	Field Strength ($\mu\text{V}/\text{m}$)	Measurement Distance (m)
0.009 - 0.490	2400/F(kHz)	300
0.490 - 1.705	24000/F(kHz)	30
1.705 - 30.0	30	30
30 - 88	100	3
88 - 216	150	3
216 - 960	200	3
Above 960	500	3

NOTE:

1. The lower limit shall apply at the transition frequencies.
2. Emission level (dBuV/m) = 20 log Emission level (uV/m).
3. For frequencies above 1000MHz, the field strength limits are based on average detector, however, the peak field strength of any emission shall not exceed the maximum permitted average limits, specified above by more than 20dB under any condition of modulation.

Limits of unwanted emission out of the restricted bands

Applicable To	Limit	
789033 D02 General UNII Test Procedures New Rules v01	Field Strength at 3m	
	PK:74(dB $\mu\text{V}/\text{m}$)	AV:54 (dB $\mu\text{V}/\text{m}$)

Frequency Band (MHz)	Frequency (MHz)	EIRP Limit (dBm)	Equivalent Field Strength (3m) (dB $\mu\text{V}/\text{m}$)
5150 - 5250	Outside of the 5.15~5.35 GHz	-27	68.2
5250 - 5350	Outside of the 5.15~5.35 GHz		
5470 -5725	Outside of the 5.47~5.725 GHz		

FCC 15.407			
Frequency Band (MHz)	Frequency (MHz)	EIRP Limit (dBm)	Equivalent Field Strength (3m) (dB μ V/m)
5725 - 5850	<5650	-27	68.2
	5650~5700	-27~10	68.2~105.2
	5700~5720	10~15.6	105.2~110.8
	5720~5725	15.6~27	110.8~122.2
	5850~5855	27~15.6	122.2~110.8
	5855~5875	15.6~10	110.8~105.2
	5875~5925	10~-27	105.2~68.2
	>5925	-27	68.2

Note: 1. The following formula is used to convert the equipment isotropic radiated power (eirp) to field strength:

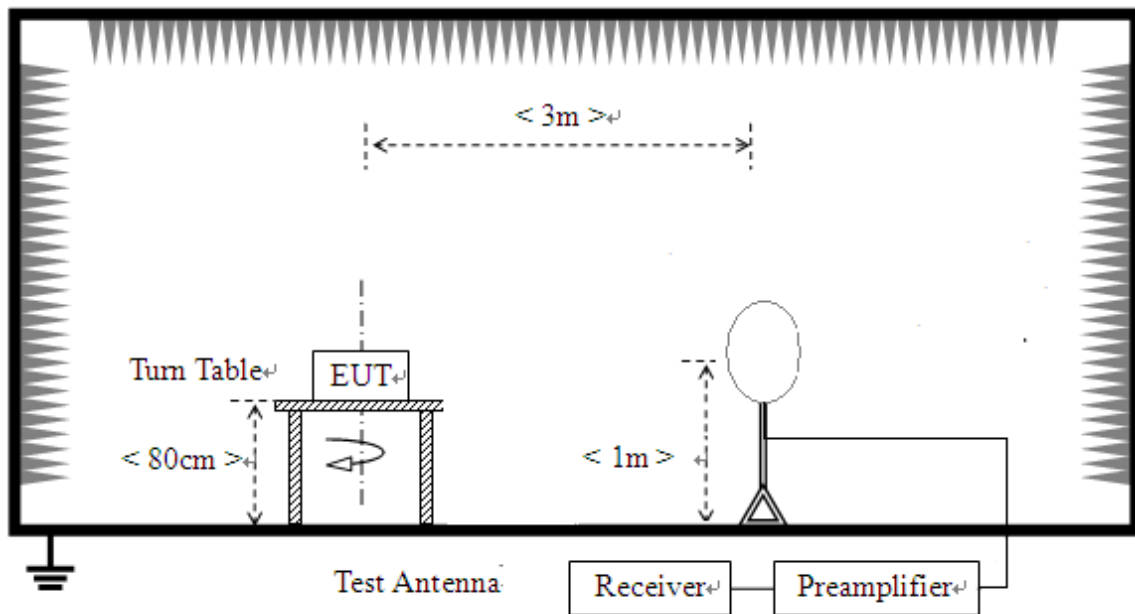
$$E = \frac{1000000 \sqrt{30P}}{3} \mu\text{V/m, where } P \text{ is the eirp (Watts).}$$

2.6.2. Measuring Instruments

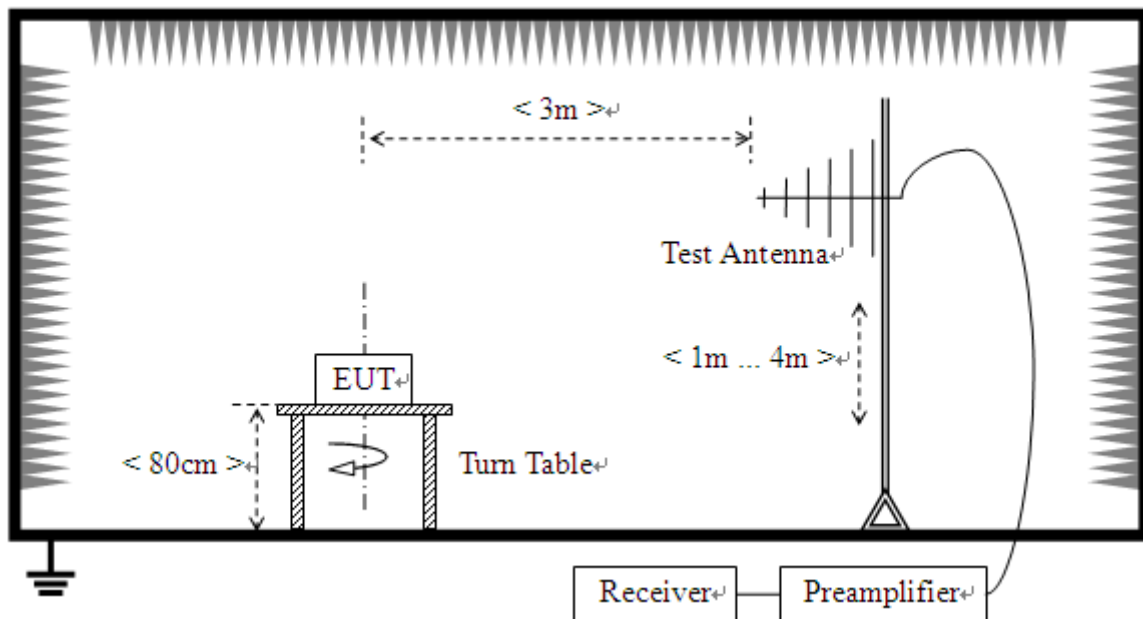
The measuring equipment is listed in the section 3 of this test report.

2.6.3. Test Setup

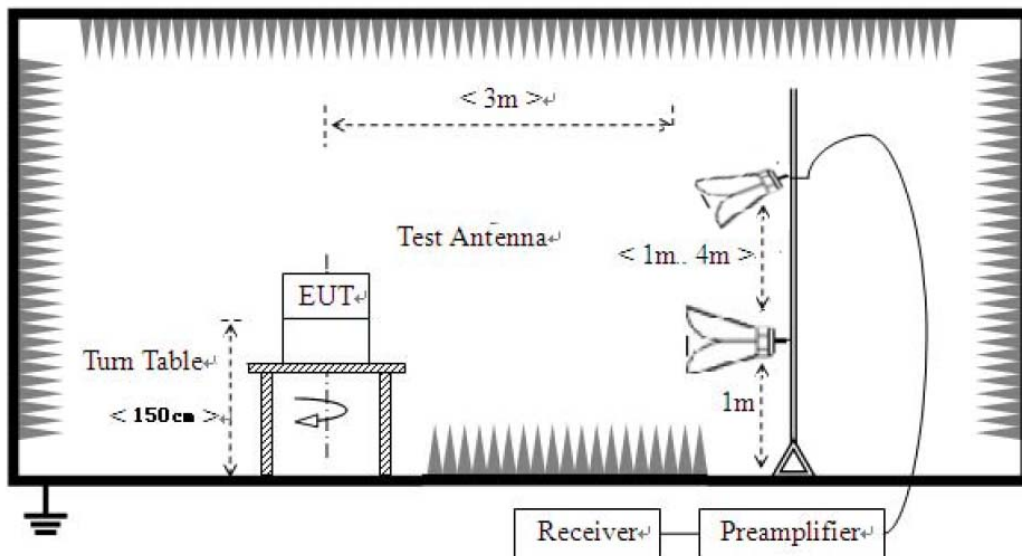
For radiated emissions from 9 KHz to 30 MHz



For radiated emissions from 30MHz to 1GHz



For radiated emissions above 1GHz



2.6.4. Test Procedures

1. The EUT was placed on the top of a rotating table 0.8 meters (for below 1GHz) / 1.5 meters (for above 1GHz) above the ground at 3 meter chamber room for test. The table was rotated 360 degrees to determine the position of the highest radiation.
2. The EUT was set 3 meters away from the interference-receiving antenna, which was mounted on the top of a variable-height antenna tower.
3. The height of antenna is varied from one meter to four meters above the ground to determine the maximum value of the field strength. Both horizontal and vertical polarizations of the antenna are set to make the measurement.
4. For each suspected emission, the EUT was arranged to its worst case and then the antenna was tuned to heights from 1 meter to 4 meters and the rotatable table was turned from 0 degrees to 360 degrees to find the maximum reading.
5. The test-receiver system was set to quasi-peak detect function and specified bandwidth with maximum hold mode when the test frequency is below 1 GHz.
6. The test-receiver system was set to peak and average detects function and specified bandwidth with maximum hold mode when the test frequency is above 1 GHz. If the peak reading value also meets average limit, measurement with the average detector is unnecessary.

Note:

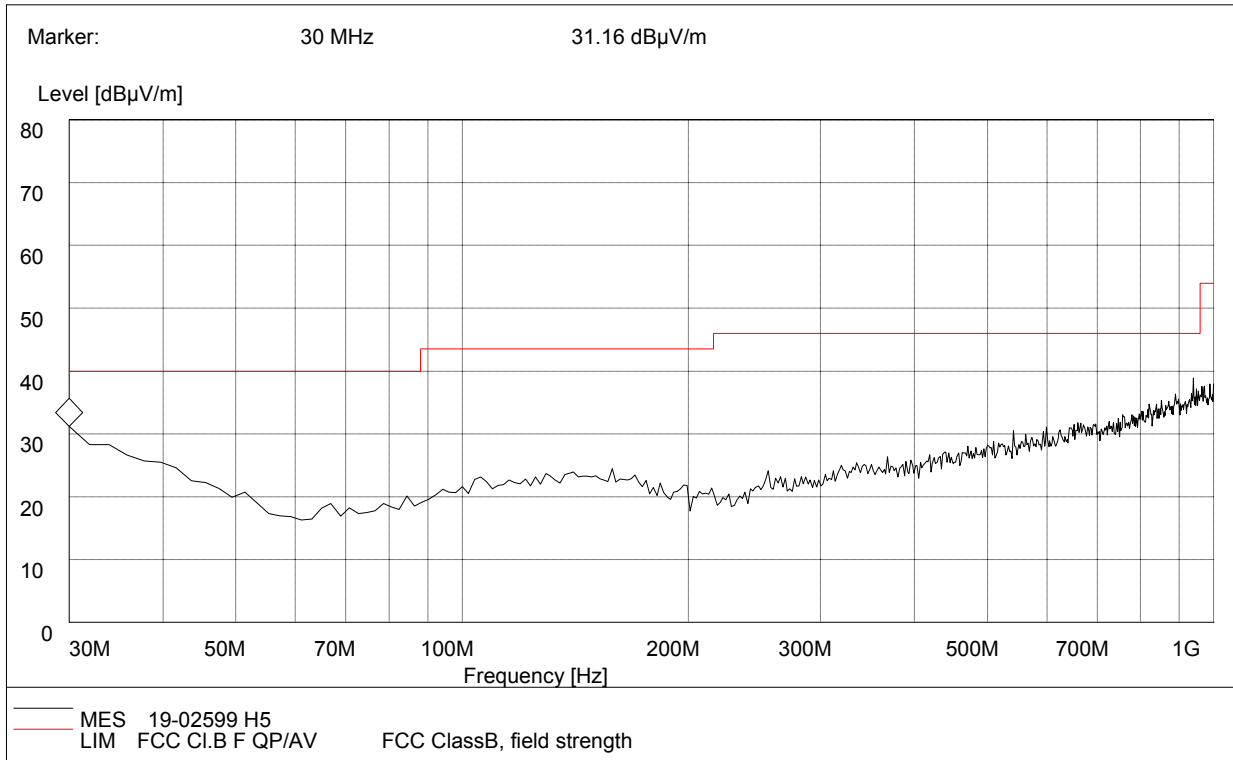
1. The resolution bandwidth and video bandwidth of test receiver/spectrum analyzer is 120 kHz for Quasi-peak detection (QP) at frequency below 1 GHz.
2. The resolution bandwidth of test receiver/spectrum analyzer is 1 MHz and the video bandwidth is 3 MHz for Peak detection (PK) at frequency above 1GHz.
3. The resolution bandwidth of test receiver/spectrum analyzer is 1MHz and the video bandwidth is 3MHz for RMS Average (Duty cycle < 98%) for Average detection (AV) at frequency above 1GHz, then the measurement results was added to a correction factor ($10 \log(1/\text{duty cycle})$).
4. The resolution bandwidth of test receiver/spectrum analyzer is 1MHz and the video bandwidth is 10Hz (Duty cycle $\geq 98\%$) for Average detection (AV) at frequency above 1GHz.
5. Only provide worst-Case mode data provide here, ANT0 for 11a and MIMO mode for 11n/11n(40M)/11ac/11ac(40M)/11ac(80M) for above 1GHz, 11n(40M) MIMO mode for Below 1GHz .

2.6.5. Test Results of Radiated Band Edge and Spurious Emission

For 9 KHz to 30MHz

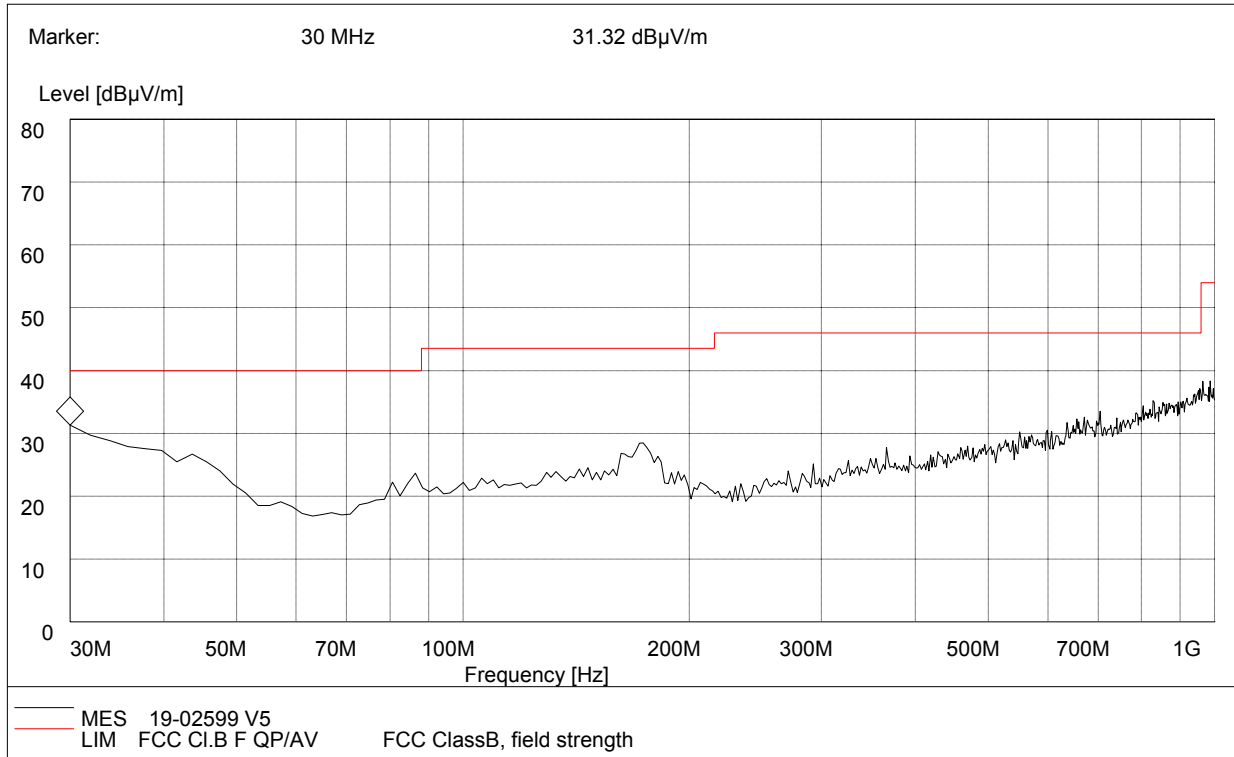
The amplitude of spurious emissions which are attenuated by more than 20dB below the permissible value has no need to be reported.

For 30MHz to 1000 MHz



30MHz to 1GHz, Antenna Horizontal

Frequency (MHz)	QuasiPeak (dB µ V/m)	Bandwidth (kHz)	Antenna height (cm)	Limit (dB µ V/m)	Antenna	Verdict
30.00	31.16	120.000	200.0	40.00	Horizontal	Pass



30MHz to 1GHz, Antenna Vertical

Frequency (MHz)	QuasiPeak (dB μ V/m)	Bandwidth (kHz)	Antenna height (cm)	Limit (dB μ V/m)	Antenna	Verdict
30	31.32	120.000	200.0	40.0	Vertical	Pass

**For 1GHz to 40 GHz****ANTENNA POLARITY & TEST DISTANCE: HORIZONTAL AT 3 M (802.11a_5180MHz)**

No.	Frequency (MHz)	Emission Level (dBuV/m)		Limit (dBuV/m)	Margin (dB)	Antenna Height (m)	Table Angle (Degree)	Raw Value (dBuV/m)	Correction Factor (dB/m)
1	5150.00	50.84	PK	68.20	-17.36	1.50	320	43.34	7.50
2	5150.00	40.54	AV	54.00	-13.46	1.50	320	33.04	7.50
3	10360.00	51.24	PK	68.20	-16.96	2.00	330	31.44	19.80

ANTENNA POLARITY & TEST DISTANCE: VERTICAL AT 3 M (802.11a_5180MHz)

No.	Frequency (MHz)	Emission Level (dBuV/m)		Limit (dBuV/m)	Margin (dB)	Antenna Height (m)	Table Angle (Degree)	Raw Value (dBuV/m)	Correction Factor (dB/m)
1	5150.00	51.18	PK	68.20	-17.02	1.00	180	43.68	7.50
2	5150.00	49.57	AV	54.00	-4.43	1.00	180	42.07	7.50
3	10360.00	51.99	PK	68.20	-16.21	2.00	320	32.19	19.80

**ANTENNA POLARITY & TEST DISTANCE: HORIZONTAL AT 3 M (802.11a_5220MHz)**

No.	Frequency (MHz)	Emission Level (dBuV/m)		Limit (dBuV/m)	Margin (dB)	Antenna Height (m)	Table Angle (Degree)	Raw Value (dBuV/m)	Correction Factor (dB/m)
1	10400.00	56.64	PK	68.20	-11.56	1.60	360	36.74	19.90

ANTENNA POLARITY & TEST DISTANCE: VERTICAL AT 3 M (802.11a_5220MHz)

No.	Frequency (MHz)	Emission Level (dBuV/m)		Limit (dBuV/m)	Margin (dB)	Antenna Height (m)	Table Angle (Degree)	Raw Value (dBuV/m)	Correction Factor (dB/m)
1	10400.00	55.34	PK	68.20	-12.86	1.80	350	35.44	19.90

**ANTENNA POLARITY & TEST DISTANCE: HORIZONTAL AT 3 M (802.11a_5240MHz)**

No.	Frequency (MHz)	Emission Level (dBuV/m)		Limit (dBuV/m)	Margin (dB)	Antenna Height (m)	Table Angle (Degree)	Raw Value (dBuV/m)	Correction Factor (dB/m)
1	5350.00	49.87	PK	68.20	-18.33	1.50	350	41.87	8.00
2	5350.00	39.52	AV	54.00	-14.48	1.50	350	31.52	8.00
3	10480.00	56.38	PK	68.20	-11.82	1.80	240	36.48	19.90

ANTENNA POLARITY & TEST DISTANCE: VERTICAL AT 3 M (802.11a_5240MHz)

No.	Frequency (MHz)	Emission Level (dBuV/m)		Limit (dBuV/m)	Margin (dB)	Antenna Height (m)	Table Angle (Degree)	Raw Value (dBuV/m)	Correction Factor (dB/m)
1	5350.00	50.49	PK	68.20	-17.71	1.80	320	42.49	8.00
2	5350.00	40.35	AV	54.00	-13.65	1.80	320	32.35	8.00
3	10480.00	52.27	PK	68.20	-15.93	1.80	220	32.37	19.90

**ANTENNA POLARITY & TEST DISTANCE: HORIZONTAL AT 3 M (802.11a_5260MHz)**

No.	Frequency (MHz)	Emission Level (dBuV/m)		Limit (dBuV/m)	Margin (dB)	Antenna Height (m)	Table Angle (Degree)	Raw Value (dBuV/m)	Correction Factor (dB/m)
1	5150.00	48.95	PK	68.20	-19.25	1.60	320	41.45	7.50
2	5150.00	40.60	AV	54.00	-13.40	1.60	320	33.10	7.50
3	10520.00	51.47	PK	68.20	-16.73	1.50	240	31.47	20.00

ANTENNA POLARITY & TEST DISTANCE: VERTICAL AT 3 M (802.11a_5260MHz)

No.	Frequency (MHz)	Emission Level (dBuV/m)		Limit (dBuV/m)	Margin (dB)	Antenna Height (m)	Table Angle (Degree)	Raw Value (dBuV/m)	Correction Factor (dB/m)
1	5150.00	50.36	PK	68.20	-17.84	2.00	260	42.86	7.50
2	5150.00	42.21	AV	54.00	-11.79	2.00	260	34.71	7.50
3	10520.00	54.17	PK	68.20	-14.03	1.80	200	34.17	20.00

**ANTENNA POLARITY & TEST DISTANCE: HORIZONTAL AT 3 M (802.11a_5300MHz)**

No.	Frequency (MHz)	Emission Level (dBuV/m)		Limit (dBuV/m)	Margin (dB)	Antenna Height (m)	Table Angle (Degree)	Raw Value (dBuV/m)	Correction Factor (dB/m)
1	10600.00	52.34	PK	68.20	-15.86	2.00	180	32.34	20.00
2	10600.00	43.29	AV	54.00	-10.71	2.00	180	23.29	20.00

ANTENNA POLARITY & TEST DISTANCE: VERTICAL AT 3 M (802.11a_5300MHz)

No.	Frequency (MHz)	Emission Level (dBuV/m)		Limit (dBuV/m)	Margin (dB)	Antenna Height (m)	Table Angle (Degree)	Raw Value (dBuV/m)	Correction Factor (dB/m)
1	10600.00	51.47	PK	68.20	-16.73	1.50	320	31.47	20.00
2	10600.00	42.82	AV	54.00	-11.18	1.50	320	22.82	20.00

**ANTENNA POLARITY & TEST DISTANCE: HORIZONTAL AT 3 M (802.11a_5320MHz)**

No.	Frequency (MHz)	Emission Level (dBuV/m)		Limit (dBuV/m)	Margin (dB)	Antenna Height (m)	Table Angle (Degree)	Raw Value (dBuV/m)	Correction Factor (dB/m)
1	5350.00	40.25	PK	68.20	-27.95	1.50	320	32.25	8.00
2	5350.00	31.50	AV	54.00	-22.5	1.50	320	23.50	8.00
3	10640.00	51.36	PK	68.20	-16.84	1.50	260	31.26	20.10
4	10640.00	41.95	AV	54.00	-12.05	1.50	260	21.85	20.10

ANTENNA POLARITY & TEST DISTANCE: VERTICAL AT 3 M (802.11a_5320MHz)

No.	Frequency (MHz)	Emission Level (dBuV/m)		Limit (dBuV/m)	Margin (dB)	Antenna Height (m)	Table Angle (Degree)	Raw Value (dBuV/m)	Correction Factor (dB/m)
1	5350.00	41.25	PK	68.20	-26.95	1.40	180	33.25	8.00
2	5350.00	31.90	AV	54.00	-22.1	1.40	180	23.90	8.00
3	10640.00	53.21	PK	68.20	-14.99	1.60	240	33.11	20.10
4	10640.00	44.07	AV	54.00	-9.93	1.60	240	23.97	20.10

**ANTENNA POLARITY & TEST DISTANCE: HORIZONTAL AT 3 M (802.11a_5500MHz)**

No.	Frequency (MHz)	Emission Level (dBuV/m)		Limit (dBuV/m)	Margin (dB)	Antenna Height (m)	Table Angle (Degree)	Raw Value (dBuV/m)	Correction Factor (dB/m)
1	5460.00	43.25	PK	68.20	-24.95	2.00	160	34.75	8.50
2	5460.00	34.51	AV	54.00	-19.49	2.00	160	26.01	8.50
3	5470.00	40.35	PK	68.20	-27.85	2.00	200	31.85	8.50
4	5470.00	31.61	AV	54.00	-22.39	2.00	200	23.11	8.50
5	11000.00	51.24	PK	68.20	-16.96	1.70	180	30.24	21.00

ANTENNA POLARITY & TEST DISTANCE: VERTICAL AT 3 M (802.11a_5500MHz)

No.	Frequency (MHz)	Emission Level (dBuV/m)		Limit (dBuV/m)	Margin (dB)	Antenna Height (m)	Table Angle (Degree)	Raw Value (dBuV/m)	Correction Factor (dB/m)
1	5460.00	43.25	PK	68.20	-24.95	1.60	120	34.75	8.50
2	5460.00	34.40	AV	54.00	-19.6	1.60	120	25.90	8.50
3	5470.00	44.25	PK	68.20	-23.95	1.80	360	35.75	8.50
4	5470.00	35.60	AV	54.00	-18.4	1.80	360	27.10	8.50
5	11000.00	53.98	PK	68.20	-14.22	1.00	120	32.98	21.00

**ANTENNA POLARITY & TEST DISTANCE: HORIZONTAL AT 3 M (802.11a_5580MHz)**

No.	Frequency (MHz)	Emission Level (dBuV/m)		Limit (dBuV/m)	Margin (dB)	Antenna Height (m)	Table Angle (Degree)	Raw Value (dBuV/m)	Correction Factor (dB/m)
1	11160.00	53.25	PK	68.20	-14.95	1.80	250	31.75	21.50
2	11160.00	45.00	AV	54.00	-9	1.80	250	23.50	21.50

ANTENNA POLARITY & TEST DISTANCE: VERTICAL AT 3 M (802.11a_5580MHz)

No.	Frequency (MHz)	Emission Level (dBuV/m)		Limit (dBuV/m)	Margin (dB)	Antenna Height (m)	Table Angle (Degree)	Raw Value (dBuV/m)	Correction Factor (dB/m)
1	11160.00	54.21	PK	68.20	-13.99	1.50	360	32.71	21.50
2	11160.00	45.36	AV	54.00	-8.64	1.50	360	23.86	21.50

**ANTENNA POLARITY & TEST DISTANCE: HORIZONTAL AT 3 M (802.11a_5700MHz)**

No.	Frequency (MHz)	Emission Level (dBuV/m)		Limit (dBuV/m)	Margin (dB)	Antenna Height (m)	Table Angle (Degree)	Raw Value (dBuV/m)	Correction Factor (dB/m)
1	5700.00	58.47	PK	68.20	-9.73	2.00	10	48.82	9.65
3	11400.00	53.68	PK	68.20	-14.52	1.20	360	32.18	21.50
4	11400.00	44.94	AV	54.00	-9.06	1.20	360	23.44	21.50

ANTENNA POLARITY & TEST DISTANCE: VERTICAL AT 3 M (802.11a_5700MHz)

No.	Frequency (MHz)	Emission Level (dBuV/m)		Limit (dBuV/m)	Margin (dB)	Antenna Height (m)	Table Angle (Degree)	Raw Value (dBuV/m)	Correction Factor (dB/m)
1	5700.00	54.75	PK	68.20	-13.45	1.50	100	45.10	9.65
3	11400.00	57.26	PK	68.20	-10.94	1.50	180	35.76	21.50
4	11400.00	48.68	AV	54.00	-5.32	1.50	180	27.18	21.50

**ANTENNA POLARITY & TEST DISTANCE: HORIZONTAL AT 3 M (802.11a_5745MHz)**

No.	Frequency (MHz)	Emission Level (dBuV/m)		Limit (dBuV/m)	Margin (dB)	Antenna Height (m)	Table Angle (Degree)	Raw Value (dBuV/m)	Correction Factor (dB/m)
1	5725.00	52.98	PK	68.20	-15.22	2.00	320	43.33	9.65
2	11490.00	54.18	PK	68.20	-14.02	2.00	200	32.48	21.70
3	11490.00	44.25	AV	54.00	-9.75	2.00	200	22.55	21.70

ANTENNA POLARITY & TEST DISTANCE: VERTICAL AT 3 M (802.11a_5745MHz)

No.	Frequency (MHz)	Emission Level (dBuV/m)		Limit (dBuV/m)	Margin (dB)	Antenna Height (m)	Table Angle (Degree)	Raw Value (dBuV/m)	Correction Factor (dB/m)
1	5725.00	53.31	PK	68.20	-14.89	2.00	220	43.66	9.65
2	11490.00	54.71	PK	68.20	-13.49	2.00	190	33.01	21.70
3	11490.00	45.17	AV	54.00	-8.83	2.00	190	23.47	21.70

**ANTENNA POLARITY & TEST DISTANCE: HORIZONTAL AT 3 M (802.11a_5785MHz)**

No.	Frequency (MHz)	Emission Level (dBuV/m)		Limit (dBuV/m)	Margin (dB)	Antenna Height (m)	Table Angle (Degree)	Raw Value (dBuV/m)	Correction Factor (dB/m)
1	11570.00	51.68	PK	68.20	-16.52	1.60	320	29.98	21.70
2	11570.00	42.00	AV	54.00	-12	1.60	320	20.30	21.70

ANTENNA POLARITY & TEST DISTANCE: VERTICAL AT 3 M (802.11a_5785MHz)

No.	Frequency (MHz)	Emission Level (dBuV/m)		Limit (dBuV/m)	Margin (dB)	Antenna Height (m)	Table Angle (Degree)	Raw Value (dBuV/m)	Correction Factor (dB/m)
1	11570.00	52.79	PK	68.20	-15.41	1.60	170	31.09	21.70
2	11570.00	44.21	AV	54.00	-9.79	1.60	170	22.51	21.70

**ANTENNA POLARITY & TEST DISTANCE: HORIZONTAL AT 3 M (802.11a_5825MHz)**

No.	Frequency (MHz)	Emission Level (dBuV/m)		Limit (dBuV/m)	Margin (dB)	Antenna Height (m)	Table Angle (Degree)	Raw Value (dBuV/m)	Correction Factor (dB/m)
1	5850.00	54.69	PK	68.20	-13.51	1.60	320	44.91	9.78
2	11650.00	55.14	PK	68.20	-13.06	2.00	310	33.24	21.90
3	11650.00	45.79	AV	54.00	-8.21	2.00	310	23.89	21.90

ANTENNA POLARITY & TEST DISTANCE: VERTICAL AT 3 M (802.11a_5825MHz)

No.	Frequency (MHz)	Emission Level (dBuV/m)		Limit (dBuV/m)	Margin (dB)	Antenna Height (m)	Table Angle (Degree)	Raw Value (dBuV/m)	Correction Factor (dB/m)
1	5850.00	58.94	PK	68.20	-9.26	1.60	180	49.16	9.78
2	11650.00	52.65	PK	68.20	-15.55	1.50	250	30.75	21.90
3	11650.00	43.11	AV	54.00	-10.89	1.50	250	21.21	21.90

**ANTENNA POLARITY & TEST DISTANCE: HORIZONTAL AT 3 M (802.11n20_5180MHz)**

No.	Frequency (MHz)	Emission Level (dBuV/m)		Limit (dBuV/m)	Margin (dB)	Antenna Height (m)	Table Angle (Degree)	Raw Value (dBuV/m)	Correction Factor (dB/m)
1	5150.00	48.95	PK	68.20	-19.25	1.60	260	41.45	7.50
2	5150.00	38.65	AV	54.00	-15.35	1.60	260	31.15	7.50
3	10360.00	52.36	PK	68.20	-15.84	1.80	260	32.56	19.80

ANTENNA POLARITY & TEST DISTANCE: VERTICAL AT 3 M (802.11n20_5180MHz)

No.	Frequency (MHz)	Emission Level (dBuV/m)		Limit (dBuV/m)	Margin (dB)	Antenna Height (m)	Table Angle (Degree)	Raw Value (dBuV/m)	Correction Factor (dB/m)
1	5150.00	49.85	PK	68.20	-18.35	1.50	240	42.35	7.50
2	5150.00	50.47	AV	54.00	-3.53	1.50	240	42.97	7.50
3	10360.00	51.11	PK	68.20	-17.09	1.80	280	31.31	19.80

**ANTENNA POLARITY & TEST DISTANCE: HORIZONTAL AT 3 M (802.11n20_5220MHz)**

No.	Frequency (MHz)	Emission Level (dBuV/m)		Limit (dBuV/m)	Margin (dB)	Antenna Height (m)	Table Angle (Degree)	Raw Value (dBuV/m)	Correction Factor (dB/m)
1	10400.00	54.47	PK	68.20	-13.73	1.70	240	34.57	19.90

ANTENNA POLARITY & TEST DISTANCE: VERTICAL AT 3 M (802.11n20_5220MHz)

No.	Frequency (MHz)	Emission Level (dBuV/m)		Limit (dBuV/m)	Margin (dB)	Antenna Height (m)	Table Angle (Degree)	Raw Value (dBuV/m)	Correction Factor (dB/m)
1	10400.00	52.48	PK	68.20	-15.72	1.20	180	32.58	19.90

**ANTENNA POLARITY & TEST DISTANCE: HORIZONTAL AT 3 M (802.11n20_5240MHz)**

No.	Frequency (MHz)	Emission Level (dBuV/m)		Limit (dBuV/m)	Margin (dB)	Antenna Height (m)	Table Angle (Degree)	Raw Value (dBuV/m)	Correction Factor (dB/m)
1	5350.00	50.14	PK	68.20	-18.06	1.50	350	42.14	8.00
2	5350.00	39.79	AV	54.00	-14.21	1.50	350	31.79	8.00
3	10480.00	55.48	PK	68.20	-12.72	1.80	240	35.58	19.90

ANTENNA POLARITY & TEST DISTANCE: VERTICAL AT 3 M (802.11n20_5240MHz)

No.	Frequency (MHz)	Emission Level (dBuV/m)		Limit (dBuV/m)	Margin (dB)	Antenna Height (m)	Table Angle (Degree)	Raw Value (dBuV/m)	Correction Factor (dB/m)
1	5350.00	52.64	PK	68.20	-15.56	2.00	350	44.64	8.00
2	5350.00	42.50	AV	54.00	-11.5	2.00	350	34.50	8.00
3	10480.00	53.29	PK	68.20	-14.91	1.80	320	33.39	19.90

**ANTENNA POLARITY & TEST DISTANCE: HORIZONTAL AT 3 M (802.11n20_5260MHz)**

No.	Frequency (MHz)	Emission Level (dBuV/m)		Limit (dBuV/m)	Margin (dB)	Antenna Height (m)	Table Angle (Degree)	Raw Value (dBuV/m)	Correction Factor (dB/m)
1	5150.00	47.95	PK	68.20	-20.25	1.60	320	40.45	7.50
2	5150.00	39.60	AV	54.00	-14.40	1.60	320	32.10	7.50
3	10520.00	52.14	PK	68.20	-16.06	1.50	240	32.14	20.00

ANTENNA POLARITY & TEST DISTANCE: VERTICAL AT 3 M (802.11n20_5260MHz)

No.	Frequency (MHz)	Emission Level (dBuV/m)		Limit (dBuV/m)	Margin (dB)	Antenna Height (m)	Table Angle (Degree)	Raw Value (dBuV/m)	Correction Factor (dB/m)
1	5150.00	49.65	PK	68.20	-18.55	2.00	260	42.15	7.50
2	5150.00	41.50	AV	54.00	-12.50	2.00	260	34.00	7.50
3	10520.00	53.25	PK	68.20	-14.95	1.80	200	33.25	20.00

**ANTENNA POLARITY & TEST DISTANCE: HORIZONTAL AT 3 M (802.11n20_5300MHz)**

No.	Frequency (MHz)	Emission Level (dBuV/m)		Limit (dBuV/m)	Margin (dB)	Antenna Height (m)	Table Angle (Degree)	Raw Value (dBuV/m)	Correction Factor (dB/m)
1	10600.00	51.28	PK	68.20	-16.92	1.60	320	31.28	20.00
2	10600.00	42.23	AV	54.00	-11.77	1.60	320	22.23	20.00

ANTENNA POLARITY & TEST DISTANCE: VERTICAL AT 3 M (802.11n20_5300MHz)

No.	Frequency (MHz)	Emission Level (dBuV/m)		Limit (dBuV/m)	Margin (dB)	Antenna Height (m)	Table Angle (Degree)	Raw Value (dBuV/m)	Correction Factor (dB/m)
1	10600.00	52.25	PK	68.20	-15.95	1.20	240	32.25	20.00
2	10600.00	43.60	AV	54.00	-10.4	1.20	240	23.60	20.00

**ANTENNA POLARITY & TEST DISTANCE: HORIZONTAL AT 3 M (802.11n20_5320MHz)**

No.	Frequency (MHz)	Emission Level (dBuV/m)		Limit (dBuV/m)	Margin (dB)	Antenna Height (m)	Table Angle (Degree)	Raw Value (dBuV/m)	Correction Factor (dB/m)
1	5350.00	48.95	PK	68.20	-19.25	2.00	180	40.95	8.00
2	5350.00	40.20	AV	54.00	-13.8	2.00	180	32.20	8.00
3	10640.00	52.24	PK	68.20	-15.96	2.00	260	32.14	20.10
4	10640.00	41.95	AV	54.00	-12.05	2.00	260	21.85	20.10

ANTENNA POLARITY & TEST DISTANCE: VERTICAL AT 3 M (802.11n20_5320MHz)

No.	Frequency (MHz)	Emission Level (dBuV/m)		Limit (dBuV/m)	Margin (dB)	Antenna Height (m)	Table Angle (Degree)	Raw Value (dBuV/m)	Correction Factor (dB/m)
1	5350.00	41.98	PK	68.20	-26.22	2.00	120	33.98	8.00
2	5350.00	32.63	AV	54.00	-21.37	2.00	120	24.63	8.00
3	10640.00	52.88	PK	68.20	-15.32	1.70	120	32.78	20.10
4	10640.00	43.74	AV	54.00	-10.26	1.70	120	23.64	20.10

**ANTENNA POLARITY & TEST DISTANCE: HORIZONTAL AT 3 M (802.11n20_5500MHz)**

No.	Frequency (MHz)	Emission Level (dBuV/m)		Limit (dBuV/m)	Margin (dB)	Antenna Height (m)	Table Angle (Degree)	Raw Value (dBuV/m)	Correction Factor (dB/m)
1	5460.00	42.57	PK	68.20	-25.63	1.60	170	34.07	8.50
2	5460.00	33.83	AV	54.00	-20.17	1.60	170	25.33	8.50
3	5470.00	41.25	PK	68.20	-26.95	1.60	170	32.75	8.50
4	5470.00	32.51	AV	54.00	-21.49	1.60	170	24.01	8.50
5	11000.00	53.39	PK	68.20	-14.81	1.60	170	32.39	21.00

ANTENNA POLARITY & TEST DISTANCE: VERTICAL AT 3 M (802.11n20_5500MHz)

No.	Frequency (MHz)	Emission Level (dBuV/m)		Limit (dBuV/m)	Margin (dB)	Antenna Height (m)	Table Angle (Degree)	Raw Value (dBuV/m)	Correction Factor (dB/m)
1	5460.00	44.25	PK	68.20	-23.95	2.00	200	35.75	8.50
2	5460.00	35.40	AV	54.00	-18.6	2.00	200	26.90	8.50
3	5470.00	46.39	PK	68.20	-21.81	1.80	240	37.89	8.50
4	5470.00	37.74	AV	54.00	-16.26	1.80	240	29.24	8.50
5	11000.00	52.48	PK	68.20	-15.72	1.40	320	31.48	21.00

**ANTENNA POLARITY & TEST DISTANCE: HORIZONTAL AT 3 M (802.11n20_5580MHz)**

No.	Frequency (MHz)	Emission Level (dBuV/m)		Limit (dBuV/m)	Margin (dB)	Antenna Height (m)	Table Angle (Degree)	Raw Value (dBuV/m)	Correction Factor (dB/m)
1	11160.00	51.27	PK	68.20	-16.93	1.70	280	29.77	21.50
2	11160.00	43.02	AV	54.00	-10.98	1.70	280	21.52	21.50

ANTENNA POLARITY & TEST DISTANCE: VERTICAL AT 3 M (802.11n20_5580MHz)

No.	Frequency (MHz)	Emission Level (dBuV/m)		Limit (dBuV/m)	Margin (dB)	Antenna Height (m)	Table Angle (Degree)	Raw Value (dBuV/m)	Correction Factor (dB/m)
1	11160.00	53.36	PK	68.20	-14.84	1.40	287	31.86	21.50
2	11160.00	44.51	AV	54.00	-9.49	1.40	287	23.01	21.50

**ANTENNA POLARITY & TEST DISTANCE: HORIZONTAL AT 3 M (802.11n20_5700MHz)**

No.	Frequency (MHz)	Emission Level (dBuV/m)		Limit (dBuV/m)	Margin (dB)	Antenna Height (m)	Table Angle (Degree)	Raw Value (dBuV/m)	Correction Factor (dB/m)
1	5700.00	54.24	PK	68.20	-13.96	1.60	100	44.59	9.65
3	11400.00	52.14	PK	68.20	-16.06	2.00	360	30.64	21.50
4	11400.00	43.40	AV	54.00	-10.6	2.00	360	21.90	21.50

ANTENNA POLARITY & TEST DISTANCE: VERTICAL AT 3 M (802.11n20_5700MHz)

No.	Frequency (MHz)	Emission Level (dBuV/m)		Limit (dBuV/m)	Margin (dB)	Antenna Height (m)	Table Angle (Degree)	Raw Value (dBuV/m)	Correction Factor (dB/m)
1	5700.00	53.36	PK	68.20	-14.84	1.40	200	43.71	9.65
3	11400.00	57.26	PK	68.20	-10.94	1.90	324	35.76	21.50
4	11400.00	48.68	AV	54.00	-5.32	1.90	324	27.18	21.50

**ANTENNA POLARITY & TEST DISTANCE: HORIZONTAL AT 3 M (802.11n20_5745MHz)**

No.	Frequency (MHz)	Emission Level (dBuV/m)		Limit (dBuV/m)	Margin (dB)	Antenna Height (m)	Table Angle (Degree)	Raw Value (dBuV/m)	Correction Factor (dB/m)
1	5725.00	53.26	PK	68.20	-14.94	1.80	280	43.61	9.65
2	11490.00	51.24	PK	68.20	-16.96	1.70	240	29.54	21.70
3	11490.00	44.25	AV	54.00	-9.75	1.70	240	22.55	21.70

ANTENNA POLARITY & TEST DISTANCE: VERTICAL AT 3 M (802.11n20_5745MHz)

No.	Frequency (MHz)	Emission Level (dBuV/m)		Limit (dBuV/m)	Margin (dB)	Antenna Height (m)	Table Angle (Degree)	Raw Value (dBuV/m)	Correction Factor (dB/m)
1	5725.00	52.14	PK	68.20	-16.06	1.50	220	42.49	9.65
2	11490.00	51.02	PK	68.20	-17.18	1.60	280	29.32	21.70
3	11490.00	41.48	AV	54.00	-12.52	1.60	280	19.78	21.70

**ANTENNA POLARITY & TEST DISTANCE: HORIZONTAL AT 3 M (802.11n20_5785MHz)**

No.	Frequency (MHz)	Emission Level (dBuV/m)		Limit (dBuV/m)	Margin (dB)	Antenna Height (m)	Table Angle (Degree)	Raw Value (dBuV/m)	Correction Factor (dB/m)
1	11570.00	50.78	PK	68.20	-17.42	2.00	160	29.08	21.70
2	11570.00	41.10	AV	54.00	-12.9	2.00	160	19.40	21.70

ANTENNA POLARITY & TEST DISTANCE: VERTICAL AT 3 M (802.11n20_5785MHz)

No.	Frequency (MHz)	Emission Level (dBuV/m)		Limit (dBuV/m)	Margin (dB)	Antenna Height (m)	Table Angle (Degree)	Raw Value (dBuV/m)	Correction Factor (dB/m)
1	11570.00	54.78	PK	68.20	-13.42	2.00	124	33.08	21.70
2	11570.00	46.20	AV	54.00	-7.8	2.00	124	24.50	21.70

**ANTENNA POLARITY & TEST DISTANCE: HORIZONTAL AT 3 M (802.11n20_5825MHz)**

No.	Frequency (MHz)	Emission Level (dBuV/m)		Limit (dBuV/m)	Margin (dB)	Antenna Height (m)	Table Angle (Degree)	Raw Value (dBuV/m)	Correction Factor (dB/m)
1	5850.00	55.24	PK	68.20	-12.96	1.70	300	45.46	9.78
2	11650.00	55.14	PK	68.20	-13.06	1.70	300	33.24	21.90
3	11650.00	45.79	AV	54.00	-8.21	1.70	300	23.89	21.90

ANTENNA POLARITY & TEST DISTANCE: VERTICAL AT 3 M (802.11n20_5825MHz)

No.	Frequency (MHz)	Emission Level (dBuV/m)		Limit (dBuV/m)	Margin (dB)	Antenna Height (m)	Table Angle (Degree)	Raw Value (dBuV/m)	Correction Factor (dB/m)
1	5850.00	53.24	PK	68.20	-14.96	1.40	180	43.46	9.78
2	11650.00	51.87	PK	68.20	-16.33	2.00	0	29.97	21.90
3	11650.00	42.33	AV	54.00	-11.67	2.00	0	20.43	21.90

**ANTENNA POLARITY & TEST DISTANCE: HORIZONTAL AT 3 M (802.11n40_5190MHz)**

No.	Frequency (MHz)	Emission Level (dBuV/m)		Limit (dBuV/m)	Margin (dB)	Antenna Height (m)	Table Angle (Degree)	Raw Value (dBuV/m)	Correction Factor (dB/m)
1	5150.00	54.25	PK	68.20	-13.95	1.50	66.00	46.75	7.50
2	5150.00	43.47	AV	54.00	-10.53	1.50	66.00	35.97	7.50
3	10380.00	58.36	PK	68.20	-9.84	2.00	180.00	38.56	19.80

ANTENNA POLARITY & TEST DISTANCE: VERTICAL AT 3 M (802.11n40_5190MHz)

No.	Frequency (MHz)	Emission Level (dBuV/m)		Limit (dBuV/m)	Margin (dB)	Antenna Height (m)	Table Angle (Degree)	Raw Value (dBuV/m)	Correction Factor (dB/m)
1	5150.00	55.74	PK	68.20	-12.46	1.80	330.00	48.24	7.50
2	5150.00	45.76	AV	54.00	-8.24	1.80	330.00	38.26	7.50
3	10380.00	59.38	PK	68.20	-8.82	1.80	320.00	39.58	19.80

**ANTENNA POLARITY & TEST DISTANCE: HORIZONTAL AT 3 M (802.11n40_5230MHz)**

No.	Frequency (MHz)	Emission Level (dBuV/m)		Limit (dBuV/m)	Margin (dB)	Antenna Height (m)	Table Angle (Degree)	Raw Value (dBuV/m)	Correction Factor (dB/m)
1	5350.00	57.74	PK	68.20	-10.46	1.80	220.00	49.74	8.00
2	5350.00	47.39	AV	54.00	-6.61	1.80	220.00	39.39	8.00
3	10460.00	56.98	PK	68.20	-11.22	2.00	310.00	37.08	19.90

ANTENNA POLARITY & TEST DISTANCE: VERTICAL AT 3 M (802.11n40_5230MHz)

No.	Frequency (MHz)	Emission Level (dBuV/m)		Limit (dBuV/m)	Margin (dB)	Antenna Height (m)	Table Angle (Degree)	Raw Value (dBuV/m)	Correction Factor (dB/m)
1	5350.00	58.24	PK	68.20	-9.96	1.80	320.00	50.24	8.00
2	5350.00	48.10	AV	54.00	-5.9	1.80	320.00	40.10	8.00
3	10460.00	54.98	PK	68.20	-21.54	1.80	320.00	35.08	19.90

**ANTENNA POLARITY & TEST DISTANCE: HORIZONTAL AT 3 M (802.11n40_5270MHz)**

No.	Frequency (MHz)	Emission Level (dBuV/m)		Limit (dBuV/m)	Margin (dB)	Antenna Height (m)	Table Angle (Degree)	Raw Value (dBuV/m)	Correction Factor (dB/m)
1	5150.00	44.85	PK	68.20	-23.35	1.20	260.00	37.35	7.50
2	5150.00	36.50	AV	54.00	-17.5	1.20	260.00	29.00	7.50
3	10540.00	51.34	PK	68.20	-16.86	1.60	320.00	31.34	20.00
4	10540.00	43.20	AV	54.00	-10.8	1.60	320.00	23.20	20.00

ANTENNA POLARITY & TEST DISTANCE: VERTICAL AT 3 M (802.11n40_5270MHz)

No.	Frequency (MHz)	Emission Level (dBuV/m)		Limit (dBuV/m)	Margin (dB)	Antenna Height (m)	Table Angle (Degree)	Raw Value (dBuV/m)	Correction Factor (dB/m)
1	5150.00	46.52	PK	68.20	-21.68	1.40	320.00	39.02	7.50
2	5150.00	36.37	AV	54.00	-17.63	1.40	320.00	28.87	7.50
3	10540.00	51.34	PK	68.20	-16.86	2.00	180.00	31.34	20.00
4	10540.00	40.98	AV	54.00	-13.02	2.00	180.00	20.98	20.00

**ANTENNA POLARITY & TEST DISTANCE: HORIZONTAL AT 3 M (802.11n40_5310MHz)**

No.	Frequency (MHz)	Emission Level (dBuV/m)		Limit (dBuV/m)	Margin (dB)	Antenna Height (m)	Table Angle (Degree)	Raw Value (dBuV/m)	Correction Factor (dB/m)
1	5350.00	42.58	PK	68.20	-25.62	1.00	200.00	34.58	8.00
2	5350.00	31.83	AV	54.00	-22.17	1.00	200.00	23.83	8.00
3	10640.00	51.48	PK	68.20	-16.72	2.50	120.00	31.38	20.10
4	10640.00	43.34	AV	54.00	-10.66	2.50	120.00	23.24	20.10

ANTENNA POLARITY & TEST DISTANCE: VERTICAL AT 3 M (802.11n40_5310MHz)

No.	Frequency (MHz)	Emission Level (dBuV/m)		Limit (dBuV/m)	Margin (dB)	Antenna Height (m)	Table Angle (Degree)	Raw Value (dBuV/m)	Correction Factor (dB/m)
1	5350.00	46.35	PK	68.20	-21.85	2.00	100.00	38.35	8.00
2	5350.00	37.00	AV	54.00	-17	2.00	100.00	29.00	8.00
3	10620.00	51.22	PK	68.20	-16.98	1.90	360.00	31.12	20.10
4	10620.00	42.08	AV	54.00	-11.92	1.90	360.00	21.98	20.10

**ANTENNA POLARITY & TEST DISTANCE: HORIZONTAL AT 3 M (802.11n40_5510MHz)**

No.	Frequency (MHz)	Emission Level (dBuV/m)		Limit (dBuV/m)	Margin (dB)	Antenna Height (m)	Table Angle (Degree)	Raw Value (dBuV/m)	Correction Factor (dB/m)
1	5460.00	44.25	PK	68.20	-23.95	1.50	180.00	35.75	8.50
2	5460.00	33.51	AV	54.00	-20.49	1.50	180.00	25.01	8.50
3	5470.00	43.65	PK	68.20	-24.55	2.00	180.00	35.15	8.50
4	5470.00	32.91	AV	54.00	-21.09	2.00	180.00	24.41	8.50
5	11020.00	51.87	PK	68.20	-16.33	1.80	320.00	30.87	21.00
6	11020.00	41.41	AV	54.00	-12.59	1.80	320.00	20.41	21.00

ANTENNA POLARITY & TEST DISTANCE: VERTICAL AT 3 M (802.11n40_5510MHz)

No.	Frequency (MHz)	Emission Level (dBuV/m)		Limit (dBuV/m)	Margin (dB)	Antenna Height (m)	Table Angle (Degree)	Raw Value (dBuV/m)	Correction Factor (dB/m)
1	5460.00	43.69	PK	68.20	-24.51	2.00	100.00	35.19	8.50
2	5460.00	33.04	AV	54.00	-20.96	2.00	100.00	24.54	8.50
3	5470.00	45.85	PK	68.20	-22.35	1.80	360.00	37.35	8.50
4	5470.00	35.20	AV	54.00	-18.8	1.80	360.00	26.70	8.50
5	11020.00	52.14	PK	68.20	-16.06	2.00	180.00	31.14	21.00
6	11020.00	41.29	AV	54.00	-12.71	2.00	180.00	20.29	21.00

**ANTENNA POLARITY & TEST DISTANCE: HORIZONTAL AT 3 M (802.11n40_5670MHz)**

No.	Frequency (MHz)	Emission Level (dBuV/m)		Limit (dBuV/m)	Margin (dB)	Antenna Height (m)	Table Angle (Degree)	Raw Value (dBuV/m)	Correction Factor (dB/m)
1	11340.00	52.24	PK	68.20	-15.96	1.00	100.00	30.84	21.40
2	11340.00	41.50	AV	54.00	-12.5	1.00	100.00	20.10	21.40

ANTENNA POLARITY & TEST DISTANCE: VERTICAL AT 3 M (802.11n40_5670MHz)

No.	Frequency (MHz)	Emission Level (dBuV/m)		Limit (dBuV/m)	Margin (dB)	Antenna Height (m)	Table Angle (Degree)	Raw Value (dBuV/m)	Correction Factor (dB/m)
1	11340.00	53.65	PK	68.20	-14.55	1.00	150.00	32.25	21.40
2	11340.00	43.07	AV	54.00	-10.93	1.00	150.00	21.67	21.40

**ANTENNA POLARITY & TEST DISTANCE: HORIZONTAL AT 3 M (802.11n40_5755MHz)**

No.	Frequency (MHz)	Emission Level (dBuV/m)		Limit (dBuV/m)	Margin (dB)	Antenna Height (m)	Table Angle (Degree)	Raw Value (dBuV/m)	Correction Factor (dB/m)
1	5725.00	55.34	PK	68.20	-12.86	1.50	220.00	45.69	9.65
2	5725.00	46.98	AV	54.00	-7.02	1.50	220.00	37.33	9.65
3	11510.00	56.87	PK	68.20	-11.33	1.80	240.00	35.17	21.70

ANTENNA POLARITY & TEST DISTANCE: VERTICAL AT 3 M (802.11n40_5755MHz)

No.	Frequency (MHz)	Emission Level (dBuV/m)		Limit (dBuV/m)	Margin (dB)	Antenna Height (m)	Table Angle (Degree)	Raw Value (dBuV/m)	Correction Factor (dB/m)
1	5725.00	57.14	PK	68.20	-11.06	2.00	320.00	47.49	9.65
2	5725.00	46.49	AV	54.00	-7.51	2.00	320.00	36.84	9.65
3	11510.00	57.25	PK	68.20	-10.95	1.60	340.00	35.55	21.70

**ANTENNA POLARITY & TEST DISTANCE: HORIZONTAL AT 3 M (802.11n40_5795MHz)**

No.	Frequency (MHz)	Emission Level (dBuV/m)		Limit (dBuV/m)	Margin (dB)	Antenna Height (m)	Table Angle (Degree)	Raw Value (dBuV/m)	Correction Factor (dB/m)
1	5850.00	42.21	PK	68.20	-25.99	1.50	200.00	32.43	9.78
2	11590.00	53.32	PK	68.20	-14.88	1.80	360.00	31.52	21.80
3	11590.00	42.64	AV	54.00	-11.36	1.80	360.00	20.84	21.80

ANTENNA POLARITY & TEST DISTANCE: VERTICAL AT 3 M (802.11n40_5795MHz)

No.	Frequency (MHz)	Emission Level (dBuV/m)		Limit (dBuV/m)	Margin (dB)	Antenna Height (m)	Table Angle (Degree)	Raw Value (dBuV/m)	Correction Factor (dB/m)
1	5850.00	42.56	PK	68.20	-25.64	1.50	120.00	32.78	9.78
2	11590.00	53.36	PK	68.20	-14.84	1.80	360.00	31.56	21.80
3	11590.00	42.78	AV	54.00	-11.22	1.80	360.00	20.98	21.80

**ANTENNA POLARITY & TEST DISTANCE: HORIZONTAL AT 3 M (802.11ac20_5180MHz)**

No.	Frequency (MHz)	Emission Level (dBuV/m)		Limit (dBuV/m)	Margin (dB)	Antenna Height (m)	Table Angle (Degree)	Raw Value (dBuV/m)	Correction Factor (dB/m)
1	5150.00	47.95	PK	68.20	-20.25	1.70	320	40.45	7.50
2	5150.00	37.65	AV	54.00	-16.35	1.70	320	30.15	7.50
3	10360.00	52.24	PK	68.20	-15.96	1.80	260	32.44	19.80

ANTENNA POLARITY & TEST DISTANCE: VERTICAL AT 3 M (802.11ac20_5180MHz)

No.	Frequency (MHz)	Emission Level (dBuV/m)		Limit (dBuV/m)	Margin (dB)	Antenna Height (m)	Table Angle (Degree)	Raw Value (dBuV/m)	Correction Factor (dB/m)
1	5150.00	48.95	PK	68.20	-19.25	1.60	287	41.45	7.50
2	5150.00	38.71	AV	54.00	-15.29	1.60	287	31.21	7.50
3	10360.00	52.35	PK	68.20	-15.85	1.50	280	32.55	19.80

**ANTENNA POLARITY & TEST DISTANCE: HORIZONTAL AT 3 M (802.11ac20_5220MHz)**

No.	Frequency (MHz)	Emission Level (dBuV/m)		Limit (dBuV/m)	Margin (dB)	Antenna Height (m)	Table Angle (Degree)	Raw Value (dBuV/m)	Correction Factor (dB/m)
1	10400.00	53.26	PK	68.20	-14.94	1.60	350	33.36	19.90

ANTENNA POLARITY & TEST DISTANCE: VERTICAL AT 3 M (802.11ac20_5220MHz)

No.	Frequency (MHz)	Emission Level (dBuV/m)		Limit (dBuV/m)	Margin (dB)	Antenna Height (m)	Table Angle (Degree)	Raw Value (dBuV/m)	Correction Factor (dB/m)
1	10400.00	54.87	PK	68.20	-13.33	1.60	180	34.97	19.90

**ANTENNA POLARITY & TEST DISTANCE: HORIZONTAL AT 3 M (802.11ac20_5240MHz)**

No.	Frequency (MHz)	Emssion Level (dBuV/m)		Limit (dBuV/m)	Margin (dB)	Antenna Height (m)	Table Angle (Degree)	Raw Value (dBuV/m)	Correction Factor (dB/m)
1	5350.00	51.48	PK	68.20	-16.72	1.70	350	43.48	8.00
2	5350.00	41.13	AV	54.00	-12.87	1.70	350	33.13	8.00
3	10480.00	53.68	PK	68.20	-14.52	1.80	240	33.78	19.90

ANTENNA POLARITY & TEST DISTANCE: VERTICAL AT 3 M (802.11ac20_5240MHz)

No.	Frequency (MHz)	Emssion Level (dBuV/m)		Limit (dBuV/m)	Margin (dB)	Antenna Height (m)	Table Angle (Degree)	Raw Value (dBuV/m)	Correction Factor (dB/m)
1	5350.00	51.74	PK	68.20	-16.46	1.60	350	43.74	8.00
2	5350.00	41.60	AV	54.00	-12.4	1.60	350	33.60	8.00
3	10480.00	53.29	PK	68.20	-14.91	1.80	320	33.39	19.90

**ANTENNA POLARITY & TEST DISTANCE: HORIZONTAL AT 3 M (802.11ac20_5260MHz)**

No.	Frequency (MHz)	Emission Level (dBuV/m)		Limit (dBuV/m)	Margin (dB)	Antenna Height (m)	Table Angle (Degree)	Raw Value (dBuV/m)	Correction Factor (dB/m)
1	5150.00	49.68	PK	68.20	-18.52	1.60	350	42.18	7.50
2	5150.00	41.33	AV	54.00	-12.67	1.60	350	33.83	7.50
3	10520.00	51.49	PK	68.20	-16.71	1.50	240	31.49	20.00
4	10520.00	43.35	AV	54.00	-10.65	1.50	240	23.35	20.00

ANTENNA POLARITY & TEST DISTANCE: VERTICAL AT 3 M (802.11ac20_5260MHz)

No.	Frequency (MHz)	Emission Level (dBuV/m)		Limit (dBuV/m)	Margin (dB)	Antenna Height (m)	Table Angle (Degree)	Raw Value (dBuV/m)	Correction Factor (dB/m)
1	5150.00	50.27	PK	68.20	-17.93	1.70	260	42.77	7.50
2	5150.00	42.12	AV	54.00	-11.88	1.70	260	34.62	7.50
3	10520.00	51.47	PK	68.20	-16.73	1.80	200	31.47	20.00
4	10520.00	43.11	AV	54.00	-10.89	1.80	200	23.11	20.00

**ANTENNA POLARITY & TEST DISTANCE: HORIZONTAL AT 3 M (802.11ac20_5300MHz)**

No.	Frequency (MHz)	Emission Level (dBuV/m)		Limit (dBuV/m)	Margin (dB)	Antenna Height (m)	Table Angle (Degree)	Raw Value (dBuV/m)	Correction Factor (dB/m)
1	10600.00	52.36	PK	68.20	-15.84	1.60	320	32.36	20.00
2	10600.00	43.31	AV	54.00	-10.69	1.60	320	23.31	20.00

ANTENNA POLARITY & TEST DISTANCE: VERTICAL AT 3 M (802.11ac20_5300MHz)

No.	Frequency (MHz)	Emission Level (dBuV/m)		Limit (dBuV/m)	Margin (dB)	Antenna Height (m)	Table Angle (Degree)	Raw Value (dBuV/m)	Correction Factor (dB/m)
1	10600.00	53.18	PK	68.20	-15.02	1.20	240	33.18	20.00
2	10600.00	44.53	AV	54.00	-9.47	1.20	240	24.53	20.00

**ANTENNA POLARITY & TEST DISTANCE: HORIZONTAL AT 3 M (802.11ac20_5320MHz)**

No.	Frequency (MHz)	Emission Level (dBuV/m)		Limit (dBuV/m)	Margin (dB)	Antenna Height (m)	Table Angle (Degree)	Raw Value (dBuV/m)	Correction Factor (dB/m)
1	5350.00	49.85	PK	68.20	-18.35	2.00	180	41.85	8.00
2	5350.00	41.10	AV	54.00	-12.9	2.00	180	33.10	8.00
3	10640.00	51.47	PK	68.20	-16.73	2.00	260	31.37	20.10
4	10640.00	41.12	AV	54.00	-12.88	2.00	260	21.02	20.10

ANTENNA POLARITY & TEST DISTANCE: VERTICAL AT 3 M (802.11ac20_5320MHz)

No.	Frequency (MHz)	Emission Level (dBuV/m)		Limit (dBuV/m)	Margin (dB)	Antenna Height (m)	Table Angle (Degree)	Raw Value (dBuV/m)	Correction Factor (dB/m)
1	5350.00	42.25	PK	68.20	-25.95	1.70	220	34.25	8.00
2	5350.00	32.90	AV	54.00	-21.1	1.70	220	24.90	8.00
3	10640.00	51.98	PK	68.20	-16.22	1.70	120	31.88	20.10
4	10640.00	42.84	AV	54.00	-11.16	1.70	120	22.74	20.10

**ANTENNA POLARITY & TEST DISTANCE: HORIZONTAL AT 3 M (802.11ac20_5500MHz)**

No.	Frequency (MHz)	Emssion Level (dBuV/m)		Limit (dBuV/m)	Margin (dB)	Antenna Height (m)	Table Angle (Degree)	Raw Value (dBuV/m)	Correction Factor (dB/m)
1	5460.00	44.87	PK	68.20	-23.33	1.60	170	36.37	8.50
2	5460.00	36.13	AV	54.00	-17.87	1.60	170	27.63	8.50
3	5470.00	46.58	PK	68.20	-21.62	1.60	170	38.08	8.50
4	5470.00	37.84	AV	54.00	-16.16	1.60	170	29.34	8.50
5	11000.00	52.69	PK	68.20	-15.51	1.60	170	31.69	21.00
6	11000.00	44.34	AV	54.00	-9.66	1.60	170	23.34	21.00

ANTENNA POLARITY & TEST DISTANCE: VERTICAL AT 3 M (802.11ac20_5500MHz)

No.	Frequency (MHz)	Emssion Level (dBuV/m)		Limit (dBuV/m)	Margin (dB)	Antenna Height (m)	Table Angle (Degree)	Raw Value (dBuV/m)	Correction Factor (dB/m)
1	5460.00	46.95	PK	68.20	-21.25	1.80	150	38.45	8.50
2	5460.00	38.10	AV	54.00	-15.9	1.80	150	29.60	8.50
3	5470.00	48.17	PK	68.20	-20.03	1.80	160	39.67	8.50
4	5470.00	39.52	AV	54.00	-14.48	1.80	160	31.02	8.50
5	11000.00	51.74	PK	68.20	-16.46	1.40	320	30.74	21.00
6	11000.00	42.89	AV	54.00	-11.11	1.40	320	21.89	21.00

**ANTENNA POLARITY & TEST DISTANCE: HORIZONTAL AT 3 M (802.11ac20_5580MHz)**

No.	Frequency (MHz)	Emssion Level (dBuV/m)		Limit (dBuV/m)	Margin (dB)	Antenna Height (m)	Table Angle (Degree)	Raw Value (dBuV/m)	Correction Factor (dB/m)
1	11160.00	52.69	PK	68.20	-15.51	1.70	280	31.19	21.50
2	11160.00	44.44	AV	54.00	-9.56	1.70	280	22.94	21.50

ANTENNA POLARITY & TEST DISTANCE: VERTICAL AT 3 M (802.11ac20_5580MHz)

No.	Frequency (MHz)	Emssion Level (dBuV/m)		Limit (dBuV/m)	Margin (dB)	Antenna Height (m)	Table Angle (Degree)	Raw Value (dBuV/m)	Correction Factor (dB/m)
1	11160.00	52.64	PK	68.20	-15.56	1.40	287	31.14	21.50
2	11160.00	43.79	AV	54.00	-10.21	1.40	287	22.29	21.50

**ANTENNA POLARITY & TEST DISTANCE: HORIZONTAL AT 3 M (802.11ac20_5700MHz)**

No.	Frequency (MHz)	Emission Level (dBuV/m)		Limit (dBuV/m)	Margin (dB)	Antenna Height (m)	Table Angle (Degree)	Raw Value (dBuV/m)	Correction Factor (dB/m)
1	5700.00	53.26	PK	68.20	-14.94	1.60	100	43.61	9.65
3	11400.00	53.27	PK	68.20	-14.93	2.00	360	31.77	21.50
4	11400.00	44.53	AV	54.00	-9.47	2.00	360	23.03	21.50

ANTENNA POLARITY & TEST DISTANCE: VERTICAL AT 3 M (802.11ac20_5700MHz)

No.	Frequency (MHz)	Emission Level (dBuV/m)		Limit (dBuV/m)	Margin (dB)	Antenna Height (m)	Table Angle (Degree)	Raw Value (dBuV/m)	Correction Factor (dB/m)
1	5700.00	52.47	PK	68.20	-15.73	1.40	200	42.82	9.65
3	11400.00	53.25	PK	68.20	-14.95	1.90	324	31.75	21.50
4	11400.00	44.67	AV	54.00	-9.33	1.90	324	23.17	21.50

**ANTENNA POLARITY & TEST DISTANCE: HORIZONTAL AT 3 M (802.11ac20_5745MHz)**

No.	Frequency (MHz)	Emission Level (dBuV/m)		Limit (dBuV/m)	Margin (dB)	Antenna Height (m)	Table Angle (Degree)	Raw Value (dBuV/m)	Correction Factor (dB/m)
1	5725.00	54.95	PK	68.20	-13.25	1.80	280	45.30	9.65
2	11490.00	51.47	PK	68.20	-16.73	1.70	240	29.77	21.70
3	11490.00	41.36	AV	54.00	-12.64	1.70	240	19.66	21.70

ANTENNA POLARITY & TEST DISTANCE: VERTICAL AT 3 M (802.11ac20_5745MHz)

No.	Frequency (MHz)	Emission Level (dBuV/m)		Limit (dBuV/m)	Margin (dB)	Antenna Height (m)	Table Angle (Degree)	Raw Value (dBuV/m)	Correction Factor (dB/m)
1	5725.00	53.26	PK	68.20	-14.94	1.50	220	43.61	9.65
2	11490.00	52.47	PK	68.20	-15.73	1.60	280	30.77	21.70
3	11490.00	42.93	AV	54.00	-11.07	1.60	280	21.23	21.70

**ANTENNA POLARITY & TEST DISTANCE: HORIZONTAL AT 3 M (802.11ac20_5785MHz)**

No.	Frequency (MHz)	Emssion Level (dBuV/m)		Limit (dBuV/m)	Margin (dB)	Antenna Height (m)	Table Angle (Degree)	Raw Value (dBuV/m)	Correction Factor (dB/m)
1	11570.00	52.22	PK	68.20	-15.98	1.80	220	30.52	21.70
2	11570.00	42.54	AV	54.00	-11.46	1.80	220	20.84	21.70

ANTENNA POLARITY & TEST DISTANCE: VERTICAL AT 3 M (802.11ac20_5785MHz)

No.	Frequency (MHz)	Emssion Level (dBuV/m)		Limit (dBuV/m)	Margin (dB)	Antenna Height (m)	Table Angle (Degree)	Raw Value (dBuV/m)	Correction Factor (dB/m)
1	11570.00	53.24	PK	68.20	-14.96	1.60	150	31.54	21.70
2	11570.00	44.66	AV	54.00	-9.34	1.60	150	22.96	21.70

**ANTENNA POLARITY & TEST DISTANCE: HORIZONTAL AT 3 M (802.11ac20_5825MHz)**

No.	Frequency (MHz)	Emission Level (dBuV/m)		Limit (dBuV/m)	Margin (dB)	Antenna Height (m)	Table Angle (Degree)	Raw Value (dBuV/m)	Correction Factor (dB/m)
1	5850.00	54.18	PK	68.20	-14.02	1.60	300	44.40	9.78
2	11650.00	52.14	PK	68.20	-16.06	1.80	280	30.24	21.90
3	11650.00	42.79	AV	54.00	-11.21	1.80	280	20.89	21.90

ANTENNA POLARITY & TEST DISTANCE: VERTICAL AT 3 M (802.11ac20_5825MHz)

No.	Frequency (MHz)	Emission Level (dBuV/m)		Limit (dBuV/m)	Margin (dB)	Antenna Height (m)	Table Angle (Degree)	Raw Value (dBuV/m)	Correction Factor (dB/m)
1	5850.00	52.18	PK	68.20	-16.02	1.50	180	42.40	9.78
2	11650.00	53.39	PK	68.20	-14.81	1.50	180	31.49	21.90
3	11650.00	43.85	AV	54.00	-10.15	1.50	180	21.95	21.90

**ANTENNA POLARITY & TEST DISTANCE: HORIZONTAL AT 3 M (802.11ac40_5190MHz)**

No.	Frequency (MHz)	Emission Level (dBuV/m)		Limit (dBuV/m)	Margin (dB)	Antenna Height (m)	Table Angle (Degree)	Raw Value (dBuV/m)	Correction Factor (dB/m)
1	5150.00	43.25	PK	68.20	-24.95	1.00	100.00	35.75	7.50
2	5150.00	32.47	AV	54.00	-21.53	1.00	100.00	24.97	7.50
3	10380.00	52.14	PK	68.20	-16.06	1.60	120.00	32.34	19.80

ANTENNA POLARITY & TEST DISTANCE: VERTICAL AT 3 M (802.11ac40_5190MHz)

No.	Frequency (MHz)	Emission Level (dBuV/m)		Limit (dBuV/m)	Margin (dB)	Antenna Height (m)	Table Angle (Degree)	Raw Value (dBuV/m)	Correction Factor (dB/m)
1	5150.00	41.36	PK	68.20	-26.84	2.00	360.00	33.86	7.50
2	5150.00	31.38	AV	54.00	-22.62	2.00	360.00	23.88	7.50
3	10380.00	53.65	PK	68.20	-14.55	1.80	250.00	33.85	19.80

**ANTENNA POLARITY & TEST DISTANCE: HORIZONTAL AT 3 M (802.11ac40_5230MHz)**

No.	Frequency (MHz)	Emssion Level (dBuV/m)		Limit (dBuV/m)	Margin (dB)	Antenna Height (m)	Table Angle (Degree)	Raw Value (dBuV/m)	Correction Factor (dB/m)
1	5350.00	43.36	PK	68.20	-24.84	1.00	200.00	35.36	8.00
2	5350.00	33.01	AV	54.00	-20.99	1.00	200.00	25.01	8.00
3	10460.00	52.36	PK	68.2	-15.84	2.00	180.00	32.46	19.90

ANTENNA POLARITY & TEST DISTANCE: VERTICAL AT 3 M (802.11ac40_5230MHz)

No.	Frequency (MHz)	Emssion Level (dBuV/m)		Limit (dBuV/m)	Margin (dB)	Antenna Height (m)	Table Angle (Degree)	Raw Value (dBuV/m)	Correction Factor (dB/m)
1	5350.00	44.15	PK	68.20	-24.05	2.00	100.00	36.15	8.00
2	5350.00	34.01	AV	54.00	-19.99	2.00	100.00	26.01	8.00
3	10460.00	51.06	PK	68.2	-17.14	1.50	360.00	31.16	19.90

**ANTENNA POLARITY & TEST DISTANCE: HORIZONTAL AT 3 M (802.11ac40_5270MHz)**

No.	Frequency (MHz)	Emission Level (dBuV/m)		Limit (dBuV/m)	Margin (dB)	Antenna Height (m)	Table Angle (Degree)	Raw Value (dBuV/m)	Correction Factor (dB/m)
1	5150.00	43.65	PK	68.20	-24.55	1.50	150.00	36.15	7.50
2	5150.00	35.30	AV	54.00	-18.7	1.50	150.00	27.80	7.50
3	10540.00	51.36	PK	68.20	-16.84	1.60	200.00	31.36	20.00

ANTENNA POLARITY & TEST DISTANCE: VERTICAL AT 3 M (802.11ac40_5270MHz)

No.	Frequency (MHz)	Emission Level (dBuV/m)		Limit (dBuV/m)	Margin (dB)	Antenna Height (m)	Table Angle (Degree)	Raw Value (dBuV/m)	Correction Factor (dB/m)
1	5150.00	43.26	PK	68.20	-24.94	1.60	260.00	35.76	7.50
2	5150.00	33.11	AV	54.00	-20.89	1.60	260.00	25.61	7.50
3	10540.00	50.36	PK	68.20	-17.84	2.00	180.00	30.36	20.00

**ANTENNA POLARITY & TEST DISTANCE: HORIZONTAL AT 3 M (802.11ac40_5310MHz)**

No.	Frequency (MHz)	Emssion Level (dBuV/m)		Limit (dBuV/m)	Margin (dB)	Antenna Height (m)	Table Angle (Degree)	Raw Value (dBuV/m)	Correction Factor (dB/m)
1	5350.00	41.26	PK	68.20	-26.94	1.00	200.00	33.26	8.00
2	5350.00	30.51	AV	54.00	-23.49	1.00	200.00	22.51	8.00
3	10640.00	50.15	PK	68.20	-18.05	2.50	120.00	30.05	20.10
4	10640.00	42.01	AV	54.00	-11.99	2.50	120.00	21.91	20.10

ANTENNA POLARITY & TEST DISTANCE: VERTICAL AT 3 M (802.11ac40_5310MHz)

No.	Frequency (MHz)	Emssion Level (dBuV/m)		Limit (dBuV/m)	Margin (dB)	Antenna Height (m)	Table Angle (Degree)	Raw Value (dBuV/m)	Correction Factor (dB/m)
1	5350.00	44.39	PK	68.20	-23.81	2.00	100.00	36.39	8.00
2	5350.00	35.04	AV	54.00	-18.96	2.00	100.00	27.04	8.00
3	10620.00	50.25	PK	68.20	-17.95	1.90	360.00	30.15	20.10
4	10620.00	41.11	AV	54.00	-12.89	1.90	360.00	21.01	20.10

**ANTENNA POLARITY & TEST DISTANCE: HORIZONTAL AT 3 M (802.11ac40_5510MHz)**

No.	Frequency (MHz)	Emission Level (dBuV/m)		Limit (dBuV/m)	Margin (dB)	Antenna Height (m)	Table Angle (Degree)	Raw Value (dBuV/m)	Correction Factor (dB/m)
1	5460.00	43.25	PK	68.20	-24.95	1.50	180.00	34.75	8.50
2	5460.00	32.51	AV	54.00	-21.49	1.50	180.00	24.01	8.50
3	5470.00	44.15	PK	68.20	-24.05	2.00	180.00	35.65	8.50
4	11020.00	52.00	PK	68.20	-16.20	1.80	320.00	31.00	21.00
5	11020.00	41.54	AV	54.00	-12.46	1.80	320.00	20.54	21.00

ANTENNA POLARITY & TEST DISTANCE: VERTICAL AT 3 M (802.11ac40_5510MHz)

No.	Frequency (MHz)	Emission Level (dBuV/m)		Limit (dBuV/m)	Margin (dB)	Antenna Height (m)	Table Angle (Degree)	Raw Value (dBuV/m)	Correction Factor (dB/m)
1	5460.00	42.36	PK	68.20	-25.84	2.00	100.00	33.86	8.50
2	5460.00	31.71	AV	54.00	-22.29	2.00	100.00	23.21	8.50
3	5470.00	43.65	PK	68.20	-24.55	1.80	360.00	35.15	8.50
4	11020.00	51.36	PK	68.20	-16.84	2.00	180.00	30.36	21.00
5	11020.00	40.51	AV	54.00	-13.49	2.00	180.00	19.51	21.00

**ANTENNA POLARITY & TEST DISTANCE: HORIZONTAL AT 3 M (802.11ac40_5670MHz)**

No.	Frequency (MHz)	Emission Level (dBuV/m)		Limit (dBuV/m)	Margin (dB)	Antenna Height (m)	Table Angle (Degree)	Raw Value (dBuV/m)	Correction Factor (dB/m)
1	11340.00	51.36	PK	68.20	-16.84	1.00	100.00	29.96	21.40
2	11340.00	40.62	AV	54.00	-13.38	1.00	100.00	19.22	21.40

ANTENNA POLARITY & TEST DISTANCE: VERTICAL AT 3 M (802.11ac40_5670MHz)

No.	Frequency (MHz)	Emission Level (dBuV/m)		Limit (dBuV/m)	Margin (dB)	Antenna Height (m)	Table Angle (Degree)	Raw Value (dBuV/m)	Correction Factor (dB/m)
1	11340.00	52.06	PK	68.20	-16.14	1.00	150.00	30.66	21.40
2	11340.00	41.48	AV	54.00	-12.52	1.00	150.00	20.08	21.40

**ANTENNA POLARITY & TEST DISTANCE: HORIZONTAL AT 3 M (802.11ac40_5755MHz)**

No.	Frequency (MHz)	Emssion Level (dBuV/m)		Limit (dBuV/m)	Margin (dB)	Antenna Height (m)	Table Angle (Degree)	Raw Value (dBuV/m)	Correction Factor (dB/m)
1	5725.00	43.36	PK	68.2	-24.84	1.80	180.00	33.71	9.65
2	11510.00	50.15	PK	68.20	-18.05	2.00	120.00	28.45	21.70
3	11510.00	39.63	AV	54.00	-14.37	2.00	120.00	17.93	21.70

ANTENNA POLARITY & TEST DISTANCE: VERTICAL AT 3 M (802.11ac40_5755MHz)

No.	Frequency (MHz)	Emssion Level (dBuV/m)		Limit (dBuV/m)	Margin (dB)	Antenna Height (m)	Table Angle (Degree)	Raw Value (dBuV/m)	Correction Factor (dB/m)
1	5725.00	43.62	PK	68.2	-24.58	1.20	200.00	33.97	9.65
2	11510.00	52.29	PK	68.20	-15.91	2.00	180.00	30.59	21.70
3	11510.00	41.75	AV	54.00	-12.25	2.00	180.00	20.05	21.70

**ANTENNA POLARITY & TEST DISTANCE: HORIZONTAL AT 3 M (802.11ac40_5795MHz)**

No.	Frequency (MHz)	Emssion Level (dBuV/m)		Limit (dBuV/m)	Margin (dB)	Antenna Height (m)	Table Angle (Degree)	Raw Value (dBuV/m)	Correction Factor (dB/m)
1	5850.00	42.25	PK	68.20	-25.95	1.40	100.00	32.47	9.78
2	11590.00	52.36	PK	68.20	-15.84	1.60	0.00	30.56	21.80
3	11590.00	41.68	AV	54.00	-12.32	1.60	0.00	19.88	21.80

ANTENNA POLARITY & TEST DISTANCE: VERTICAL AT 3 M (802.11ac40_5795MHz)

No.	Frequency (MHz)	Emssion Level (dBuV/m)		Limit (dBuV/m)	Margin (dB)	Antenna Height (m)	Table Angle (Degree)	Raw Value (dBuV/m)	Correction Factor (dB/m)
1	5850.00	44.15	PK	68.20	-24.05	1.20	360.00	34.37	9.78
2	11590.00	56.25	PK	68.20	-11.95	2.00	120.00	34.45	21.80
3	11590.00	45.67	AV	54.00	-8.33	2.00	120.00	23.87	21.80



ANTENNA POLARITY & TEST DISTANCE: HORIZONTAL AT 3 M (802.11ac-VHT80_5210MHz)									
No.	Frequency (MHz)	Emission Level (dBuV/m)		Limit (dBuV/m)	Margin (dB)	Antenna Height (m)	Table Angle (Degree)	Raw Value (dBuV/m)	Correction Factor (dB/m)
1	5150.00	54.87	PK	68.20	-13.33	1.50	320.00	47.37	7.50
2	5150.00	44.21	AV	54.00	-9.79	1.50	320.00	36.71	7.50
3	10420.00	55.68	PK	68.20	-12.52	1.50	320.00	35.78	19.90
ANTENNA POLARITY & TEST DISTANCE: VERTICAL AT 3 M (802.11ac-VHT80_5210MHz)									
No.	Frequency (MHz)	Emission Level (dBuV/m)		Limit (dBuV/m)	Margin (dB)	Antenna Height (m)	Table Angle (Degree)	Raw Value (dBuV/m)	Correction Factor (dB/m)
1	5150.00	55.34	PK	68.20	-12.86	1.60	320.00	47.84	7.50
2	5150.00	45.36	AV	54.00	-8.64	1.60	320.00	37.86	7.50
3	10420.00	56.35	PK	68.20	-11.85	1.60	320.00	36.45	19.90



ANTENNA POLARITY & TEST DISTANCE: HORIZONTAL AT 3 M (802.11ac-VHT80_5290MHz)									
No.	Frequency (MHz)	Emission Level (dBuV/m)		Limit (dBuV/m)	Margin (dB)	Antenna Height (m)	Table Angle (Degree)	Raw Value (dBuV/m)	Correction Factor (dB/m)
1	5350.00	54.53	PK	68.20	-13.67	2.00	120.00	46.53	8.00
2	5350.00	44.18	AV	54.00	-9.82	2.00	120.00	36.18	8.00
3	10580.00	56.32	PK	68.20	-11.88	2.00	330.00	36.32	20.00
4	10580.00	46.20	AV	54.00	-7.80	2.00	330.00	26.20	20.00

ANTENNA POLARITY & TEST DISTANCE: VERTICAL AT 3 M (802.11ac-VHT80_5290MHz)									
No.	Frequency (MHz)	Emission Level (dBuV/m)		Limit (dBuV/m)	Margin (dB)	Antenna Height (m)	Table Angle (Degree)	Raw Value (dBuV/m)	Correction Factor (dB/m)
1	5350.00	56.84	PK	68.20	-11.36	1.50	160.00	48.84	8.00
2	5350.00	46.70	AV	54.00	-7.30	1.50	160.00	38.70	8.00
3	10580.00	55.00	PK	68.20	-21.54	1.60	220.00	35.00	20.00
4	10580.00	44.65	AV	54.00	-11.60	1.60	220.00	24.65	20.00



ANTENNA POLARITY & TEST DISTANCE: HORIZONTAL AT 3 M (802.11ac-VHT80_5530MHz)									
No.	Frequency (MHz)	Emission Level (dBuV/m)		Limit (dBuV/m)	Margin (dB)	Antenna Height (m)	Table Angle (Degree)	Raw Value (dBuV/m)	Correction Factor (dB/m)
1	5460.00	46.35	PK	68.20	-21.85	1.60	300.00	37.85	8.50
2	5460.00	38.61	AV	54.00	-15.39	1.60	300.00	30.11	8.50
3	5470.00	44.36	PK	68.20	-23.84	1.60	300.00	35.86	8.50
4	5470.00	36.62	AV	54.00	-17.38	1.60	300.00	28.12	8.50
5	11060.00	49.65	PK	68.20	-18.55	1.50	200.00	28.65	21.00
ANTENNA POLARITY & TEST DISTANCE: VERTICAL AT 3 M (802.11ac-VHT80_5530MHz)									
No.	Frequency (MHz)	Emission Level (dBuV/m)		Limit (dBuV/m)	Margin (dB)	Antenna Height (m)	Table Angle (Degree)	Raw Value (dBuV/m)	Correction Factor (dB/m)
1	5460.00	48.65	PK	68.20	-19.55	1.00	120.00	40.15	8.50
2	5460.00	40.00	AV	54.00	-14.00	1.00	120.00	31.50	8.50
3	5470.00	46.66	PK	68.20	-21.54	1.60	80.00	38.16	8.50
4	5470.00	38.01	AV	54.00	-15.99	1.60	80.00	29.51	8.50
5	11060.00	51.24	PK	68.20	-16.96	2.00	100.00	30.24	21.00
6	11060.00	43.39	AV	54.00	-10.61	2.00	100.00	22.39	21.00



ANTENNA POLARITY & TEST DISTANCE: HORIZONTAL AT 3 M (802.11ac-VHT80_5775MHz)									
No.	Frequency (MHz)	Emission Level (dBuV/m)		Limit (dBuV/m)	Margin (dB)	Antenna Height (m)	Table Angle (Degree)	Raw Value (dBuV/m)	Correction Factor (dB/m)
1	5460.00	49.96	PK	68.20	-18.24	1.50	270.00	40.18	9.78
2	5460.00	42.22	AV	54.00	-11.78	1.50	270.00	32.44	9.78
3	11550.00	52.37	PK	68.20	-15.83	1.80	190.00	30.57	21.80
4	11550.00	44.63	AV	54.00	-9.37	1.80	190.00	22.83	21.80
ANTENNA POLARITY & TEST DISTANCE: VERTICAL AT 3 M (802.11ac-VHT80_5775MHz)									
No.	Frequency (MHz)	Emission Level (dBuV/m)		Limit (dBuV/m)	Margin (dB)	Antenna Height (m)	Table Angle (Degree)	Raw Value (dBuV/m)	Correction Factor (dB/m)
1	5460.00	52.39	PK	68.20	-15.81	1.70	300.00	42.61	9.78
2	5460.00	43.74	AV	54.00	-10.26	1.70	300.00	33.96	9.78
3	11550.00	51.04	PK	68.20	-17.16	1.50	280.00	29.24	21.80
4	11550.00	43.46	AV	54.00	-10.54	1.50	280.00	21.66	21.80

REMARKS:

1. Emission Level(dBuV/m) = Raw Value(dBuV) + Correction Factor(dB/m)
2. Correction Factor(dB/m) = Antenna Factor(dB/m) + Cable Factor(dB)
3. The other emission levels were very low against the limit.
4. Margin value = Emission Level – Limit value

2.7. Conducted Emission

2.7.1. Limit of Conducted Emission

FCC 15.207,

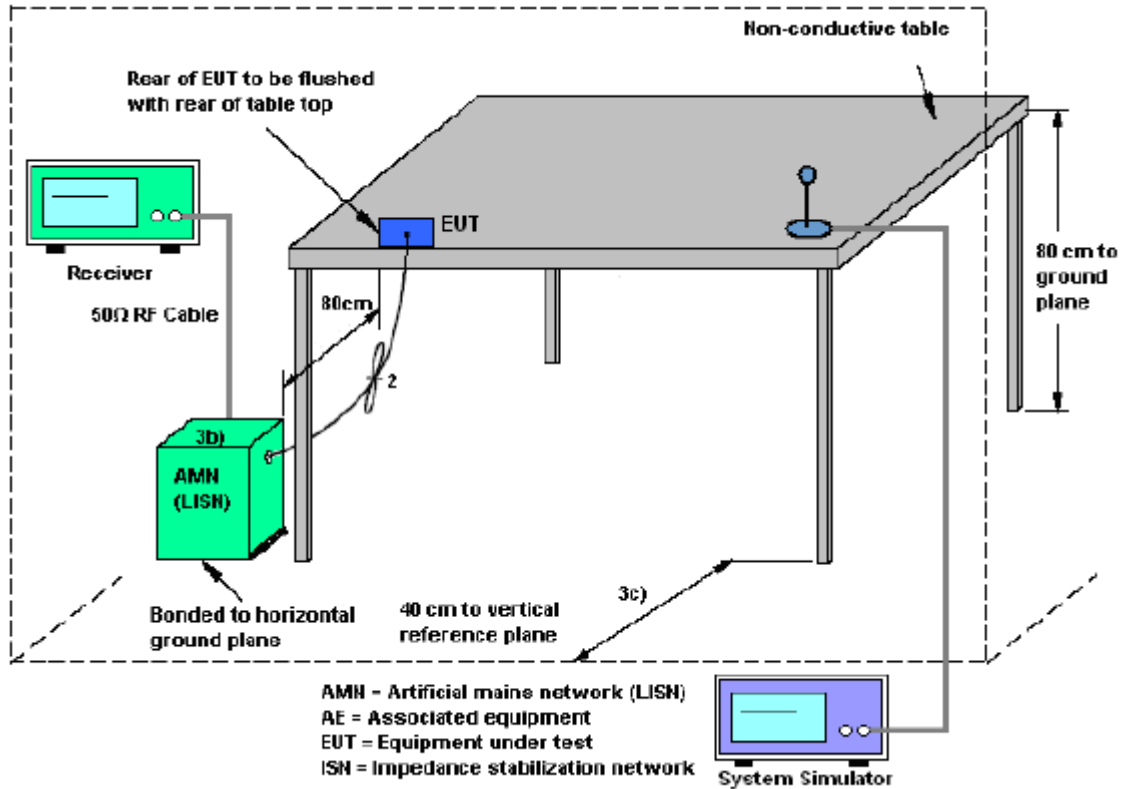
For equipment that is designed to be connected to the public utility (AC) power line, the radio frequency voltage that is conducted back onto the AC power line on any frequency or frequencies within the band 150 kHz to 30 MHz shall not exceed the limits in the following table.

Frequency range (MHz)	Conducted Limit (dB μ V)	
	Quai-peak	Average
0.15 - 0.50	66 to 56	56 to 46
0.50 - 5	56	46
5 - 30	60	50

2.7.2. Measuring Instruments

The measuring equipment is listed in the section 3 of this test report.

2.7.3. Test Setup



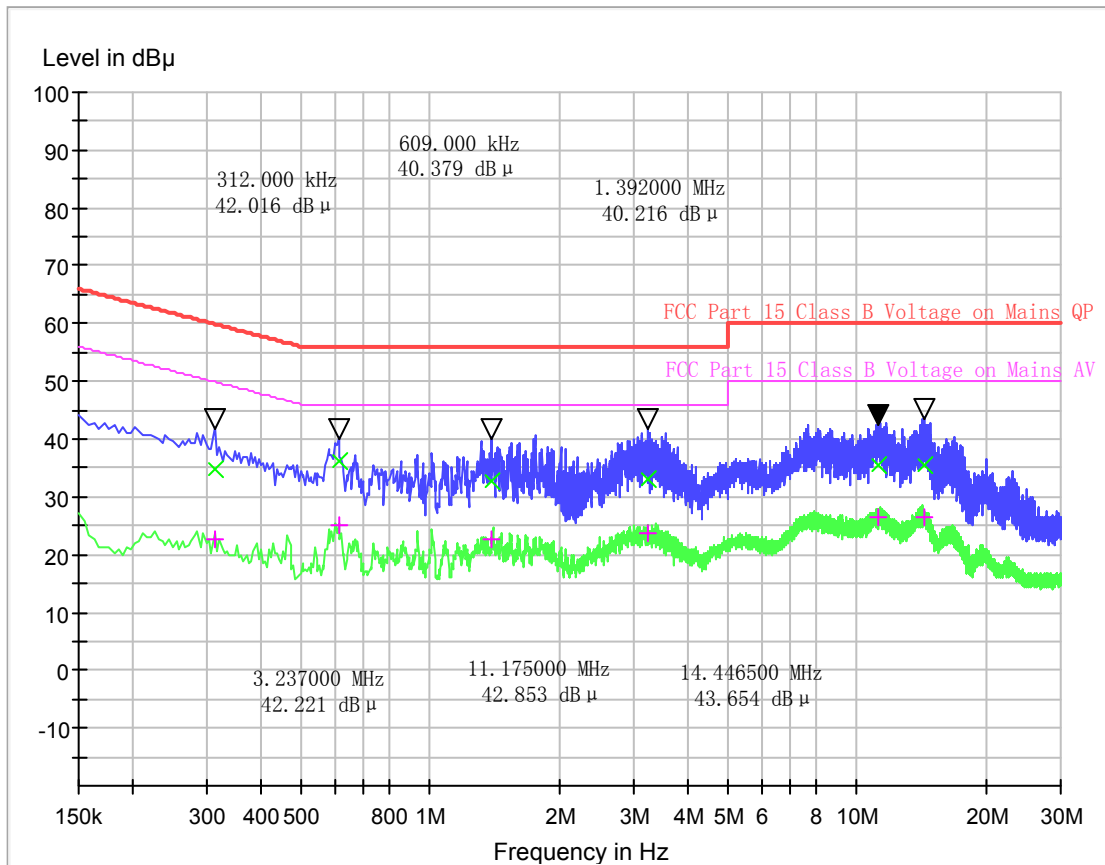
2.7.4. Test Procedures

1. The EUT was placed 0.4 meter from the conducting wall of the shielding room was kept at least 80 centimeters from any other grounded conducting surface.
2. Connect EUT to the power mains through a line impedance stabilization network (LISN).
3. All the support units are connecting to the other LISN.
4. The LISN provides 50 ohm coupling impedance for the measuring instrument.
5. The FCC states that a 50 ohm, 50 microhenry LISN should be used.
6. Both sides of AC line were checked for maximum conducted interference.
7. The frequency range from 150 kHz to 30 MHz was searched.
8. Set the test-receiver system to Peak Detect Function and specified bandwidth (IF Bandwidth = 9kHz) with Maximum Hold Mode. Then measurement is also conducted by Average Detector and Quasi-Peak Detector Function respectively.

2.7.5. Test Results of Conducted Emission

The EUT configuration of the emission tests is 5G WLAN Link + USB Cable (Charging from Adapter)

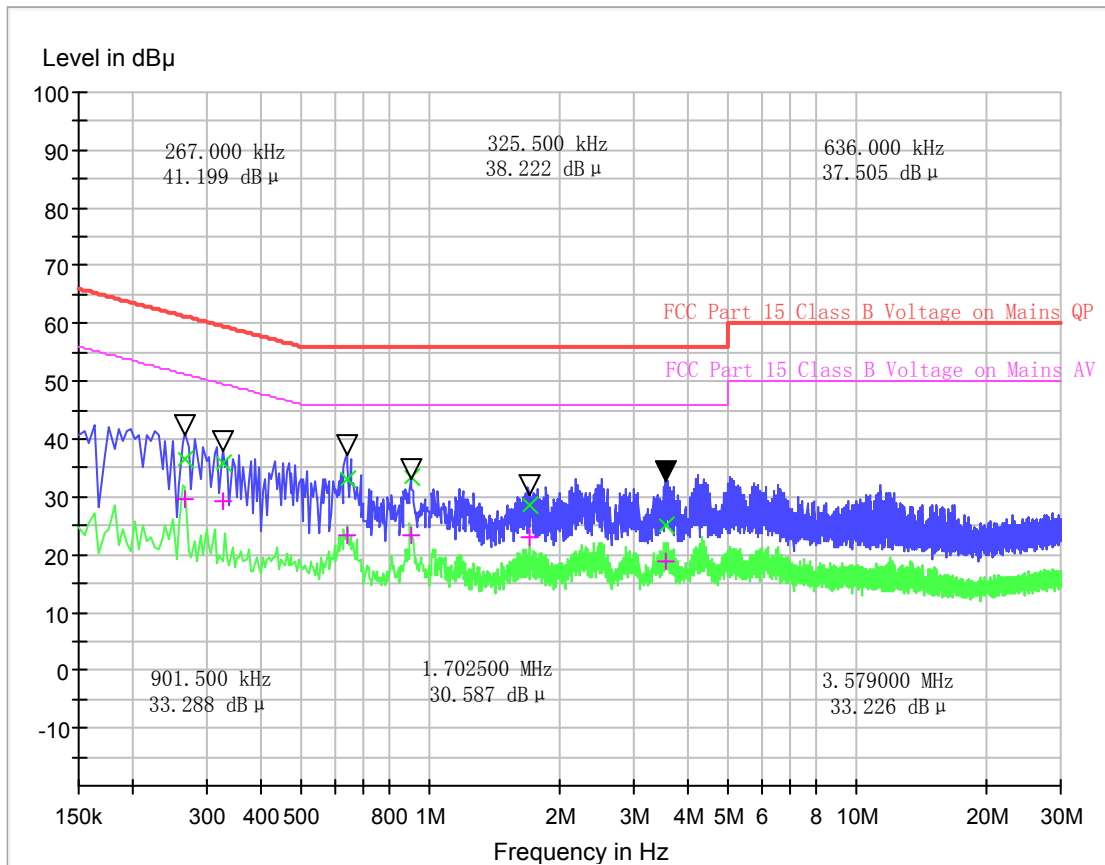
Note: the test plot of below Conducted Emission only show the PK value, the QP, AV value please see the table.



Conducted Disturbance at Mains Terminals

L Test Data

QP				AV			
Fre. (MHz)	Limits (dBµV)	Mea. Value (dBµV)	Margin (dB)	Fre. (MHz)	Limits (dBµV)	Mea. Value (dBµV)	Margin (dB)
0.312	59.9	34.97	24.93	0.312	49.9	22.77	27.13
0.609	56.0	36.03	19.97	0.609	46.0	25.22	20.78
1.392	56.0	32.74	23.26	1.392	46.0	22.76	23.24
3.237	56.0	33.23	22.77	3.237	46.0	23.78	22.22
11.175	60.0	35.44	24.56	11.175	50.0	26.62	23.38
14.4465	60.0	35.46	24.54	14.4465	50.0	26.44	23.56



Conducted Disturbance at Mains Terminals							
N Test Data							
QP				AV			
Fre. (MHz)	Limits (dBµV)	Mea. Value (dBµV)	Margin (dB)	Fre. (MHz)	Limits (dBµV)	Mea. Value (dBµV)	Margin (dB)
0.6675	56.0	29.80	26.2	0.6675	46.0	18.84	27.16
1.3380	56.0	29.45	26.55	1.3380	46.0	19.79	26.21
3.300	56.0	30.89	25.11	3.300	46.0	22.08	23.92
8.079	60.0	32.38	27.62	8.079	50.0	25.18	24.82
11.1975	60.0	33.63	26.37	11.1975	50.0	25.78	24.22
14.451	60.0	33.93	26.07	14.451	50.0	26.16	23.84

Test result:PASS

3. List of measuring equipment

Item	Test Equipment	Manufacturer	Model No.	Serial No.	Cal Date	Due Date
1	EMI TEST RECEIVER	R&S	ESW26	A180502935	2018.11.1	2019.10.31
2	TURNTABLE	ETS	2088	2149	N/A	N/A
3	ANTENNA MAST	ETS	2075	2346	N/A	N/A
4	EMI TEST Software	R&S	ESK1	N/A	N/A	N/A
5	Horn antenna (18GHz~26.5GHz)	AR	AT4002A	305753	2017.11.10	2020.11.09
6	Amplifer	MILMEGA	80RF1000-250	A140901925	2017.10.09	2020.10.08
7	JS amplifer	AR	25S1G4AM1	A0304248	2017.10.09	2020.10.08
8	High pass filter	Compliance Direction systems	BSU-6	34202	2018.11.11	2019.11.10
9	Horn Antenna	ShwarzBeck	9120D	1012	2018.11.11	2019.11.10
10	Horn Antenna	ShwarzBeck	BBHA9170	25841	2018.11.11	2019.11.10
11	ULTRA-BROADB AND ANTENNA	R&S	HL562	A0304224	2017.07.14	2020.07.13
12	Passive Loop Antenna	R&S	HFH2-Z2	100047	2019.04.26	2022.04.25
13	Temperature chamber	Dongguan gaoda instrument CO.LTD	GD-7005-100	130130101	2019.04.22	2020.04.21
14	Spectrum Analyzer	Keysight	N9030A	A160702554	2018.11.15	2019.11.14
15	Power Supply	R&S	NGMO1	101037	2018.08.06	2019.08.05



Appendix A

Output power

Test results

Test results of band U-NII-1 (5150 ~ 5250 MHz)

U-NII-1 AVGSA Output Power					
Mode	Test Frequency (MHz)	Max Power (dBm)	FCC Limit (dBm)	IC Limit (dBm)	Result
802.11n (20MHz)	5180	13.53	24	/	Pass
802.11n (20MHz)	5220	14.02			Pass
802.11n (20MHz)	5240	14.44			Pass
802.11n (40MHz)	5190	13.42			Pass
802.11n (40MHz)	5230	13.55			Pass
802.11ac (20MHz)	5180	12.09			Pass
802.11ac (20MHz)	5220	12.81			Pass
802.11ac (20MHz)	5240	13.19			Pass
802.11ac (40MHz)	5190	13.03			Pass
802.11ac (40MHz)	5230	13.58			Pass
802.11ac (80MHz)	5210	11.54			Pass
802.11a (20MHz)	5180	15.19			Pass
802.11a (20MHz)	5220	15.82			Pass
802.11a (20MHz)	5240	16.22			Pass

U-NII-1 Maximum e.i.r.p				
Mode	Test Frequency (MHz)	EIRP(dBm)	IC Limit (dBm)	Result
802.11n (20MHz)	5180	11.03	22.48	Pass
802.11n (20MHz)	5220	11.52	22.49	Pass
802.11n (20MHz)	5240	11.94	22.49	Pass
802.11n (40MHz)	5190	10.92	23	Pass
802.11n (40MHz)	5230	11.05	23	Pass
802.11ac (20MHz)	5180	9.59	22.48	Pass
802.11ac (20MHz)	5220	10.31	22.48	Pass
802.11ac (20MHz)	5240	10.69	22.19	Pass
802.11ac (40MHz)	5190	10.53	23	Pass
802.11ac (40MHz)	5230	11.08	23	Pass
802.11ac (80MHz)	5210	9.04	23	Pass
802.11a (20MHz)	5180	12.69	22.19	Pass
802.11a (20MHz)	5220	13.32	22.19	Pass
802.11a (20MHz)	5240	13.72	22.20	Pass

Note: According to RSS247 Clause 6.2.1.1, the maximum e.i.r.p. shall not exceed 200 mW or $10 + 10 \log_{10} B$, dBm, whichever power is less. B is the 99% emission bandwidth in megahertz.

**Test results of band U-NII-2A (5250 ~ 5350 MHz)**

U-NII-2a AVGSA Output Power					
Mode	Test Frequency (MHz)	Max Power (dBm)	FCC Limit (dBm)	IC Limit (dBm)	Result
802.11n (20MHz)	5260	10.72	23.16	23.47	Pass
802.11n (20MHz)	5300	11.71	23.18	23.47	Pass
802.11n (20MHz)	5320	11.75	23.18	23.47	Pass
802.11n (40MHz)	5270	11.19	24	24	Pass
802.11n (40MHz)	5310	11.57	24	24	Pass
802.11ac (20MHz)	5260	10.80	23.06	23.48	Pass
802.11ac (20MHz)	5300	11.24	23.06	23.48	Pass
802.11ac (20MHz)	5320	11.60	23.04	23.48	Pass
802.11ac (40MHz)	5270	11.30	24	24	Pass
802.11ac (40MHz)	5310	11.62	24	24	Pass
802.11ac (80MHz)	5290	12.90	24	24	Pass
802.11a (20MHz)	5260	10.85	23.20	23.18	Pass
802.11a (20MHz)	5300	11.43	23.13	23.18	Pass
802.11a (20MHz)	5320	11.85	23.09	23.18	Pass



U-NII-2a Maximum e.i.r.p				
Mode	Test Frequency (MHz)	EIRP(dBm)	IC Limit (dBm)	Result
802.11n (20MHz)	5260	8.22	29.47	Pass
802.11n (20MHz)	5300	9.21	29.47	Pass
802.11n (20MHz)	5320	9.25	29.47	Pass
802.11n (40MHz)	5270	8.69	30	Pass
802.11n (40MHz)	5310	9.07	30	Pass
802.11ac (20MHz)	5260	8.3	29.48	Pass
802.11ac (20MHz)	5300	8.74	29.48	Pass
802.11ac (20MHz)	5320	9.1	29.48	Pass
802.11ac (40MHz)	5270	8.8	30	Pass
802.11ac (40MHz)	5310	9.12	30	Pass
802.11ac (80MHz)	5290	10.4	30	Pass
802.11a (20MHz)	5260	8.35	29.18	Pass
802.11a (20MHz)	5300	8.93	29.18	Pass
802.11a (20MHz)	5320	9.35	29.18	Pass

Note: According to RSS247 Clause6.2.2.1, The maximum e.i.r.p. shall not exceed 1.0 W or $17 + 10 \log_{10} B$, dBm, whichever is less. B is the 99% emission bandwidth in megahertz

Test results of band U-NII-2C (5470 ~ 5725 MHz)

U-NII-2C AVGSA Output Power					
Mode	Test Frequency (MHz)	Max Power (dBm)	FCC Limit (dBm)	IC Limit (dBm)	Result
802.11n (20MHz)	5500	11.91	23.13	23.47	Pass
802.11n (20MHz)	5600	12.42	23.15	23.48	Pass
802.11n (20MHz)	5700	13.09	23.22	23.18	Pass
802.11n (40MHz)	5510	12.94	24	24	Pass
802.11n (40MHz)	5590	13.59	24	24	Pass
802.11n (40MHz)	5670	14.75	24	24	Pass
802.11ac (20MHz)	5500	11.80	23.15	23.48	Pass
802.11ac (20MHz)	5600	12.25	23.19	23.48	Pass
802.11ac (20MHz)	5700	13.22	23.13	23.48	Pass
802.11ac (40MHz)	5510	12.67	24	24	Pass
802.11ac (40MHz)	5590	13.45	24	24	Pass
802.11ac (40MHz)	5670	14.56	24	24	Pass
802.11ac (80MHz)	5530	11.68	24	24	Pass
802.11a (20MHz)	5500	12.19	24	24	Pass
802.11a (20MHz)	5600	12.52	23.03	23.18	Pass
802.11a (20MHz)	5700	13.35	23.14	23.18	Pass



U-NII-2C Maximum e.i.r.p				
Mode	Test Frequency (MHz)	EIRP(dBm)	IC Limit (dBm)	Result
802.11n (20MHz)	5500	9.41	29.47	Pass
802.11n (20MHz)	5600	9.92	29.48	Pass
802.11n (20MHz)	5700	10.59	29.18	Pass
802.11n (40MHz)	5510	10.44	30	Pass
802.11n (40MHz)	5590	11.09	30	Pass
802.11n (40MHz)	5670	12.25	30	Pass
802.11ac (20MHz)	5500	9.3	29.48	Pass
802.11ac (20MHz)	5600	9.75	29.48	Pass
802.11ac (20MHz)	5700	10.72	29.48	Pass
802.11ac (40MHz)	5510	10.17	30	Pass
802.11ac (40MHz)	5590	10.95	30	Pass
802.11ac (40MHz)	5670	12.06	30	Pass
802.11ac (80MHz)	5530	9.18	30	Pass
802.11a (20MHz)	5500	9.69	30	Pass
802.11a (20MHz)	5600	10.02	29.18	Pass
802.11a (20MHz)	5700	10.85	29.18	Pass

Note: According to RSS247 Clause6.2.3.1, The maximum e.i.r.p. shall not exceed 1.0 W or $17 + 10 \log_{10} B$, dBm, whichever is less. B is the 99% emission bandwidth in megahertz

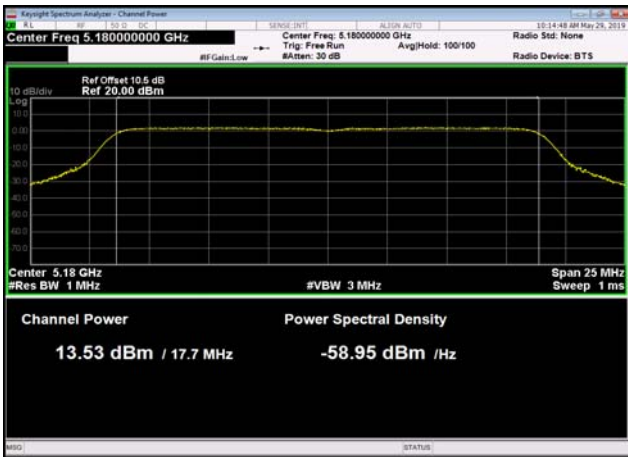
**Conducted Power Test results of band U-NII-3 (5725 ~ 5850 MHz)**

U-NII-3 AVGSA Output Power					
Mode	Test Frequency (MHz)	Max Power (dBm)	FCC Limit (dBm)	IC Limit (dBm)	Result
802.11n (20MHz)	5745	11.96	30	/	Pass
802.11n (20MHz)	5785	11.82			Pass
802.11n (20MHz)	5825	11.58			Pass
802.11n (40MHz)	5755	12.65			Pass
802.11n (40MHz)	5795	12.75			Pass
802.11ac (20MHz)	5745	11.98			Pass
802.11ac (20MHz)	5785	11.83			Pass
802.11ac (20MHz)	5825	11.52			Pass
802.11ac (40MHz)	5755	13.03			Pass
802.11ac (40MHz)	5795	12.78			Pass
802.11ac (80MHz)	5775	11.13			Pass
802.11a (20MHz)	5745	11.98			Pass
802.11a (20MHz)	5785	11.99			Pass
802.11a (20MHz)	5825	11.58			

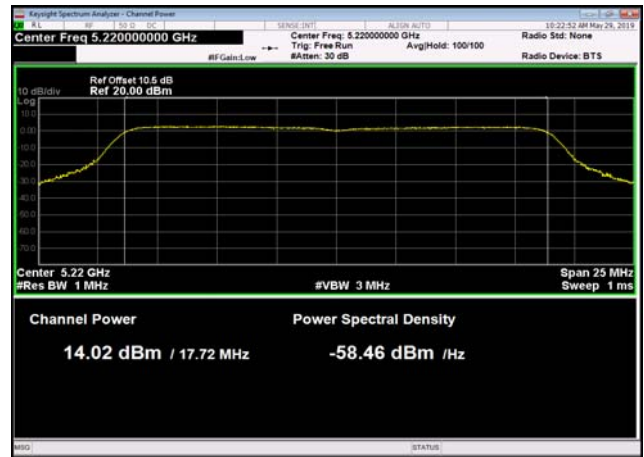


Test plots

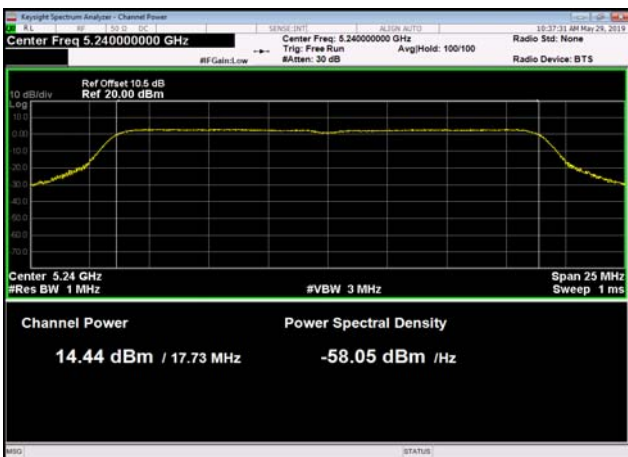
U-NII-1 Output Power-802.11n(20MHz)
,5180MHz



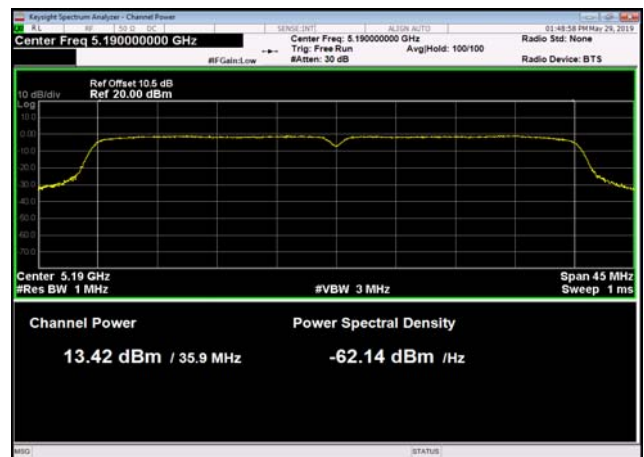
U-NII-1 Output Power-802.11n(20MHz)
,5220MHz



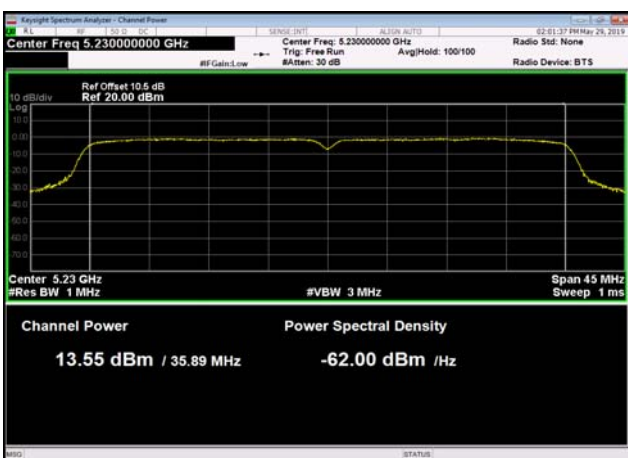
U-NII-1 Output Power-802.11n(20MHz)
,5240MHz



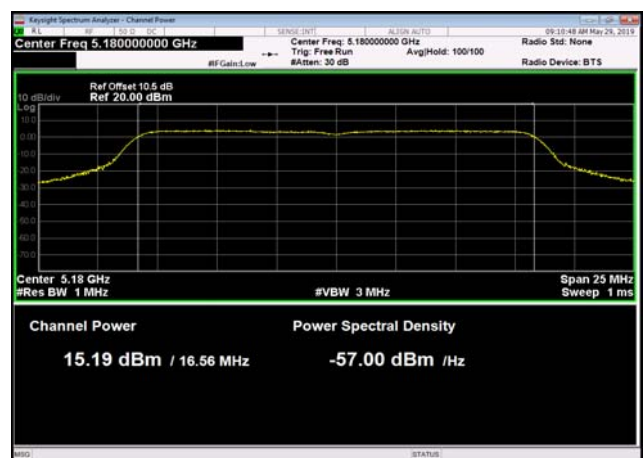
U-NII-1 Output Power-802.11n(40MHz)
,5190MHz



U-NII-1 Output Power-802.11n(40MHz)
,5230MHz

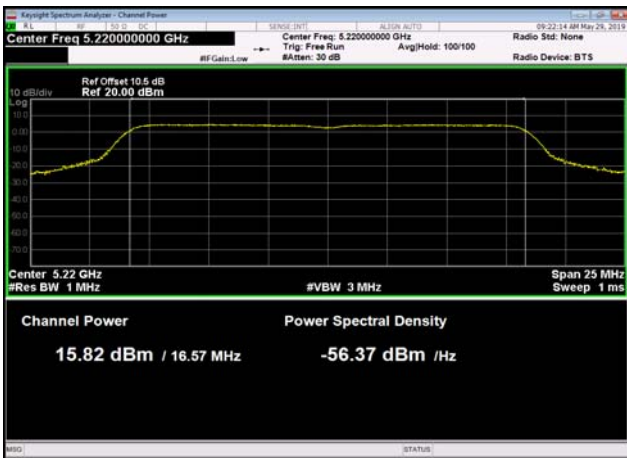


U-NII-1 Output Power-802.11a(20MHz)
,5180MHz

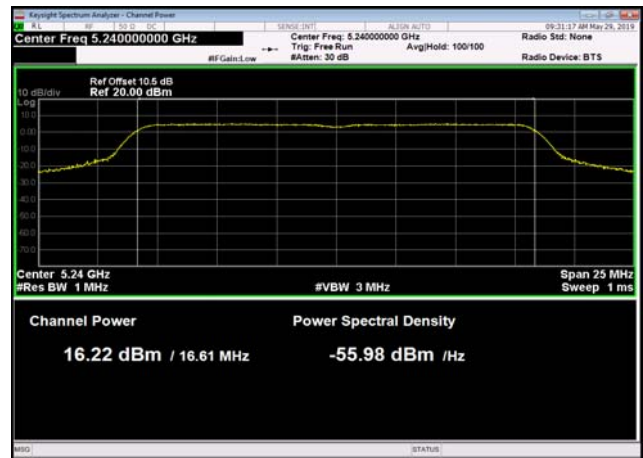




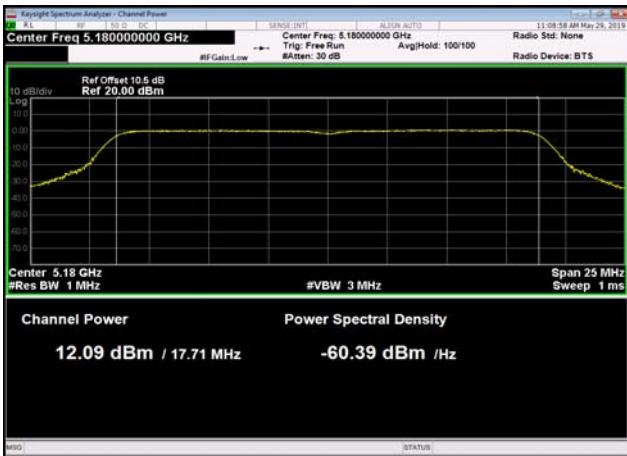
U-NII-1 Output Power-802.11a(20MHz)
,5220MHz



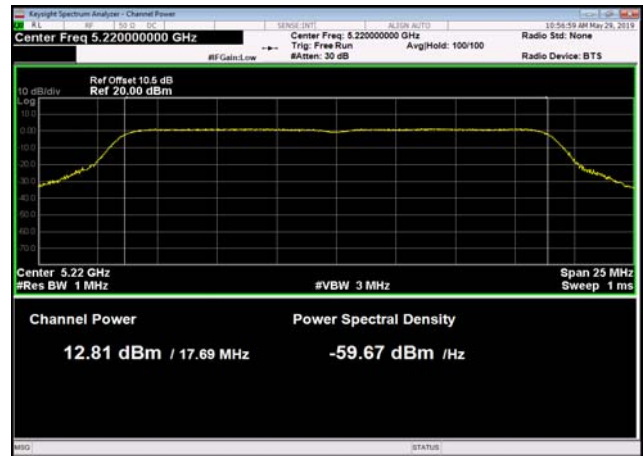
U-NII-1 Output Power-802.11a(20MHz)
,5240MHz



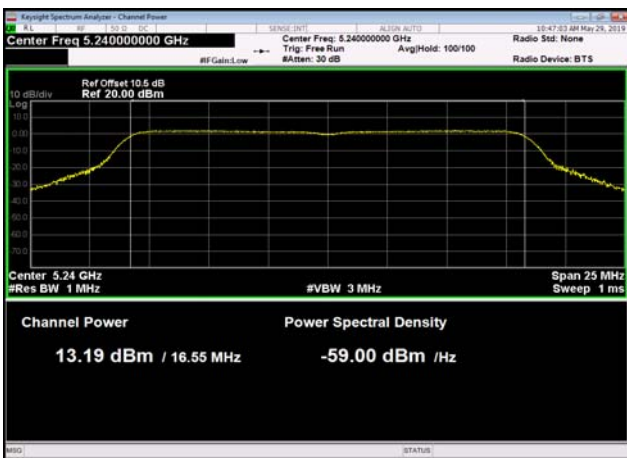
U-NII-1 Output Power-802.11ac(20MHz)
,5180MHz



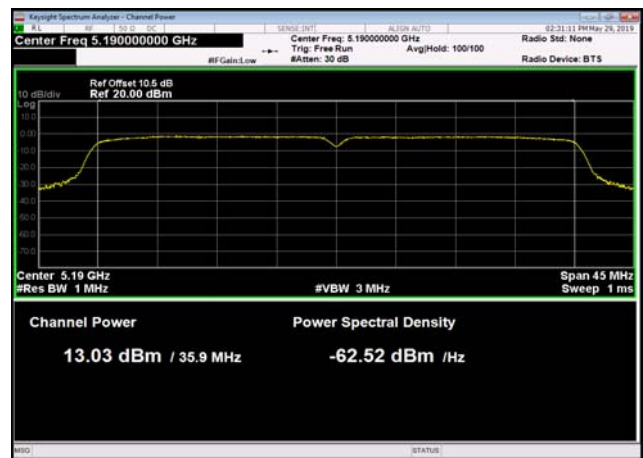
U-NII-1 Output Power-802.11ac(20MHz)
,5220MHz



U-NII-1 Output Power-802.11ac(20MHz)
,5240MHz

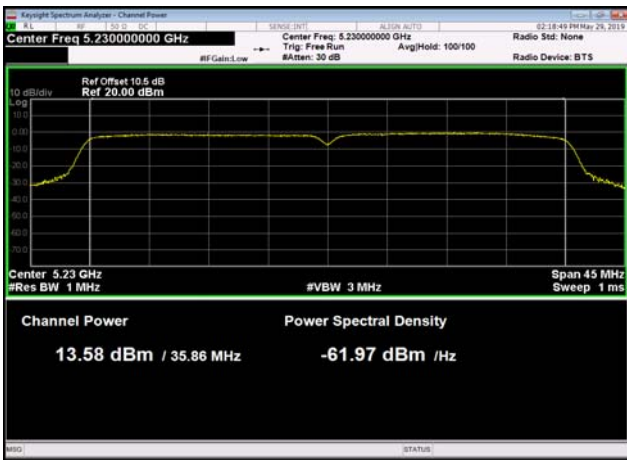


U-NII-1 Output Power-802.11ac(40MHz)
,5190MHz

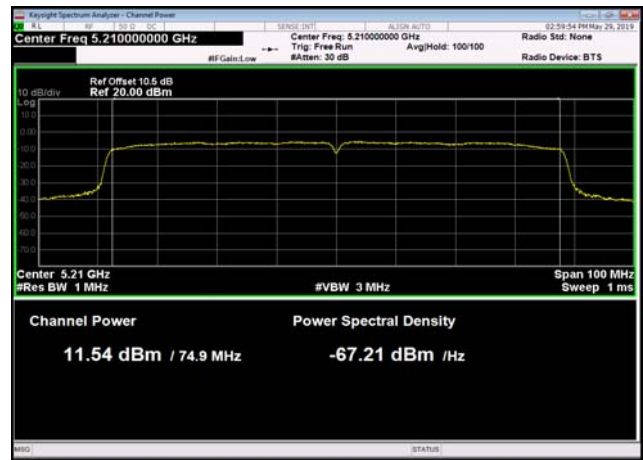




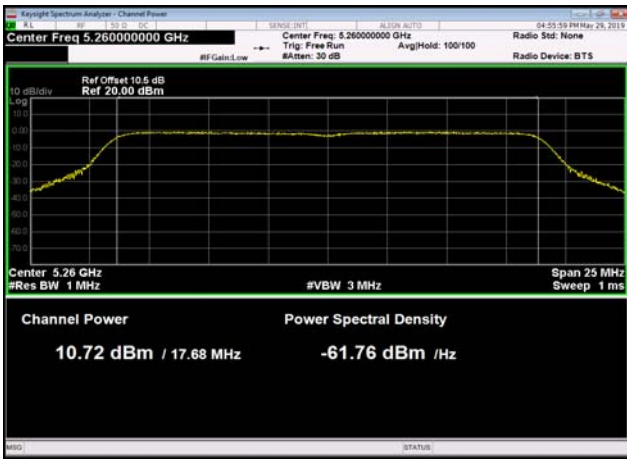
U-NII-1 Output Power-802.11ac(40MHz)
,5230MHz



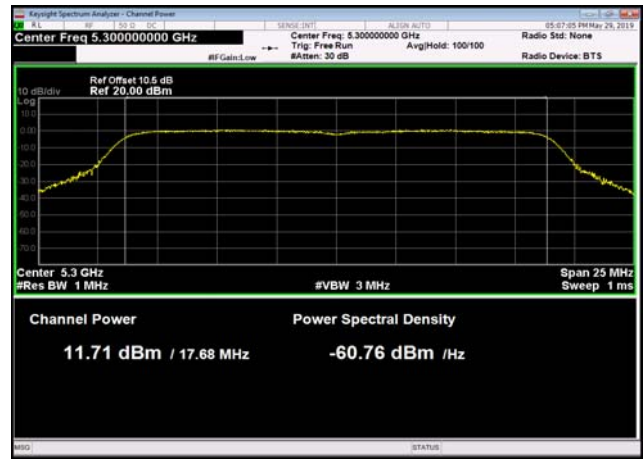
U-NII-1 Output Power-802.11ac(80MHz)
,5210MHz



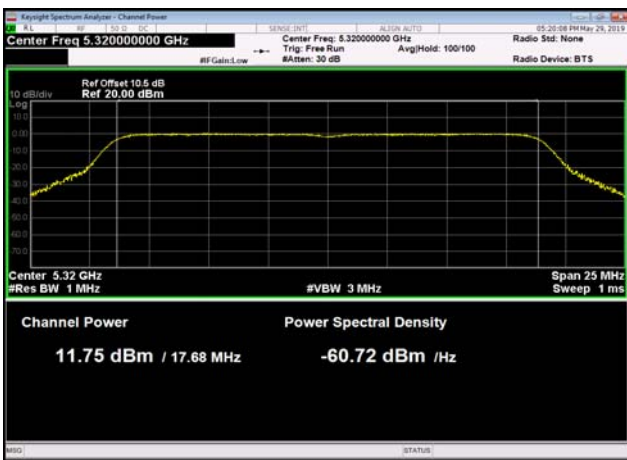
U-NII-2a Output Power-802.11n(20MHz)
,5260MHz



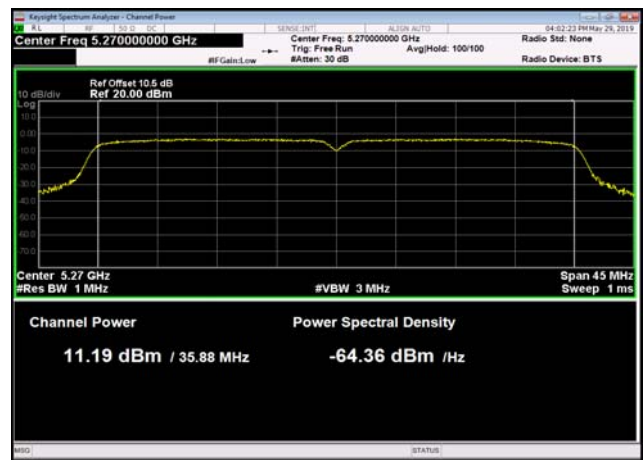
U-NII-2a Output Power-802.11n(20MHz)
,5300MHz



U-NII-2a Output Power-802.11n(20MHz)
,5320MHz

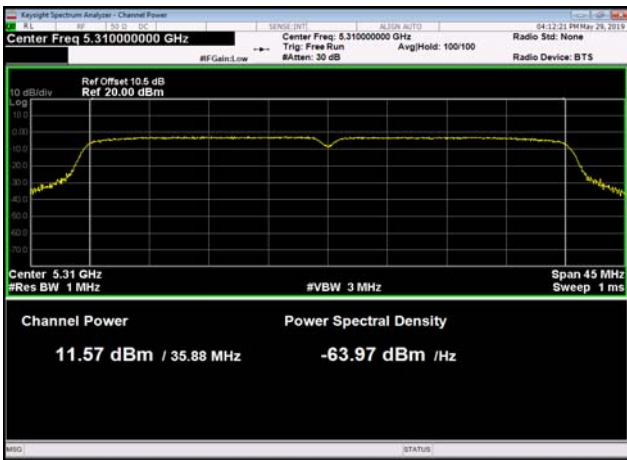


U-NII-2a Output Power-802.11n(40MHz)
,5270MHz

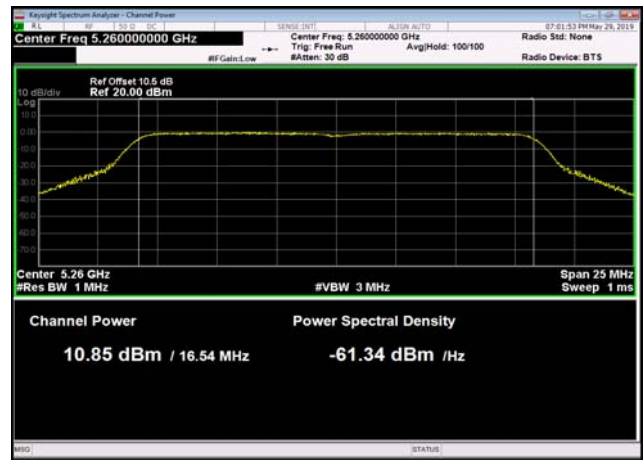




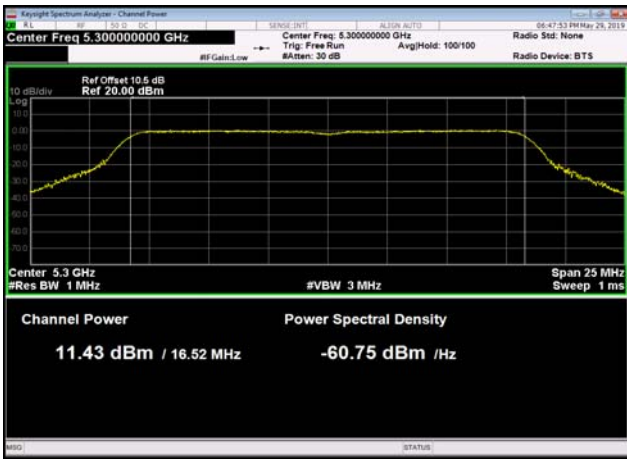
U-NII-2a Output Power-802.11n(40MHz)
,5310MHz



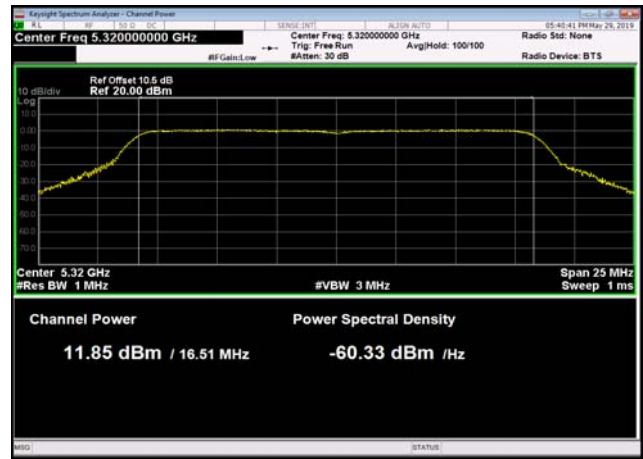
U-NII-2a Output Power-802.11a(20MHz)
,5260MHz



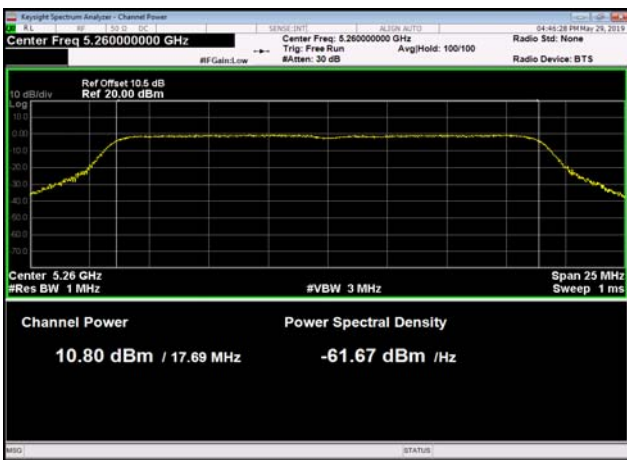
U-NII-2a Output Power-802.11a(20MHz)
,5300MHz



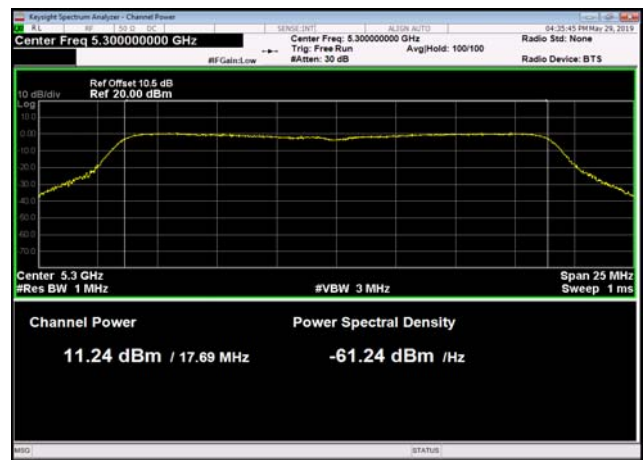
U-NII-2a Output Power-802.11a(20MHz)
,5320MHz



U-NII-2a Output Power-802.11ac(20MHz)
,5260MHz

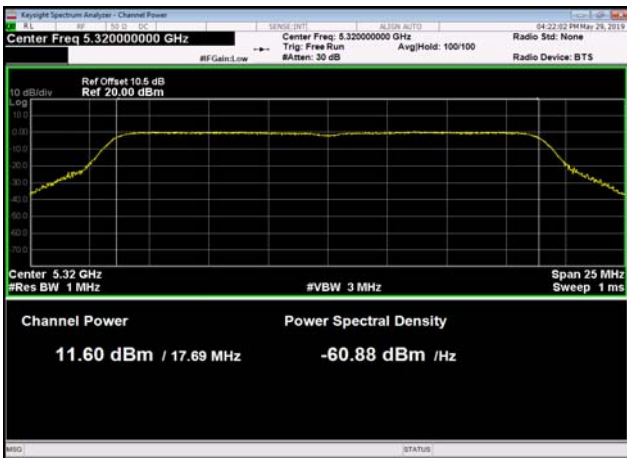


U-NII-2a Output Power-802.11ac(20MHz)
,5300MHz

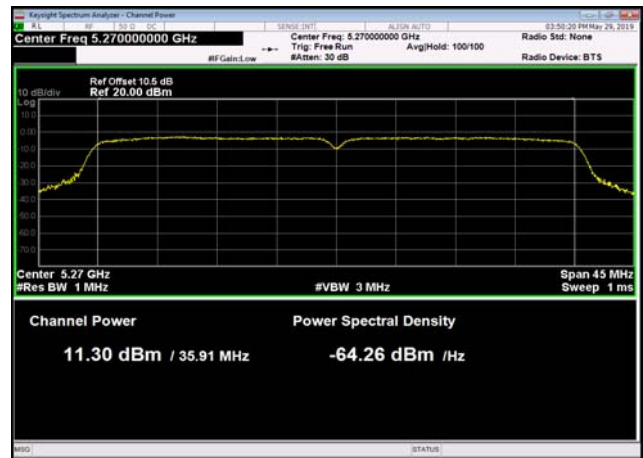




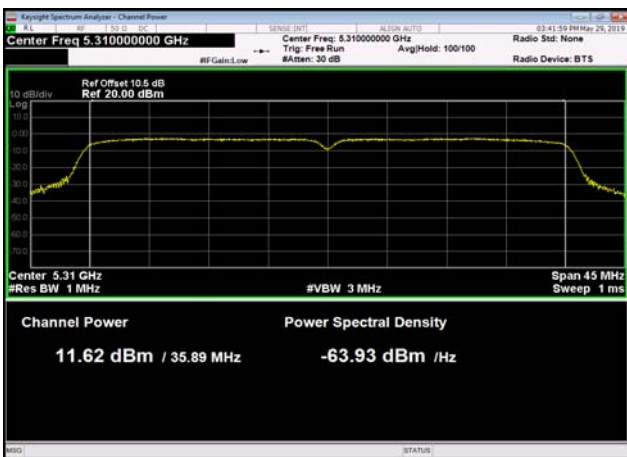
U-NII-2a Output Power-802.11ac(20MHz)
,5320MHz



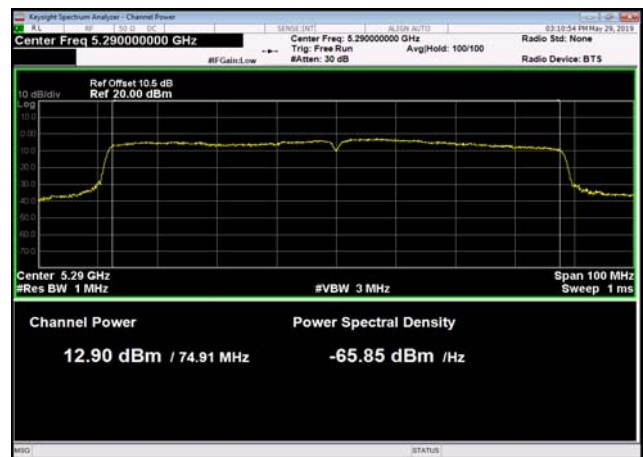
U-NII-2a Output Power-802.11ac(40MHz)
,5270MHz



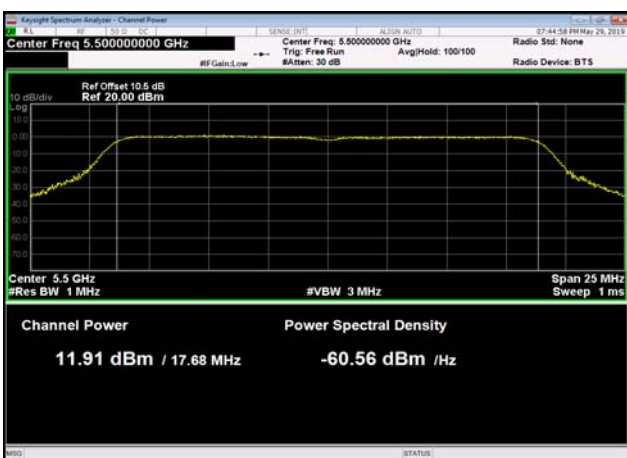
U-NII-2a Output Power-802.11ac(40MHz)
,5310MHz



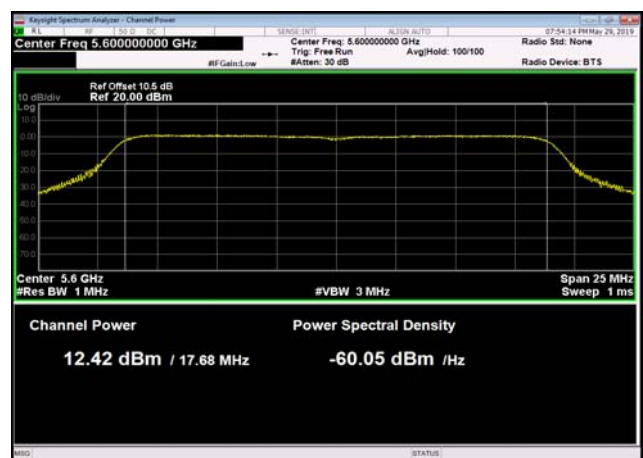
U-NII-2a Output Power-802.11ac(80MHz)
,5290MHz



U-NII-2c Output Power-802.11n(20MHz)
,5500MHz

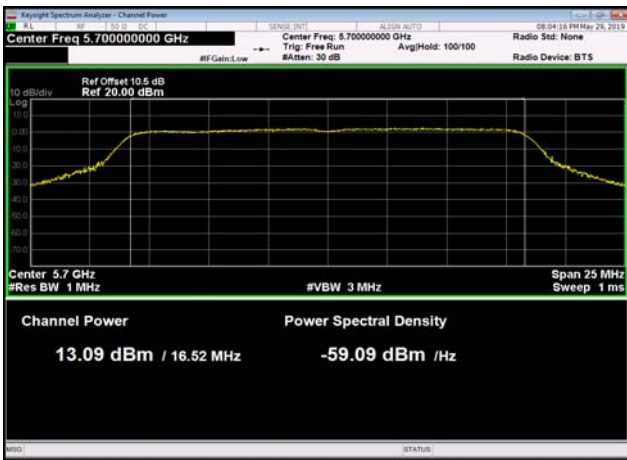


U-NII-2c Output Power-802.11n(20MHz)
,5600MHz

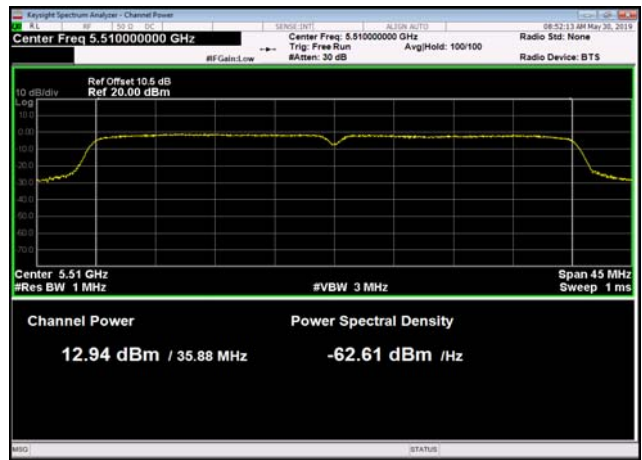




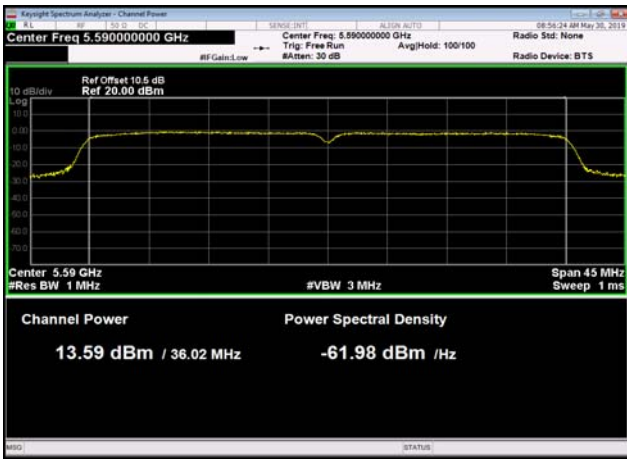
U-NII-2c Output Power-802.11n(20MHz)
,5700MHz



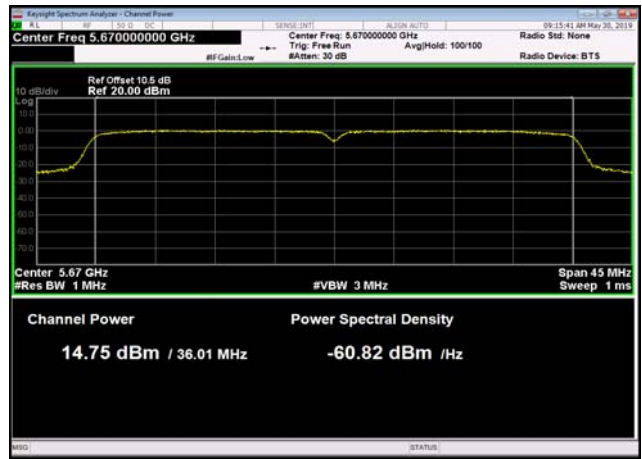
U-NII-2c Output Power-802.11n(40MHz)
,5510MHz



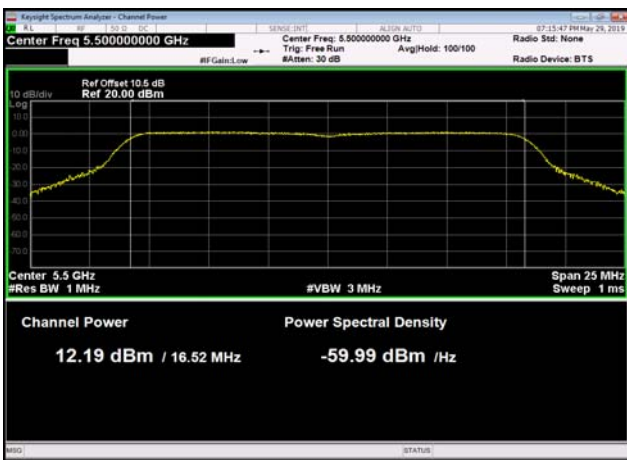
U-NII-2c Output Power-802.11n(40MHz)
,5590MHz



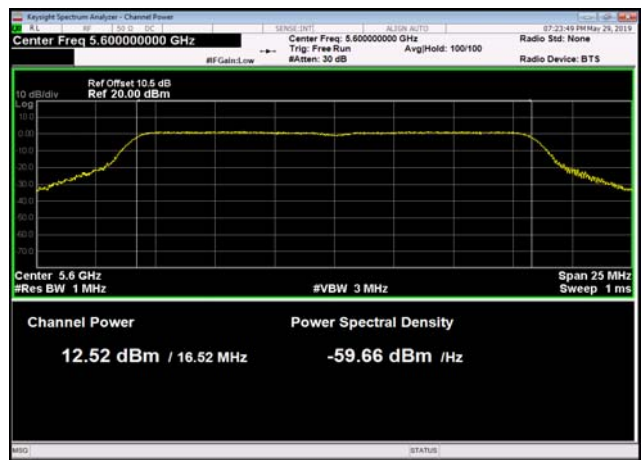
U-NII-2c Output Power-802.11n(40MHz)
,5670MHz



U-NII-2c Output Power-802.11a(20MHz)
,5500MHz

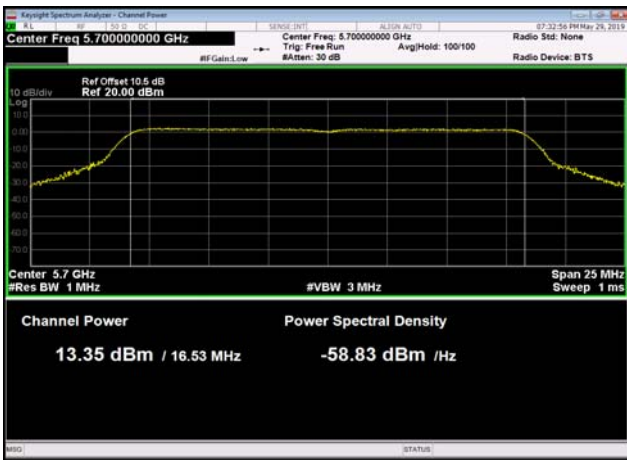


U-NII-2c Output Power-802.11a(20MHz)
,5600MHz

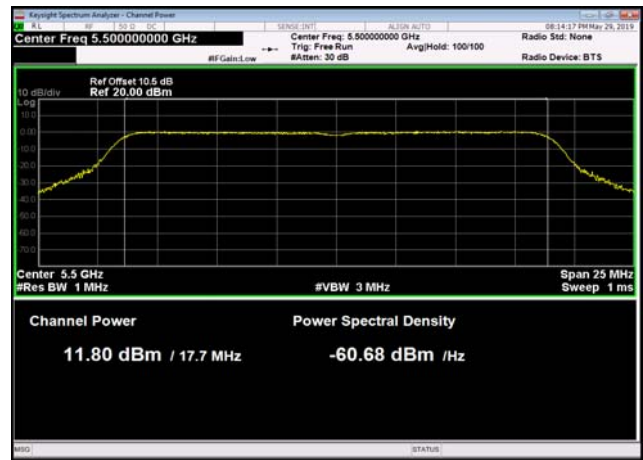




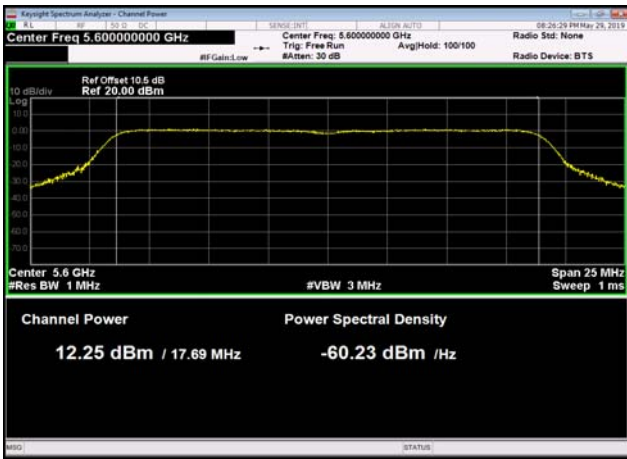
U-NII-2c Output Power-802.11a(20MHz)
,5700MHz



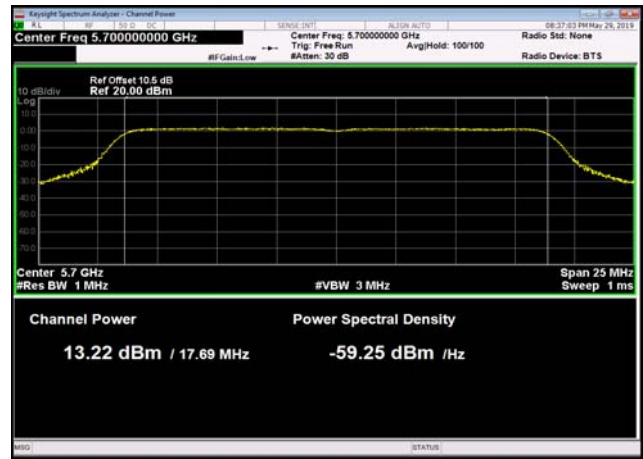
U-NII-2c Output Power-802.11ac(20MHz)
,5500MHz



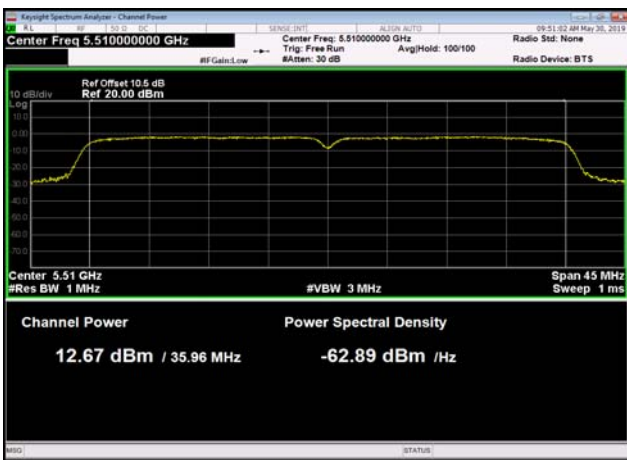
U-NII-2c Output Power-802.11ac(20MHz)
,5600MHz



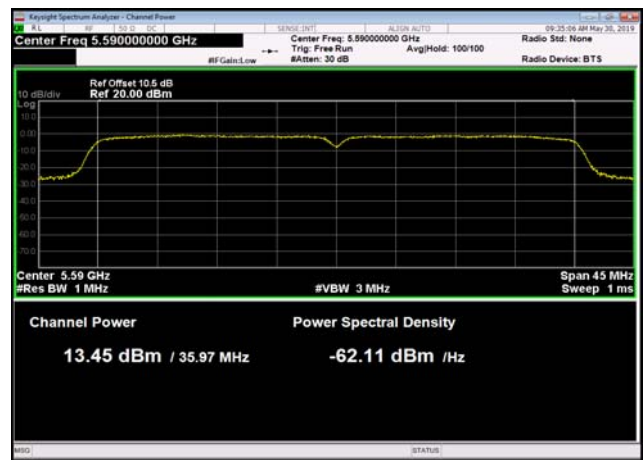
U-NII-2c Output Power-802.11ac(20MHz)
,5700MHz



U-NII-2c Output Power-802.11ac(40MHz)
,5510MHz

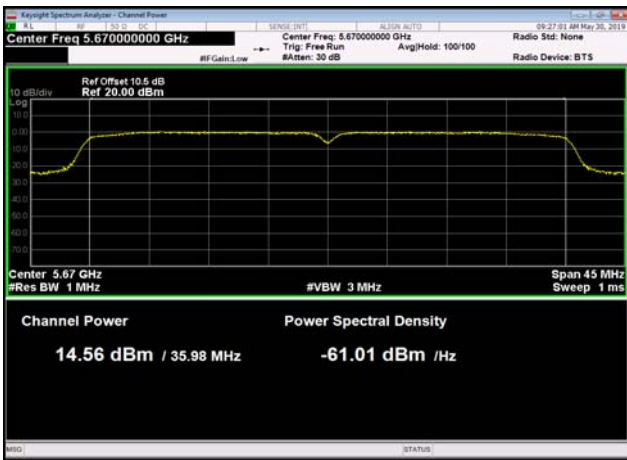


U-NII-2c Output Power-802.11ac(40MHz)
,5590MHz

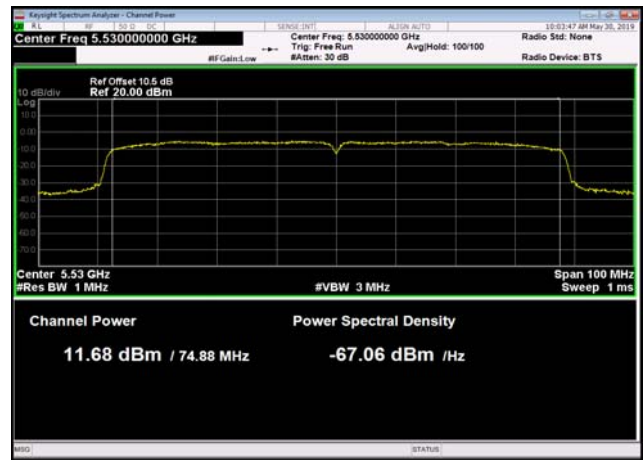




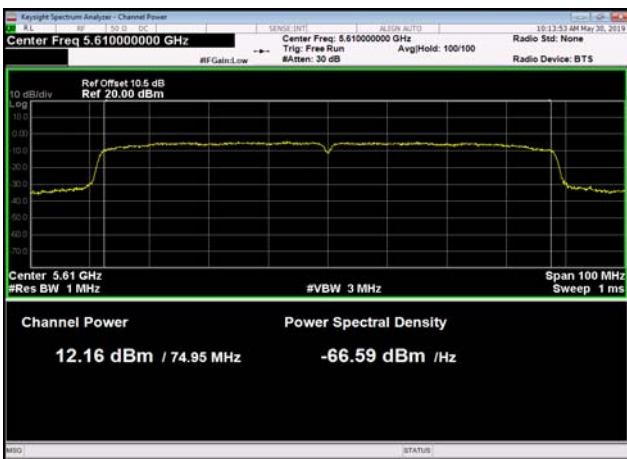
U-NII-2c Output Power-802.11ac(40MHz)
,5670MHz



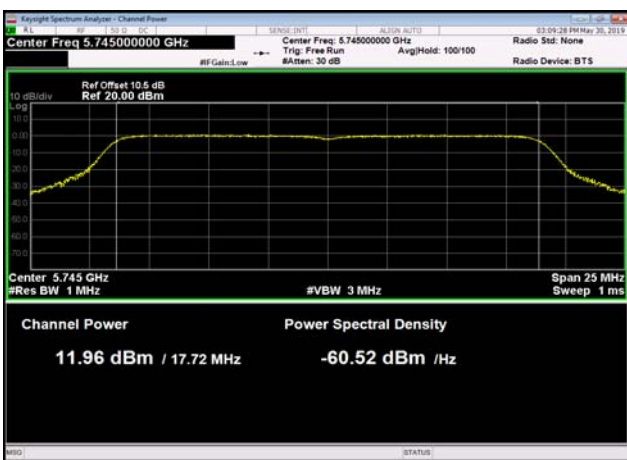
U-NII-2c Output Power-802.11ac(80MHz)
,5530MHz



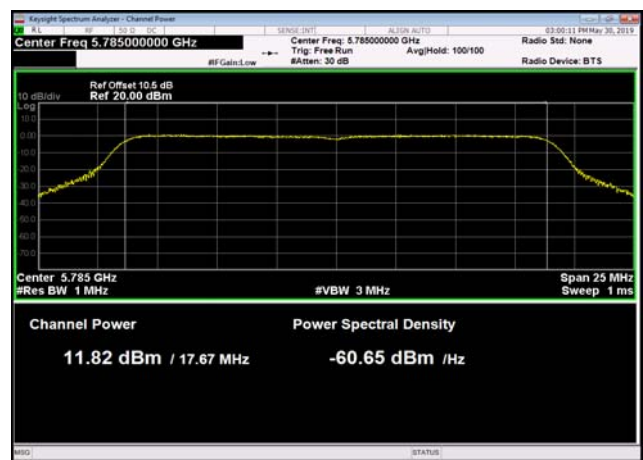
U-NII-2c Output Power-802.11ac(80MHz)
,5610MHz



U-NII-3 Output Power-802.11n(20MHz)
,5745MHz

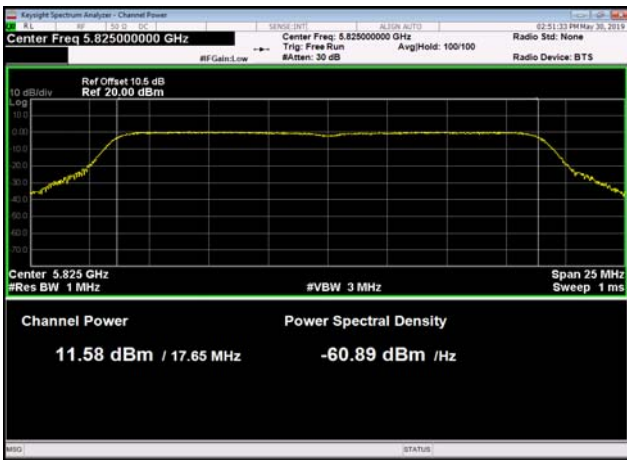


U-NII-3 Output Power-802.11n(20MHz)
,5785MHz

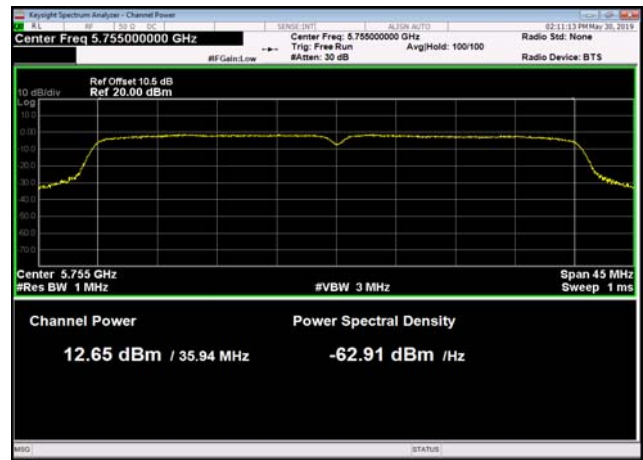




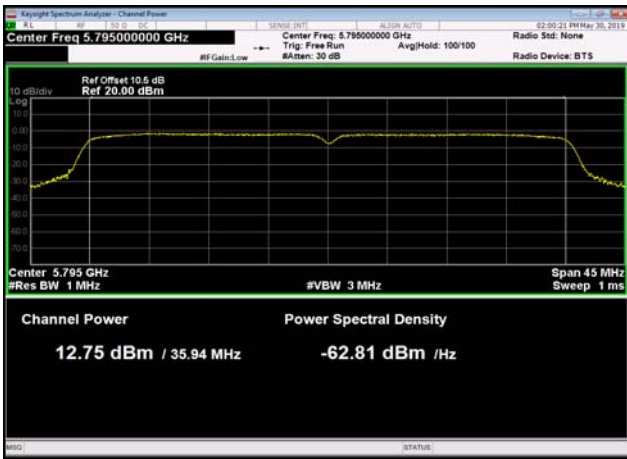
U-NII-3 Output Power-802.11n(20MHz)
,5825MHz



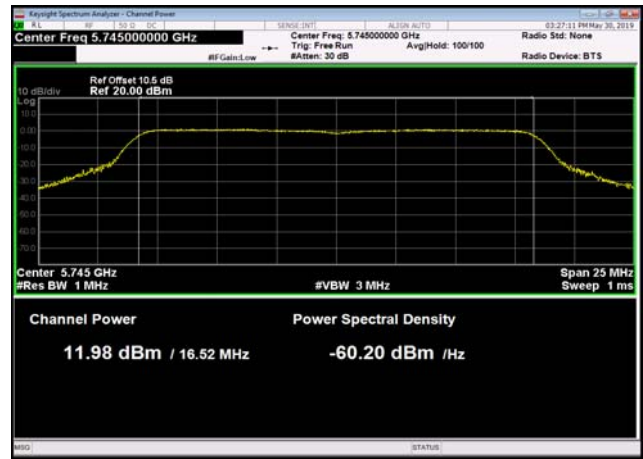
U-NII-3 Output Power-802.11n(40MHz)
,5755MHz



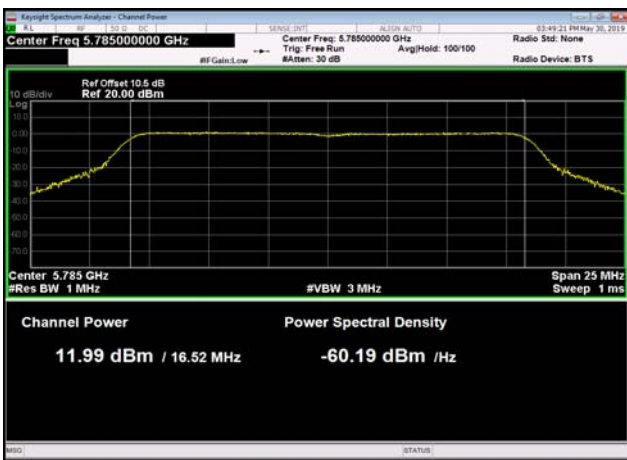
U-NII-3 Output Power-802.11n(40MHz)
,5795MHz



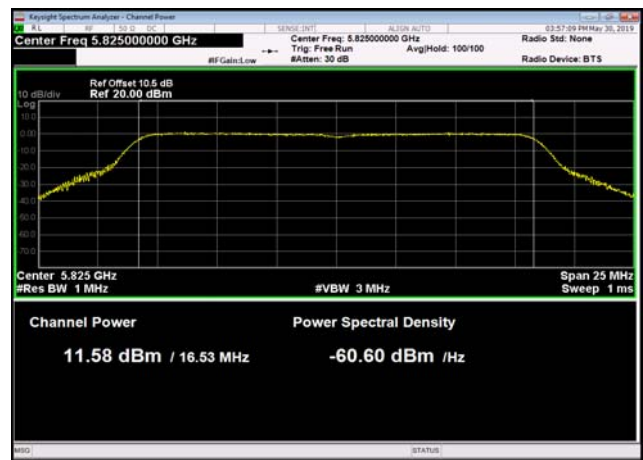
U-NII-3 Output Power-802.11a(20MHz)
,5745MHz



U-NII-3 Output Power-802.11a(20MHz)
,5785MHz

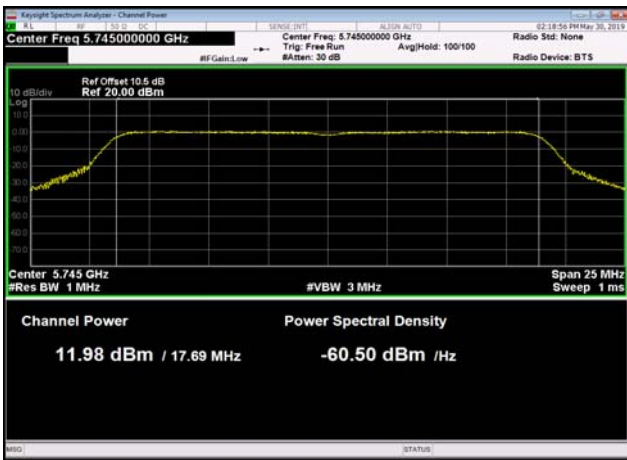


U-NII-3 Output Power-802.11a(20MHz)
,5825MHz

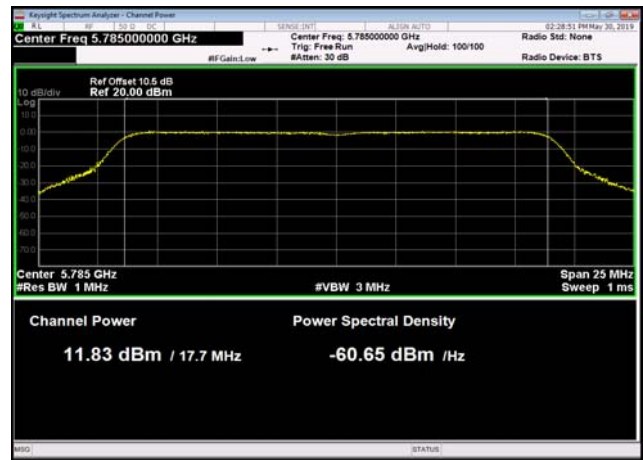




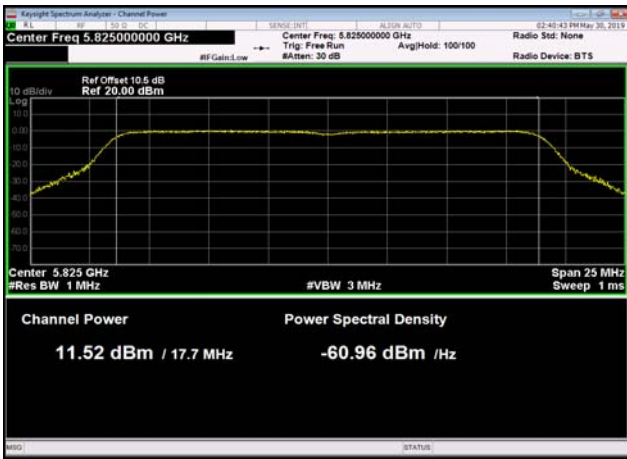
U-NII-3 Output Power-802.11ac(20MHz)
,5745MHz



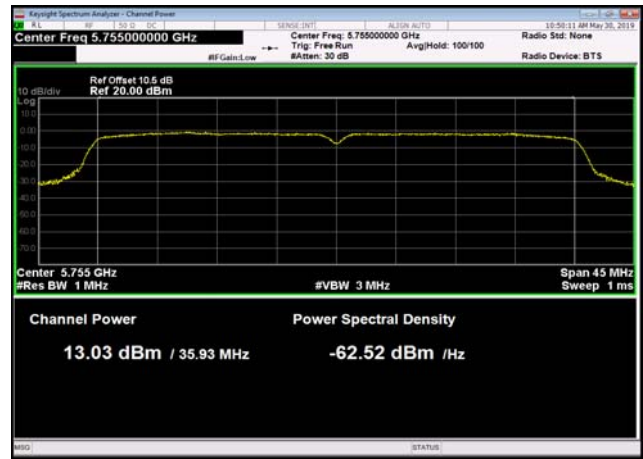
U-NII-3 Output Power-802.11ac(20MHz)
,5785MHz



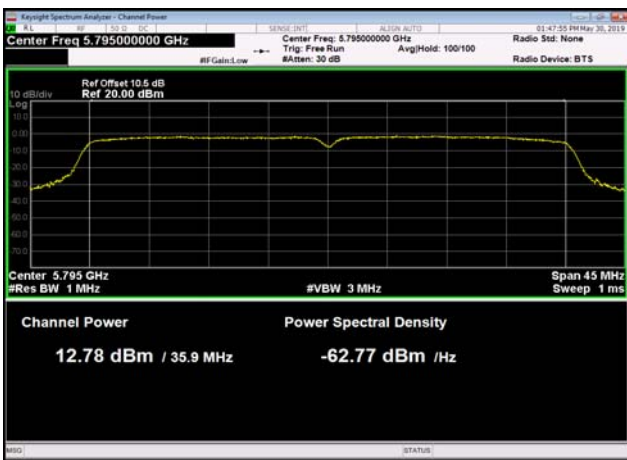
U-NII-3 Output Power-802.11ac(20MHz)
,5825MHz



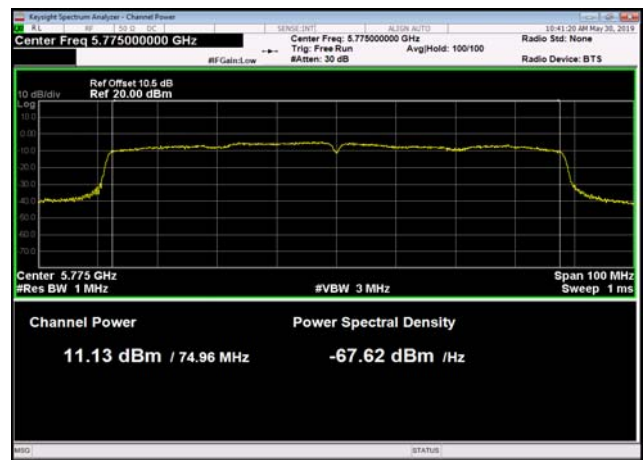
U-NII-3 Output Power-802.11ac(40MHz)
,5755MHz



U-NII-3 Output Power-802.11ac(40MHz)
,5795MHz



U-NII-3 Output Power-802.11ac(80MHz)
,5775MHz





AVGSA Power Spectral Density

Test Result and Data

U-NII-1 AVGSA Power Spectral Density				
Mode	Test Frequency (MHz)	PSD (dBm/1MHz)	Limit (dBm/1MHz)	Result
802.11n (20MHz)	5180	1.952	11	Pass
802.11n (20MHz)	5220	2.551	11	Pass
802.11n (20MHz)	5240	2.788	11	Pass
802.11n (40MHz)	5190	-0.299	11	Pass
802.11n (40MHz)	5230	-0.492	11	Pass
802.11ac (20MHz)	5180	0.657	11	Pass
802.11ac (20MHz)	5220	1.670	11	Pass
802.11ac (20MHz)	5240	1.862	11	Pass
802.11ac (40MHz)	5190	-0.953	11	Pass
802.11ac (40MHz)	5230	-0.351	11	Pass
802.11ac (80MHz)	5210	-5.425	11	Pass
802.11a (20MHz)	5180	4.041	11	Pass
802.11a (20MHz)	5220	4.625	11	Pass
802.11a (20MHz)	5240	5.072	11	Pass



U-NII-1 AVGSA EIRP Power Spectral Density				
Mode	Test Frequency (MHz)	EIRP PSD (dBm/1MHz)	Limit (dBm/1MHz)	Result
802.11n (20MHz)	5180	-0.548	10	Pass
802.11n (20MHz)	5220	0.051	10	Pass
802.11n (20MHz)	5240	0.288	10	Pass
802.11n (40MHz)	5190	-2.799	10	Pass
802.11n (40MHz)	5230	-2.992	10	Pass
802.11ac (20MHz)	5180	-1.843	10	Pass
802.11ac (20MHz)	5220	-0.83	10	Pass
802.11ac (20MHz)	5240	-0.638	10	Pass
802.11ac (40MHz)	5190	-3.453	10	Pass
802.11ac (40MHz)	5230	-2.851	10	Pass
802.11ac (80MHz)	5210	-7.925	10	Pass
802.11a (20MHz)	5180	1.541	10	Pass
802.11a (20MHz)	5220	2.125	10	Pass
802.11a (20MHz)	5240	2.572	10	Pass



U-NII-2a AVGSA Power Spectral Density				
Mode	Test Frequency (MHz)	PSD (dBm/1MHz)	Limit (dBm/1MHz)	Result
802.11n (20MHz)	5260	0.091	11	Pass
802.11n (20MHz)	5300	0.717	11	Pass
802.11n (20MHz)	5320	1.102	11	Pass
802.11n (40MHz)	5270	-2.460	11	Pass
802.11n (40MHz)	5310	-2.238	11	Pass
802.11ac (20MHz)	5260	0.183	11	Pass
802.11ac (20MHz)	5300	0.707	11	Pass
802.11ac (20MHz)	5320	0.931	11	Pass
802.11ac (40MHz)	5270	-2.442	11	Pass
802.11ac (40MHz)	5310	-1.892	11	Pass
802.11ac (80MHz)	5290	-3.446	11	Pass
802.11a (20MHz)	5260	0.539	11	Pass
802.11a (20MHz)	5300	1.386	11	Pass
802.11a (20MHz)	5320	1.243	11	Pass



U-NII-2c AVGSA Power Spectral Density				
Mode	Test Frequency (MHz)	PSD (dBm/1MHz)	Limit (dBm/1MHz)	Result
802.11n (20MHz)	5500	1.512	11	Pass
802.11n (20MHz)	5600	1.847	11	Pass
802.11n (20MHz)	5700	2.617	11	Pass
802.11n (40MHz)	5510	-3.631	11	Pass
802.11n (40MHz)	5590	0.383	11	Pass
802.11n (40MHz)	5670	1.462	11	Pass
802.11ac (20MHz)	5500	1.044	11	Pass
802.11ac (20MHz)	5600	1.782	11	Pass
802.11ac (20MHz)	5700	2.434	11	Pass
802.11ac (40MHz)	5510	-0.406	11	Pass
802.11ac (40MHz)	5590	0.213	11	Pass
802.11ac (40MHz)	5670	1.217	11	Pass
802.11ac (80MHz)	5530	-4.455	11	Pass
802.11ac (80MHz)	5610	-4.218	11	Pass
802.11a (20MHz)	5500	1.542	11	Pass
802.11a (20MHz)	5600	1.846	11	Pass
802.11a (20MHz)	5700	2.711	11	Pass

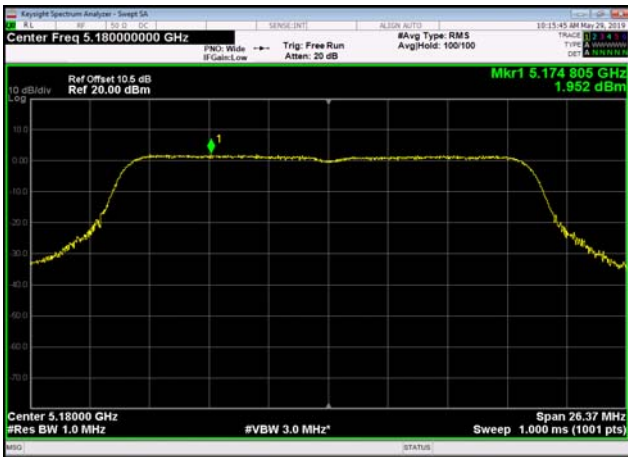


U-NII-3 AVGSA Power Spectral Density				
Mode	Test Frequency (MHz)	PSD (dBm/510KHz)	Limit (dBm/500KHz)	Result
802.11n (20MHz)	5745	-2.330	30	Pass
802.11n (20MHz)	5785	-2.096	30	Pass
802.11n (20MHz)	5825	-2.212	30	Pass
802.11n (40MHz)	5755	-3.883	30	Pass
802.11n (40MHz)	5795	-3.968	30	Pass
802.11ac (20MHz)	5745	-2.039	30	Pass
802.11ac (20MHz)	5785	-2.061	30	Pass
802.11ac (20MHz)	5825	-2.484	30	Pass
802.11ac (40MHz)	5755	-3.511	30	Pass
802.11ac (40MHz)	5795	-4.116	30	Pass
802.11ac (80MHz)	5775	-7.877	30	Pass
802.11a (20MHz)	5745	-1.608	30	Pass
802.11a (20MHz)	5785	-1.784	30	Pass
802.11a (20MHz)	5825	-2.048	30	Pass

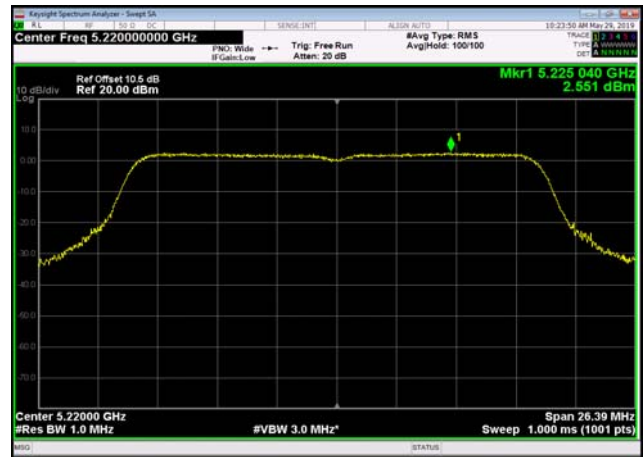


Test Plots

U-NII-1 Power spectral density-802.11
n(20MHz),5180MHz



U-NII-1 Power spectral density-802.11
n(20MHz),5220MHz



U-NII-1 Power spectral density-802.11
n(20MHz),5240MHz



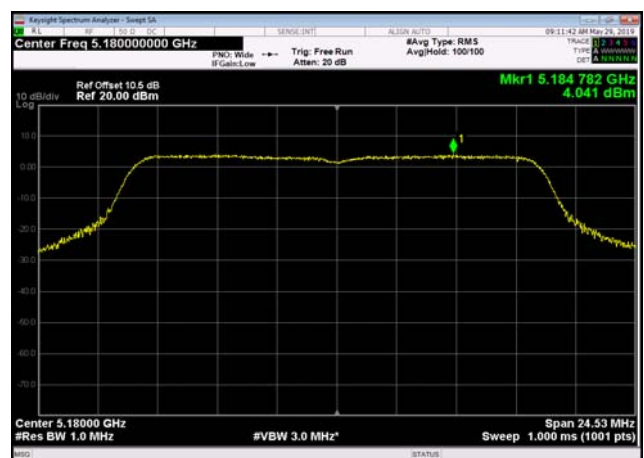
U-NII-1 Power spectral density-802.11
n(40MHz),5190MHz



U-NII-1 Power spectral density-802.11
n(40MHz),5230MHz

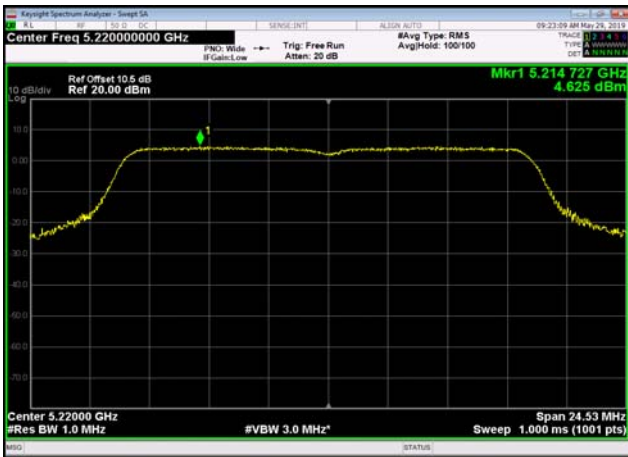


U-NII-1 Power spectral density-802.11
a(20MHz),5180MHz

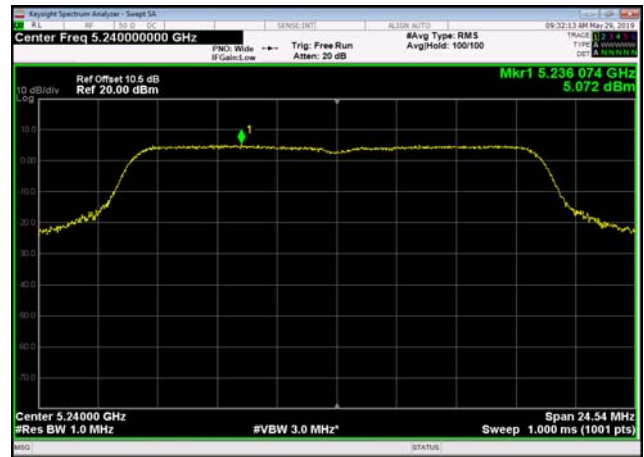




U-NII-1 Power spectral density-802.11
a(20MHz),5220MHz



U-NII-1 Power spectral density-802.11
a(20MHz),5240MHz



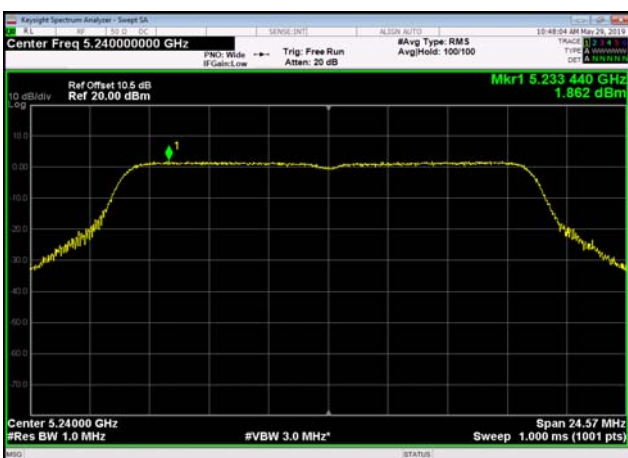
U-NII-1 Power spectral density-802.11
ac(20MHz),5180MHz



U-NII-1 Power spectral density-802.11
ac(20MHz),5220MHz



U-NII-1 Power spectral density-802.11
ac(20MHz),5240MHz

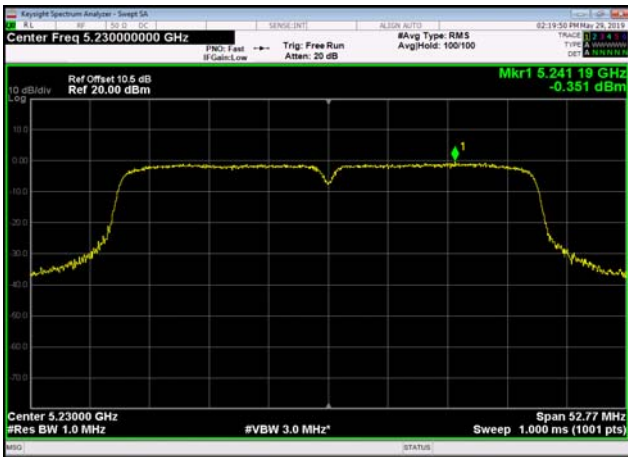


U-NII-1 Power spectral density-802.11
ac(40MHz),5190MHz

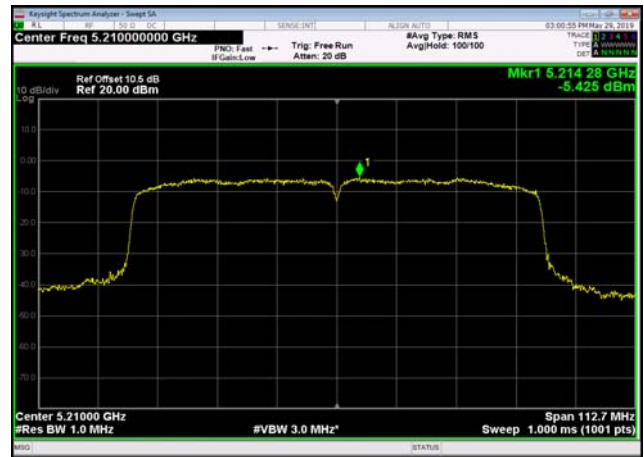




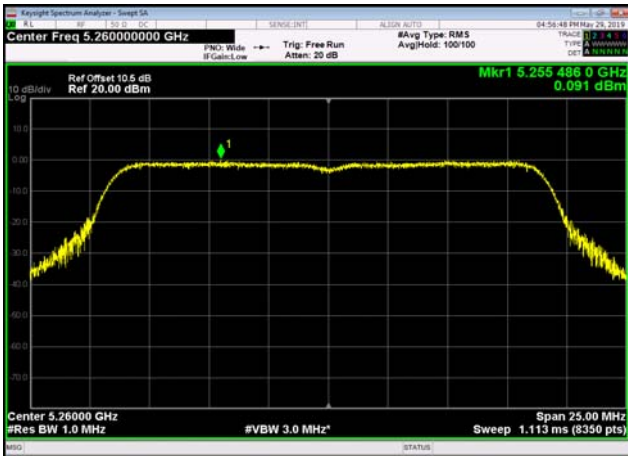
U-NII-1 Power spectral density-802.11
ac(40MHz),5230MHz



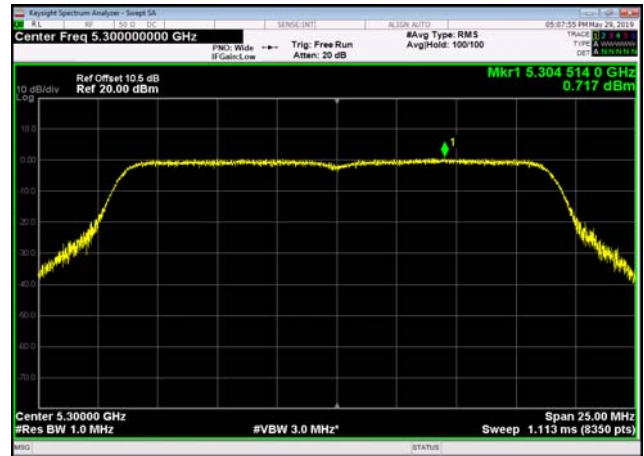
U-NII-1 Power spectral density-802.11
ac(80MHz),5210MHz



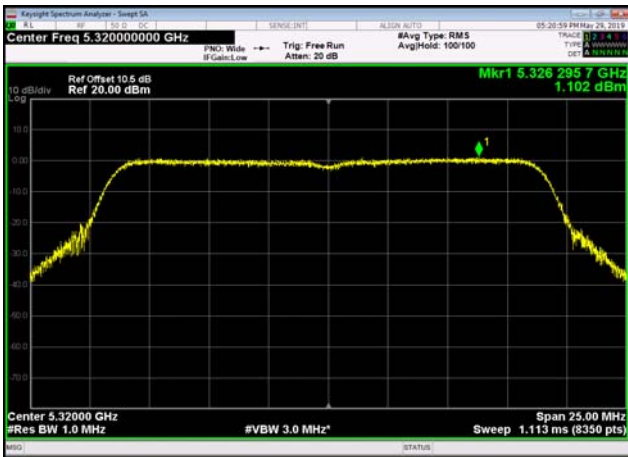
U-NII-2a Power spectral density-802.1
1n(20MHz),5260MHz



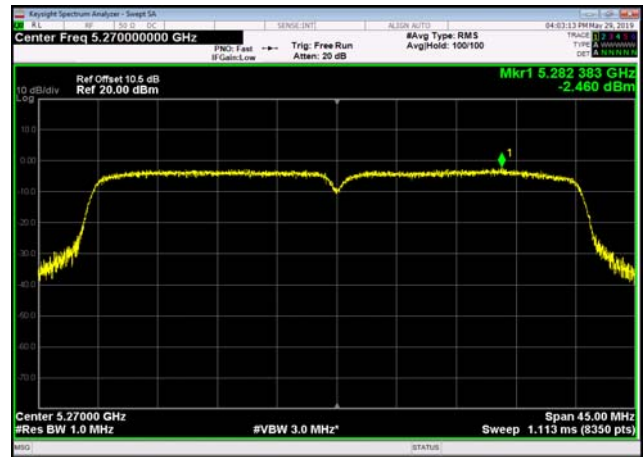
U-NII-2a Power spectral density-802.1
1n(20MHz),5300MHz



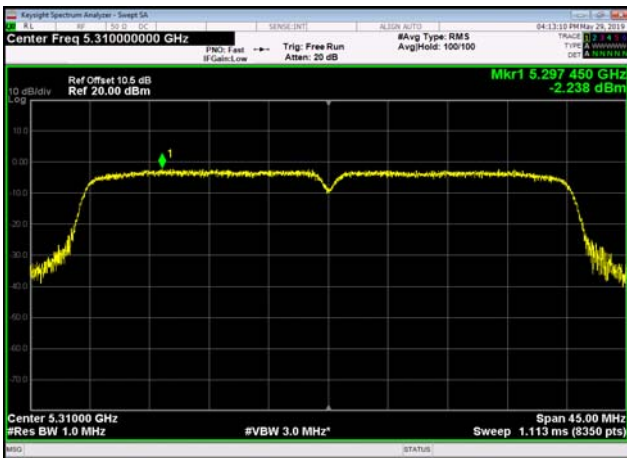
U-NII-2a Power spectral density-802.1
1n(20MHz),5320MHz



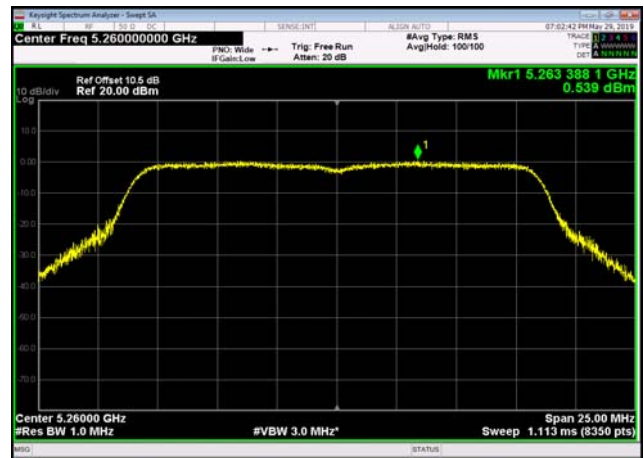
U-NII-2a Power spectral density-802.1
1n(40MHz),5270MHz



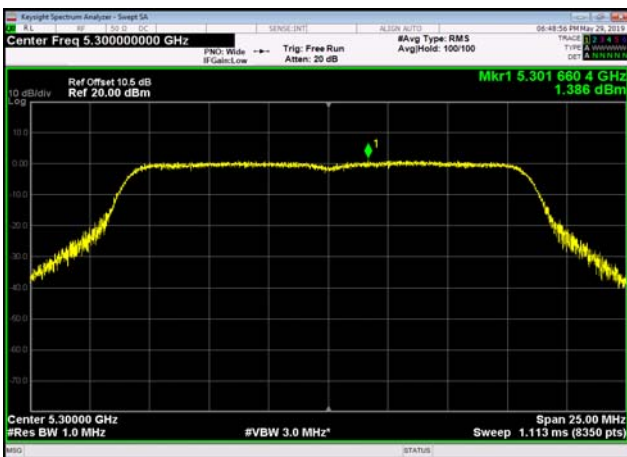
U-NII-2a Power spectral density-802.1
1n(40MHz),5310MHz



U-NII-2a Power spectral density-802.1
1a(20MHz),5260MHz



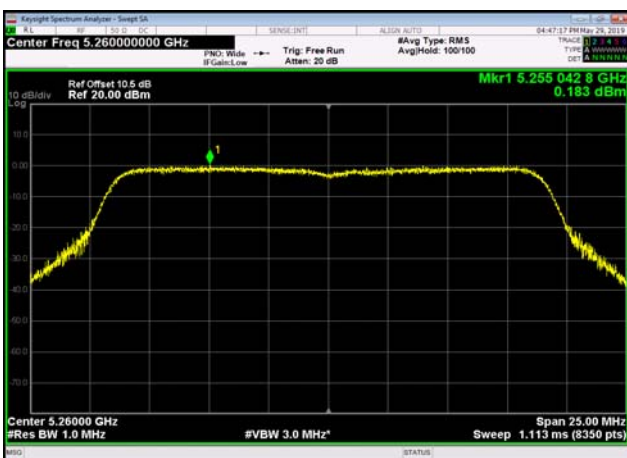
U-NII-2a Power spectral density-802.1
1a(20MHz),5300MHz



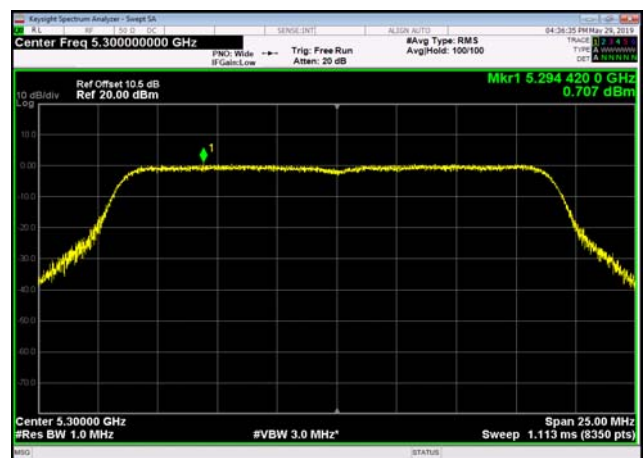
U-NII-2a Power spectral density-802.1
1a(20MHz),5320MHz



U-NII-2a Power spectral density-802.1
1ac(20MHz),5260MHz

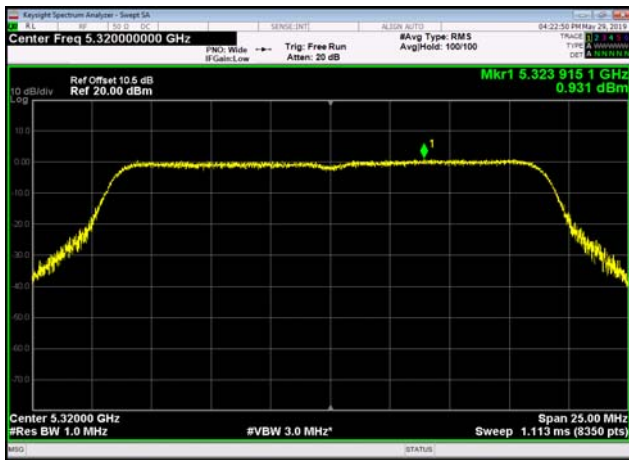


U-NII-2a Power spectral density-802.1
1ac(20MHz),5300MHz

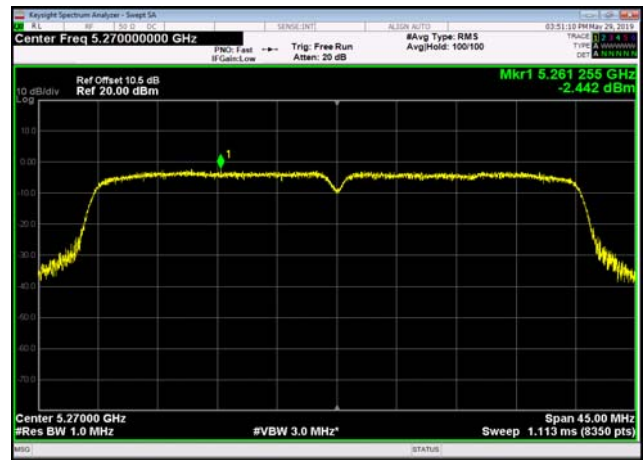




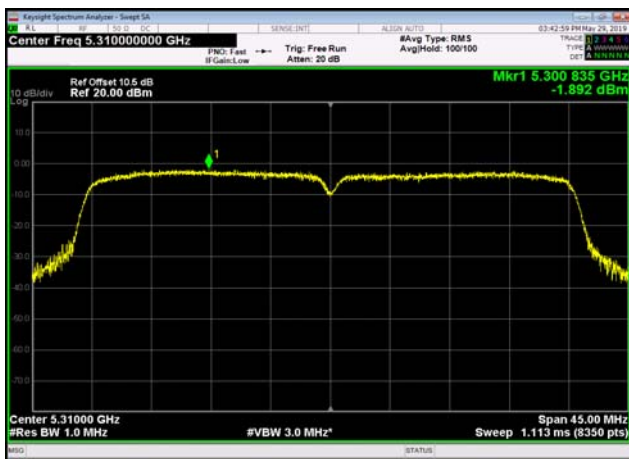
U-NII-2a Power spectral density-802.1
1ac(20MHz),5320MHz



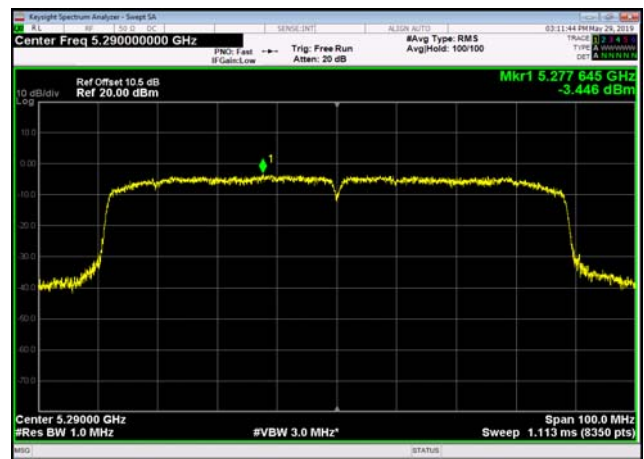
U-NII-2a Power spectral density-802.1
1ac(40MHz),5270MHz



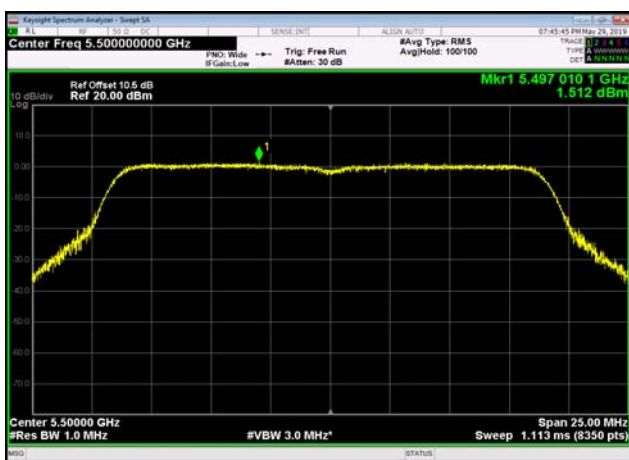
U-NII-2a Power spectral density-802.1
1ac(40MHz),5310MHz



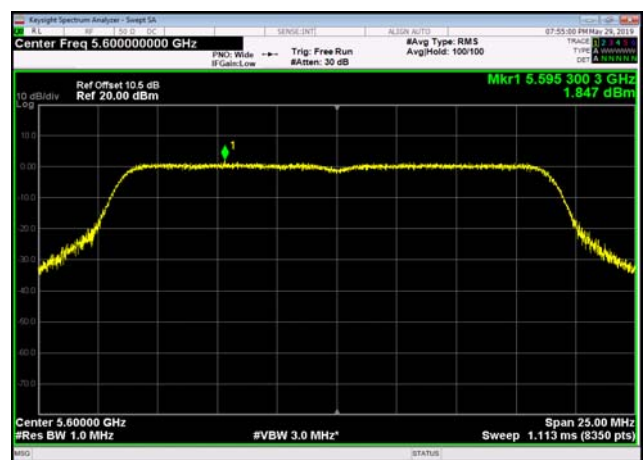
U-NII-2a Power spectral density-802.1
1ac(80MHz),5290MHz



U-NII-2c Power spectral density-802.1
1n(20MHz),5500MHz

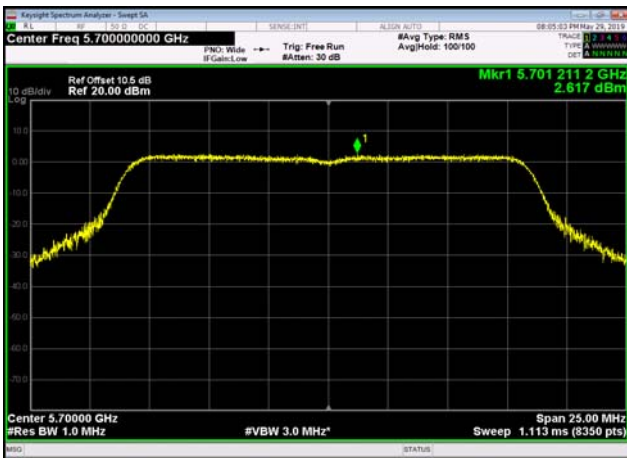


U-NII-2c Power spectral density-802.1
1n(20MHz),5600MHz

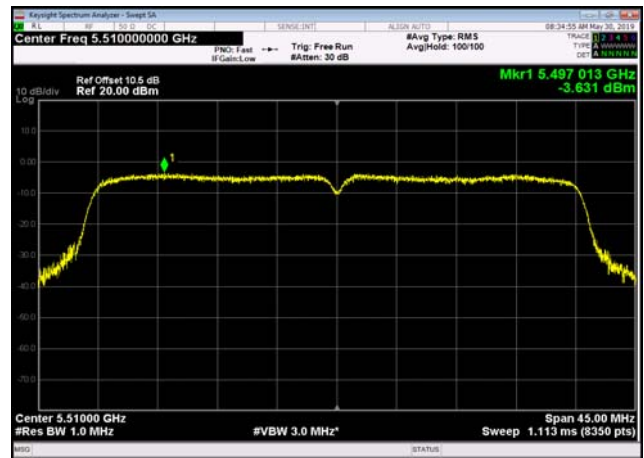




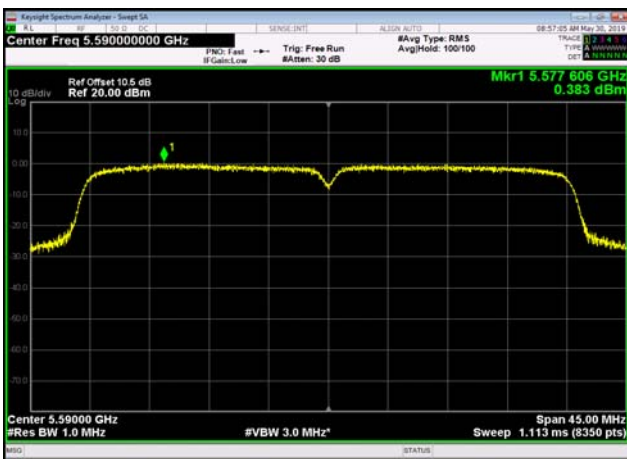
U-NII-2c Power spectral density-802.1
1n(20MHz),5700MHz



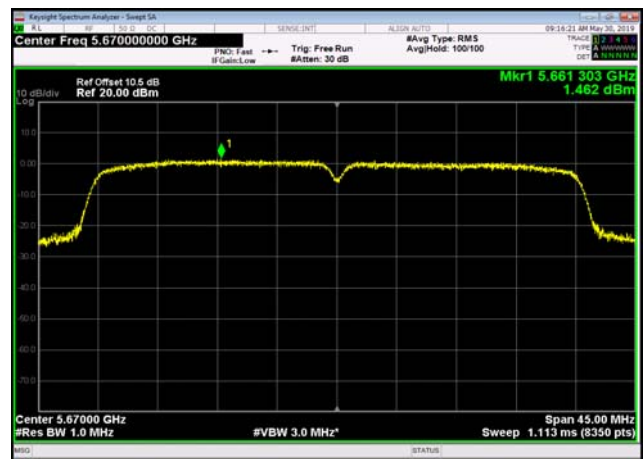
U-NII-2c Power spectral density-802.1
1n(40MHz),5510MHz



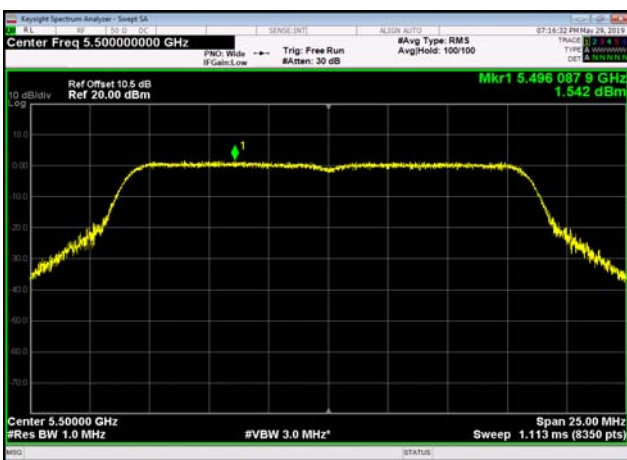
U-NII-2c Power spectral density-802.1
1n(40MHz),5590MHz



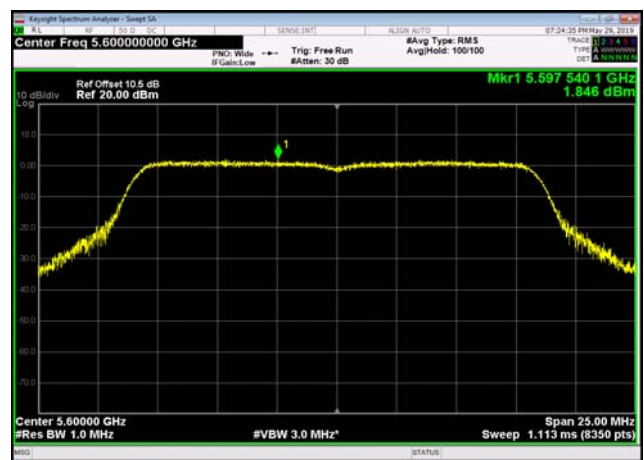
U-NII-2c Power spectral density-802.1
1n(40MHz),5670MHz



U-NII-2c Power spectral density-802.1
1a(20MHz),5500MHz

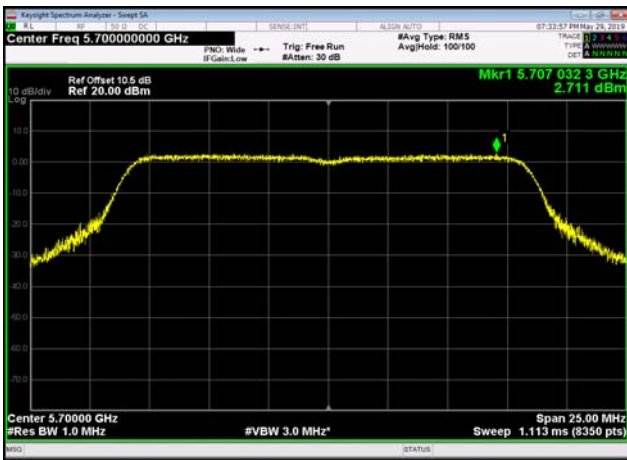


U-NII-2c Power spectral density-802.1
1a(20MHz),5600MHz

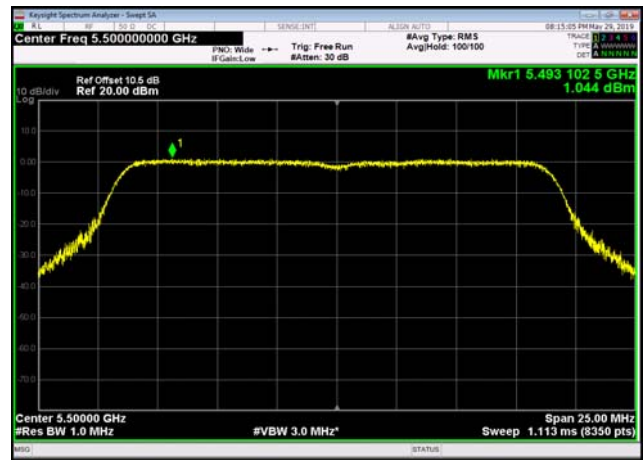




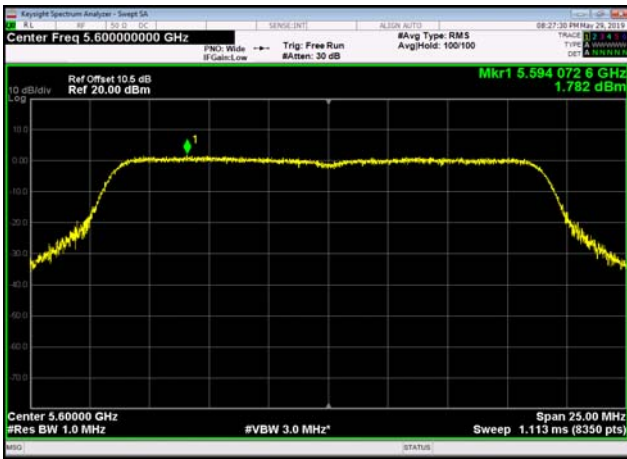
U-NII-2c Power spectral density-802.1
1a(20MHz),5700MHz



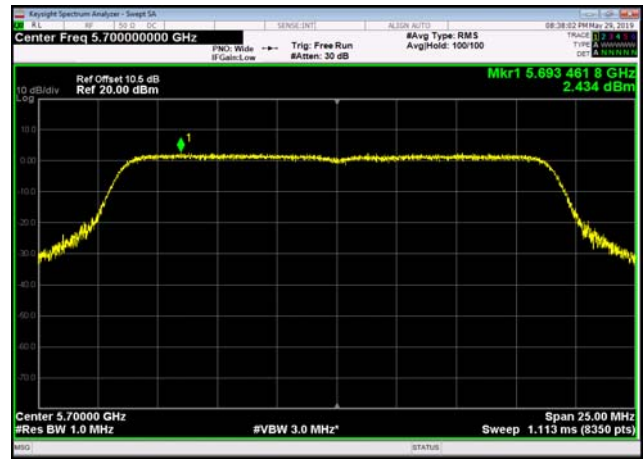
U-NII-2c Power spectral density-802.1
1ac(20MHz),5500MHz



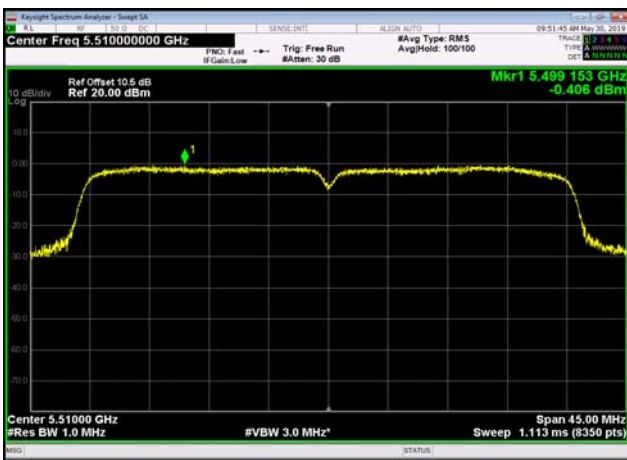
U-NII-2c Power spectral density-802.1
1ac(20MHz),5600MHz



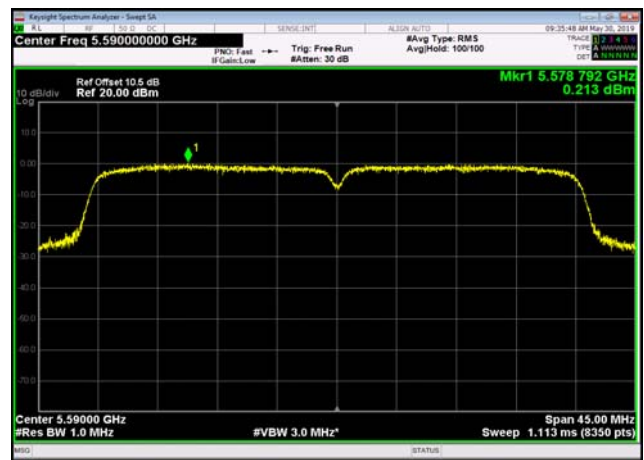
U-NII-2c Power spectral density-802.1
1ac(20MHz),5700MHz



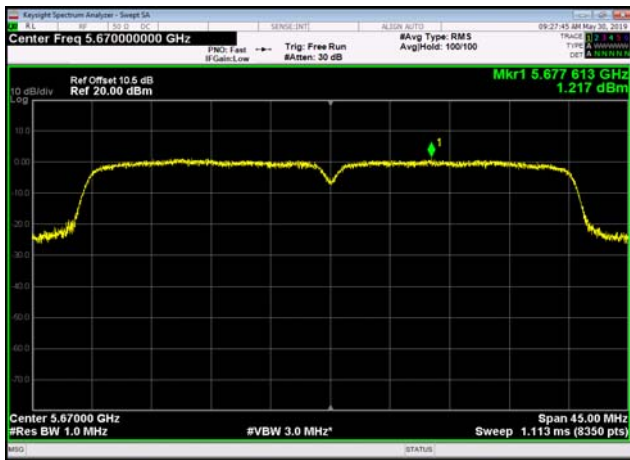
U-NII-2c Power spectral density-802.1
1ac(40MHz),5510MHz



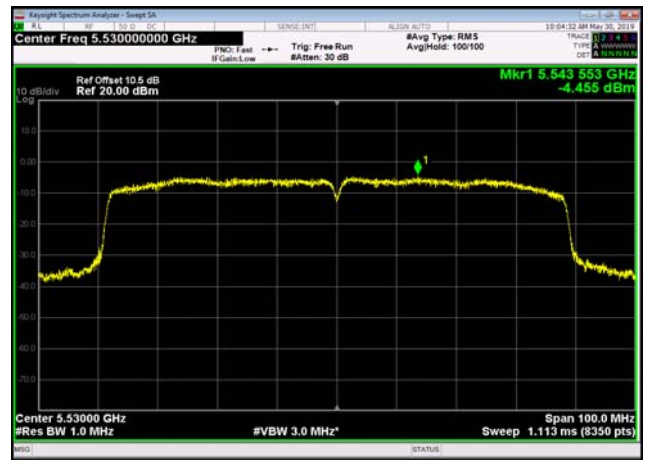
U-NII-2c Power spectral density-802.1
1ac(40MHz),5590MHz



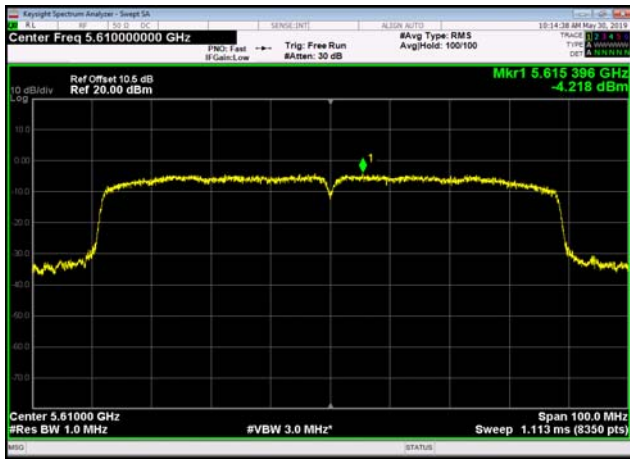
U-NII-2c Power spectral density-802.1
1ac(40MHz),5670MHz



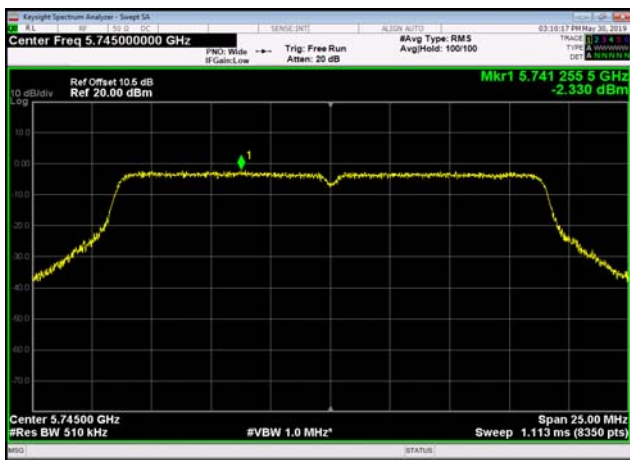
U-NII-2c Power spectral density-802.1
1ac(80MHz),5530MHz



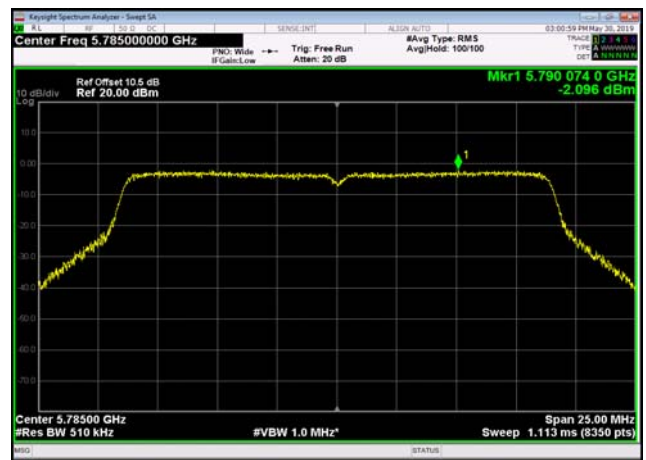
U-NII-2c Power spectral density-802.1
1ac(80MHz),5610MHz



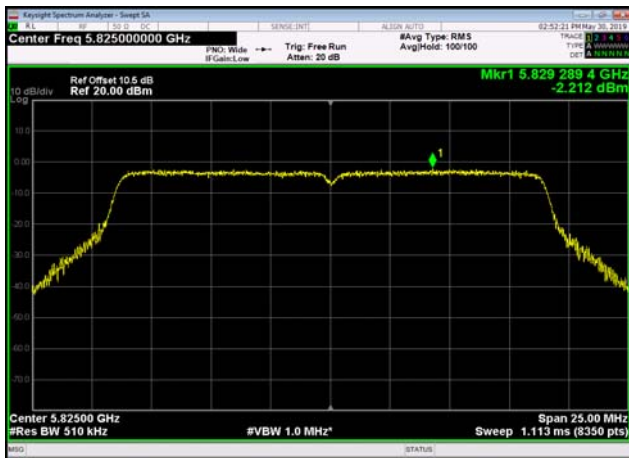
U-NII-3 Power spectral density-802.11
n(20MHz),5745MHz



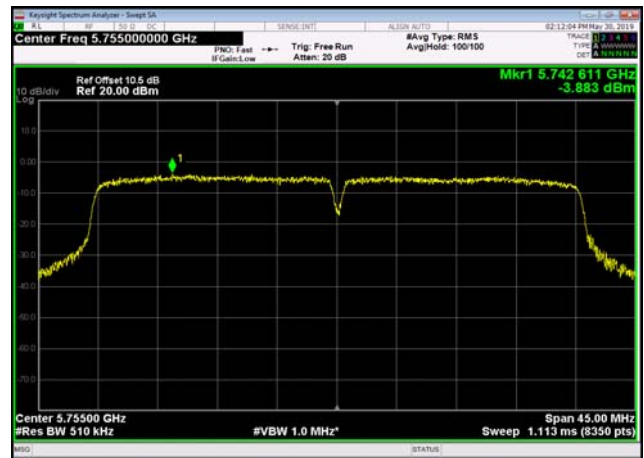
U-NII-3 Power spectral density-802.11
n(20MHz),5785MHz



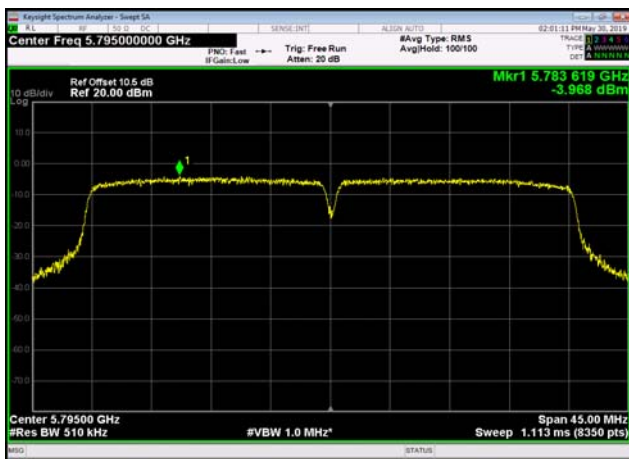
U-NII-3 Power spectral density-802.11
n(20MHz),5825MHz



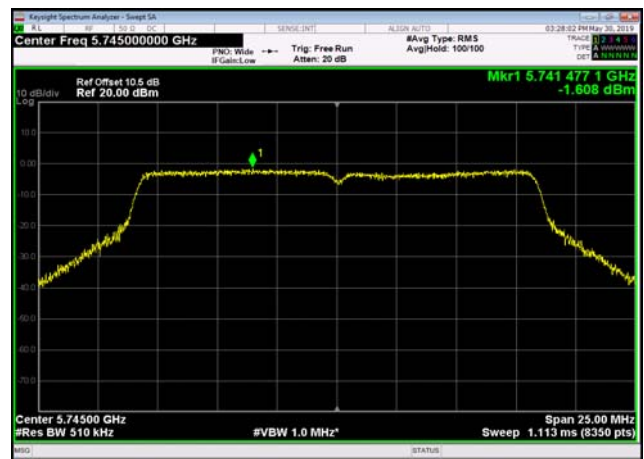
U-NII-3 Power spectral density-802.11
n(40MHz),5755MHz



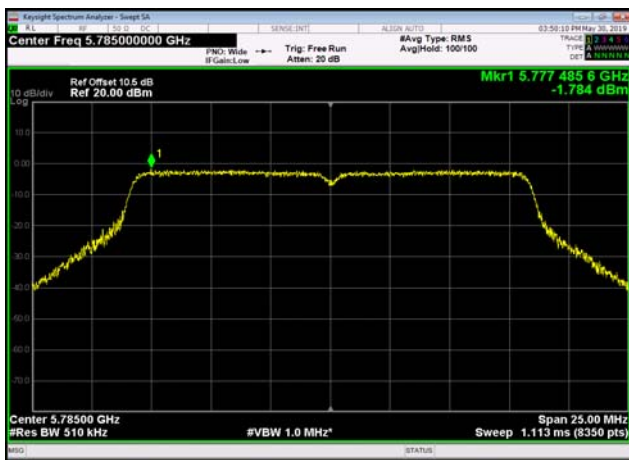
U-NII-3 Power spectral density-802.11
n(40MHz),5795MHz



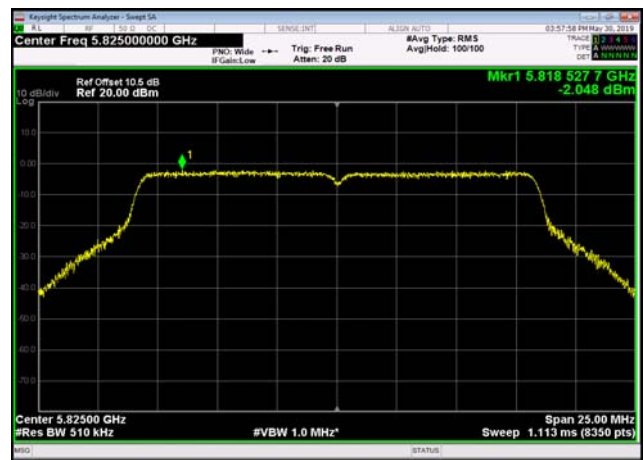
U-NII-3 Power spectral density-802.11
a(20MHz),5745MHz



U-NII-3 Power spectral density-802.11
a(20MHz),5785MHz

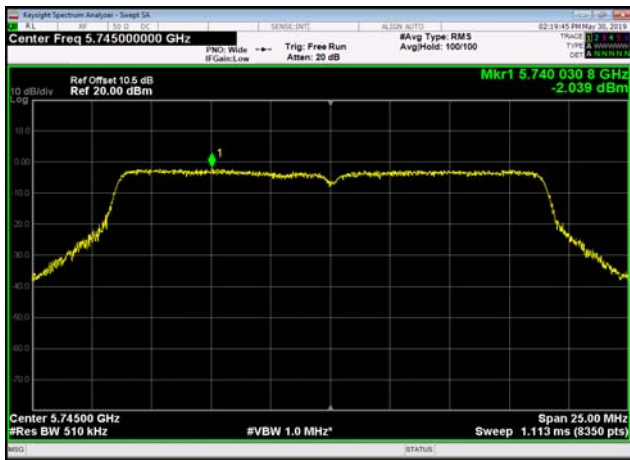


U-NII-3 Power spectral density-802.11
a(20MHz),5825MHz

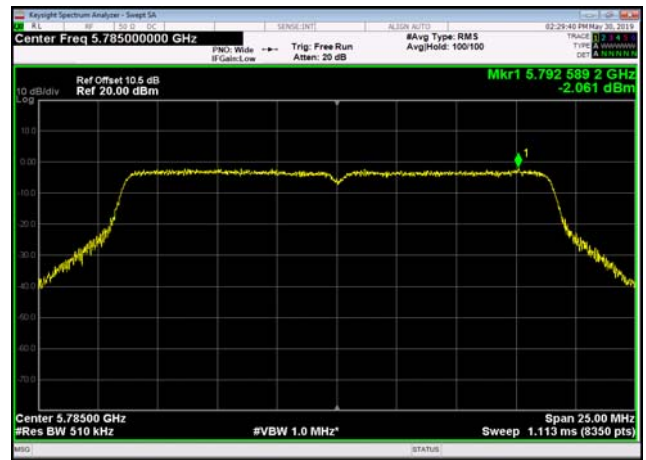




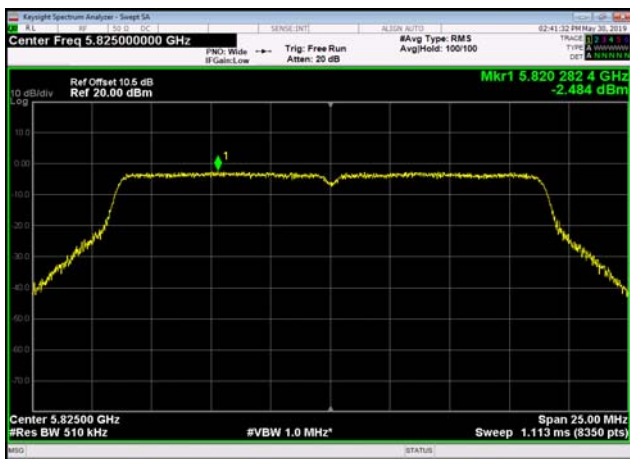
U-NII-3 Power spectral density-802.11
ac(20MHz),5745MHz



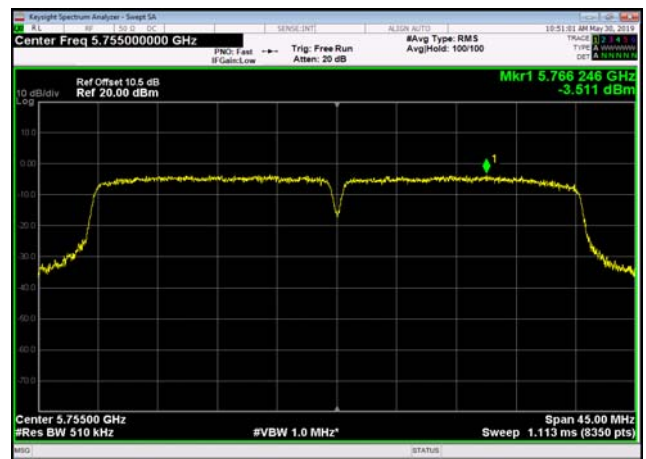
U-NII-3 Power spectral density-802.11
ac(20MHz),5785MHz



U-NII-3 Power spectral density-802.11
ac(20MHz),5825MHz



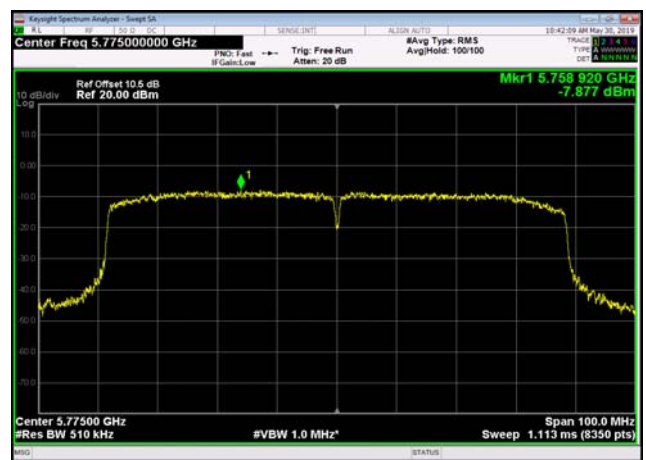
U-NII-3 Power spectral density-802.11
ac(40MHz),5755MHz



U-NII-3 Power spectral density-802.11
ac(40MHz),5795MHz



U-NII-3 Power spectral density-802.11
ac(80MHz),5775MHz





26dB Down Bandwidth

Test Result and Data

U-NII-2a Occupied 26dB Bandwidth			
Mode	Test Frequency (MHz)	Occupied Bandwidth (MHz)	Result
802.11n (20MHz)	5260	20.69	Pass
802.11n (20MHz)	5300	20.82	Pass
802.11n (20MHz)	5320	20.78	Pass
802.11n (40MHz)	5270	38.99	Pass
802.11n (40MHz)	5310	39.03	Pass
802.11ac (20MHz)	5260	20.23	Pass
802.11ac (20MHz)	5300	20.24	Pass
802.11ac (20MHz)	5320	20.14	Pass
802.11ac (40MHz)	5270	39.40	Pass
802.11ac (40MHz)	5310	39.10	Pass
802.11ac (80MHz)	5290	78.10	Pass
802.11a (20MHz)	5260	20.87	Pass
802.11a (20MHz)	5300	20.56	Pass
802.11a (20MHz)	5320	20.39	Pass

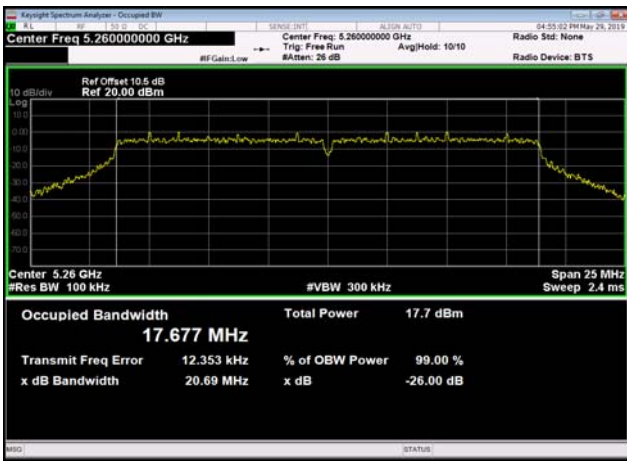


U-NII-2c Occupied 26dB Bandwidth			
Mode	Test Frequency (MHz)	Occupied Bandwidth (MHz)	Result
802.11n (20MHz)	5500	20.57	Pass
802.11n (20MHz)	5600	20.64	Pass
802.11n (20MHz)	5700	21.00	Pass
802.11n (40MHz)	5510	38.83	Pass
802.11n (40MHz)	5590	44.64	Pass
802.11n (40MHz)	5670	45.00	Pass
802.11ac (20MHz)	5500	20.65	Pass
802.11ac (20MHz)	5600	20.83	Pass
802.11ac (20MHz)	5700	20.57	Pass
802.11ac (40MHz)	5510	40.18	Pass
802.11ac (40MHz)	5590	41.31	Pass
802.11ac (40MHz)	5670	44.78	Pass
802.11ac (80MHz)	5530	78.85	Pass
802.11ac (80MHz)	5610	82.33	Pass
802.11a (20MHz)	5500	20.09	Pass
802.11a (20MHz)	5600	20.59	Pass
802.11a (20MHz)	5700	20.77	Pass

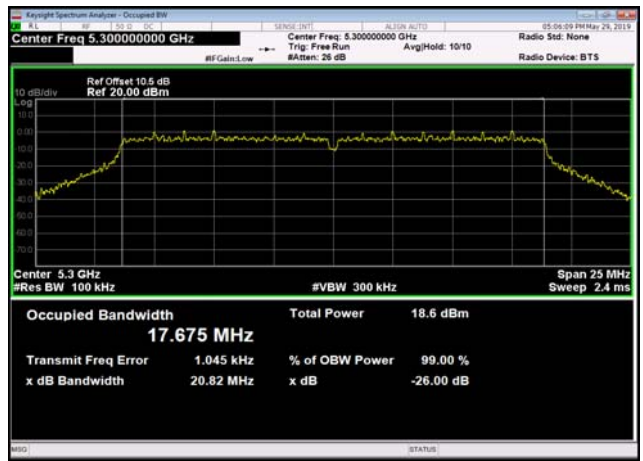


Test Plots

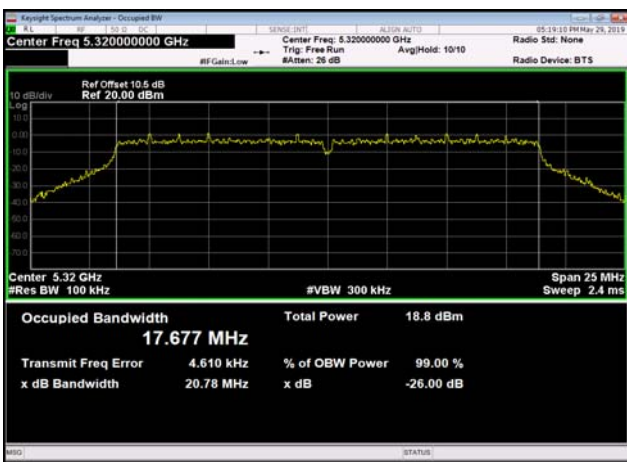
U-NII-2a 26dB Bandwidth-802.11n(20MHz)
,5260MHz



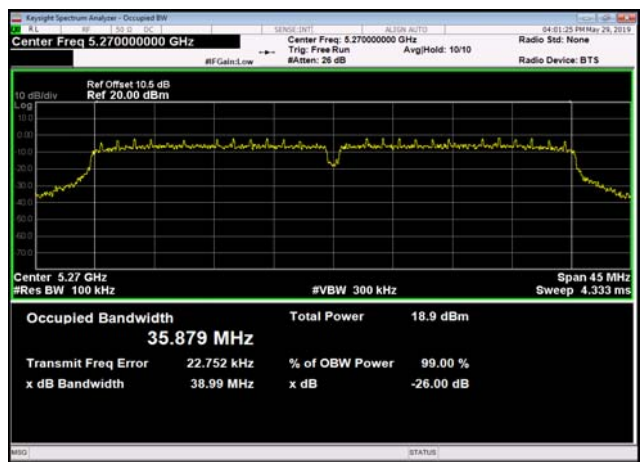
U-NII-2a 26dB Bandwidth-802.11n(20MHz)
,5300MHz



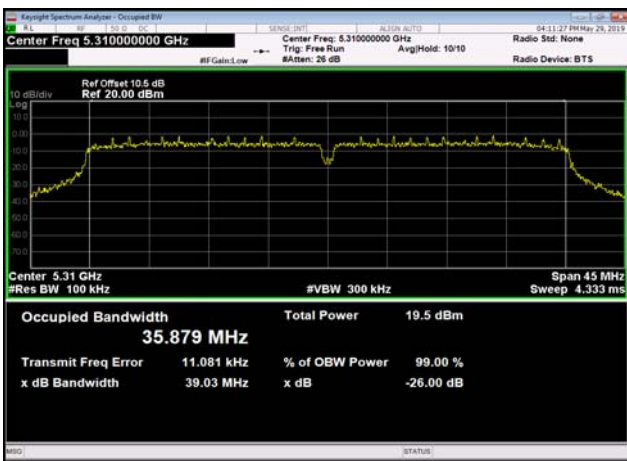
U-NII-2a 26dB Bandwidth-802.11n(20MHz)
,5320MHz



U-NII-2a 26dB Bandwidth-802.11n(40MHz)
,5270MHz



U-NII-2a 26dB Bandwidth-802.11n(40MHz)
,5310MHz



U-NII-2a 26dB Bandwidth-802.11a(20MHz)
,5260MHz

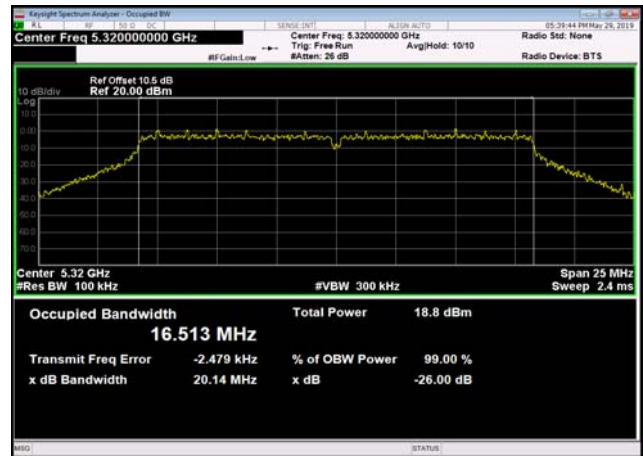




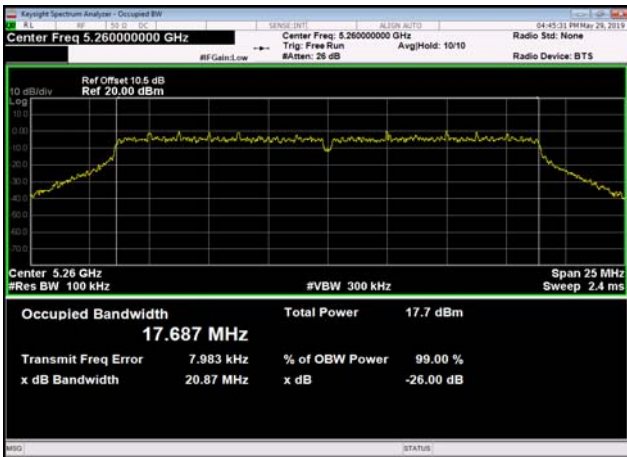
U-NII-2a 26dB Bandwidth-802.11a(20MHz)
,5300MHz



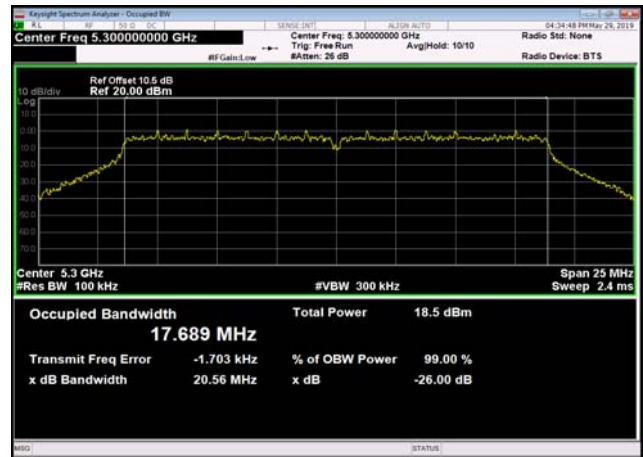
U-NII-2a 26dB Bandwidth-802.11a(20MHz)
,5320MHz



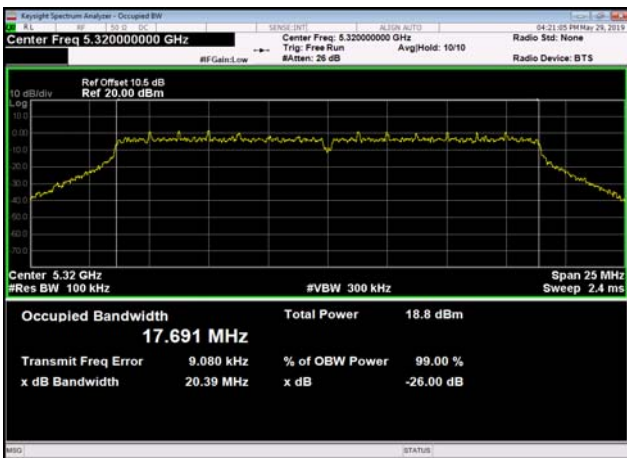
U-NII-2a 26dB Bandwidth-802.11ac(20MHz)
,5260MHz



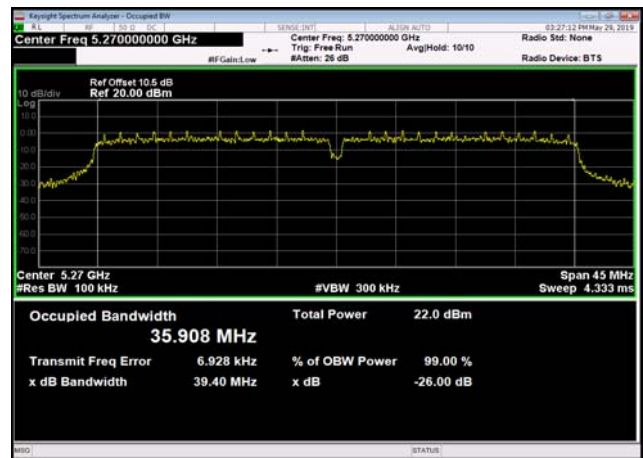
U-NII-2a 26dB Bandwidth-802.11ac(20MHz)
,5300MHz



U-NII-2a 26dB Bandwidth-802.11ac(20MHz)
,5320MHz

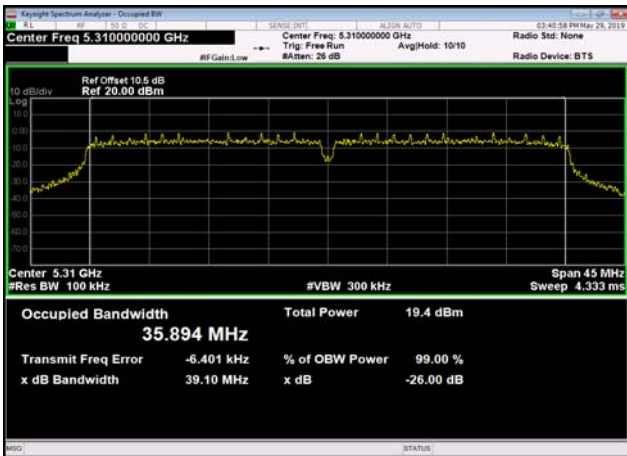


U-NII-2a 26dB Bandwidth-802.11ac(40MHz)
,5270MHz

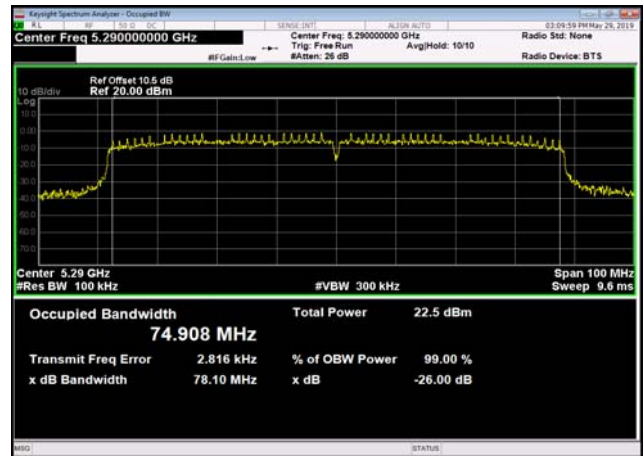




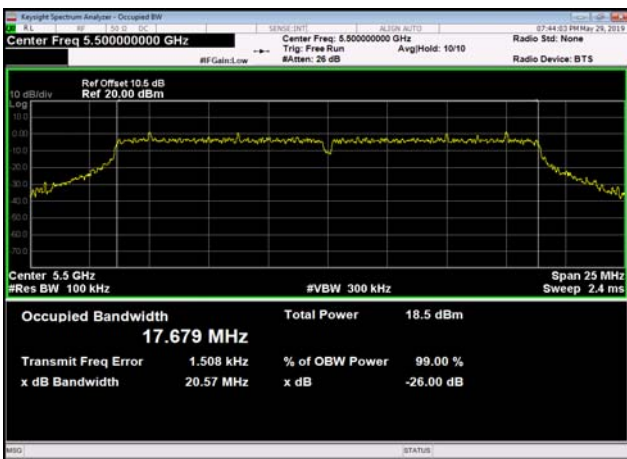
U-NII-2a 26dB Bandwidth-802.11ac(40MHz),5310MHz



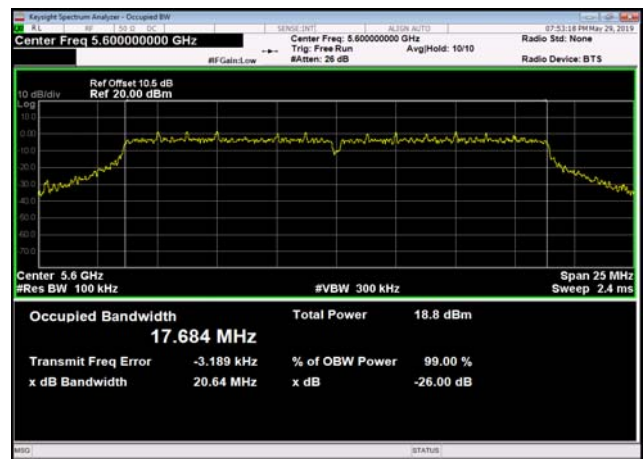
U-NII-2a 26dB Bandwidth-802.11ac(80MHz),5290MHz



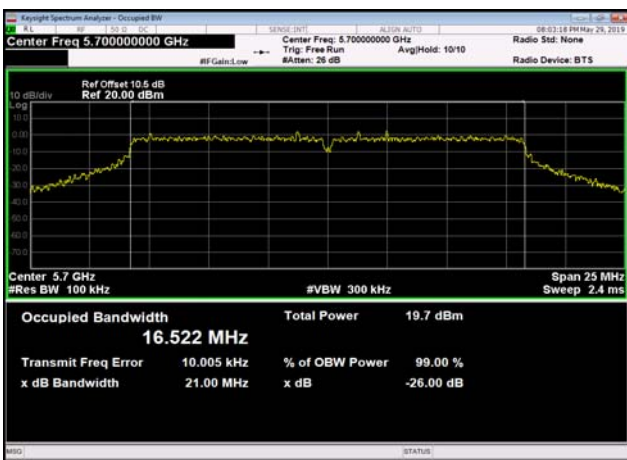
U-NII-2c 26dB Bandwidth-802.11n(20MHz),5500MHz



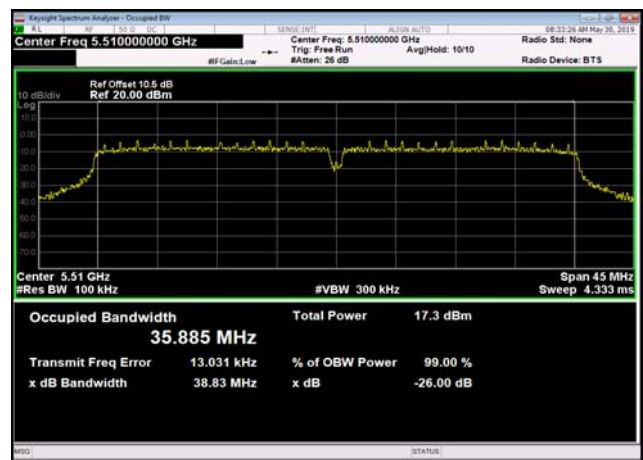
U-NII-2c 26dB Bandwidth-802.11n(20MHz),5600MHz



U-NII-2c 26dB Bandwidth-802.11n(20MHz),5700MHz

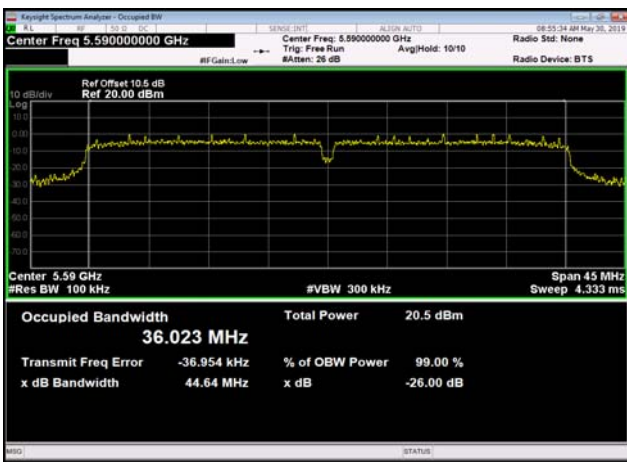


U-NII-2c 26dB Bandwidth-802.11n(40MHz),5510MHz

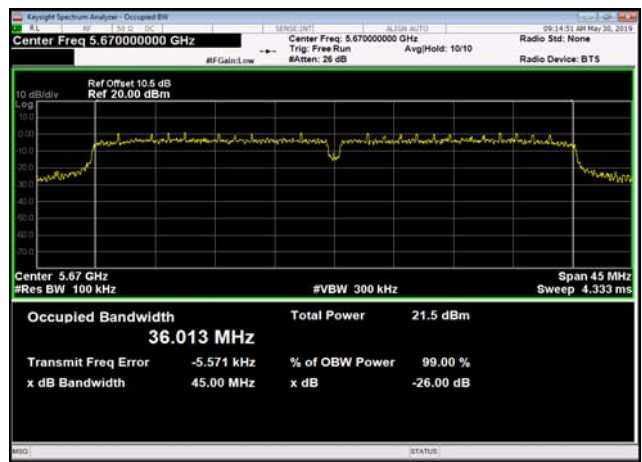




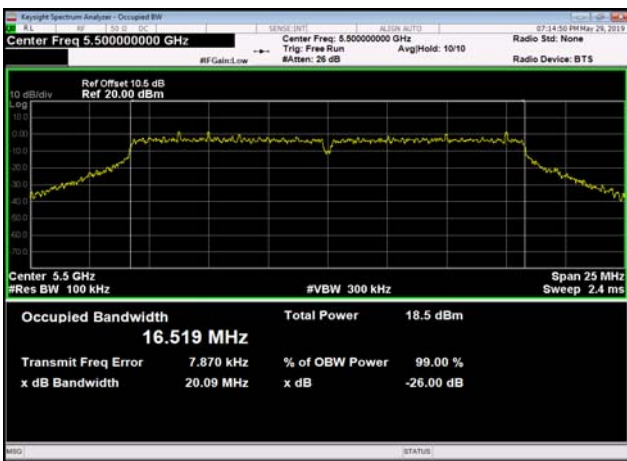
U-NII-2c 26dB Bandwidth-802.11n(40MHz)
,5590MHz



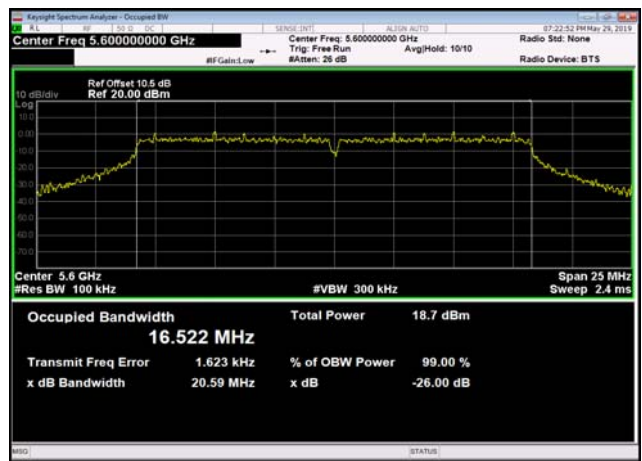
U-NII-2c 26dB Bandwidth-802.11n(40MHz)
,5670MHz



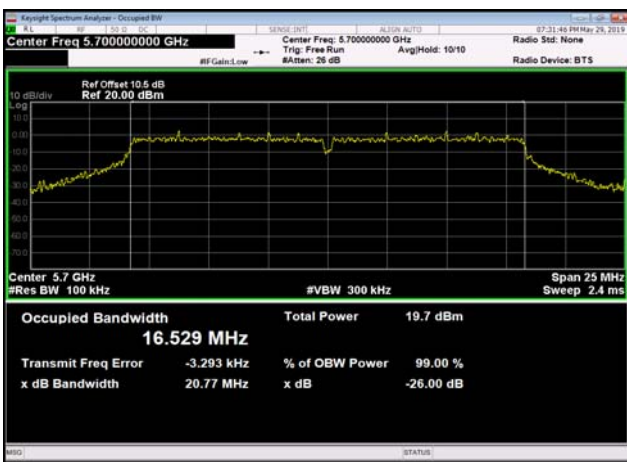
U-NII-2c 26dB Bandwidth-802.11a(20MHz)
,5500MHz



U-NII-2c 26dB Bandwidth-802.11a(20MHz)
,5600MHz



U-NII-2c 26dB Bandwidth-802.11a(20MHz)
,5700MHz



U-NII-2c 26dB Bandwidth-802.11ac(20MHz)
,5500MHz

