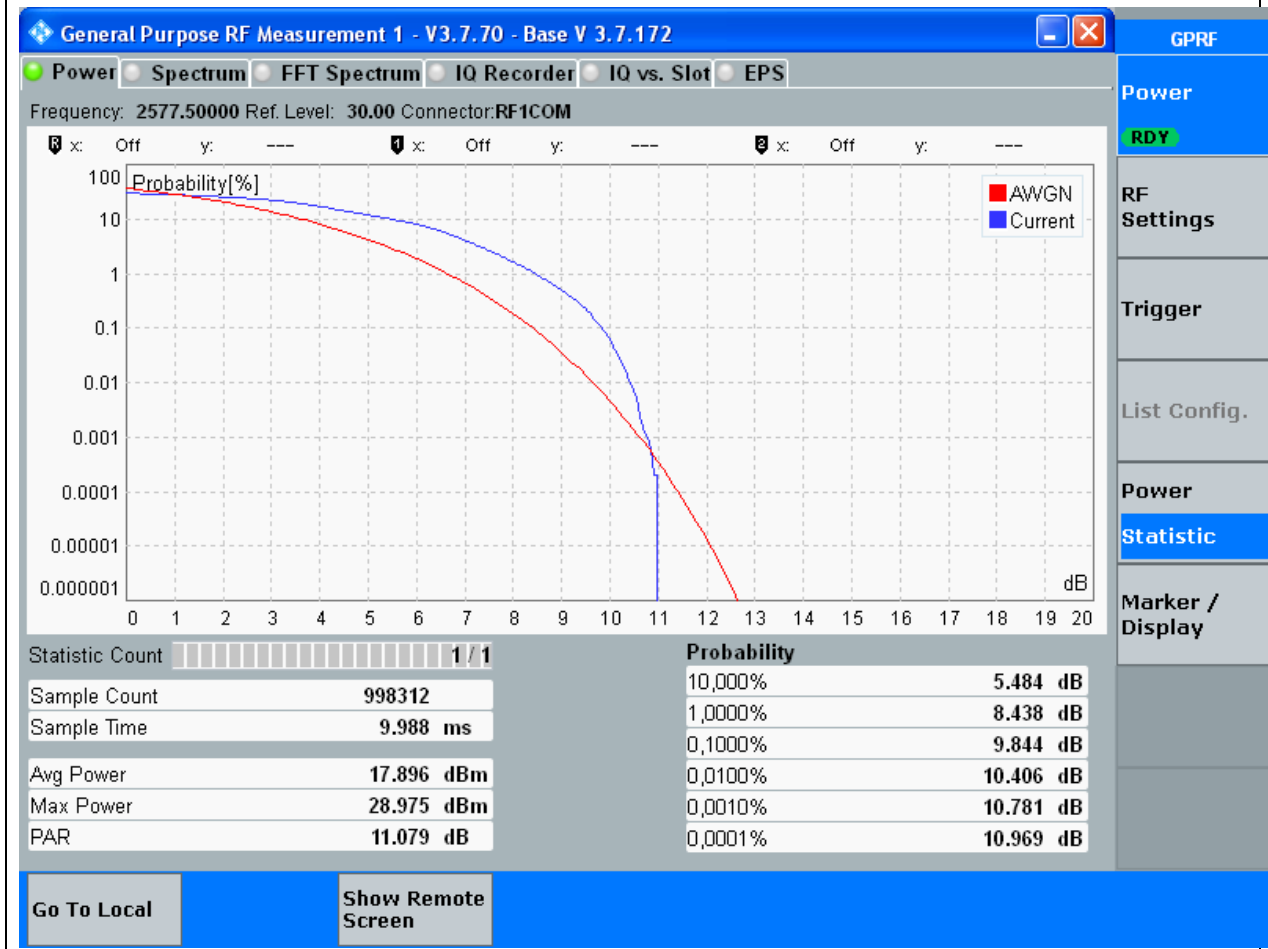


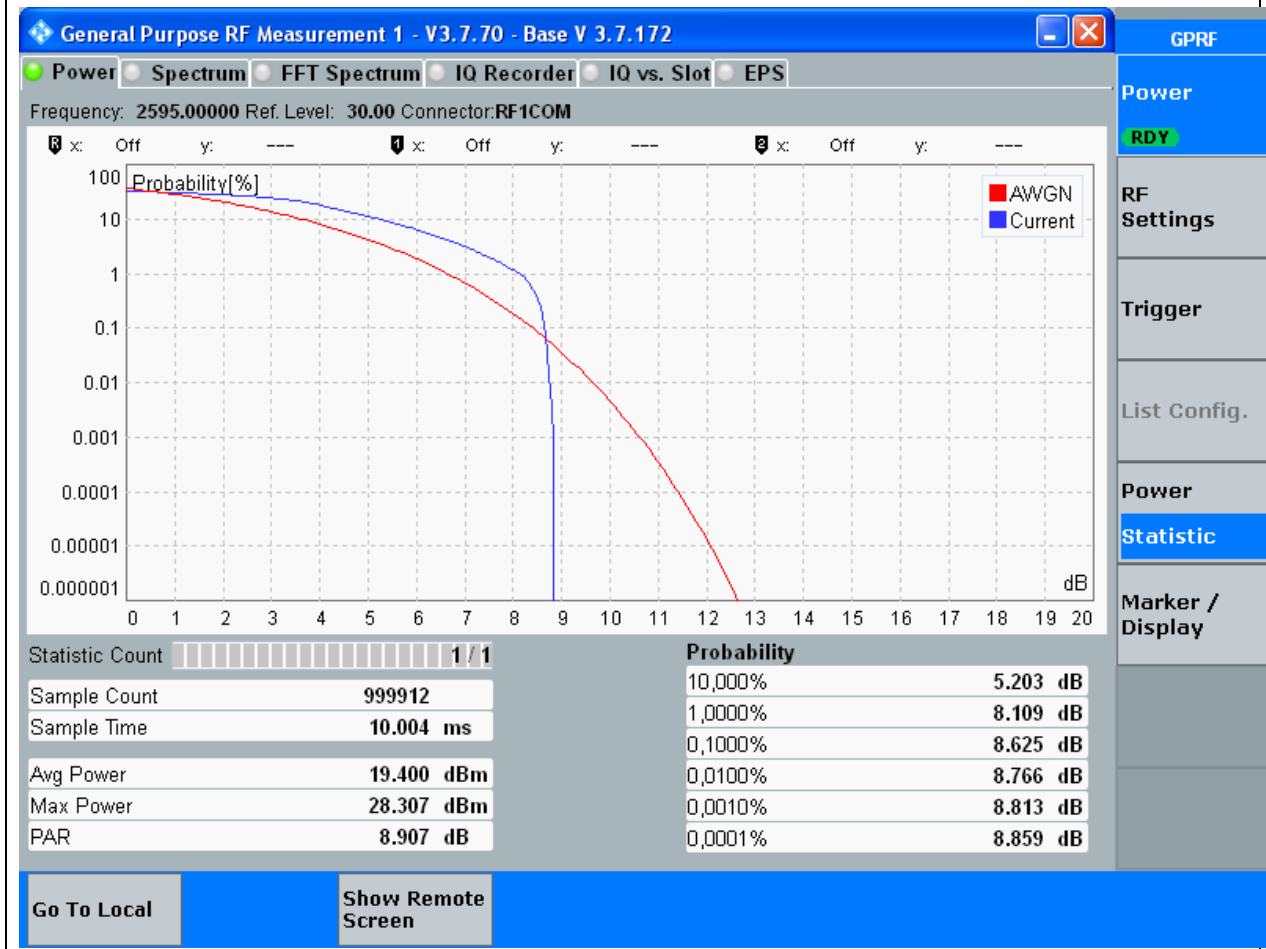
**13.28. LTE Peak to Average Ratio\_Part22-24-27(NTNV)(Channel:37825, Bandwidth:15, Modulation:16QAM, RB Number:75, RB Position:0)**

| Center Frequency(MHz) | PAR Percent (%) | PAR (dB) | Upper Limit (dB) | Verdict |
|-----------------------|-----------------|----------|------------------|---------|
| 2577.5                | 0.1             | 9.84     | 13               | Pass    |



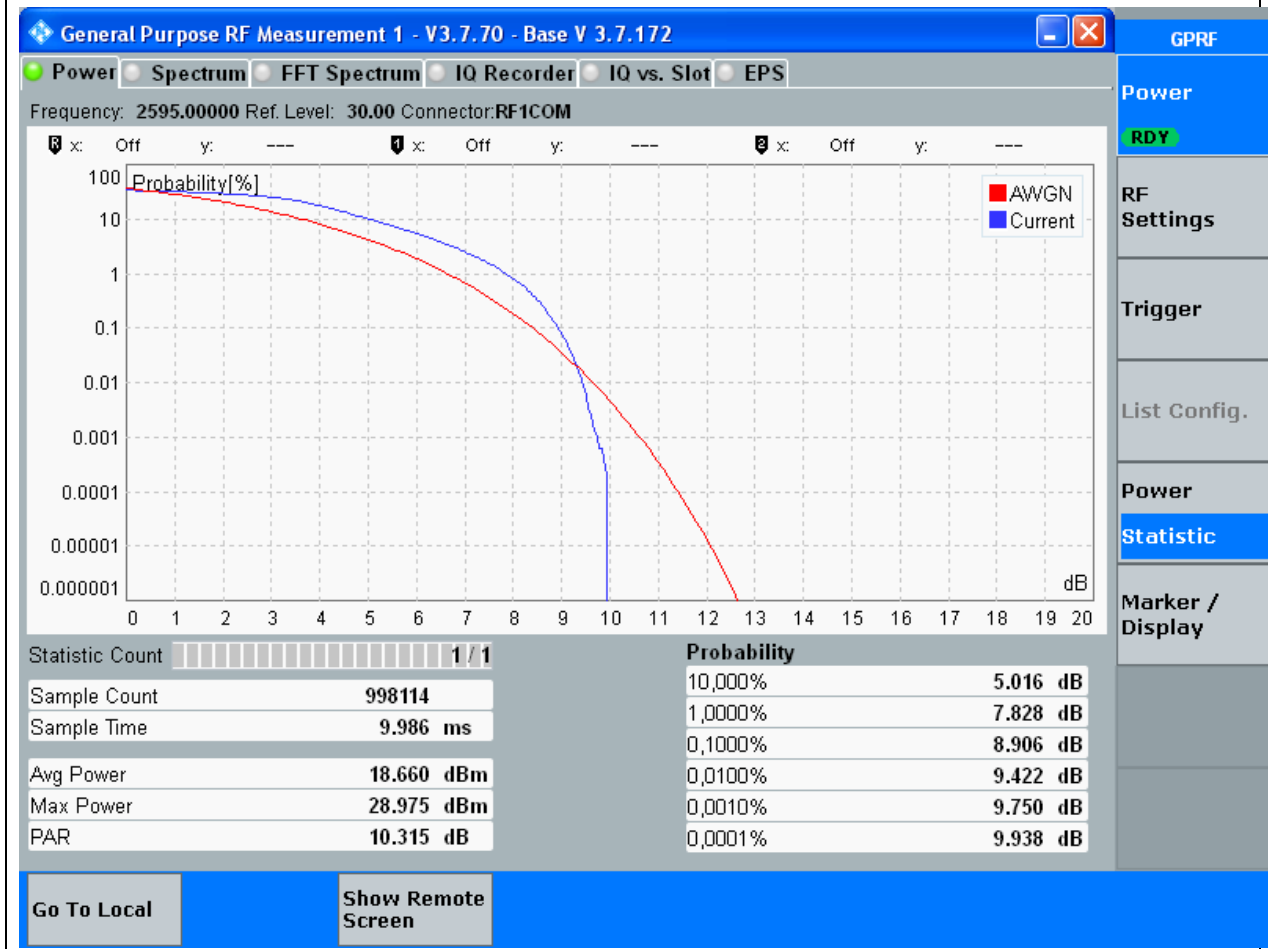
**13.29. LTE Peak to Average Ratio\_Part22-24-27(NTNV)(Channel:38000, Bandwidth:15, Modulation:QPSK, RB Number:1, RB Position:0)**

| Center Frequency(MHz) | PAR Percent (%) | PAR (dB) | Upper Limit (dB) | Verdict |
|-----------------------|-----------------|----------|------------------|---------|
| 2595                  | 0.1             | 8.62     | 13               | Pass    |



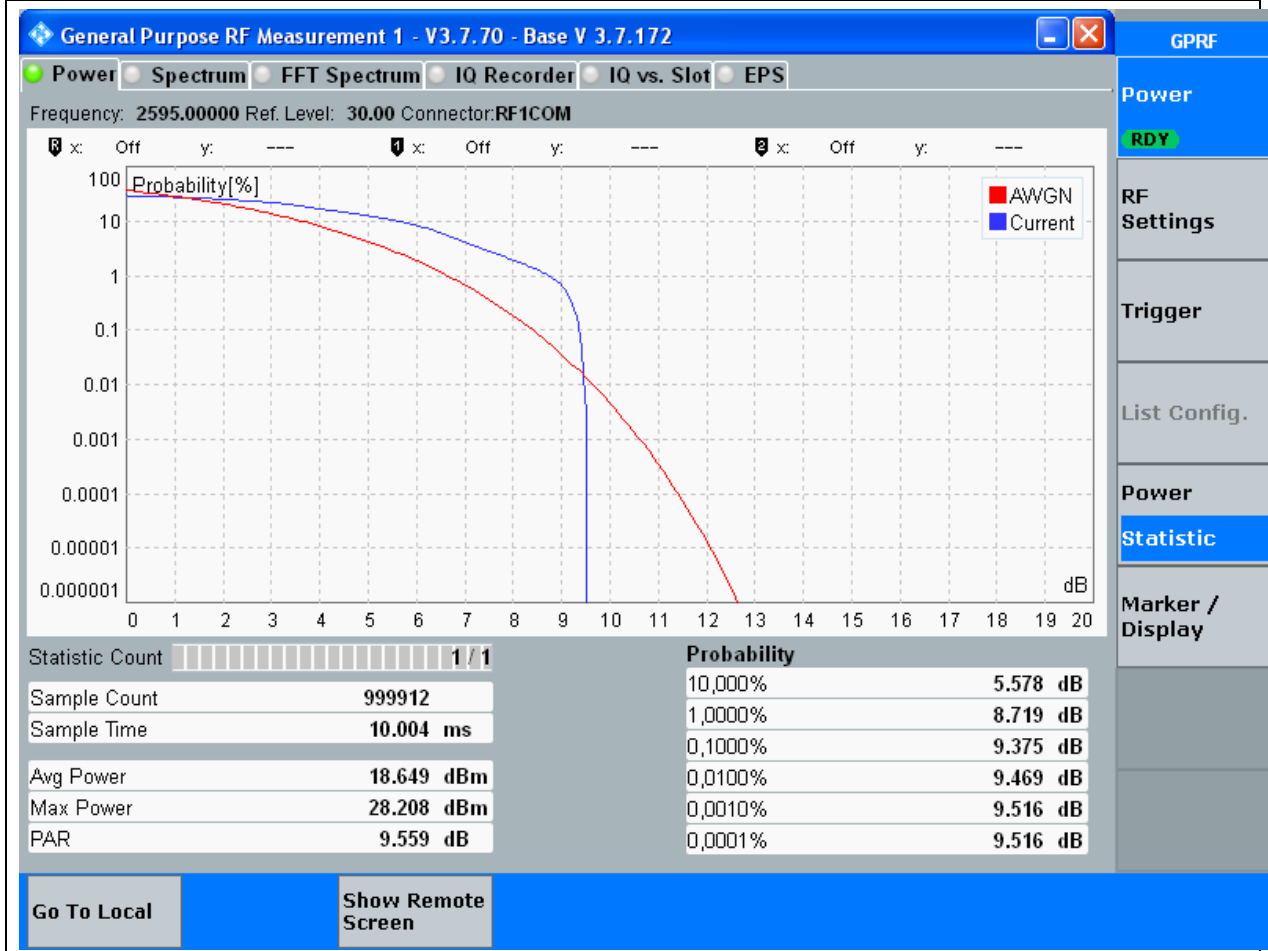
**13.30. LTE Peak to Average Ratio\_Part22-24-27(NTNV)(Channel:38000, Bandwidth:15, Modulation:QPSK, RB Number:75, RB Position:0)**

| Center Frequency(MHz) | PAR Percent (%) | PAR (dB) | Upper Limit (dB) | Verdict |
|-----------------------|-----------------|----------|------------------|---------|
| 2595                  | 0.1             | 8.91     | 13               | Pass    |



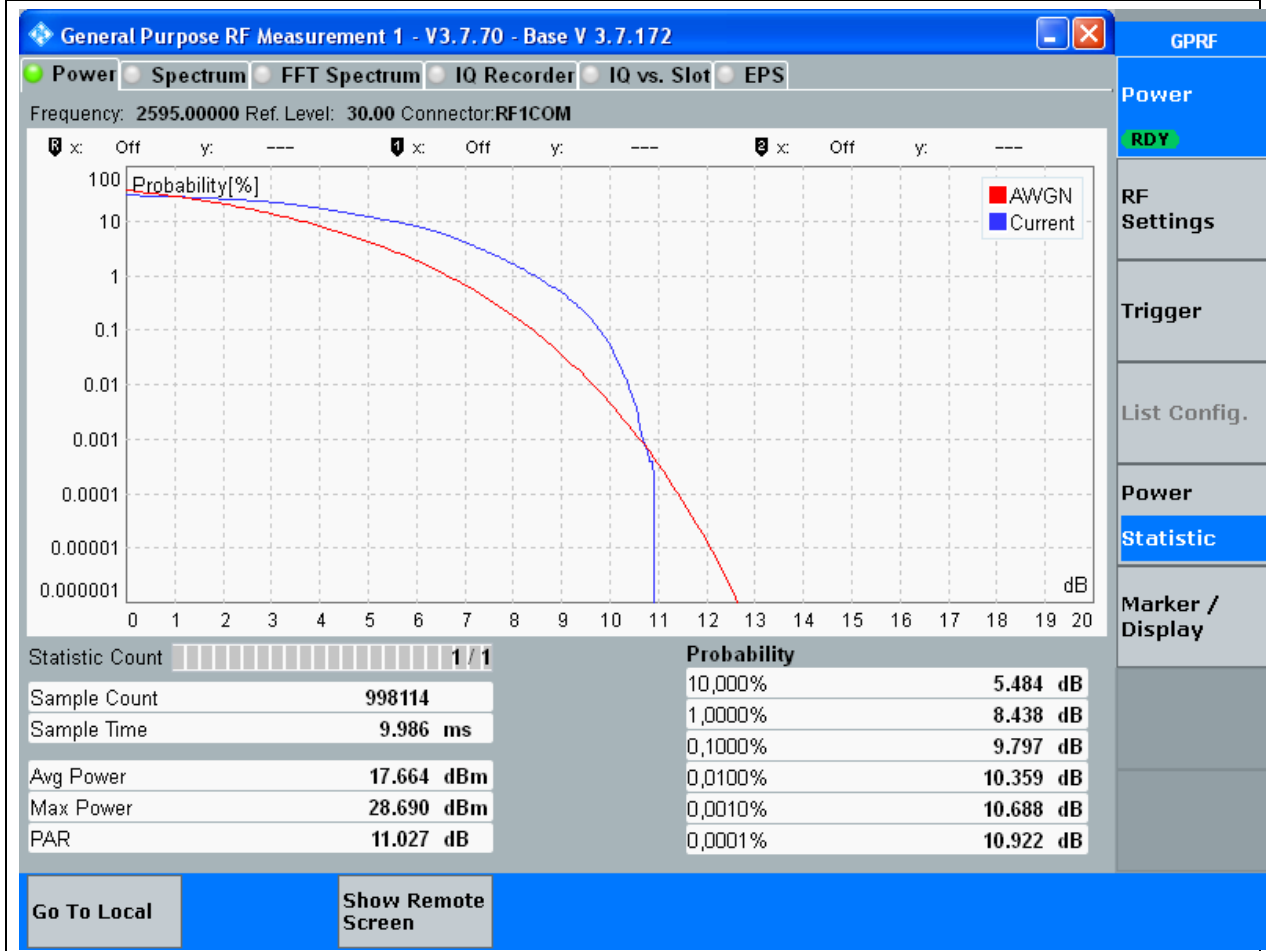
**13.31. LTE Peak to Average Ratio\_Part22-24-27(NTNV)(Channel:38000, Bandwidth:15, Modulation:16QAM, RB Number:1, RB Position:0)**

| Center Frequency(MHz) | PAR Percent (%) | PAR (dB) | Upper Limit (dB) | Verdict |
|-----------------------|-----------------|----------|------------------|---------|
| 2595                  | 0.1             | 9.37     | 13               | Pass    |



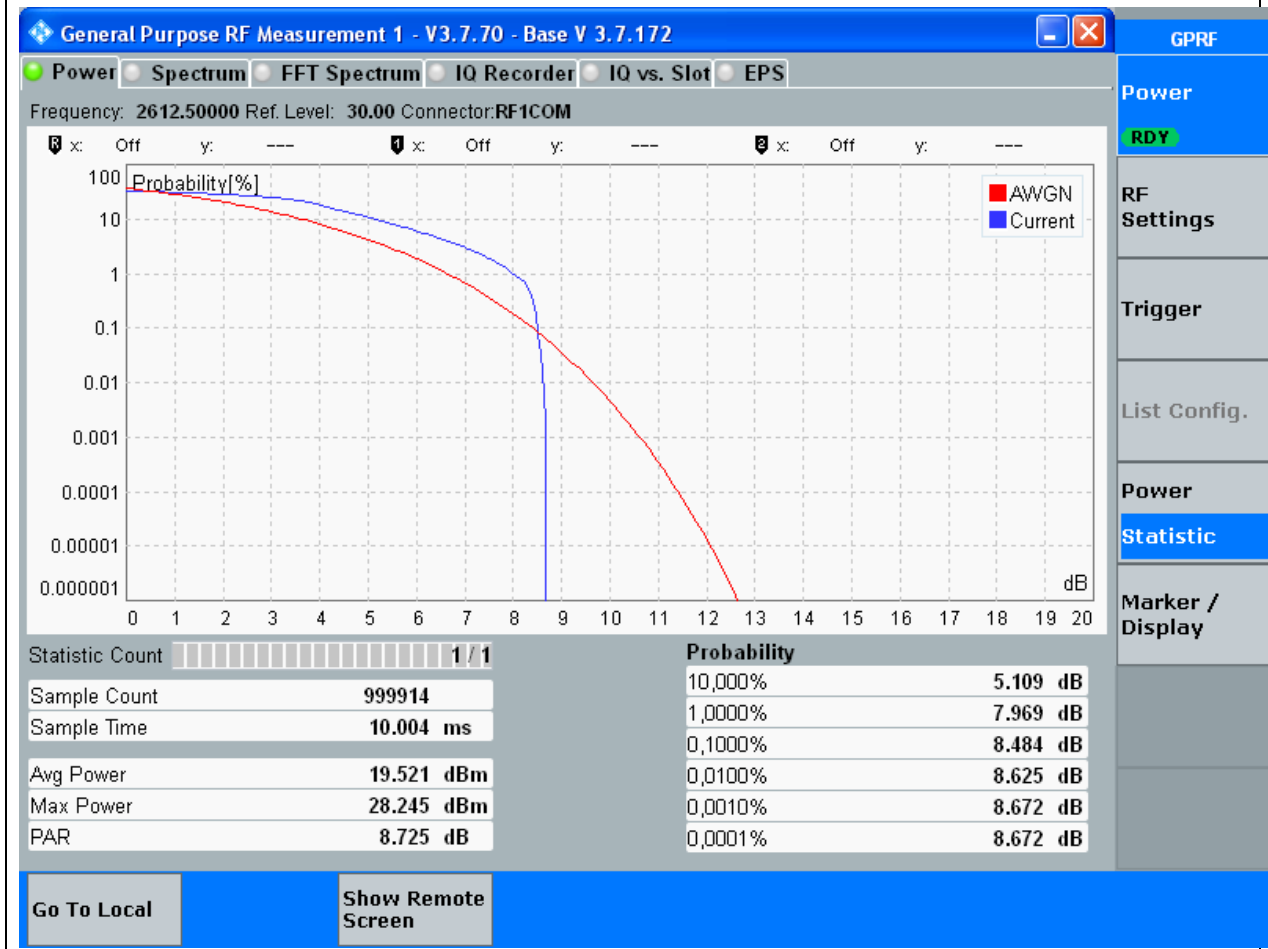
**13.32. LTE Peak to Average Ratio\_Part22-24-27(NTNV)(Channel:38000, Bandwidth:15, Modulation:16QAM, RB Number:75, RB Position:0)**

| Center Frequency(MHz) | PAR Percent (%) | PAR (dB) | Upper Limit (dB) | Verdict |
|-----------------------|-----------------|----------|------------------|---------|
| 2595                  | 0.1             | 9.8      | 13               | Pass    |



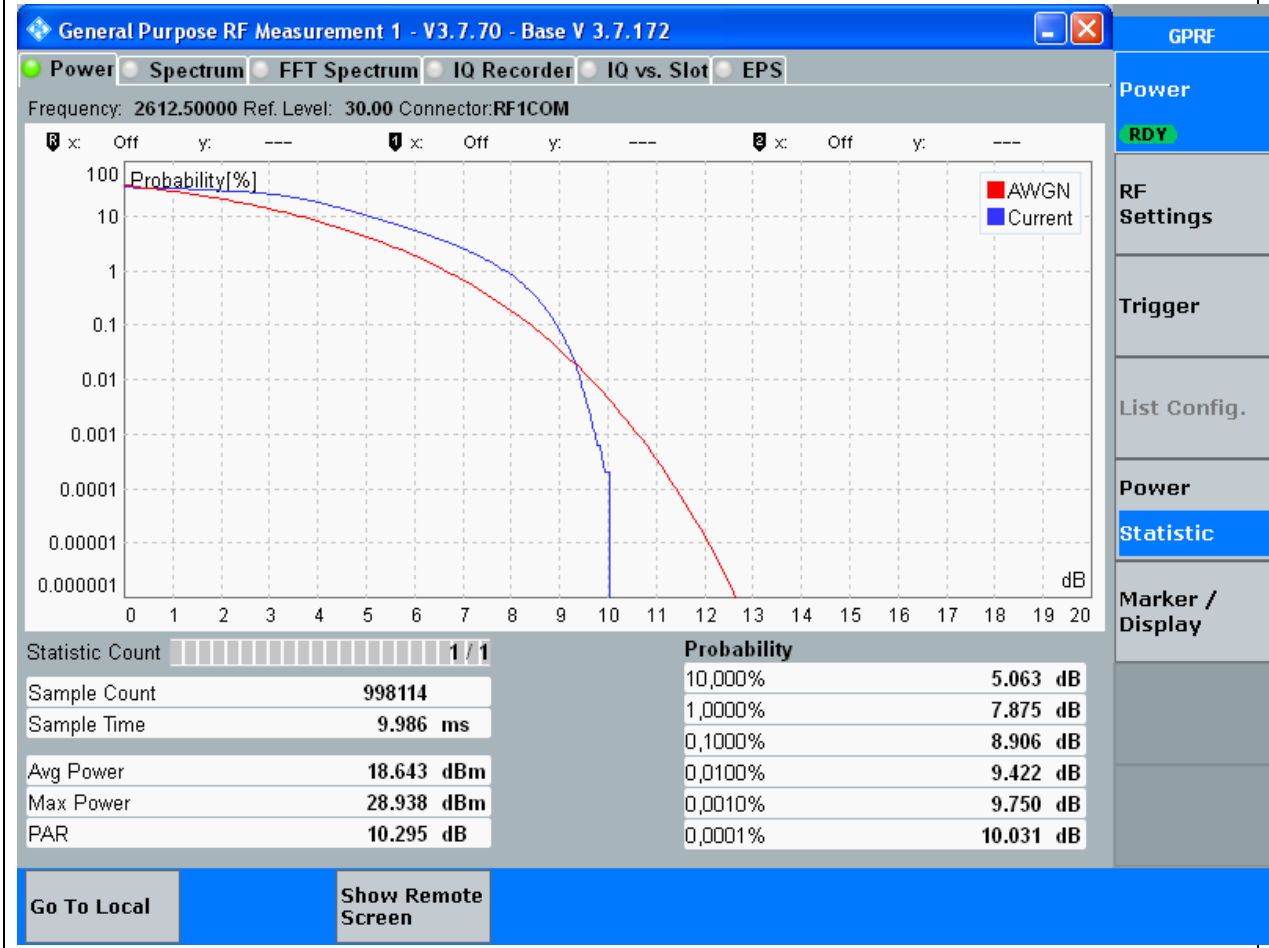
**13.33. LTE Peak to Average Ratio\_Part22-24-27(NTNV)(Channel:38175, Bandwidth:15, Modulation:QPSK, RB Number:1, RB Position:0)**

| Center Frequency(MHz) | PAR Percent (%) | PAR (dB) | Upper Limit (dB) | Verdict |
|-----------------------|-----------------|----------|------------------|---------|
| 2612.5                | 0.1             | 8.48     | 13               | Pass    |



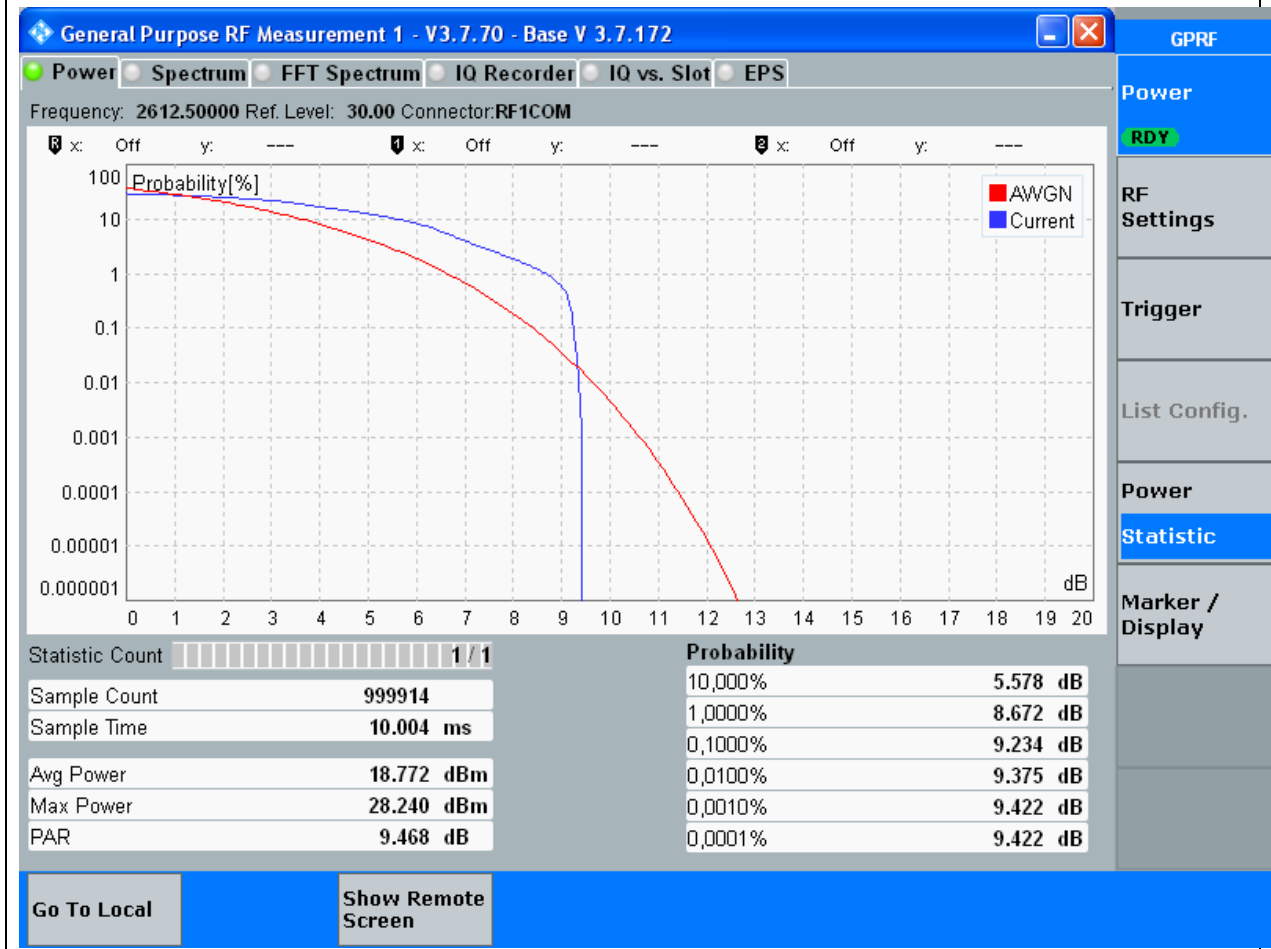
**13.34. LTE Peak to Average Ratio\_Part22-24-27(NTNV)(Channel:38175, Bandwidth:15, Modulation:QPSK, RB Number:75, RB Position:0)**

| Center Frequency(MHz) | PAR Percent (%) | PAR (dB) | Upper Limit (dB) | Verdict |
|-----------------------|-----------------|----------|------------------|---------|
| 2612.5                | 0.1             | 8.91     | 13               | Pass    |



**13.35. LTE Peak to Average Ratio\_Part22-24-27(NTNV)(Channel:38175, Bandwidth:15, Modulation:16QAM, RB Number:1, RB Position:0)**

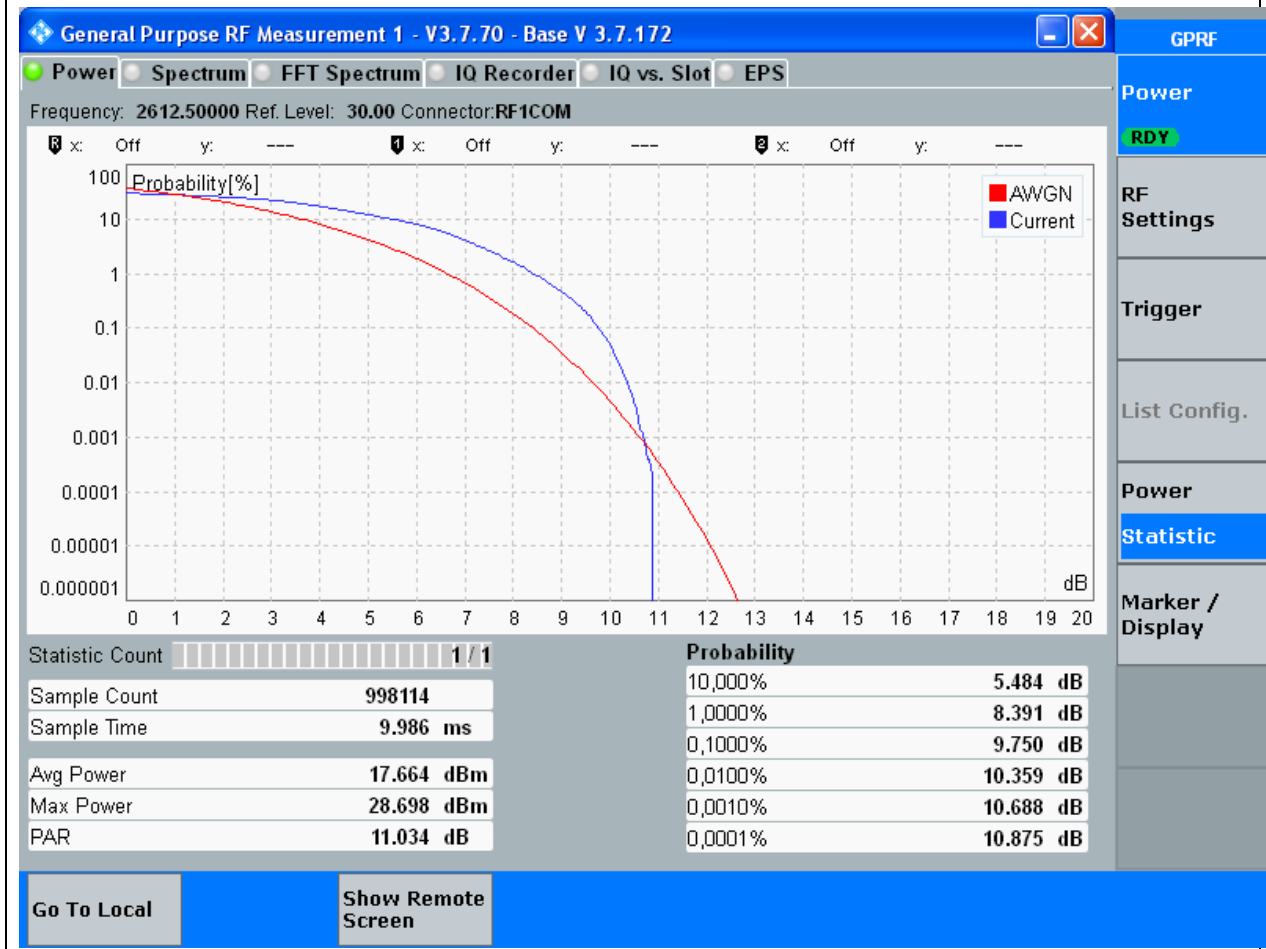
| Center Frequency(MHz) | PAR Percent (%) | PAR (dB) | Upper Limit (dB) | Verdict |
|-----------------------|-----------------|----------|------------------|---------|
| 2612.5                | 0.1             | 9.23     | 13               | Pass    |





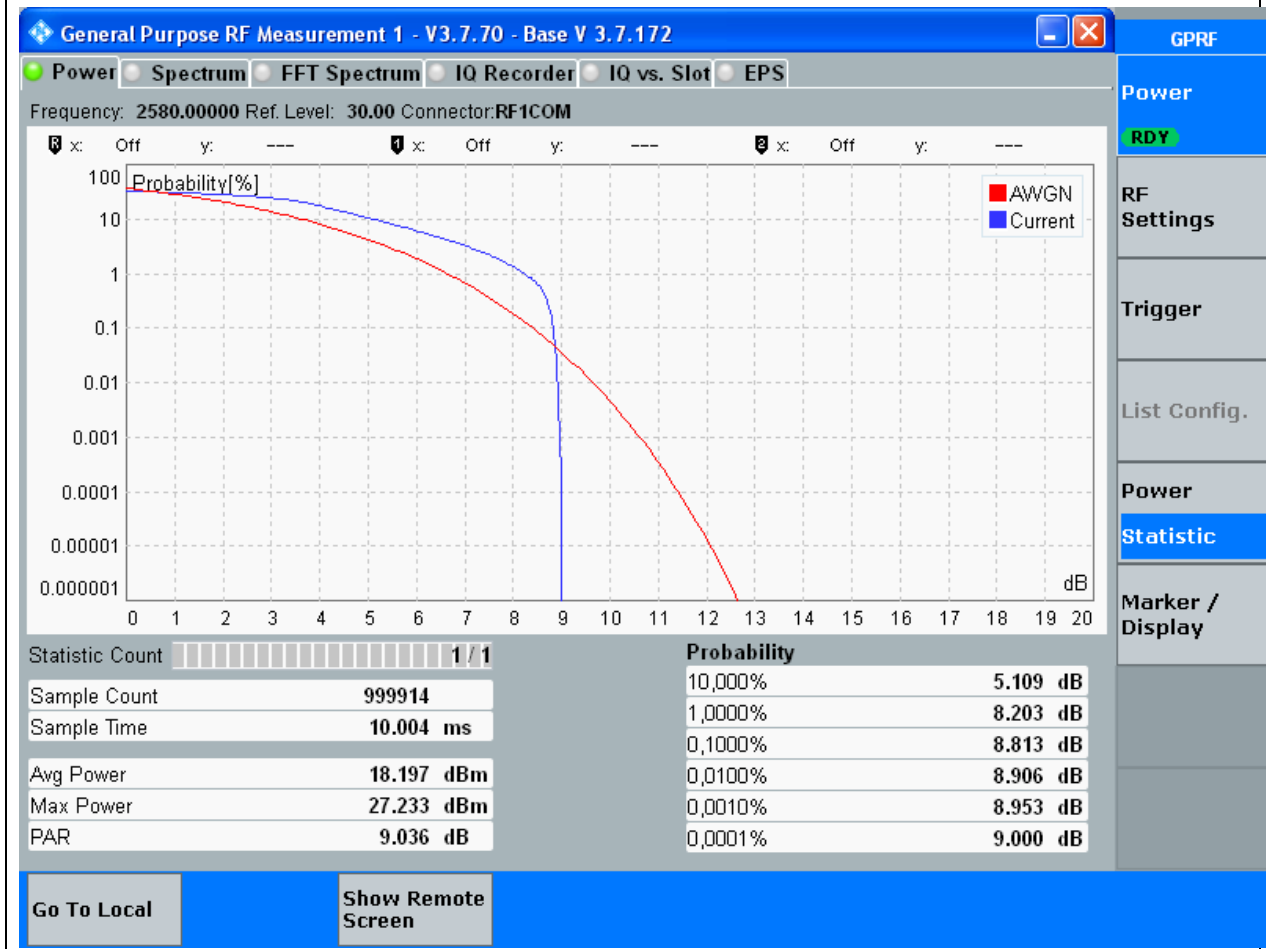
**13.36. LTE Peak to Average Ratio\_Part22-24-27(NTNV)(Channel:38175, Bandwidth:15, Modulation:16QAM, RB Number:75, RB Position:0)**

| Center Frequency(MHz) | PAR Percent (%) | PAR (dB) | Upper Limit (dB) | Verdict |
|-----------------------|-----------------|----------|------------------|---------|
| 2612.5                | 0.1             | 9.75     | 13               | Pass    |



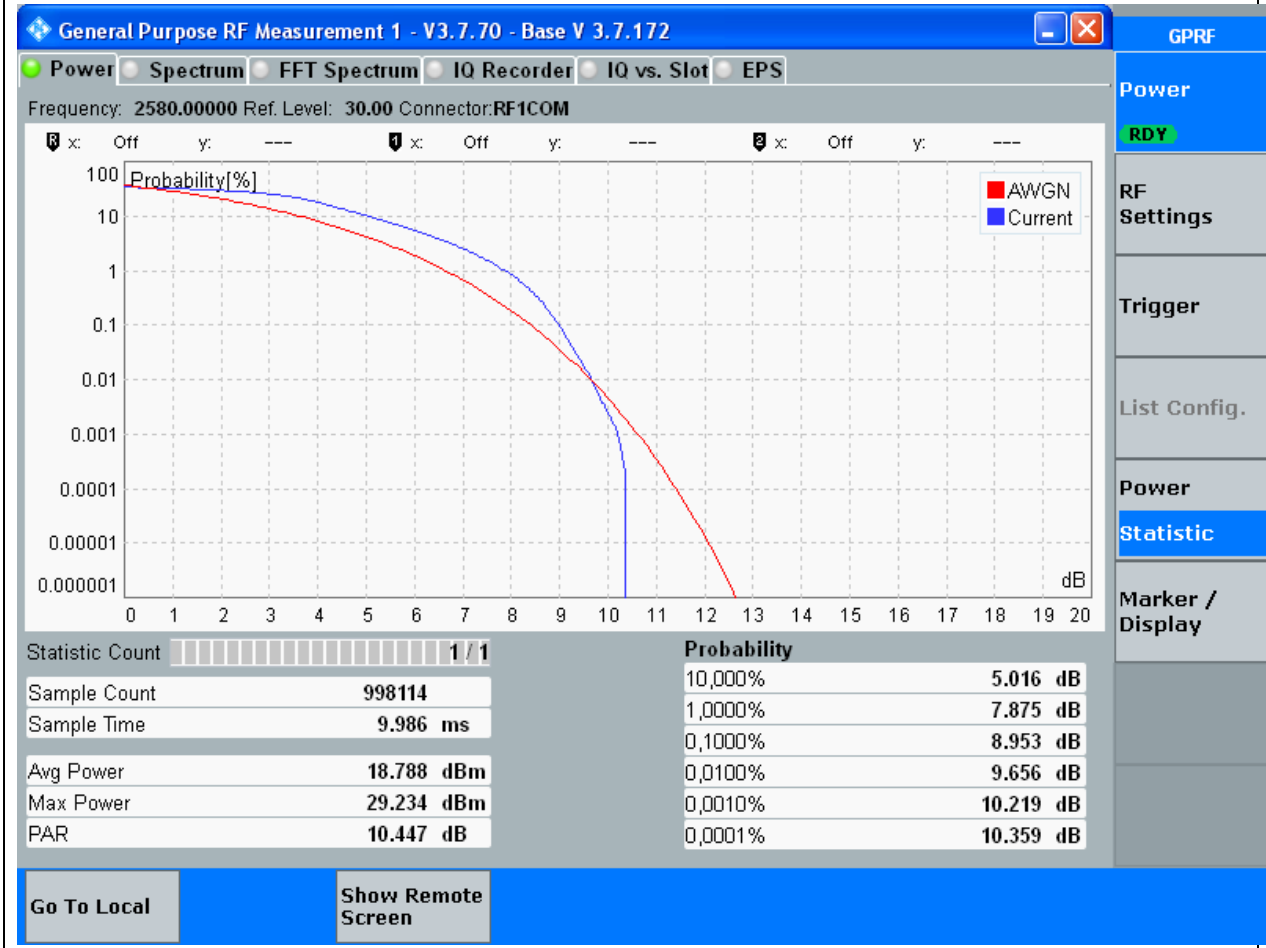
**13.37. LTE Peak to Average Ratio\_Part22-24-27(NTNV)(Channel:37850, Bandwidth:20, Modulation:QPSK, RB Number:1, RB Position:0)**

| Center Frequency(MHz) | PAR Percent (%) | PAR (dB) | Upper Limit (dB) | Verdict |
|-----------------------|-----------------|----------|------------------|---------|
| 2580                  | 0.1             | 8.81     | 13               | Pass    |



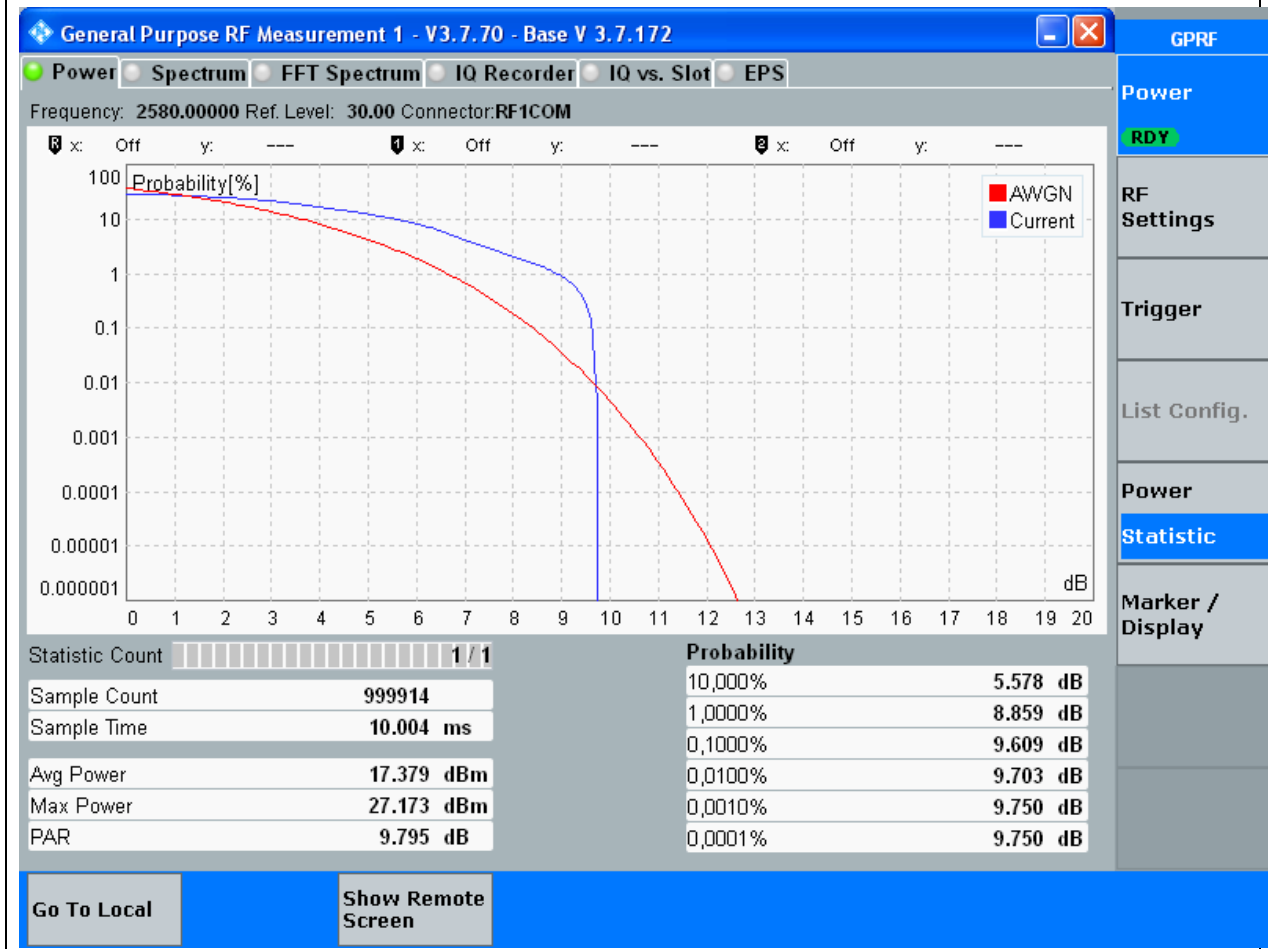
**13.38. LTE Peak to Average Ratio\_Part22-24-27(NTNV)(Channel:37850, Bandwidth:20, Modulation:QPSK, RB Number:100, RB Position:0)**

| Center Frequency(MHz) | PAR Percent (%) | PAR (dB) | Upper Limit (dB) | Verdict |
|-----------------------|-----------------|----------|------------------|---------|
| 2580                  | 0.1             | 8.95     | 13               | Pass    |



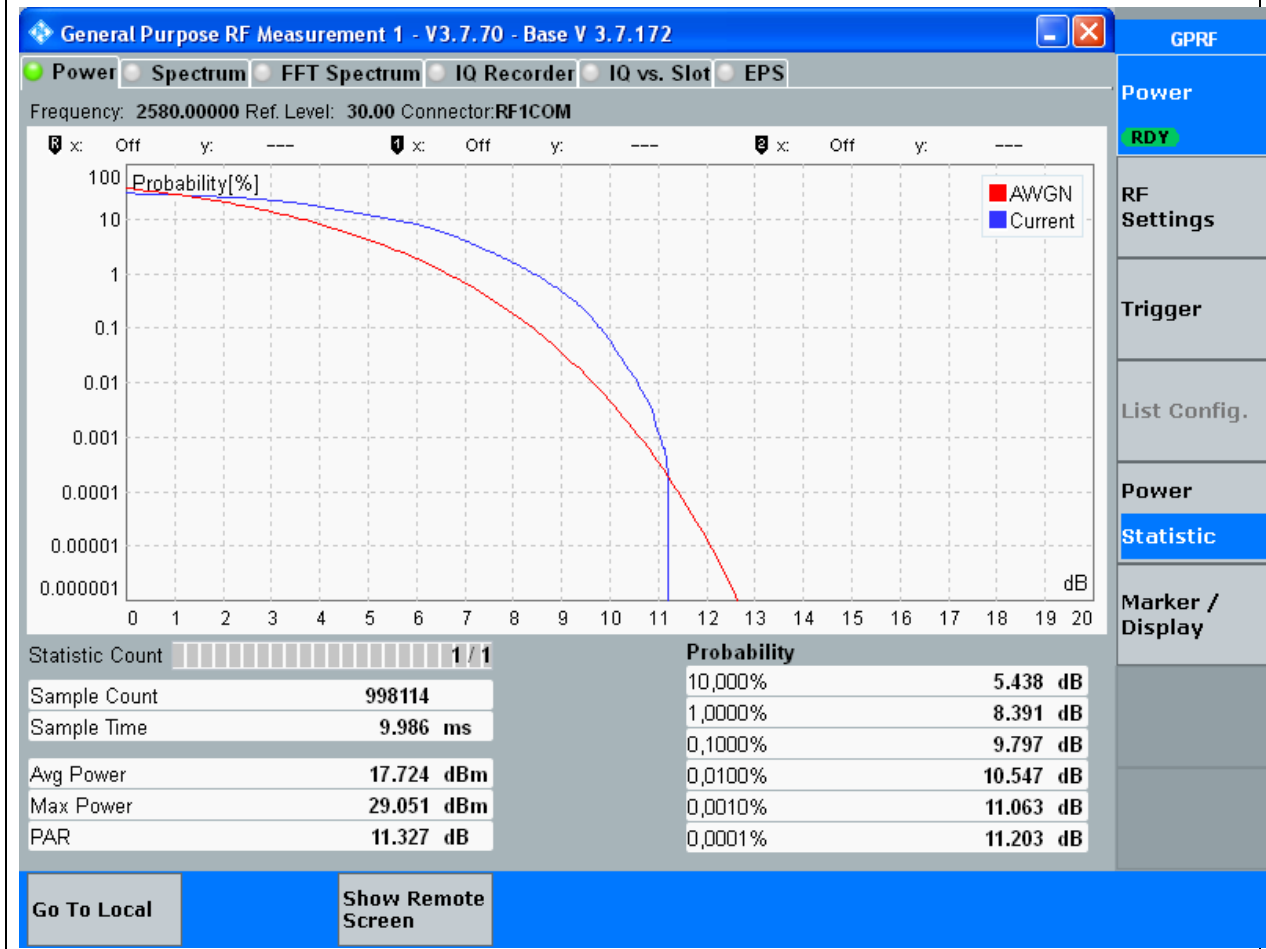
**13.39. LTE Peak to Average Ratio\_Part22-24-27(NTNV)(Channel:37850, Bandwidth:20, Modulation:16QAM, RB Number:1, RB Position:0)**

| Center Frequency(MHz) | PAR Percent (%) | PAR (dB) | Upper Limit (dB) | Verdict |
|-----------------------|-----------------|----------|------------------|---------|
| 2580                  | 0.1             | 9.61     | 13               | Pass    |



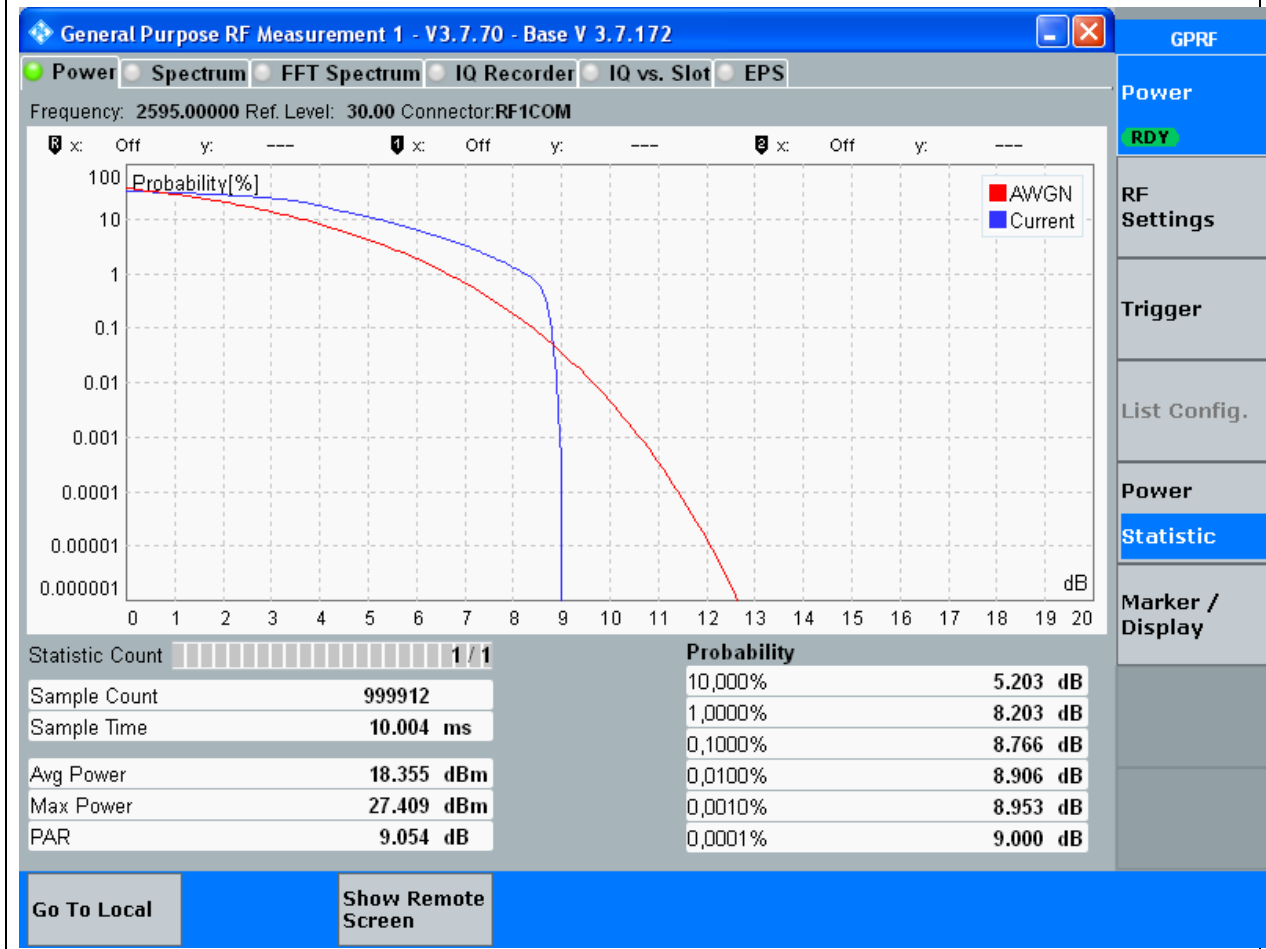
**13.40. LTE Peak to Average Ratio\_Part22-24-27(NTNV)(Channel:37850, Bandwidth:20, Modulation:16QAM, RB Number:100, RB Position:0)**

| Center Frequency(MHz) | PAR Percent (%) | PAR (dB) | Upper Limit (dB) | Verdict |
|-----------------------|-----------------|----------|------------------|---------|
| 2580                  | 0.1             | 9.8      | 13               | Pass    |



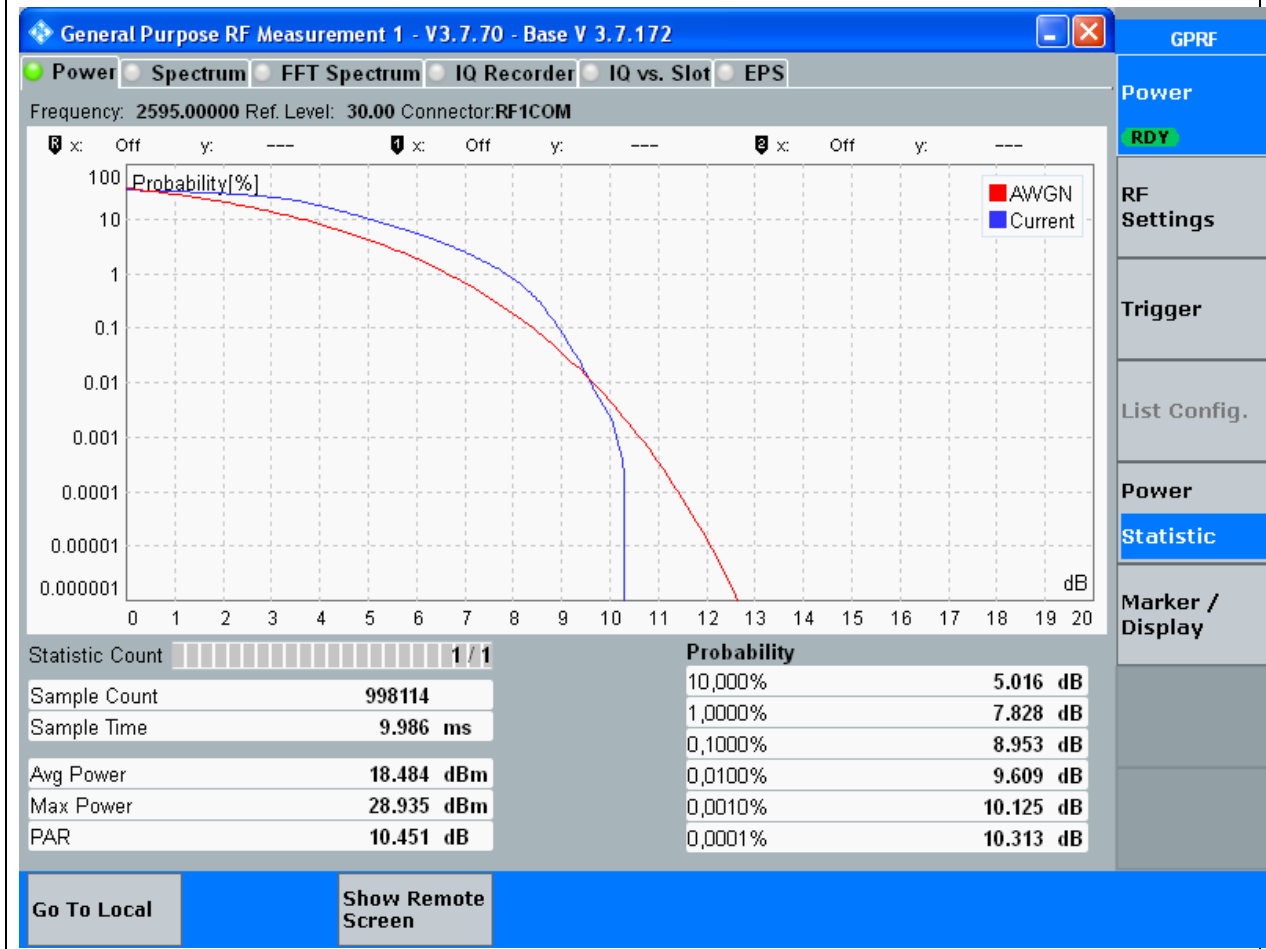
**13.41. LTE Peak to Average Ratio\_Part22-24-27(NTNV)(Channel:38000, Bandwidth:20, Modulation:QPSK, RB Number:1, RB Position:0)**

| Center Frequency(MHz) | PAR Percent (%) | PAR (dB) | Upper Limit (dB) | Verdict |
|-----------------------|-----------------|----------|------------------|---------|
| 2595                  | 0.1             | 8.77     | 13               | Pass    |



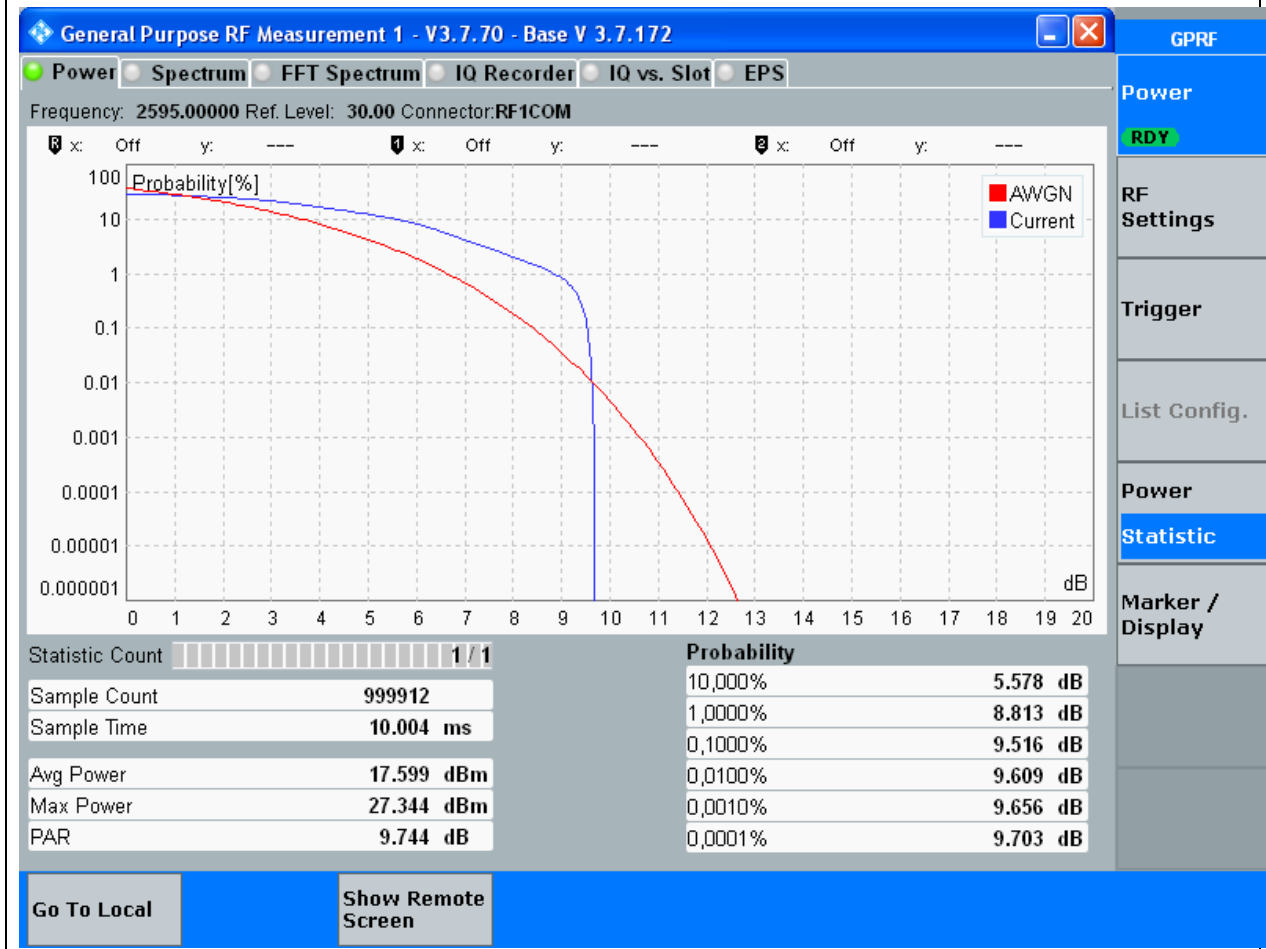
**13.42. LTE Peak to Average Ratio\_Part22-24-27(NTNV)(Channel:38000, Bandwidth:20, Modulation:QPSK, RB Number:100, RB Position:0)**

| Center Frequency(MHz) | PAR Percent (%) | PAR (dB) | Upper Limit (dB) | Verdict |
|-----------------------|-----------------|----------|------------------|---------|
| 2595                  | 0.1             | 8.95     | 13               | Pass    |



**13.43. LTE Peak to Average Ratio\_Part22-24-27(NTNV)(Channel:38000, Bandwidth:20, Modulation:16QAM, RB Number:1, RB Position:0)**

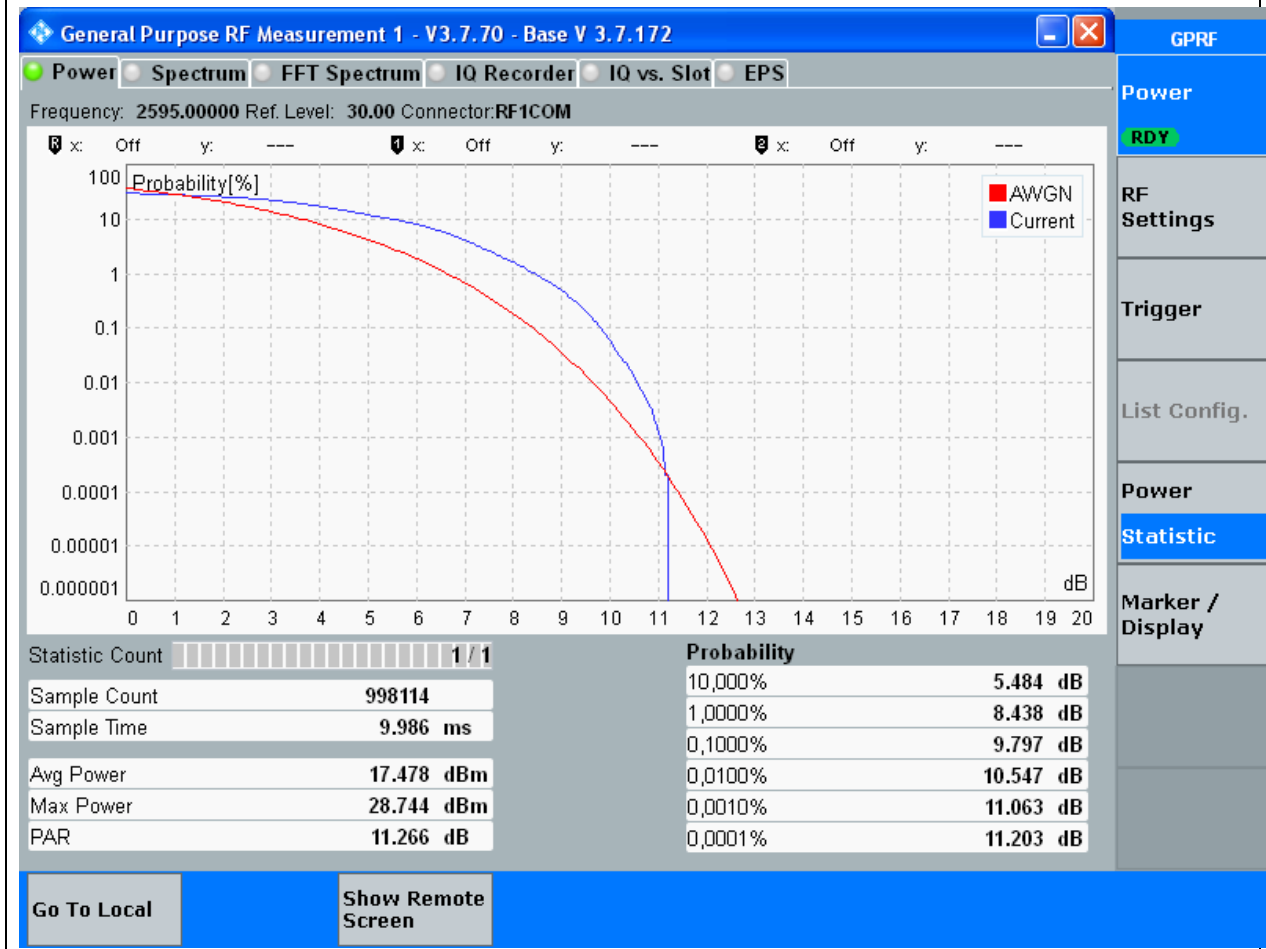
| Center Frequency(MHz) | PAR Percent (%) | PAR (dB) | Upper Limit (dB) | Verdict |
|-----------------------|-----------------|----------|------------------|---------|
| 2595                  | 0.1             | 9.52     | 13               | Pass    |





**13.44. LTE Peak to Average Ratio\_Part22-24-27(NTNV)(Channel:38000, Bandwidth:20, Modulation:16QAM, RB Number:100, RB Position:0)**

| Center Frequency(MHz) | PAR Percent (%) | PAR (dB) | Upper Limit (dB) | Verdict |
|-----------------------|-----------------|----------|------------------|---------|
| 2595                  | 0.1             | 9.8      | 13               | Pass    |



**13.45. LTE Peak to Average Ratio\_Part22-24-27(NTNV)(Channel:38150, Bandwidth:20, Modulation:QPSK, RB Number:1, RB Position:0)**

| Center Frequency(MHz) | PAR Percent (%) | PAR (dB) | Upper Limit (dB) | Verdict |
|-----------------------|-----------------|----------|------------------|---------|
| 2610                  | 0.1             | 8.67     | 13               | Pass    |

General Purpose RF Measurement 1 - V3.7.70 - Base V 3.7.172
GPRF

Power Spectrum FFT Spectrum IQ Recorder IQ vs. Slot EPS

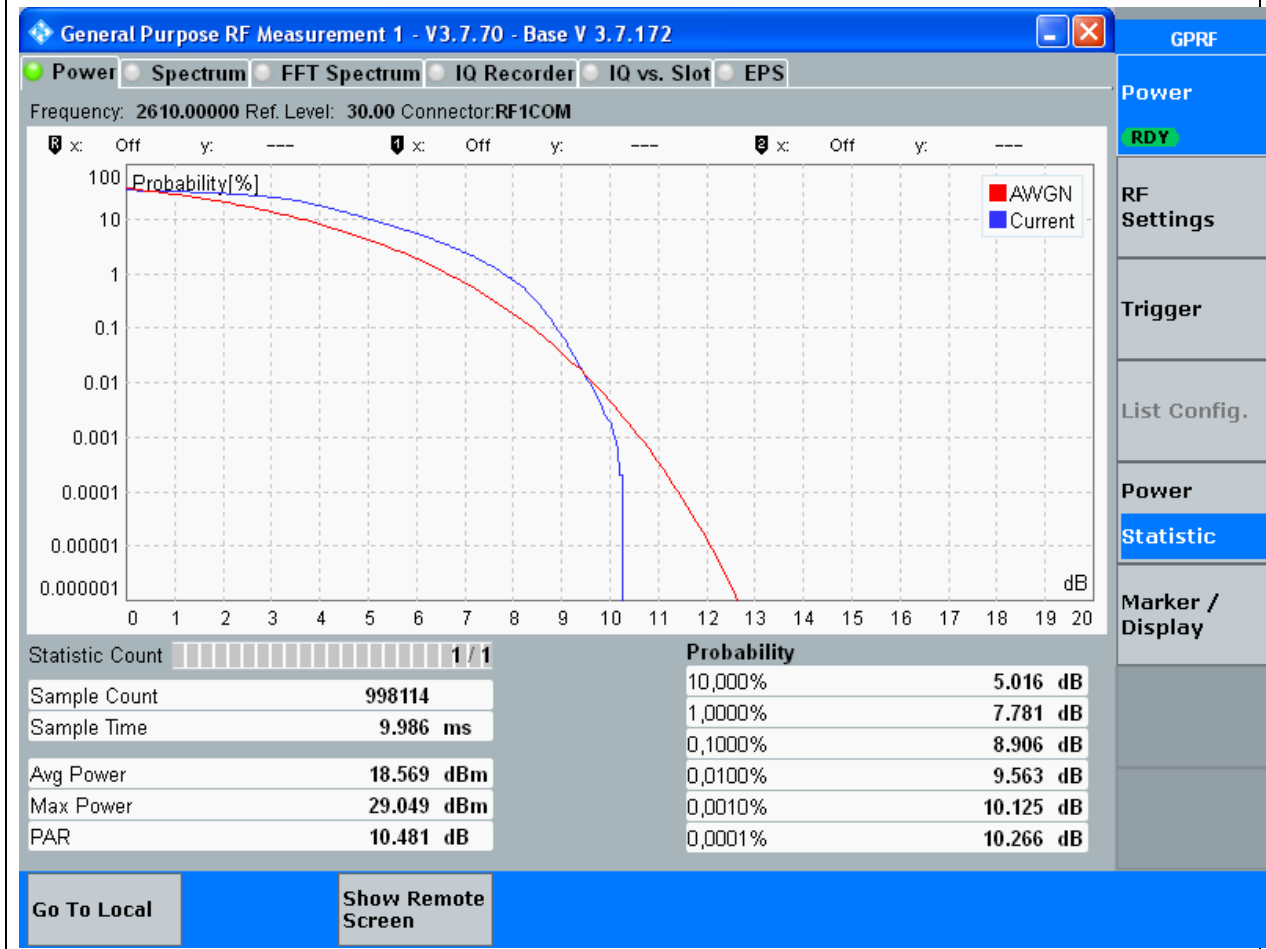
Frequency: 2610.00000 Ref. Level: 30.00 Connector:RF1COM

|                 |            |             |                  |
|-----------------|------------|-------------|------------------|
| Statistic Count |            | 1 / 1       |                  |
| Sample Count    | 999912     | Probability | 10,000% 5.156 dB |
| Sample Time     | 10.004 ms  |             | 1,0000% 8.109 dB |
|                 |            |             | 0,1000% 8.672 dB |
| Avg Power       | 18.743 dBm |             | 0,0100% 8.766 dB |
| Max Power       | 27.629 dBm |             | 0,0010% 8.813 dB |
| PAR             | 8.886 dB   |             | 0,0001% 8.859 dB |

Go To Local
Show Remote Screen

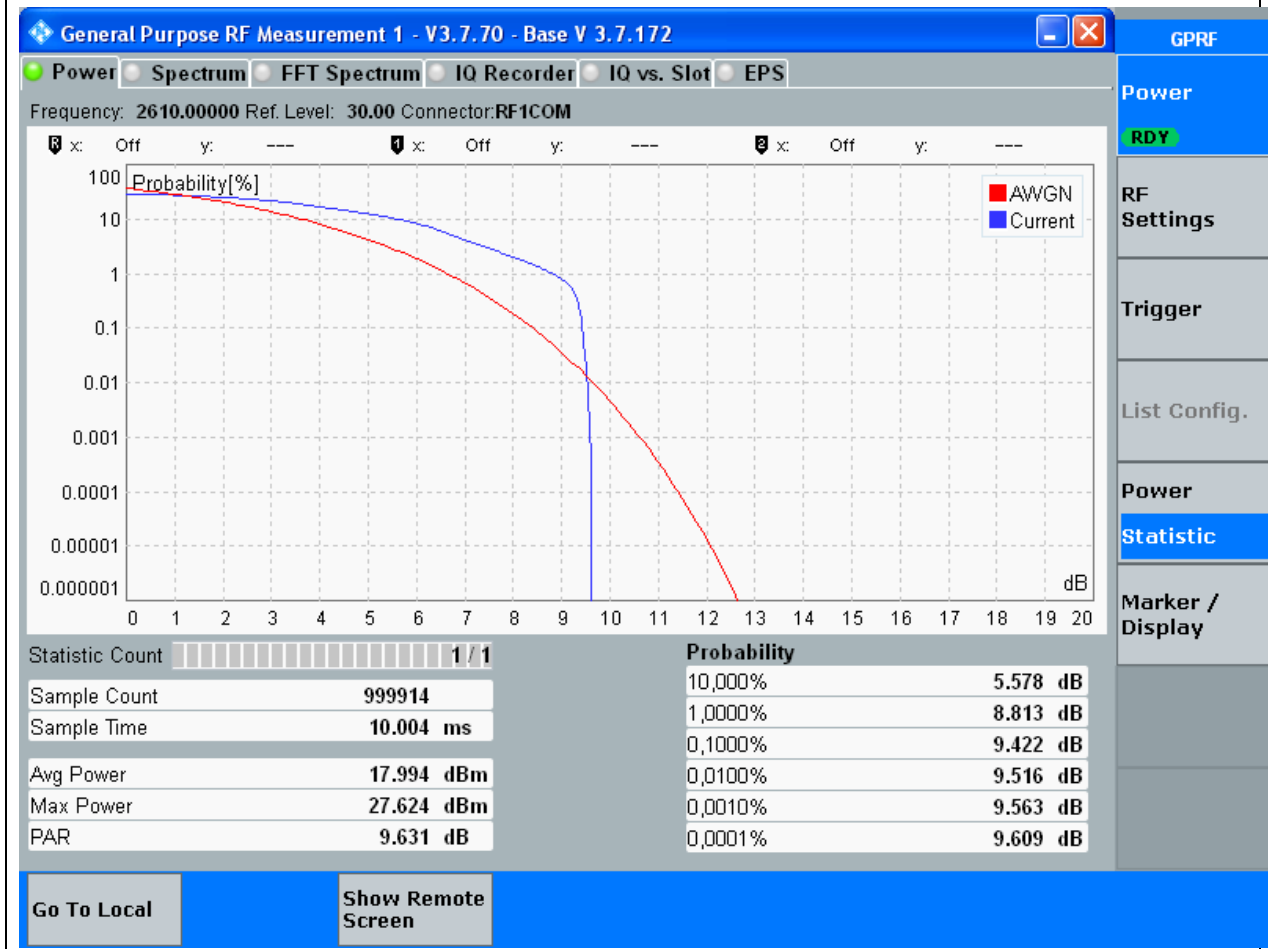
**13.46. LTE Peak to Average Ratio\_Part22-24-27(NTNV)(Channel:38150, Bandwidth:20, Modulation:QPSK, RB Number:100, RB Position:0)**

| Center Frequency(MHz) | PAR Percent (%) | PAR (dB) | Upper Limit (dB) | Verdict |
|-----------------------|-----------------|----------|------------------|---------|
| 2610                  | 0.1             | 8.91     | 13               | Pass    |



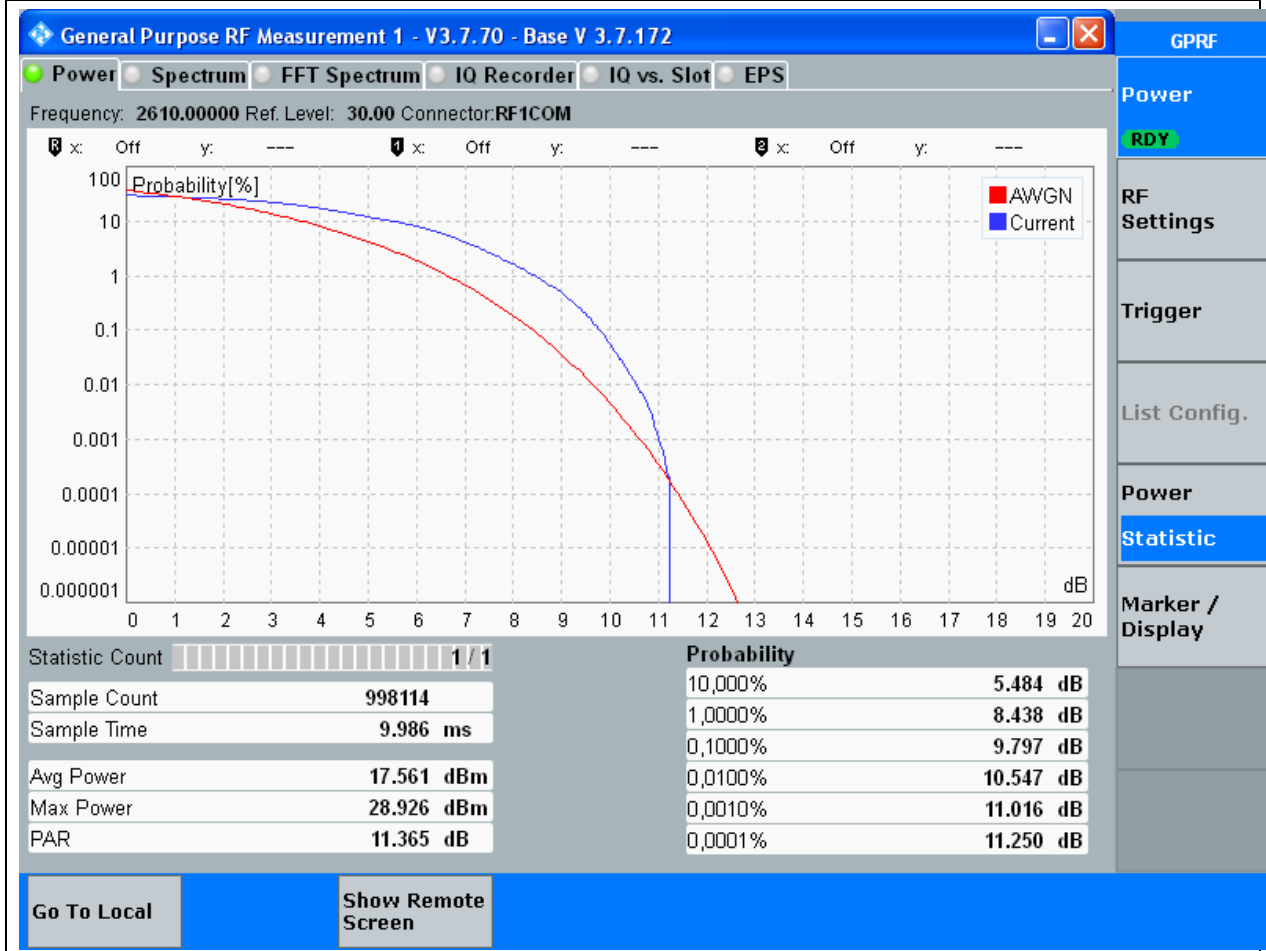
**13.47. LTE Peak to Average Ratio\_Part22-24-27(NTNV)(Channel:38150, Bandwidth:20, Modulation:16QAM, RB Number:1, RB Position:0)**

| Center Frequency(MHz) | PAR Percent (%) | PAR (dB) | Upper Limit (dB) | Verdict |
|-----------------------|-----------------|----------|------------------|---------|
| 2610                  | 0.1             | 9.42     | 13               | Pass    |



**13.48. LTE Peak to Average Ratio\_Part22-24-27(NTNV)(Channel:38150, Bandwidth:20, Modulation:16QAM, RB Number:100, RB Position:0)**

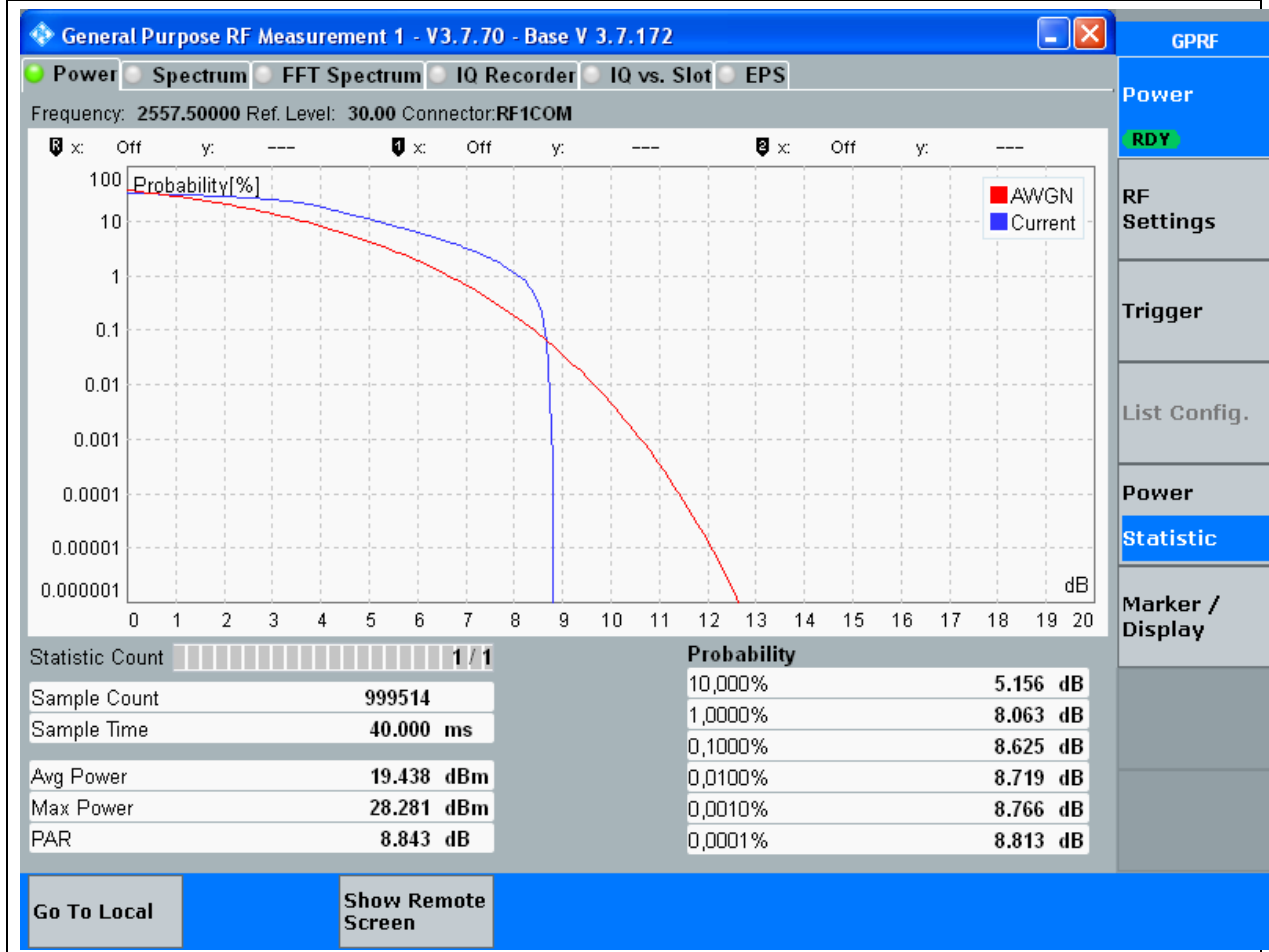
| Center Frequency(MHz) | PAR Percent (%) | PAR (dB) | Upper Limit (dB) | Verdict |
|-----------------------|-----------------|----------|------------------|---------|
| 2610                  | 0.1             | 9.8      | 13               | Pass    |



## 14. LTE\_Band41 100M

### 14.1. LTE Peak to Average Ratio\_Part22-24-27(NTNV)(Channel:40265, Bandwidth:5, Modulation:QPSK, RB Number:1, RB Position:0)

| Center Frequency(MHz) | PAR Percent (%) | PAR (dB) | Upper Limit (dB) | Verdict |
|-----------------------|-----------------|----------|------------------|---------|
| 2557.5                | 0.1             | 8.62     | 13               | Pass    |



**14.2. LTE Peak to Average Ratio\_Part22-24-27(NTNV)(Channel:40265, Bandwidth:5, Modulation:QPSK, RB Number:25, RB Position:0)**

| Center Frequency(MHz) | PAR Percent (%) | PAR (dB) | Upper Limit (dB) | Verdict |
|-----------------------|-----------------|----------|------------------|---------|
| 2557.5                | 0.1             | 8.91     | 13               | Pass    |

General Purpose RF Measurement 1 - V3.7.70 - Base V 3.7.172
GPRF

Power Spectrum FFT Spectrum IQ Recorder IQ vs. Slot EPS

Frequency: 2557.50000 Ref. Level: 30.00 Connector:RF1COM

x: Off y: --- x: Off y: --- x: Off y: ---

| Statistic Count |            |
|-----------------|------------|
| Sample Count    | 1023250    |
| Sample Time     | 40.950 ms  |
| Avg Power       | 18.681 dBm |
| Max Power       | 28.869 dBm |
| PAR             | 10.189 dB  |

| Probability |           |
|-------------|-----------|
| 10,000%     | 5.016 dB  |
| 1,0000%     | 7.828 dB  |
| 0,1000%     | 8.906 dB  |
| 0,0100%     | 9.469 dB  |
| 0,0010%     | 9.750 dB  |
| 0,0001%     | 10.125 dB |

Go To Local
Show Remote Screen

Power

RDY

RF Settings

Trigger

List Config.

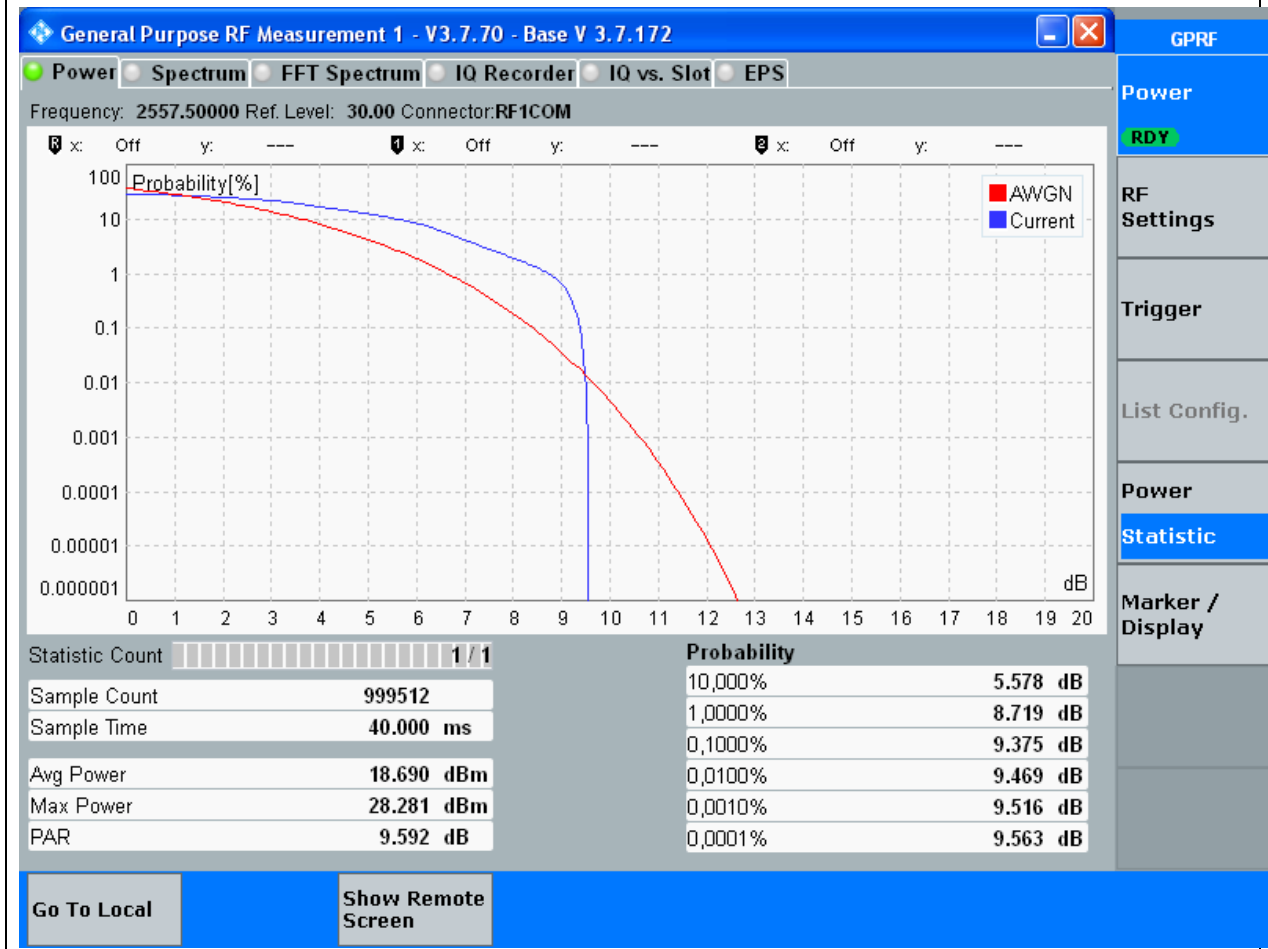
Power

Statistic

Marker / Display

**14.3. LTE Peak to Average Ratio\_Part22-24-27(NTNV)(Channel:40265, Bandwidth:5, Modulation:16QAM, RB Number:1, RB Position:0)**

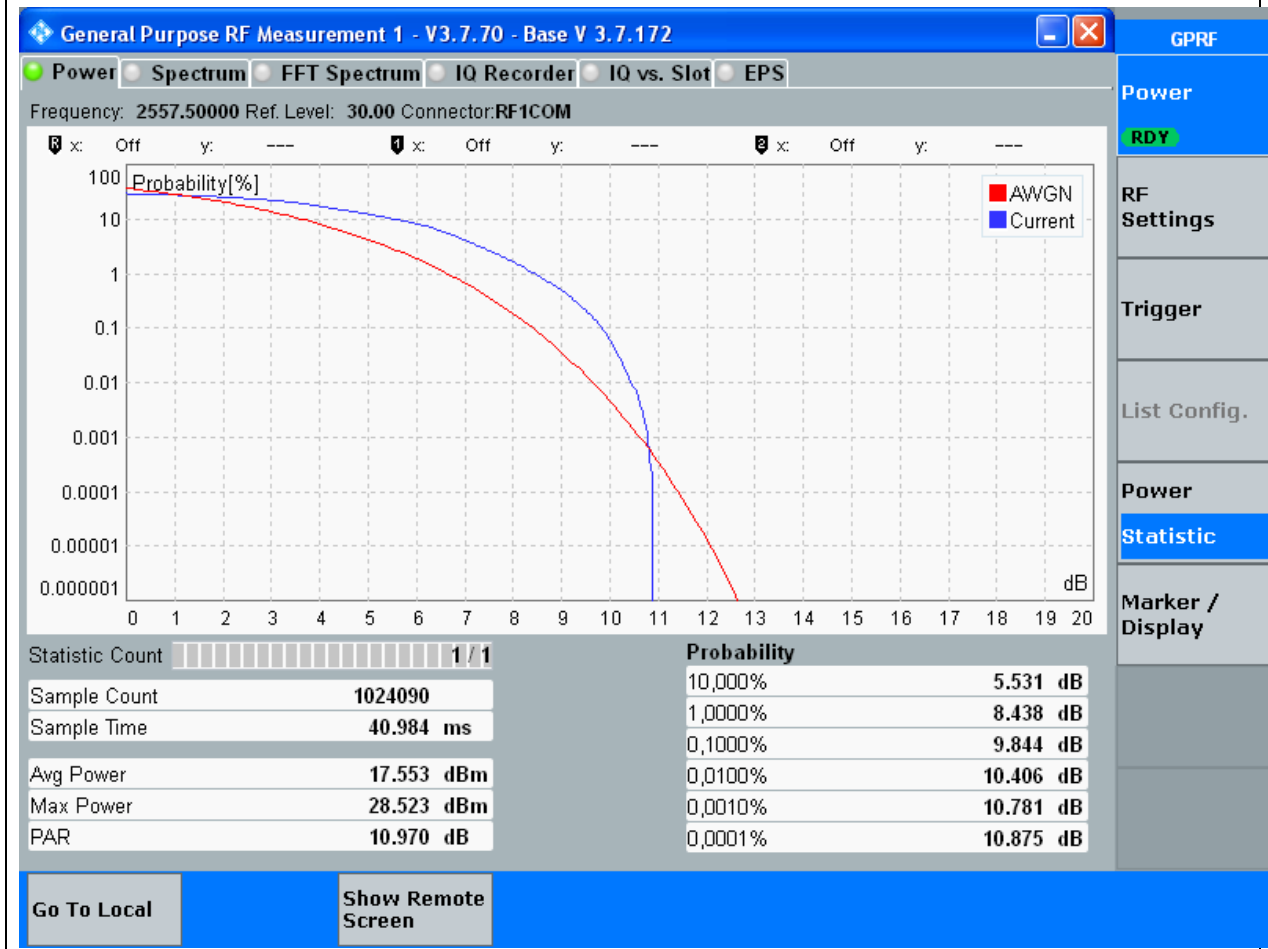
| Center Frequency(MHz) | PAR Percent (%) | PAR (dB) | Upper Limit (dB) | Verdict |
|-----------------------|-----------------|----------|------------------|---------|
| 2557.5                | 0.1             | 9.37     | 13               | Pass    |





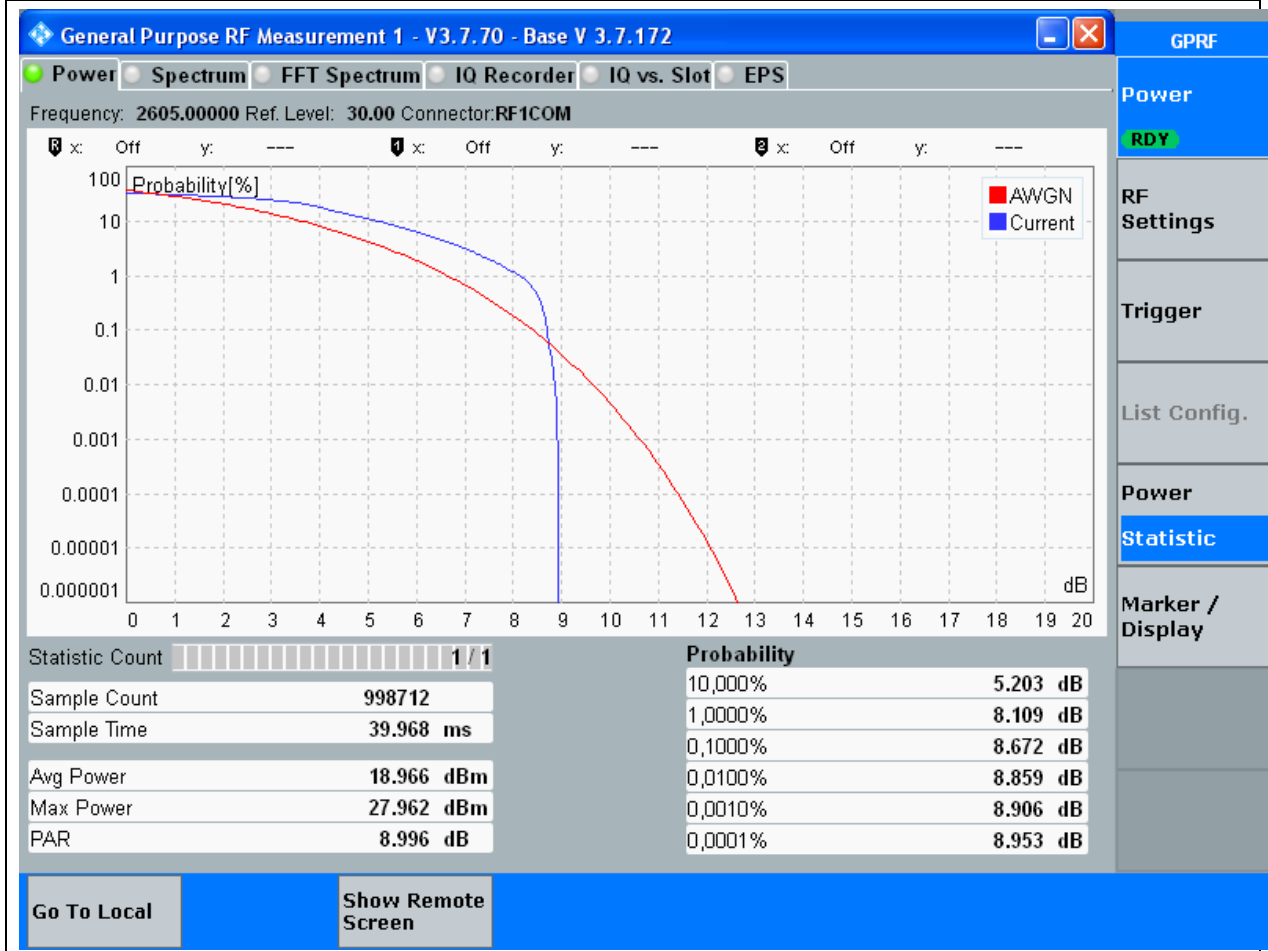
**14.4. LTE Peak to Average Ratio\_Part22-24-27(NTNV)(Channel:40265, Bandwidth:5, Modulation:16QAM, RB Number:25, RB Position:0)**

| Center Frequency(MHz) | PAR Percent (%) | PAR (dB) | Upper Limit (dB) | Verdict |
|-----------------------|-----------------|----------|------------------|---------|
| 2557.5                | 0.1             | 9.84     | 13               | Pass    |



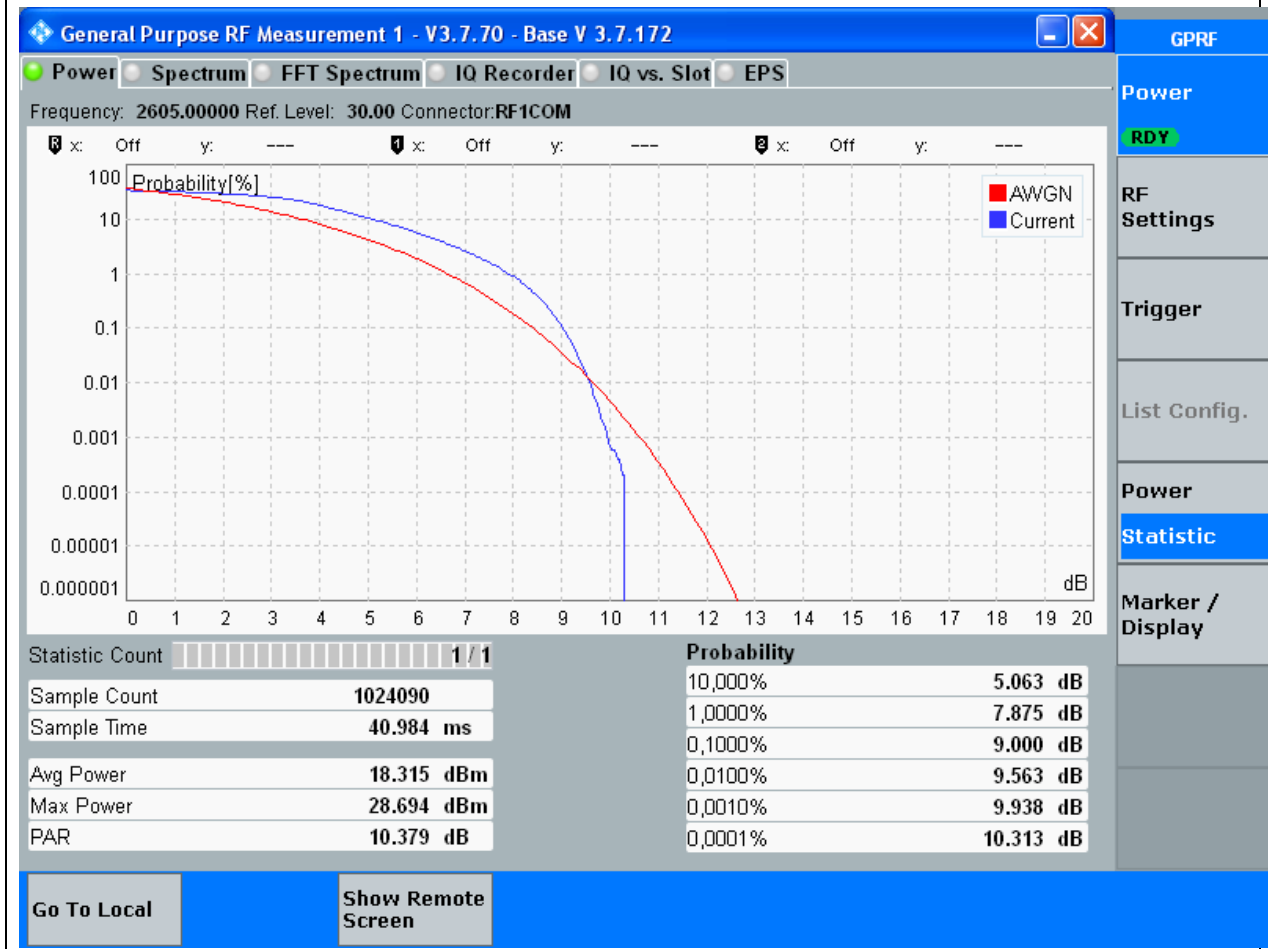
**14.5. LTE Peak to Average Ratio\_Part22-24-27(NTNV)(Channel:40740, Bandwidth:5, Modulation:QPSK, RB Number:1, RB Position:0)**

| Center Frequency(MHz) | PAR Percent (%) | PAR (dB) | Upper Limit (dB) | Verdict |
|-----------------------|-----------------|----------|------------------|---------|
| 2605                  | 0.1             | 8.67     | 13               | Pass    |



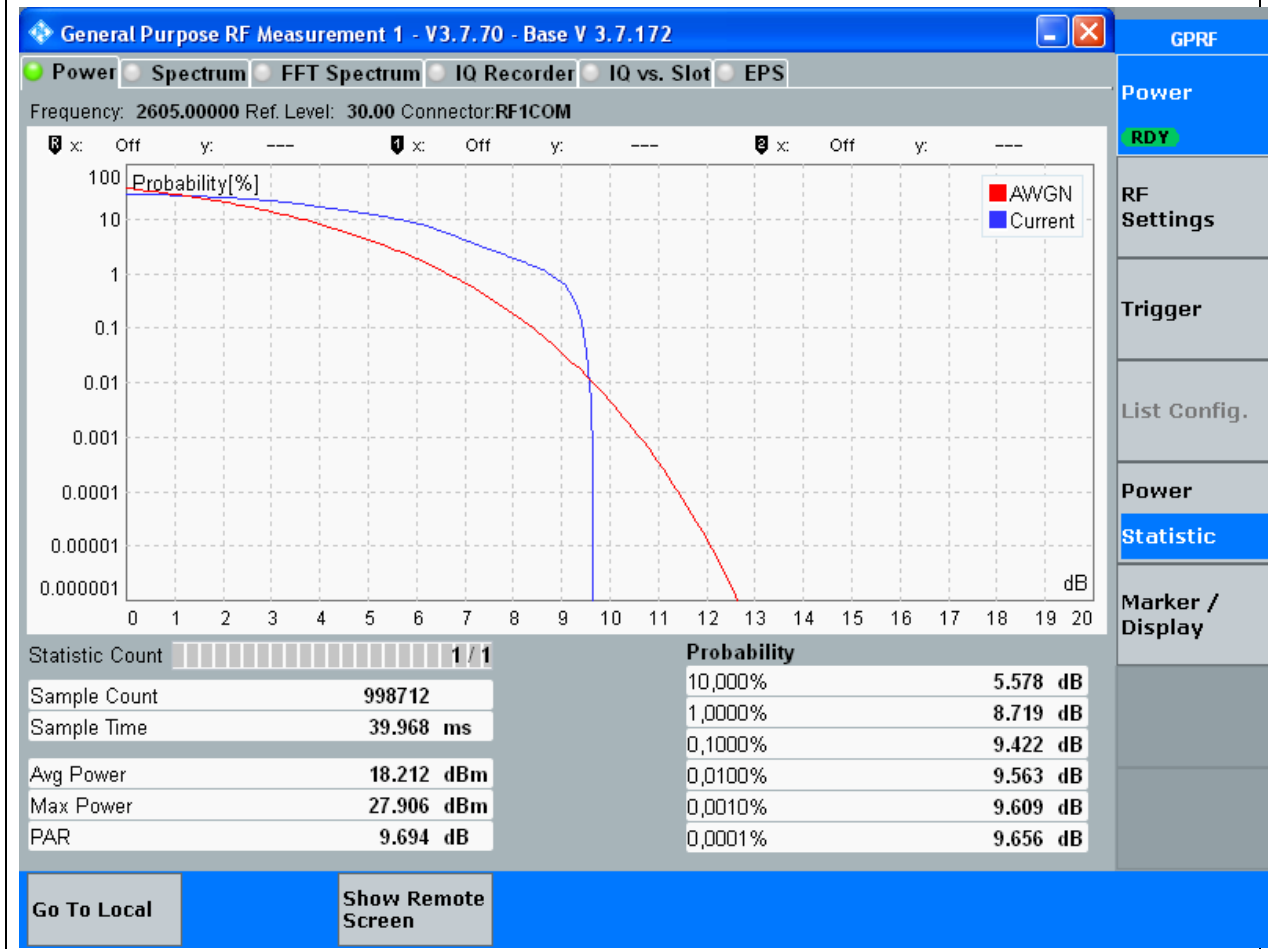
**14.6. LTE Peak to Average Ratio\_Part22-24-27(NTNV)(Channel:40740, Bandwidth:5, Modulation:QPSK, RB Number:25, RB Position:0)**

| Center Frequency(MHz) | PAR Percent (%) | PAR (dB) | Upper Limit (dB) | Verdict |
|-----------------------|-----------------|----------|------------------|---------|
| 2605                  | 0.1             | 9        | 13               | Pass    |



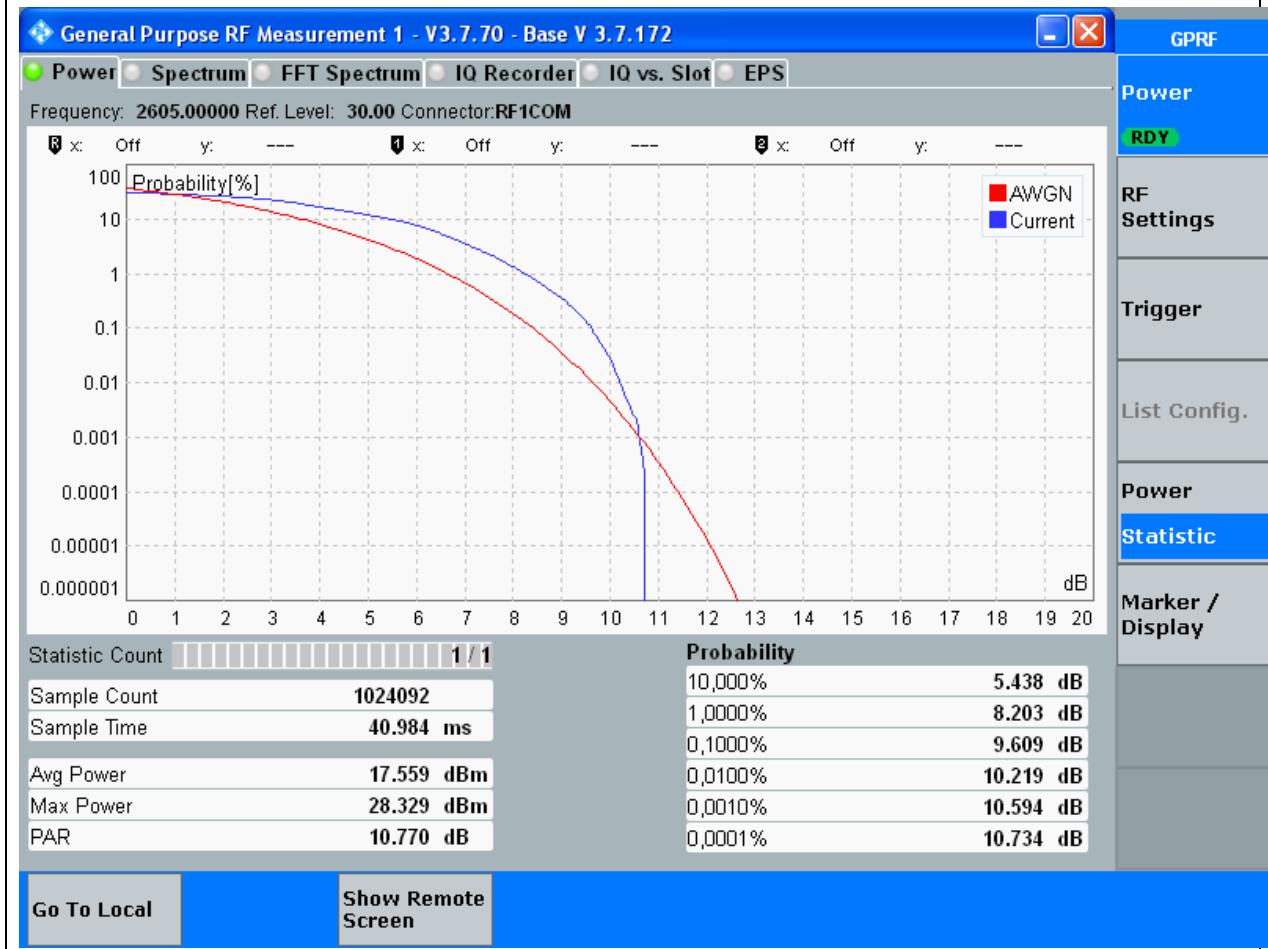
**14.7. LTE Peak to Average Ratio\_Part22-24-27(NTNV)(Channel:40740, Bandwidth:5, Modulation:16QAM, RB Number:1, RB Position:0)**

| Center Frequency(MHz) | PAR Percent (%) | PAR (dB) | Upper Limit (dB) | Verdict |
|-----------------------|-----------------|----------|------------------|---------|
| 2605                  | 0.1             | 9.42     | 13               | Pass    |



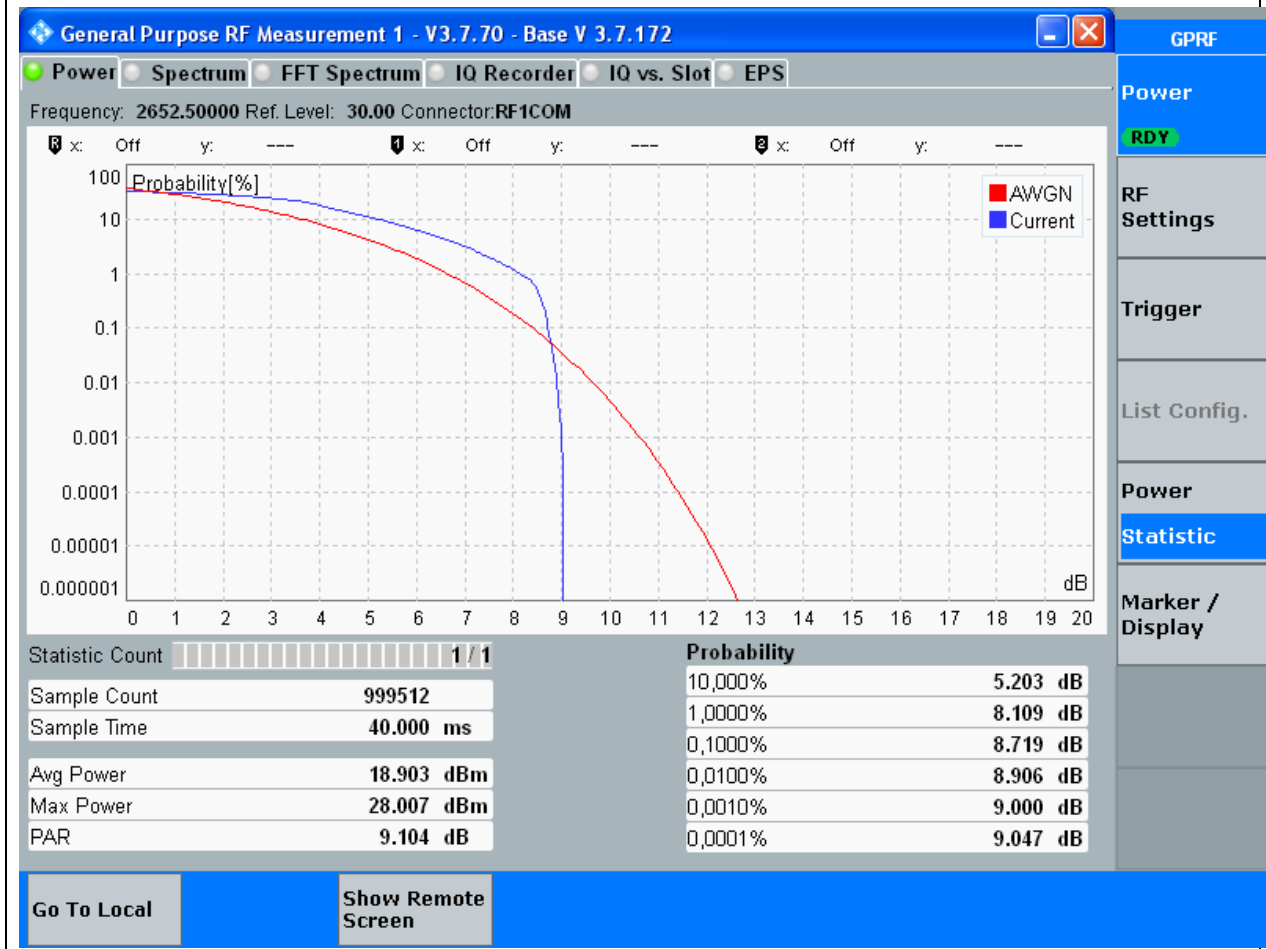
**14.8. LTE Peak to Average Ratio\_Part22-24-27(NTNV)(Channel:40740, Bandwidth:5, Modulation:16QAM, RB Number:25, RB Position:0)**

| Center Frequency(MHz) | PAR Percent (%) | PAR (dB) | Upper Limit (dB) | Verdict |
|-----------------------|-----------------|----------|------------------|---------|
| 2605                  | 0.1             | 9.61     | 13               | Pass    |



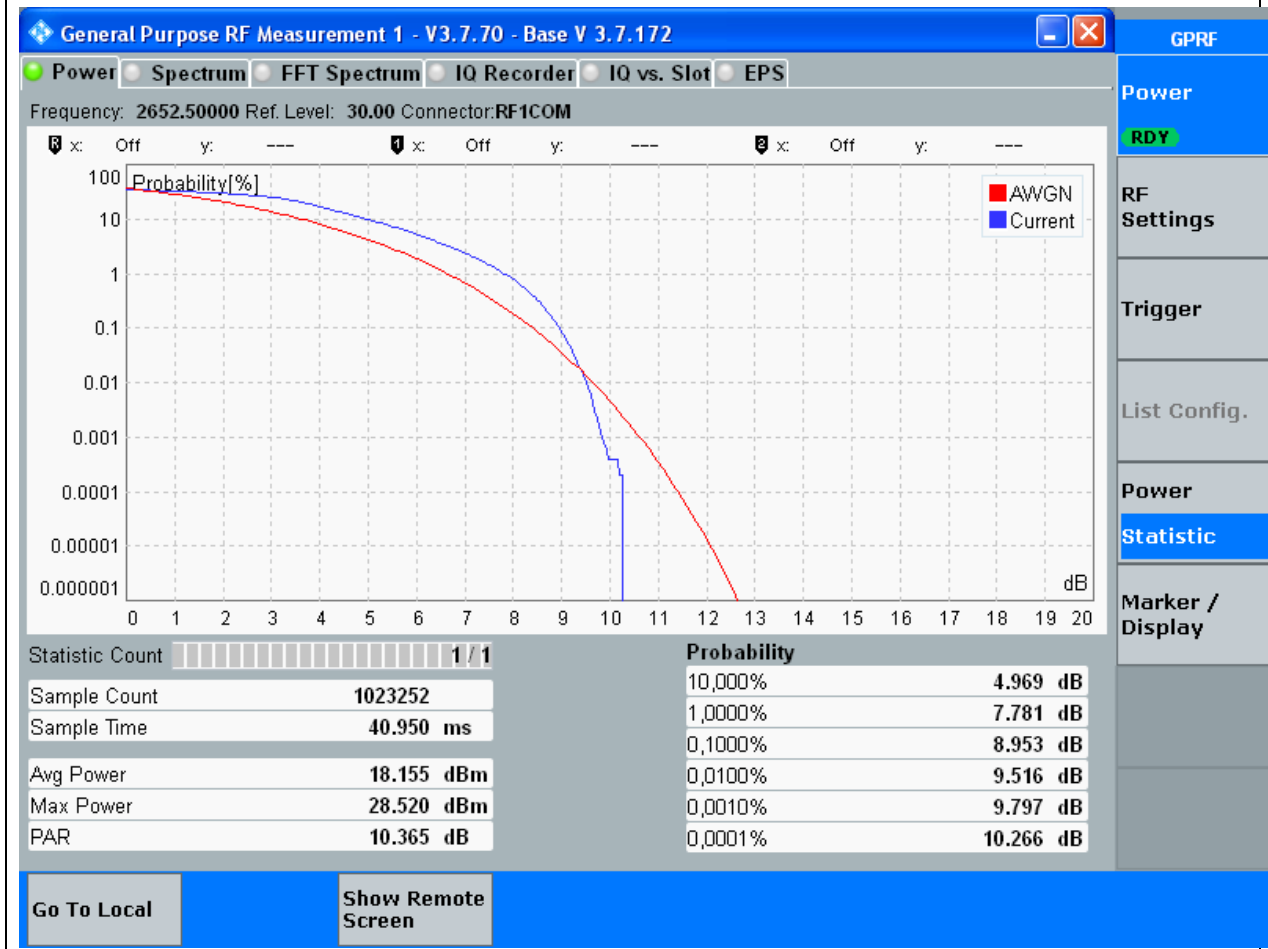
**14.9. LTE Peak to Average Ratio\_Part22-24-27(NTNV)(Channel:41215, Bandwidth:5, Modulation:QPSK, RB Number:1, RB Position:0)**

| Center Frequency(MHz) | PAR Percent (%) | PAR (dB) | Upper Limit (dB) | Verdict |
|-----------------------|-----------------|----------|------------------|---------|
| 2652.5                | 0.1             | 8.72     | 13               | Pass    |



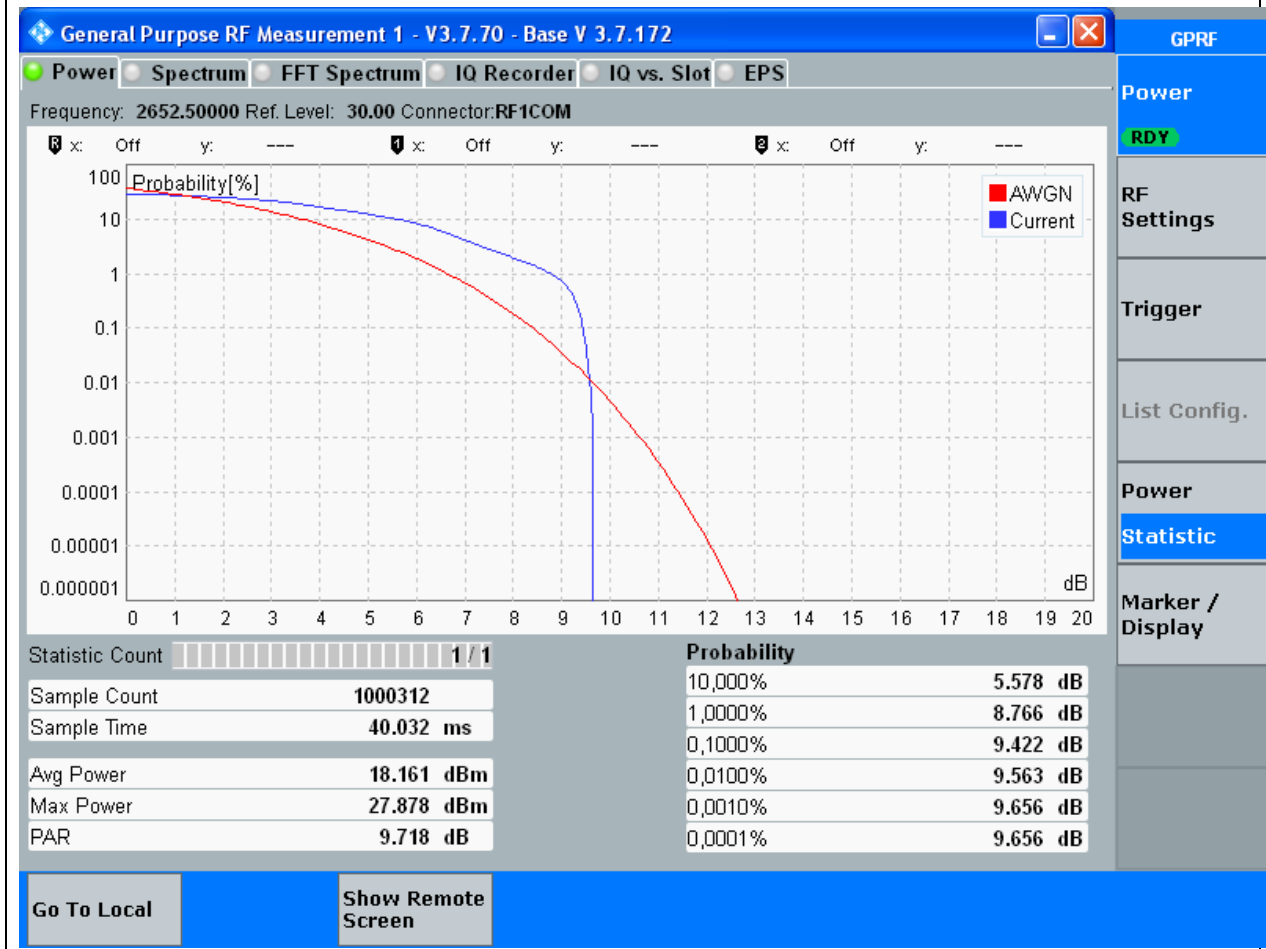
**14.10. LTE Peak to Average Ratio\_Part22-24-27(NTNV)(Channel:41215, Bandwidth:5, Modulation:QPSK, RB Number:25, RB Position:0)**

| Center Frequency(MHz) | PAR Percent (%) | PAR (dB) | Upper Limit (dB) | Verdict |
|-----------------------|-----------------|----------|------------------|---------|
| 2652.5                | 0.1             | 8.95     | 13               | Pass    |



**14.11. LTE Peak to Average Ratio\_Part22-24-27(NTNV)(Channel:41215, Bandwidth:5, Modulation:16QAM, RB Number:1, RB Position:0)**

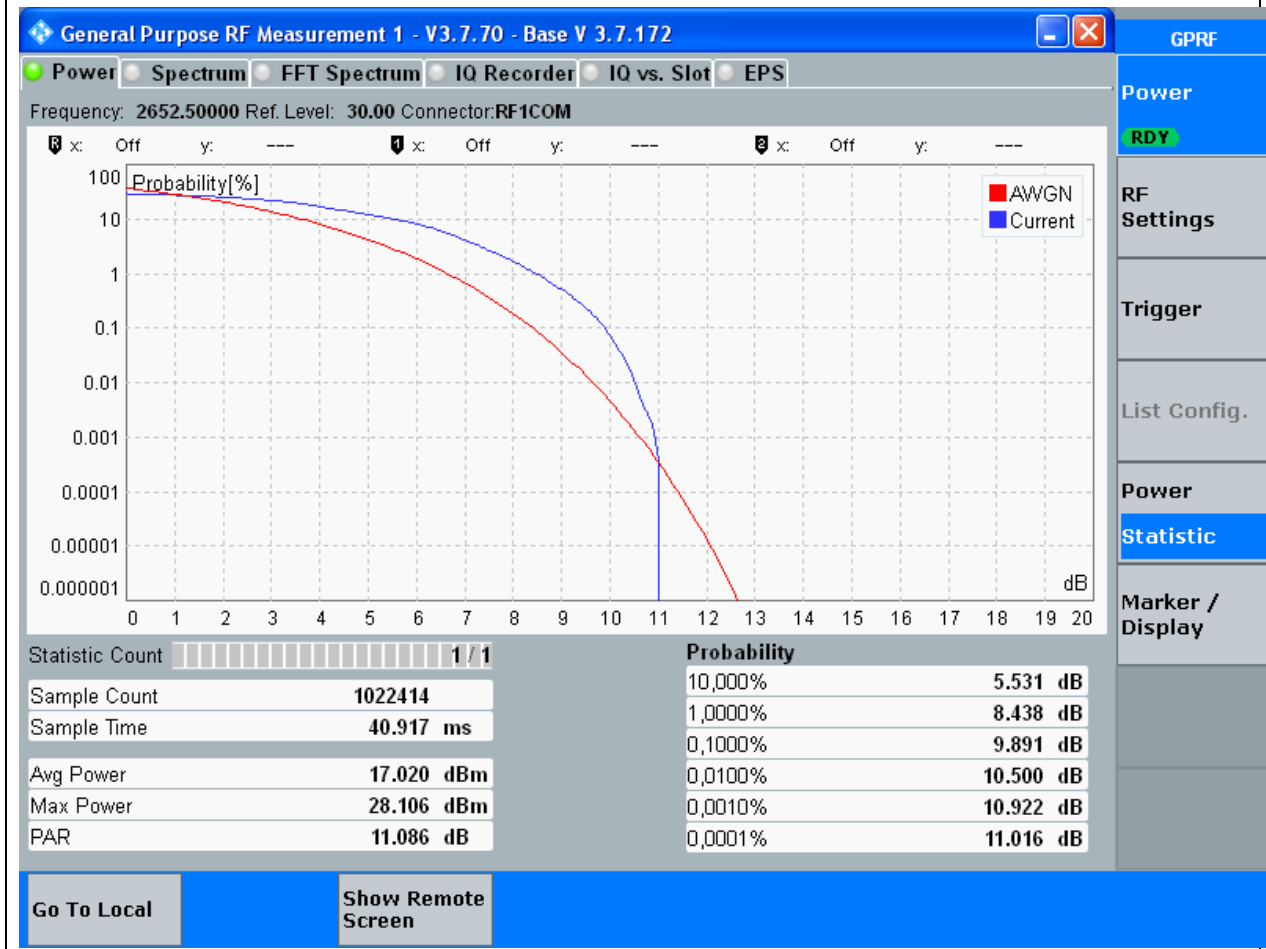
| Center Frequency(MHz) | PAR Percent (%) | PAR (dB) | Upper Limit (dB) | Verdict |
|-----------------------|-----------------|----------|------------------|---------|
| 2652.5                | 0.1             | 9.42     | 13               | Pass    |





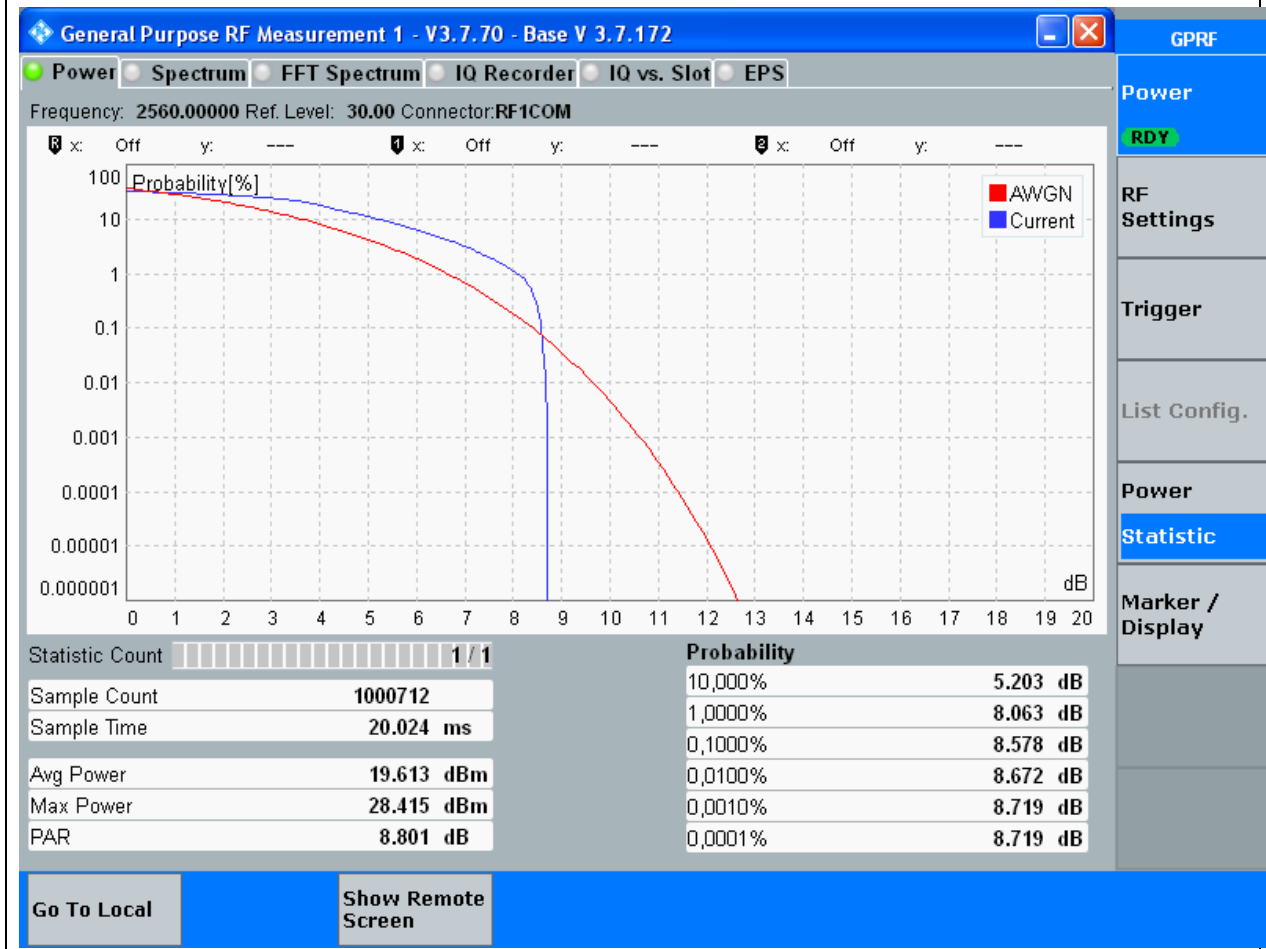
**14.12. LTE Peak to Average Ratio\_Part22-24-27(NTNV)(Channel:41215, Bandwidth:5, Modulation:16QAM, RB Number:25, RB Position:0)**

| Center Frequency(MHz) | PAR Percent (%) | PAR (dB) | Upper Limit (dB) | Verdict |
|-----------------------|-----------------|----------|------------------|---------|
| 2652.5                | 0.1             | 9.89     | 13               | Pass    |



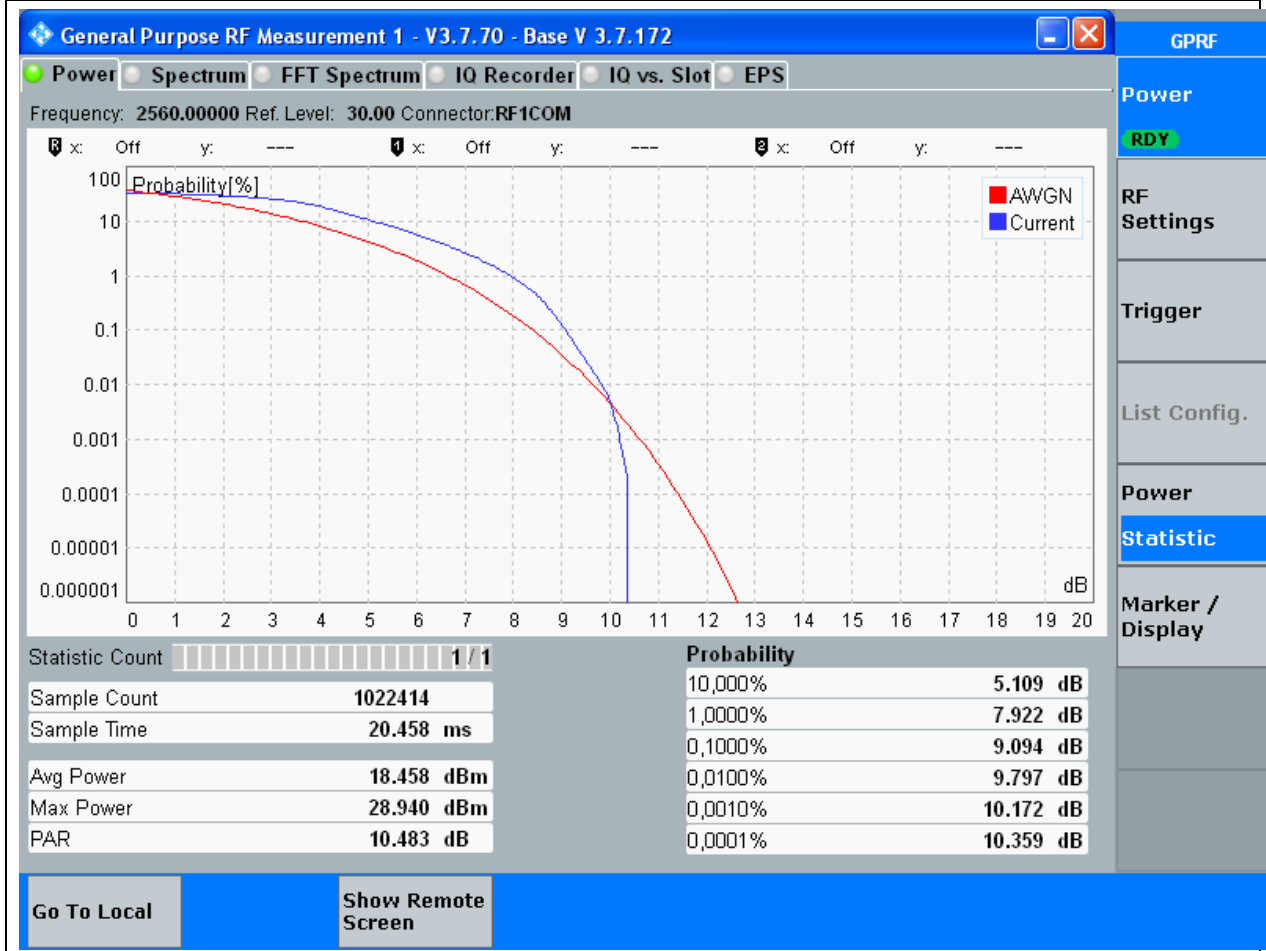
**14.13. LTE Peak to Average Ratio\_Part22-24-27(NTNV)(Channel:40290, Bandwidth:10, Modulation:QPSK, RB Number:1, RB Position:0)**

| Center Frequency(MHz) | PAR Percent (%) | PAR (dB) | Upper Limit (dB) | Verdict |
|-----------------------|-----------------|----------|------------------|---------|
| 2560                  | 0.1             | 8.58     | 13               | Pass    |



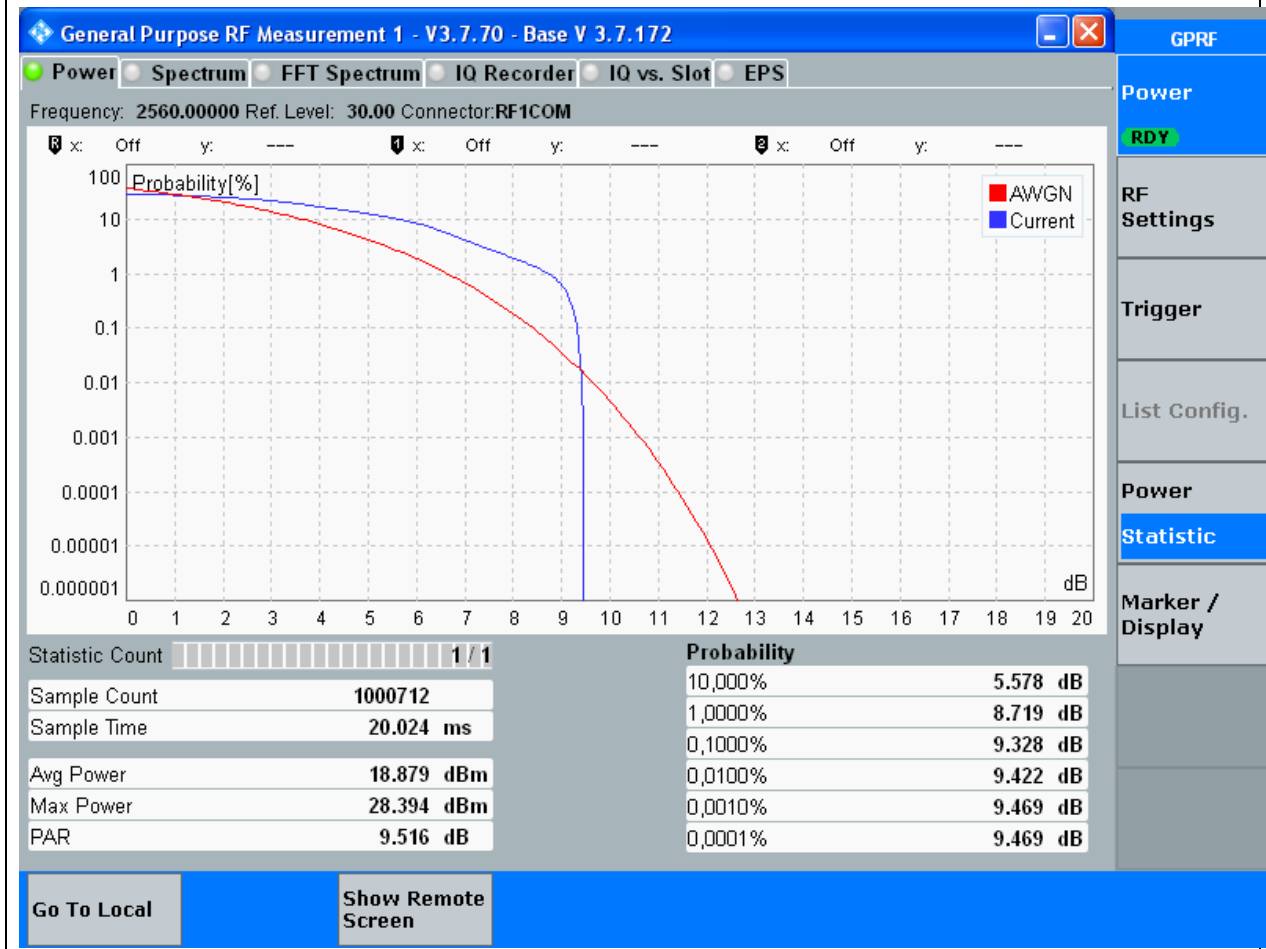
**14.14. LTE Peak to Average Ratio\_Part22-24-27(NTNV)(Channel:40290, Bandwidth:10, Modulation:QPSK, RB Number:50, RB Position:0)**

| Center Frequency(MHz) | PAR Percent (%) | PAR (dB) | Upper Limit (dB) | Verdict |
|-----------------------|-----------------|----------|------------------|---------|
| 2560                  | 0.1             | 9.09     | 13               | Pass    |



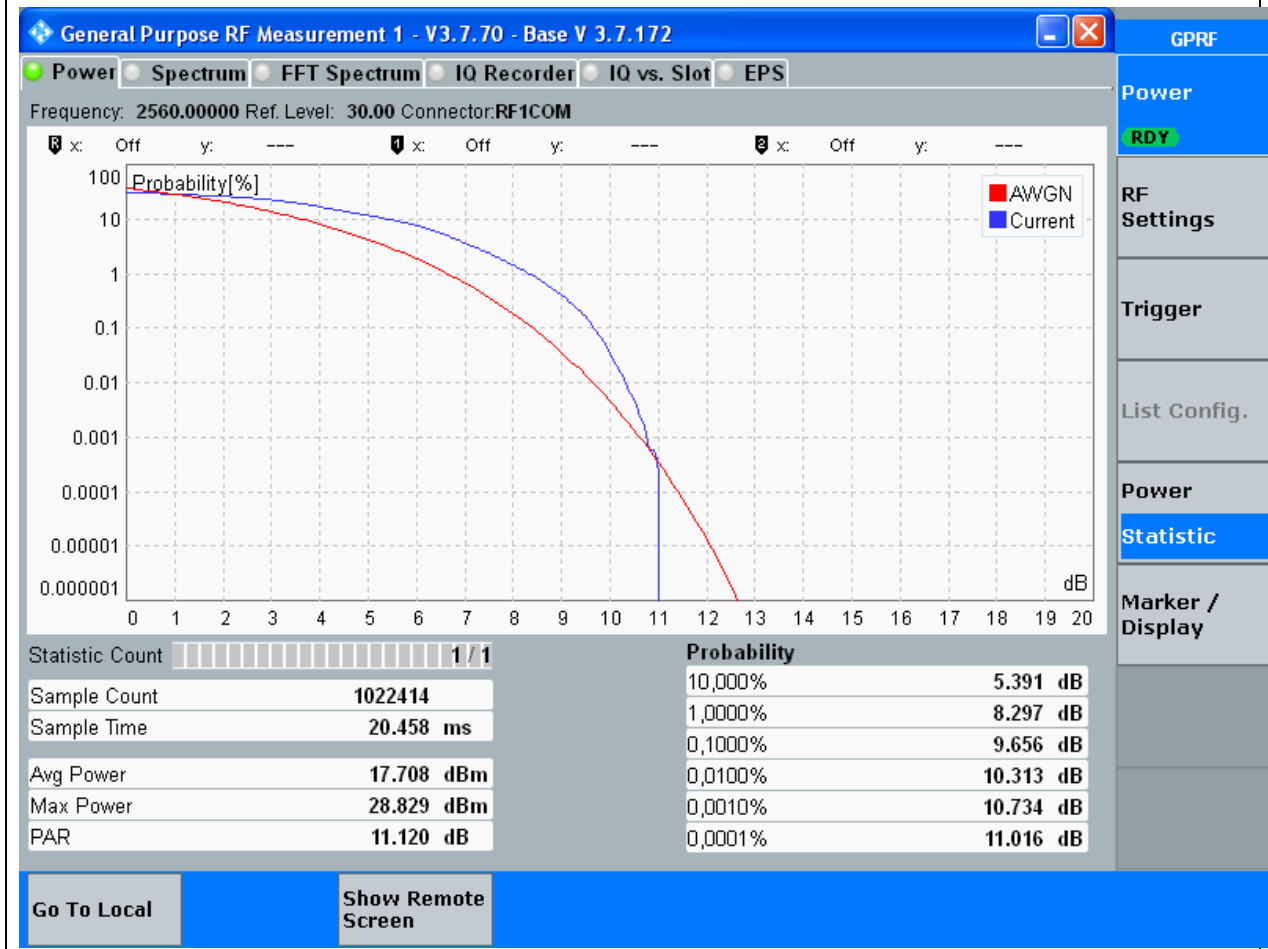
**14.15. LTE Peak to Average Ratio\_Part22-24-27(NTNV)(Channel:40290, Bandwidth:10, Modulation:16QAM, RB Number:1, RB Position:0)**

| Center Frequency(MHz) | PAR Percent (%) | PAR (dB) | Upper Limit (dB) | Verdict |
|-----------------------|-----------------|----------|------------------|---------|
| 2560                  | 0.1             | 9.33     | 13               | Pass    |



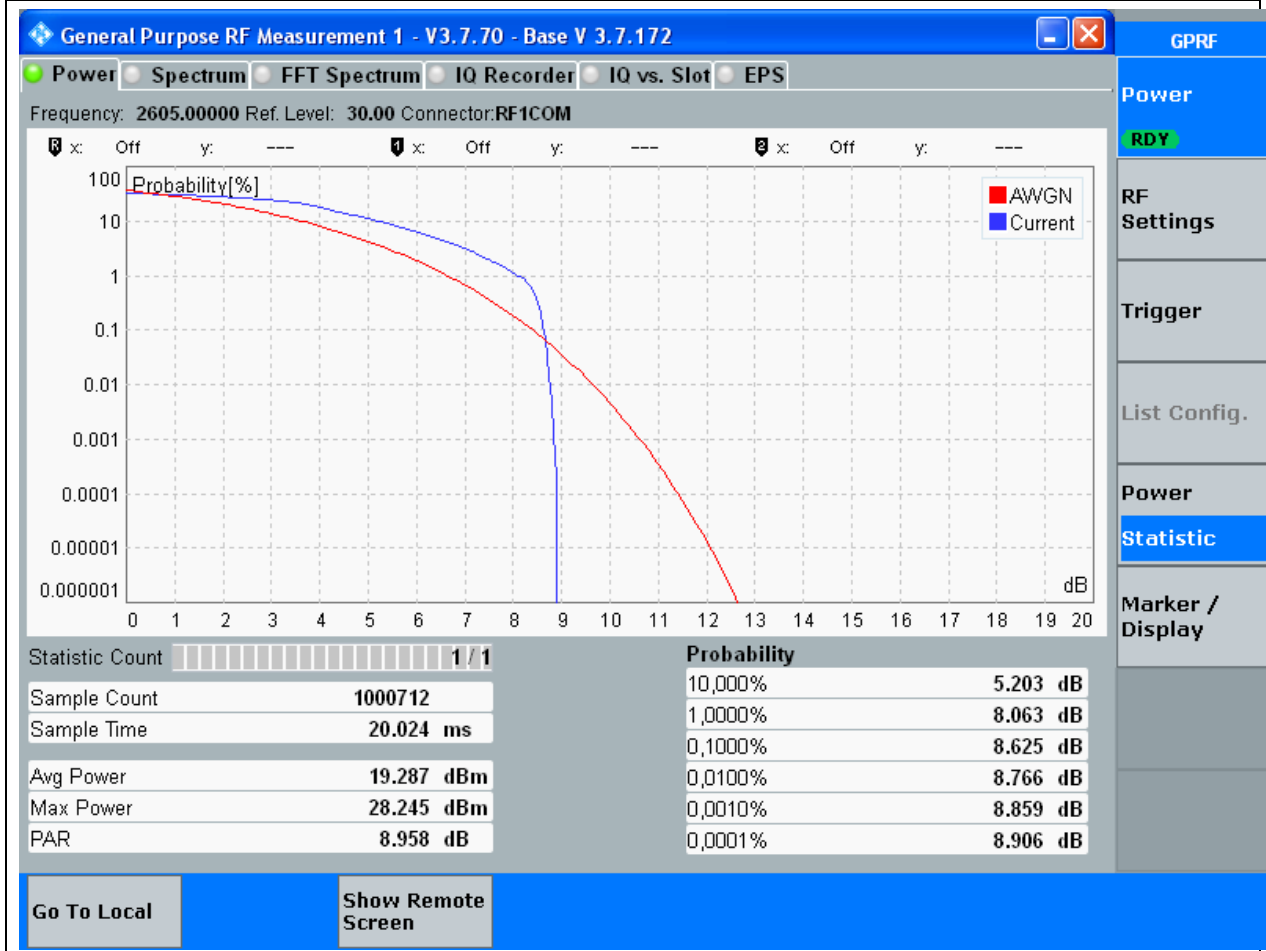
**14.16. LTE Peak to Average Ratio\_Part22-24-27(NTNV)(Channel:40290, Bandwidth:10, Modulation:16QAM, RB Number:50, RB Position:0)**

| Center Frequency(MHz) | PAR Percent (%) | PAR (dB) | Upper Limit (dB) | Verdict |
|-----------------------|-----------------|----------|------------------|---------|
| 2560                  | 0.1             | 9.66     | 13               | Pass    |



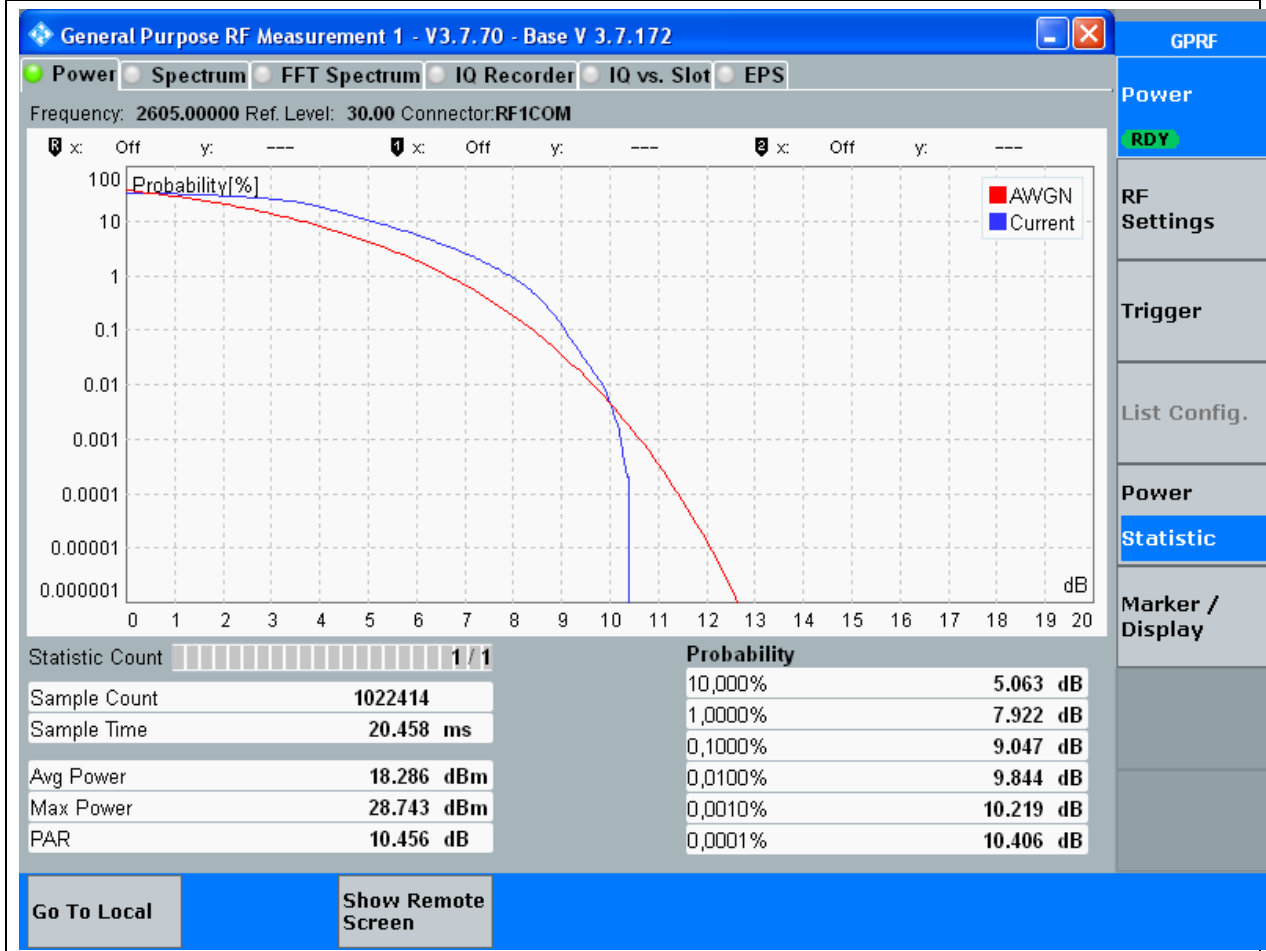
**14.17. LTE Peak to Average Ratio\_Part22-24-27(NTNV)(Channel:40740, Bandwidth:10, Modulation:QPSK, RB Number:1, RB Position:0)**

| Center Frequency(MHz) | PAR Percent (%) | PAR (dB) | Upper Limit (dB) | Verdict |
|-----------------------|-----------------|----------|------------------|---------|
| 2605                  | 0.1             | 8.62     | 13               | Pass    |



**14.18. LTE Peak to Average Ratio\_Part22-24-27(NTNV)(Channel:40740, Bandwidth:10, Modulation:QPSK, RB Number:50, RB Position:0)**

| Center Frequency(MHz) | PAR Percent (%) | PAR (dB) | Upper Limit (dB) | Verdict |
|-----------------------|-----------------|----------|------------------|---------|
| 2605                  | 0.1             | 9.05     | 13               | Pass    |



**14.19. LTE Peak to Average Ratio\_Part22-24-27(NTNV)(Channel:40740, Bandwidth:10, Modulation:16QAM, RB Number:1, RB Position:0)**

| Center Frequency(MHz) | PAR Percent (%) | PAR (dB) | Upper Limit (dB) | Verdict |
|-----------------------|-----------------|----------|------------------|---------|
| 2605                  | 0.1             | 9.37     | 13               | Pass    |

General Purpose RF Measurement 1 - V3.7.70 - Base V 3.7.172
GPRF

Power Spectrum FFT Spectrum IQ Recorder IQ vs. Slot EPS

Frequency: 2605.00000 Ref. Level: 30.00 Connector:RF1COM

x: Off y: --- x: Off y: --- x: Off y: ---

| Statistic Count |            |
|-----------------|------------|
| Sample Count    | 1000312    |
| Sample Time     | 20.016 ms  |
| Avg Power       | 18.541 dBm |
| Max Power       | 28.153 dBm |
| PAR             | 9.612 dB   |

| Probability |          |
|-------------|----------|
| 10,000%     | 5.578 dB |
| 1,0000%     | 8.719 dB |
| 0,1000%     | 9.375 dB |
| 0,0100%     | 9.469 dB |
| 0,0010%     | 9.516 dB |
| 0,0001%     | 9.563 dB |

Go To Local
Show Remote Screen

Power

RDY

RF Settings

Trigger

List Config.

Power

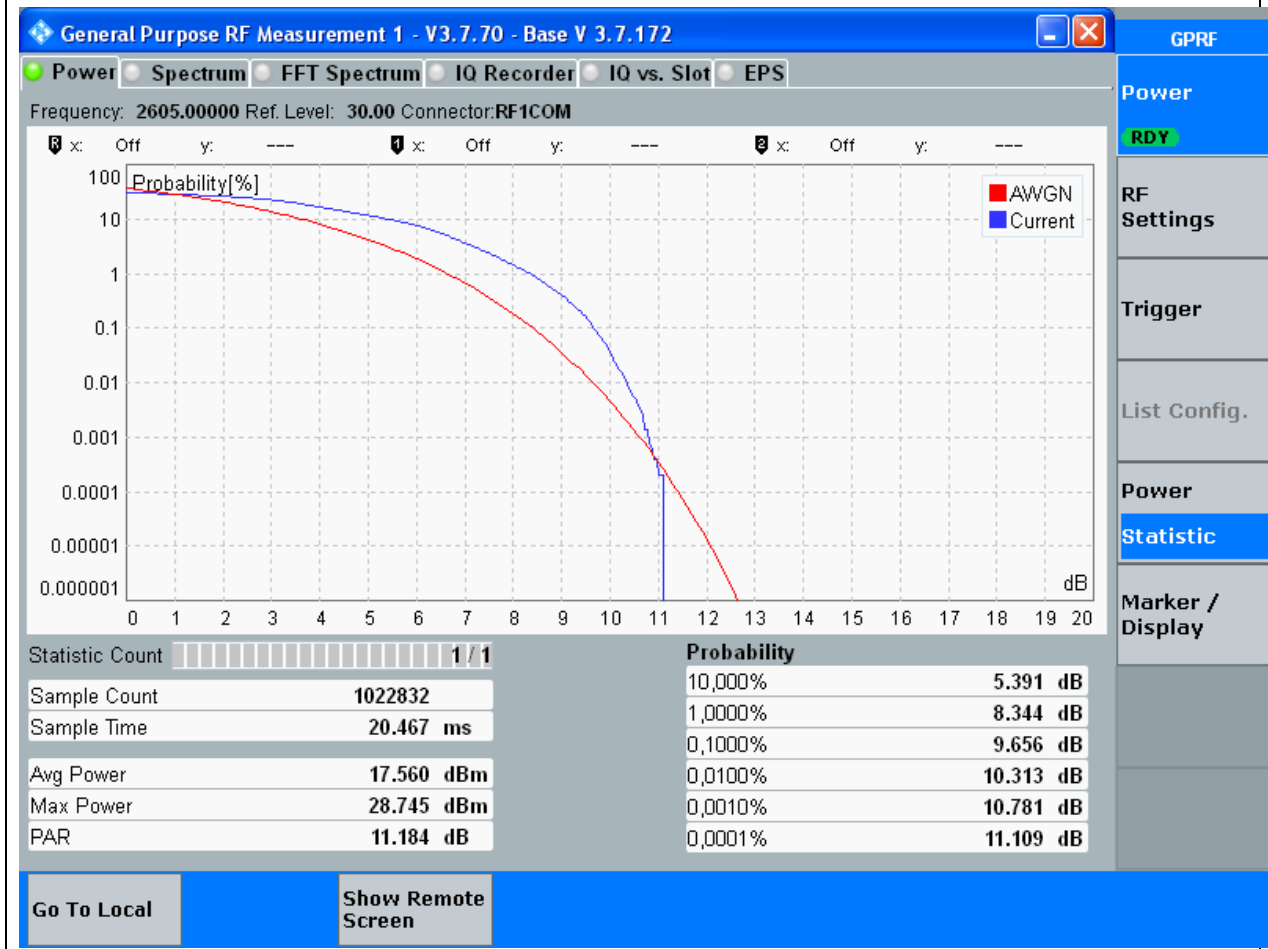
Statistic

Marker / Display



**14.20. LTE Peak to Average Ratio\_Part22-24-27(NTNV)(Channel:40740, Bandwidth:10, Modulation:16QAM, RB Number:50, RB Position:0)**

| Center Frequency(MHz) | PAR Percent (%) | PAR (dB) | Upper Limit (dB) | Verdict |
|-----------------------|-----------------|----------|------------------|---------|
| 2605                  | 0.1             | 9.66     | 13               | Pass    |



**14.21. LTE Peak to Average Ratio\_Part22-24-27(NTNV)(Channel:41190, Bandwidth:10, Modulation:QPSK, RB Number:1, RB Position:0)**

| Center Frequency(MHz) | PAR Percent (%) | PAR (dB) | Upper Limit (dB) | Verdict |
|-----------------------|-----------------|----------|------------------|---------|
| 2650                  | 0.1             | 8.72     | 13               | Pass    |

General Purpose RF Measurement 1 - V3.7.70 - Base V 3.7.172
GPRF

Power Spectrum FFT Spectrum IQ Recorder IQ vs. Slot EPS

Frequency: 2650.00000 Ref. Level: 30.00 Connector:RF1COM

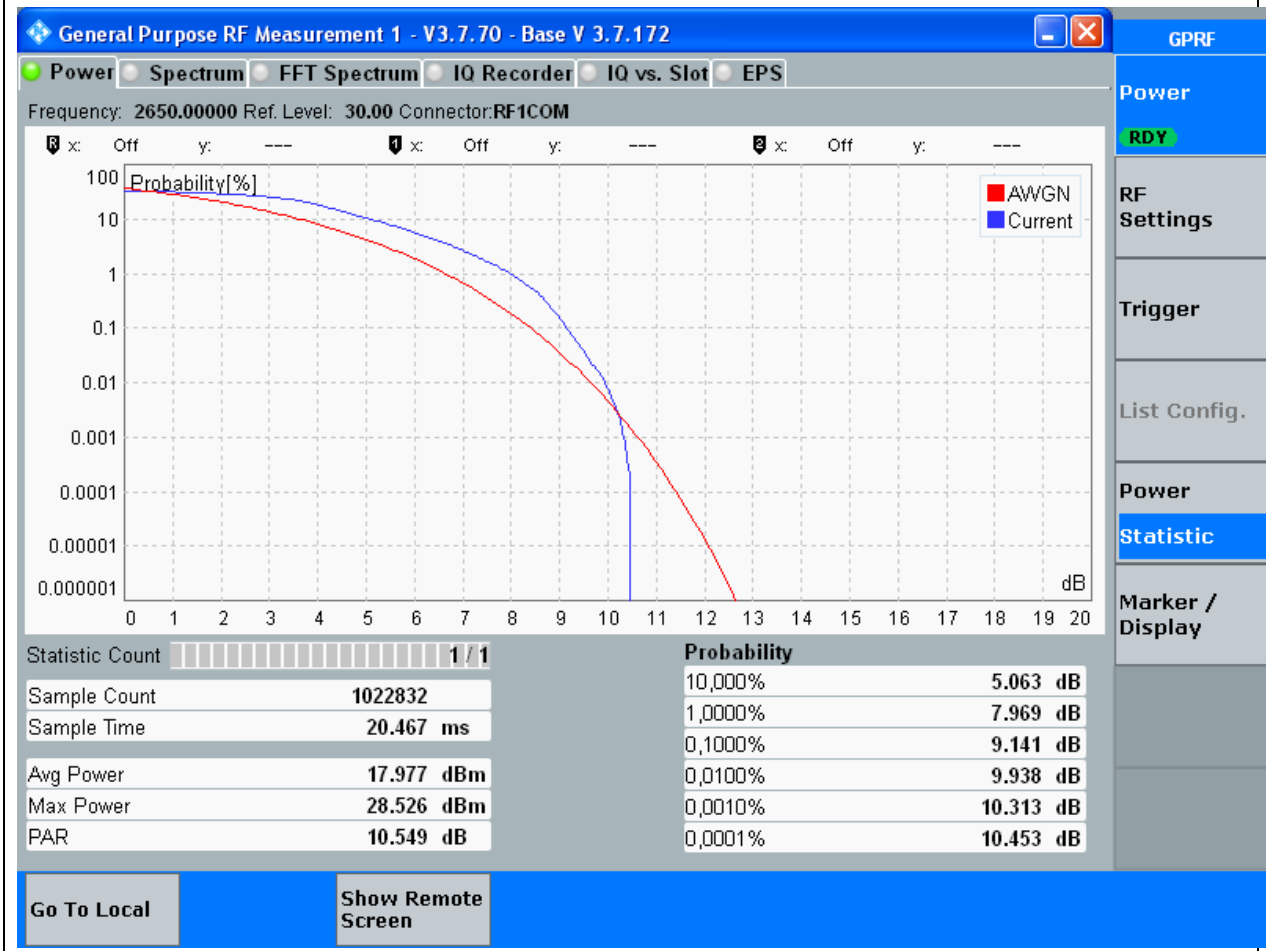
| Statistic Count |            |
|-----------------|------------|
| Sample Count    | 1000312    |
| Sample Time     | 20.016 ms  |
| Avg Power       | 19.025 dBm |
| Max Power       | 28.120 dBm |
| PAR             | 9.095 dB   |

| Probability |          |
|-------------|----------|
| 10,000%     | 5.250 dB |
| 1,0000%     | 8.156 dB |
| 0,1000%     | 8.719 dB |
| 0,0100%     | 8.859 dB |
| 0,0010%     | 9.000 dB |
| 0,0001%     | 9.047 dB |

Go To Local
Show Remote Screen

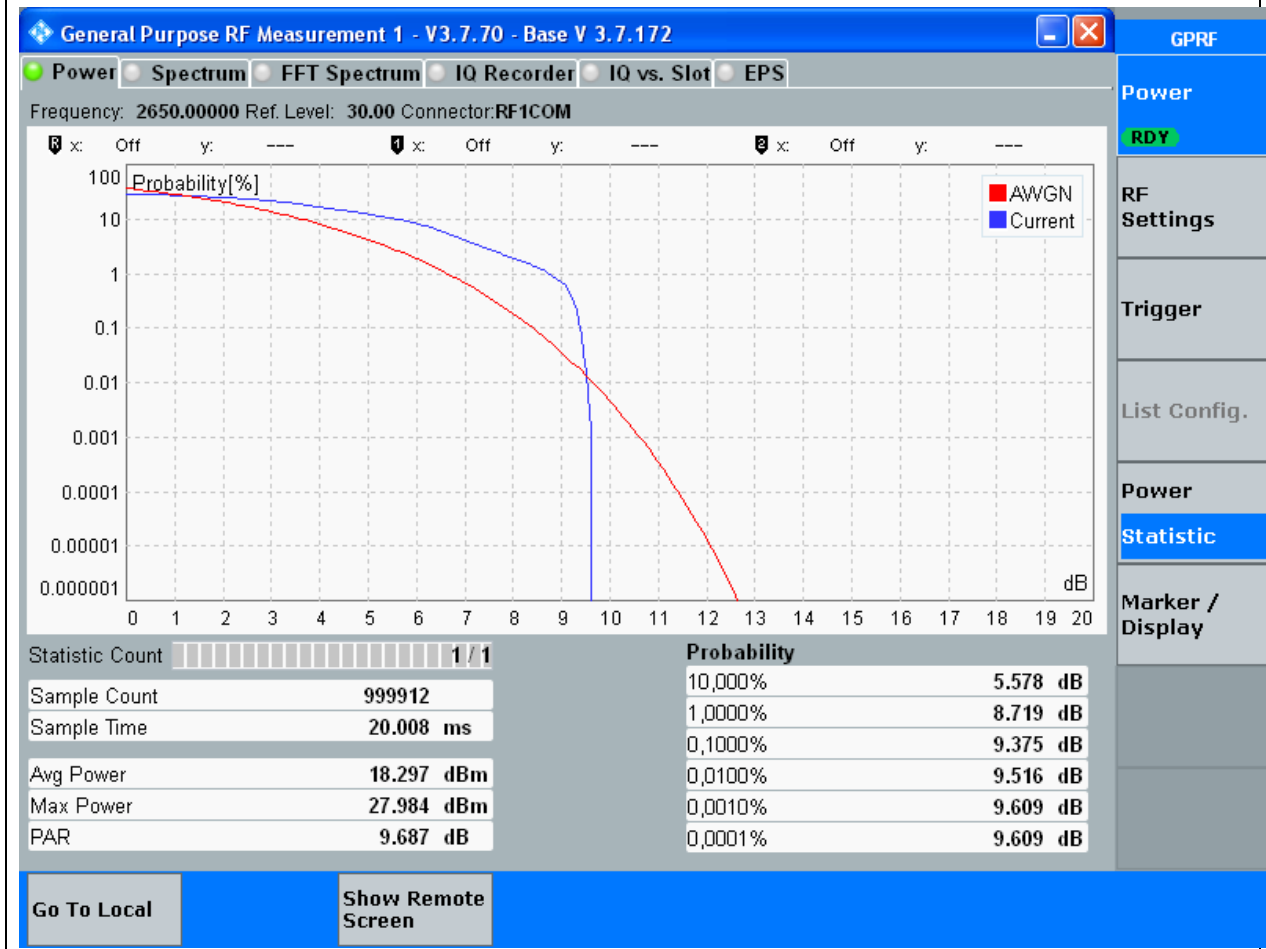
**14.22. LTE Peak to Average Ratio\_Part22-24-27(NTNV)(Channel:41190, Bandwidth:10, Modulation:QPSK, RB Number:50, RB Position:0)**

| Center Frequency(MHz) | PAR Percent (%) | PAR (dB) | Upper Limit (dB) | Verdict |
|-----------------------|-----------------|----------|------------------|---------|
| 2650                  | 0.1             | 9.14     | 13               | Pass    |



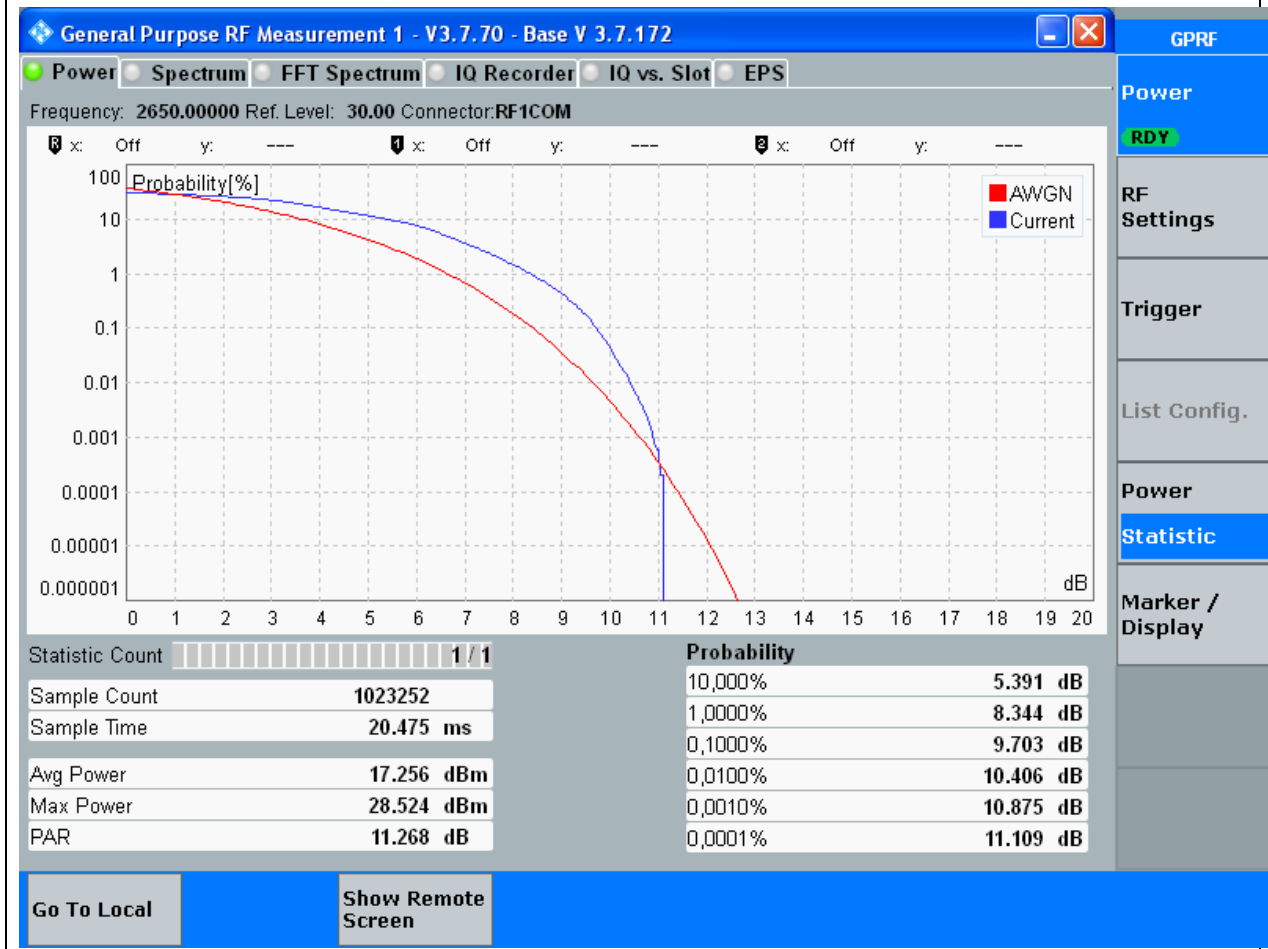
**14.23. LTE Peak to Average Ratio\_Part22-24-27(NTNV)(Channel:41190, Bandwidth:10, Modulation:16QAM, RB Number:1, RB Position:0)**

| Center Frequency(MHz) | PAR Percent (%) | PAR (dB) | Upper Limit (dB) | Verdict |
|-----------------------|-----------------|----------|------------------|---------|
| 2650                  | 0.1             | 9.37     | 13               | Pass    |



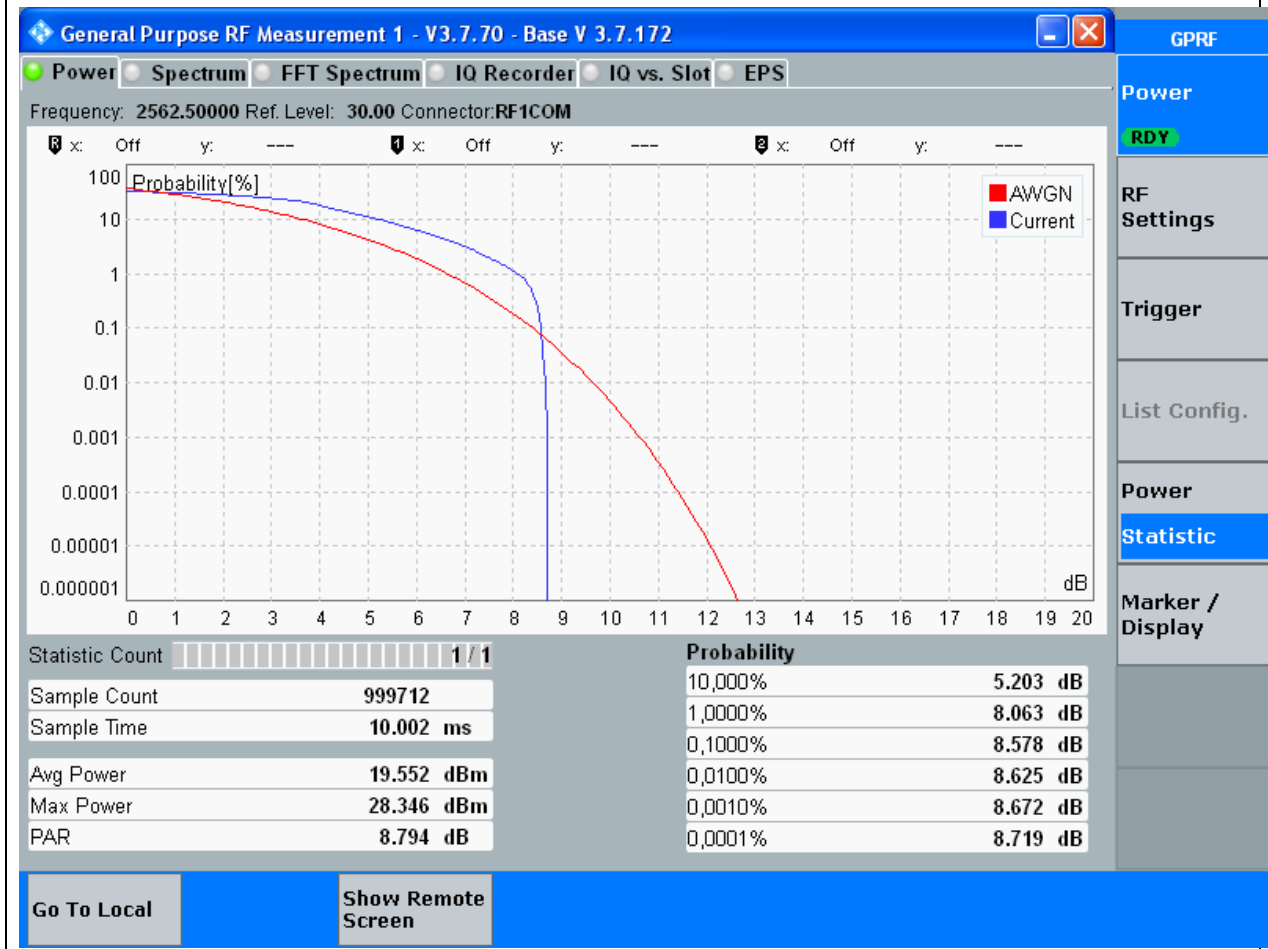
**14.24. LTE Peak to Average Ratio\_Part22-24-27(NTNV)(Channel:41190, Bandwidth:10, Modulation:16QAM, RB Number:50, RB Position:0)**

| Center Frequency(MHz) | PAR Percent (%) | PAR (dB) | Upper Limit (dB) | Verdict |
|-----------------------|-----------------|----------|------------------|---------|
| 2650                  | 0.1             | 9.7      | 13               | Pass    |



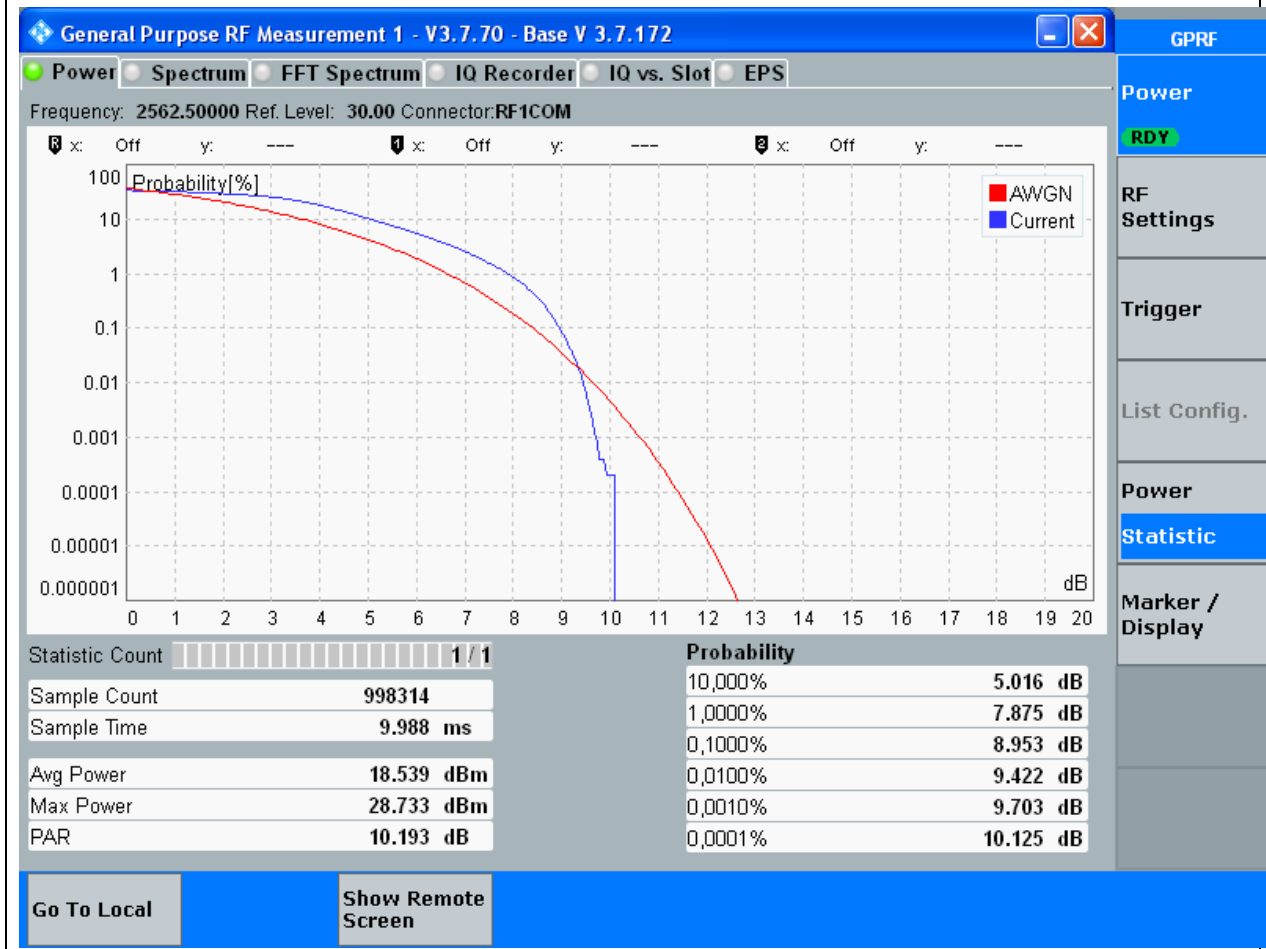
**14.25. LTE Peak to Average Ratio\_Part22-24-27(NTNV)(Channel:40315, Bandwidth:15, Modulation:QPSK, RB Number:1, RB Position:0)**

| Center Frequency(MHz) | PAR Percent (%) | PAR (dB) | Upper Limit (dB) | Verdict |
|-----------------------|-----------------|----------|------------------|---------|
| 2562.5                | 0.1             | 8.58     | 13               | Pass    |



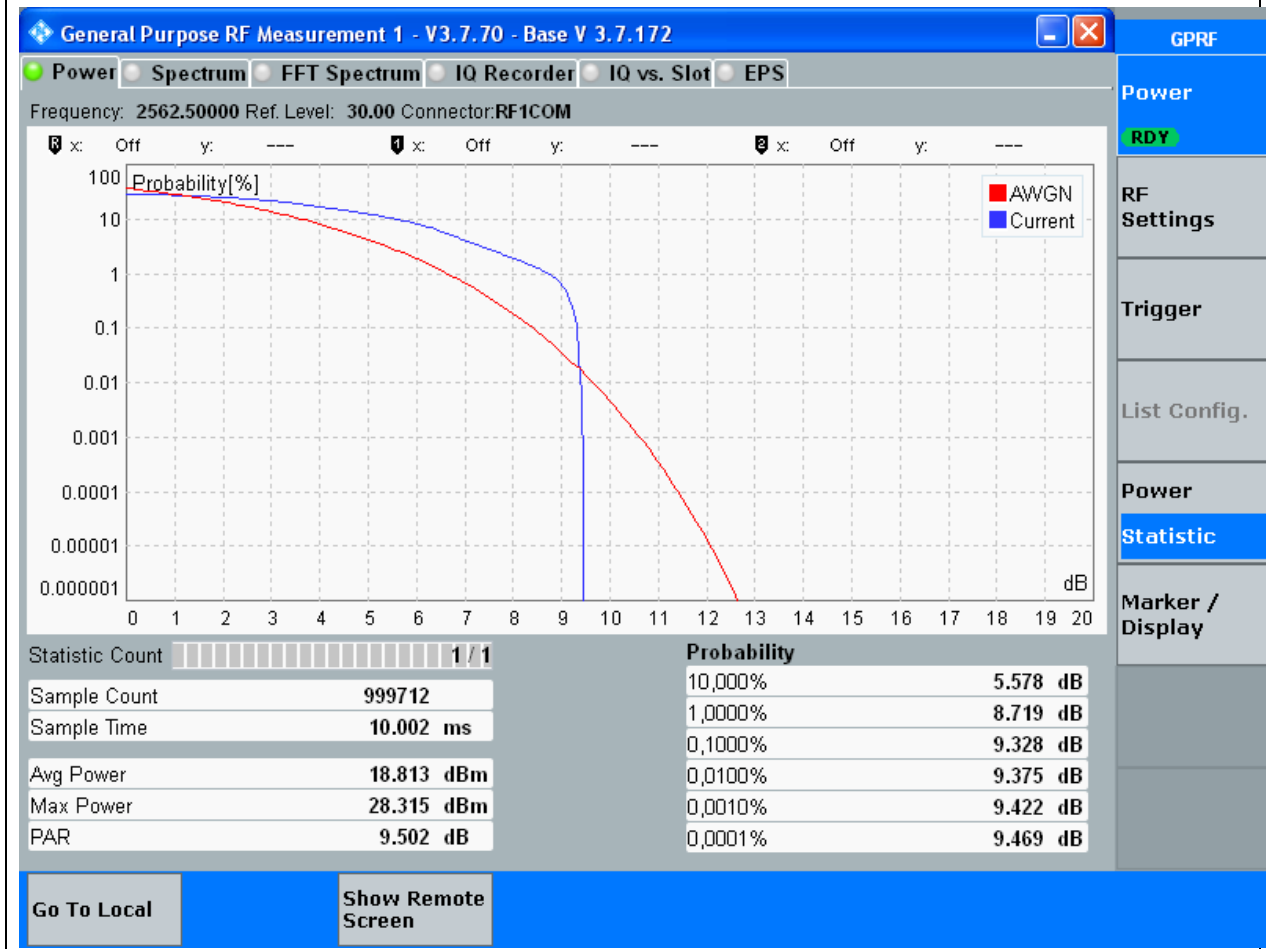
**14.26. LTE Peak to Average Ratio\_Part22-24-27(NTNV)(Channel:40315, Bandwidth:15, Modulation:QPSK, RB Number:75, RB Position:0)**

| Center Frequency(MHz) | PAR Percent (%) | PAR (dB) | Upper Limit (dB) | Verdict |
|-----------------------|-----------------|----------|------------------|---------|
| 2562.5                | 0.1             | 8.95     | 13               | Pass    |



**14.27. LTE Peak to Average Ratio\_Part22-24-27(NTNV)(Channel:40315, Bandwidth:15, Modulation:16QAM, RB Number:1, RB Position:0)**

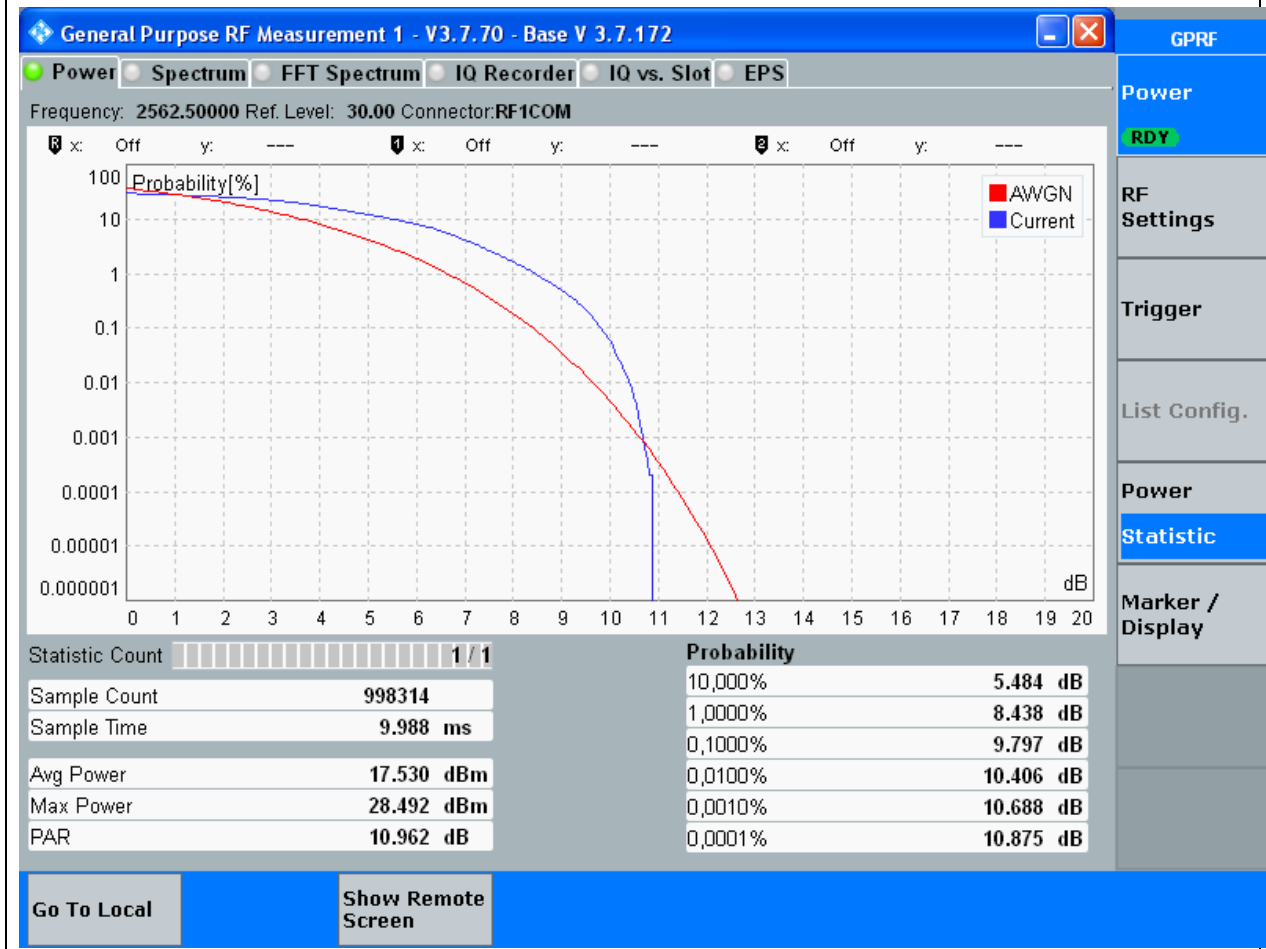
| Center Frequency(MHz) | PAR Percent (%) | PAR (dB) | Upper Limit (dB) | Verdict |
|-----------------------|-----------------|----------|------------------|---------|
| 2562.5                | 0.1             | 9.33     | 13               | Pass    |





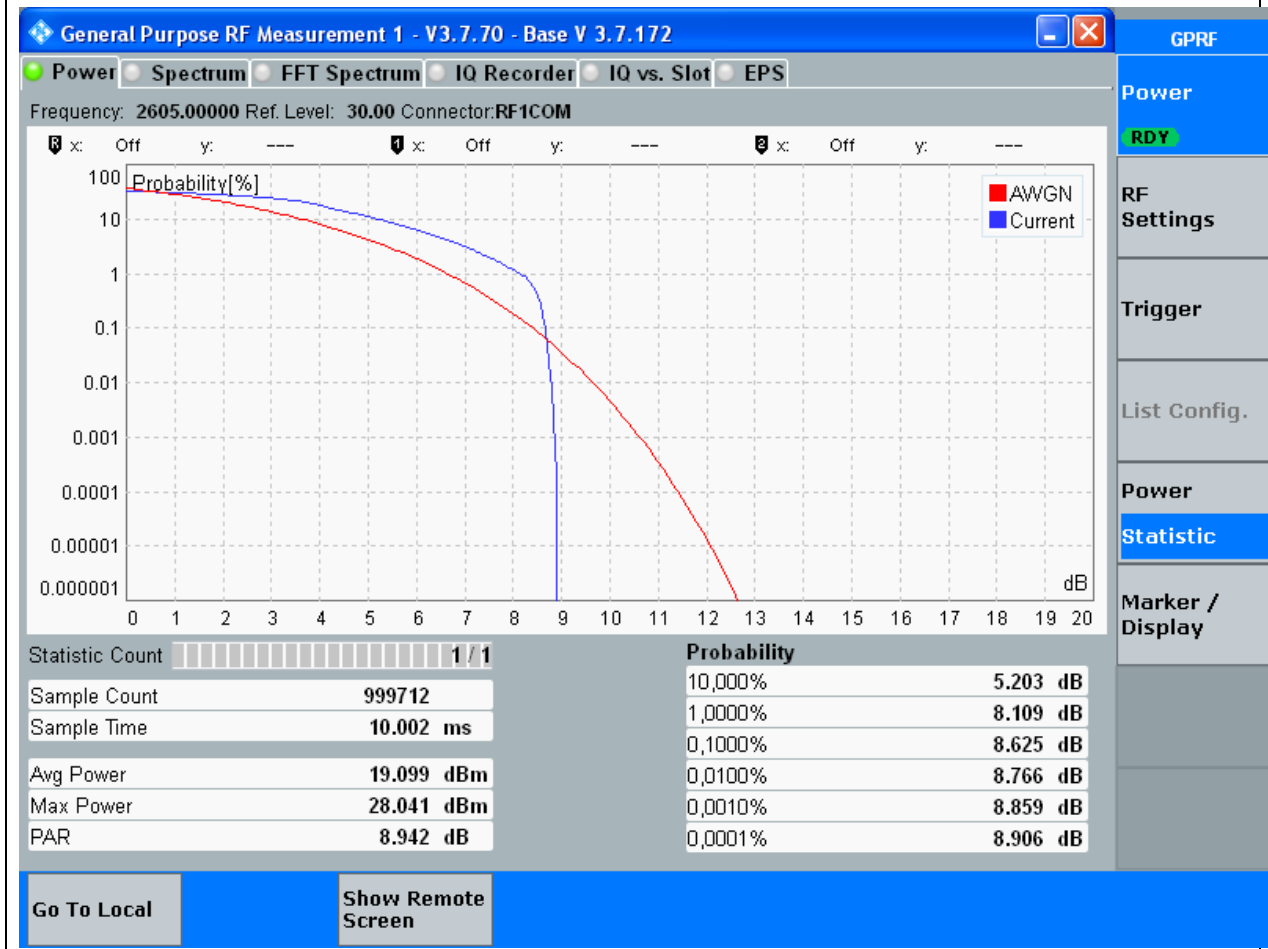
**14.28. LTE Peak to Average Ratio\_Part22-24-27(NTNV)(Channel:40315, Bandwidth:15, Modulation:16QAM, RB Number:75, RB Position:0)**

| Center Frequency(MHz) | PAR Percent (%) | PAR (dB) | Upper Limit (dB) | Verdict |
|-----------------------|-----------------|----------|------------------|---------|
| 2562.5                | 0.1             | 9.8      | 13               | Pass    |



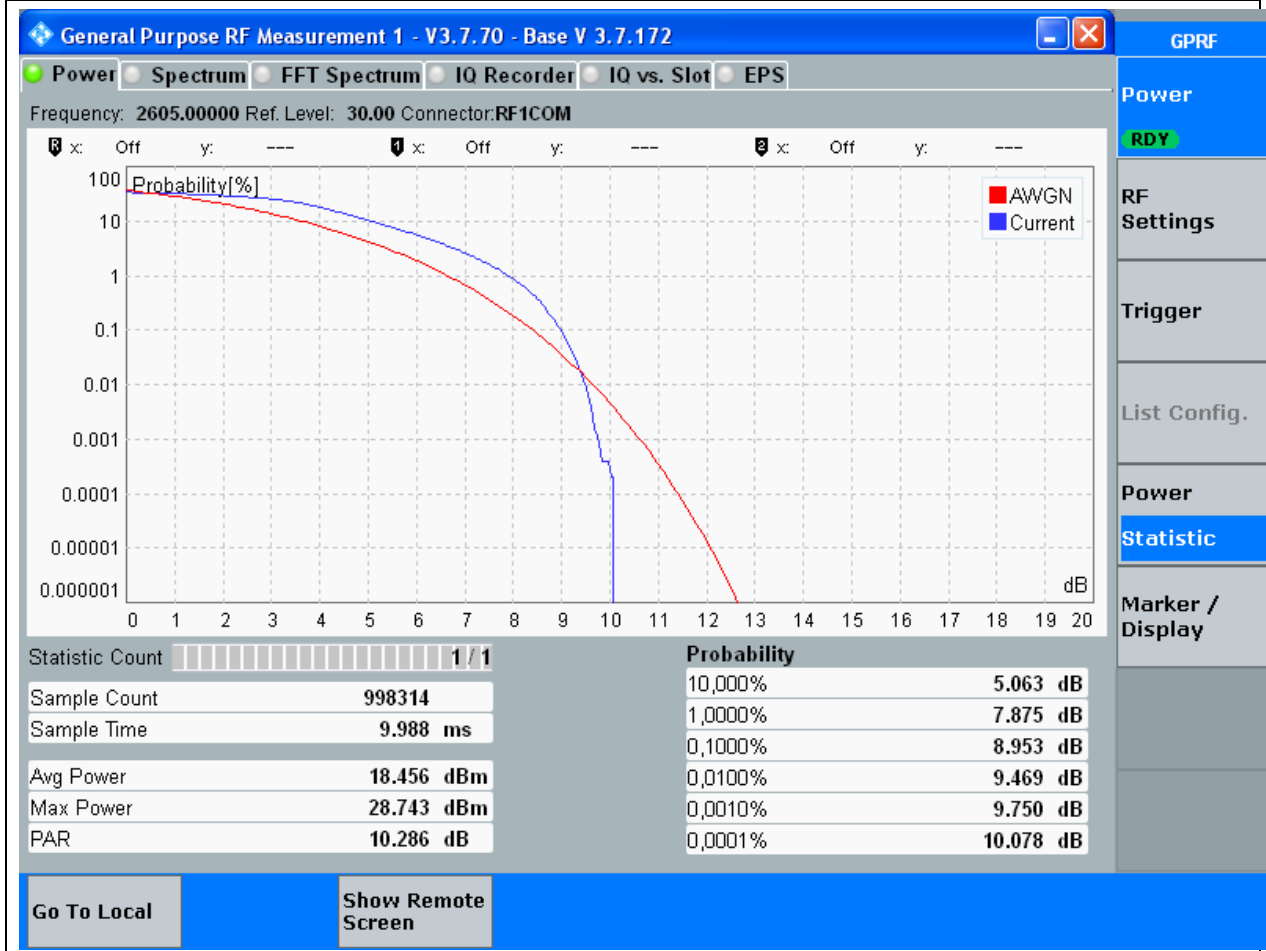
**14.29. LTE Peak to Average Ratio\_Part22-24-27(NTNV)(Channel:40740, Bandwidth:15, Modulation:QPSK, RB Number:1, RB Position:0)**

| Center Frequency(MHz) | PAR Percent (%) | PAR (dB) | Upper Limit (dB) | Verdict |
|-----------------------|-----------------|----------|------------------|---------|
| 2605                  | 0.1             | 8.62     | 13               | Pass    |



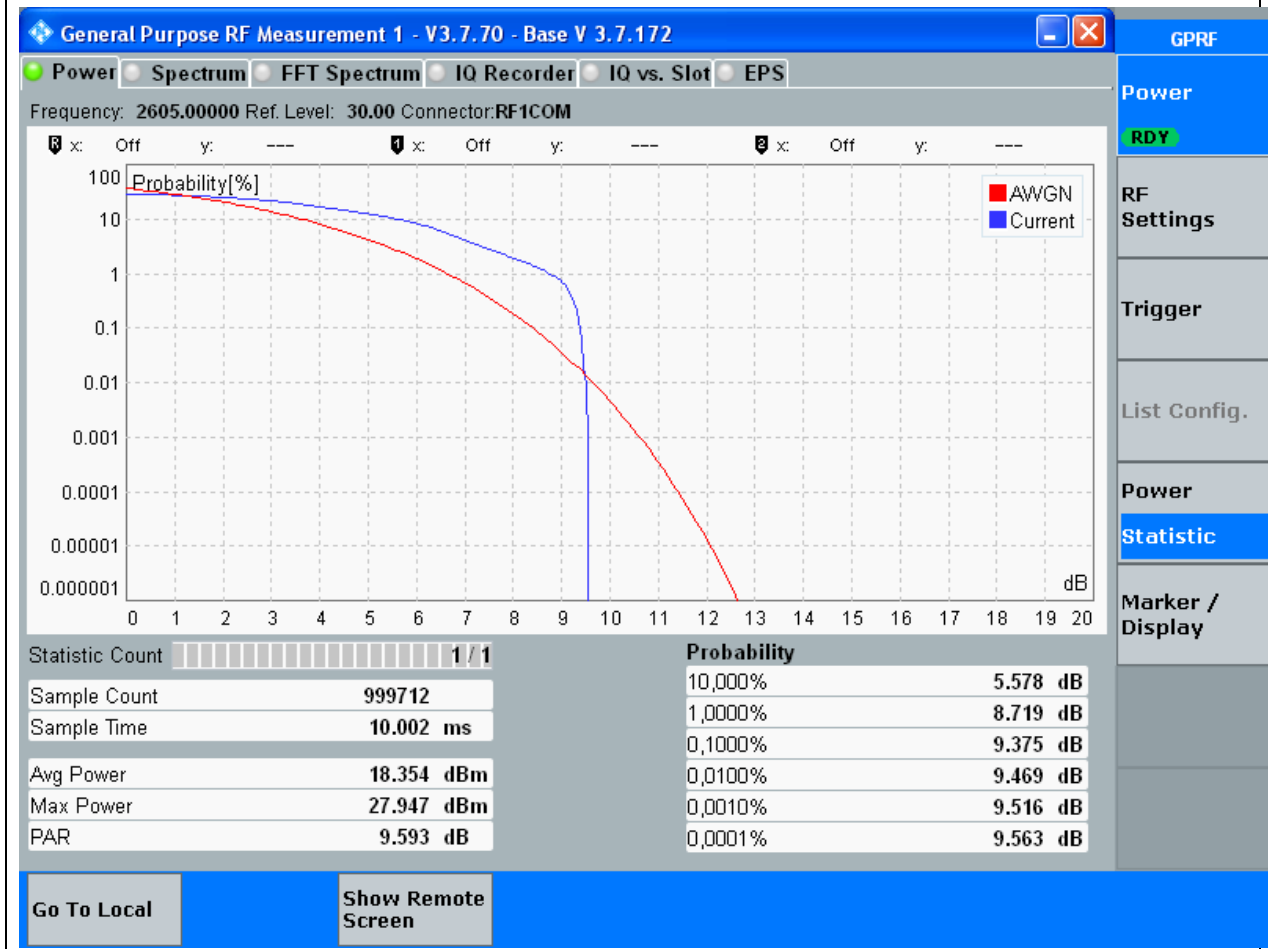
**14.30. LTE Peak to Average Ratio\_Part22-24-27(NTNV)(Channel:40740, Bandwidth:15, Modulation:QPSK, RB Number:75, RB Position:0)**

| Center Frequency(MHz) | PAR Percent (%) | PAR (dB) | Upper Limit (dB) | Verdict |
|-----------------------|-----------------|----------|------------------|---------|
| 2605                  | 0.1             | 8.95     | 13               | Pass    |



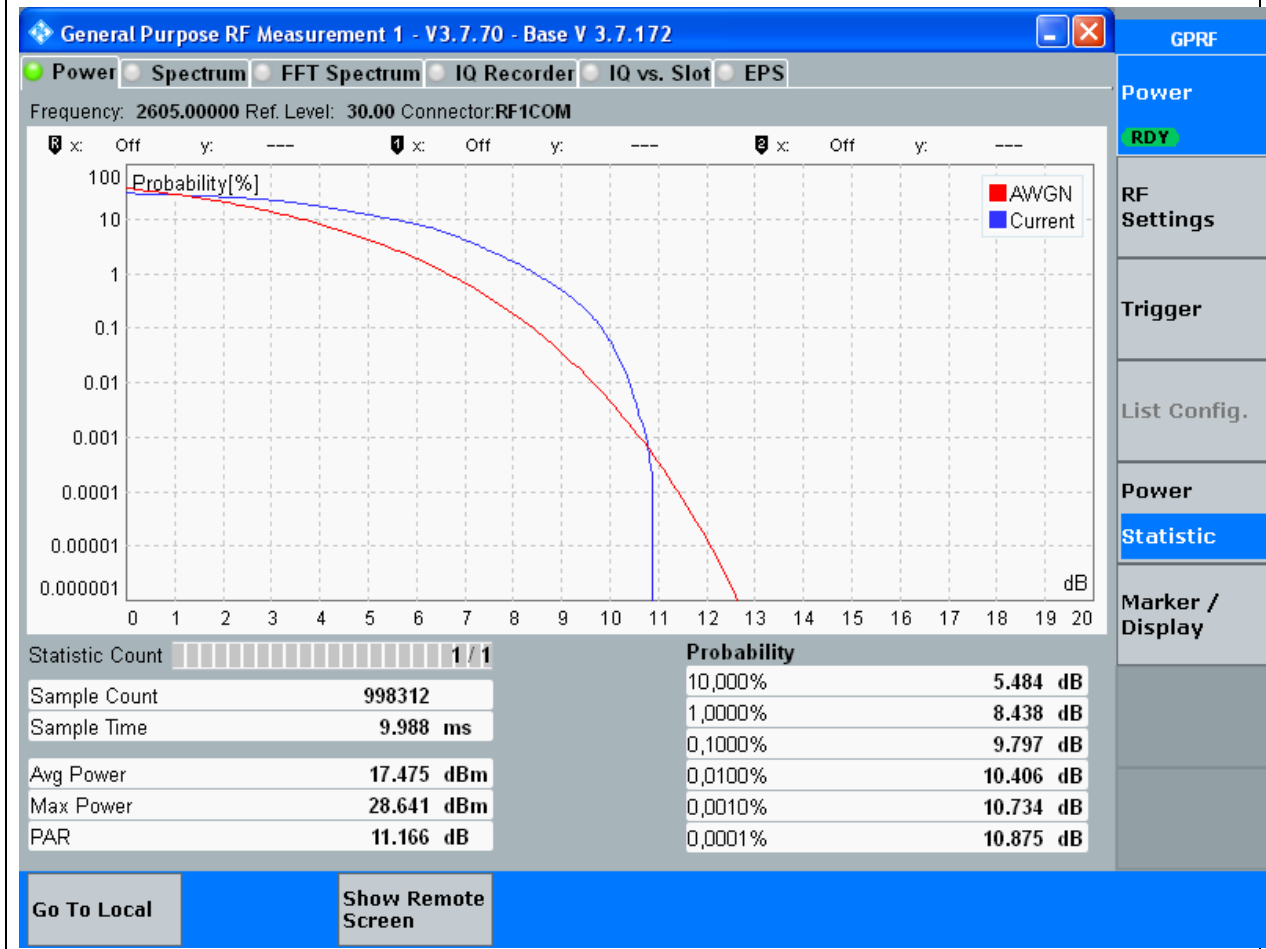
**14.31. LTE Peak to Average Ratio\_Part22-24-27(NTNV)(Channel:40740, Bandwidth:15, Modulation:16QAM, RB Number:1, RB Position:0)**

| Center Frequency(MHz) | PAR Percent (%) | PAR (dB) | Upper Limit (dB) | Verdict |
|-----------------------|-----------------|----------|------------------|---------|
| 2605                  | 0.1             | 9.37     | 13               | Pass    |



**14.32. LTE Peak to Average Ratio\_Part22-24-27(NTNV)(Channel:40740, Bandwidth:15, Modulation:16QAM, RB Number:75, RB Position:0)**

| Center Frequency(MHz) | PAR Percent (%) | PAR (dB) | Upper Limit (dB) | Verdict |
|-----------------------|-----------------|----------|------------------|---------|
| 2605                  | 0.1             | 9.8      | 13               | Pass    |



**14.33. LTE Peak to Average Ratio\_Part22-24-27(NTNV)(Channel:41165, Bandwidth:15, Modulation:QPSK, RB Number:1, RB Position:0)**

| Center Frequency(MHz) | PAR Percent (%) | PAR (dB) | Upper Limit (dB) | Verdict |
|-----------------------|-----------------|----------|------------------|---------|
| 2647.5                | 0.1             | 8.53     | 13               | Pass    |

General Purpose RF Measurement 1 - V3.7.70 - Base V 3.7.172
GPRF

Power Spectrum FFT Spectrum IQ Recorder IQ vs. Slot EPS

Frequency: 2647.50000 Ref. Level: 30.00 Connector:RF1COM

| Statistic Count |            |
|-----------------|------------|
| Sample Count    | 999712     |
| Sample Time     | 10.002 ms  |
| Avg Power       | 19.625 dBm |
| Max Power       | 28.527 dBm |
| PAR             | 8.902 dB   |

| Probability |          |
|-------------|----------|
| 10,000%     | 5.203 dB |
| 1,0000%     | 8.016 dB |
| 0,1000%     | 8.531 dB |
| 0,0100%     | 8.719 dB |
| 0,0010%     | 8.813 dB |
| 0,0001%     | 8.859 dB |

Go To Local
Show Remote Screen

**14.34. LTE Peak to Average Ratio\_Part22-24-27(NTNV)(Channel:41165, Bandwidth:15, Modulation:QPSK, RB Number:75, RB Position:0)**

| Center Frequency(MHz) | PAR Percent (%) | PAR (dB) | Upper Limit (dB) | Verdict |
|-----------------------|-----------------|----------|------------------|---------|
| 2647.5                | 0.1             | 9.05     | 13               | Pass    |

General Purpose RF Measurement 1 - V3.7.70 - Base V 3.7.172
GPRF

Power Spectrum FFT Spectrum IQ Recorder IQ vs. Slot EPS

Frequency: 2647.50000 Ref. Level: 30.00 Connector:RF1COM

| Statistic Count |            |
|-----------------|------------|
| Sample Count    | 998314     |
| Sample Time     | 9.988 ms   |
| Avg Power       | 17.944 dBm |
| Max Power       | 28.397 dBm |
| PAR             | 10.453 dB  |

| Probability |           |
|-------------|-----------|
| 10,000%     | 5.063 dB  |
| 1,0000%     | 7.969 dB  |
| 0,1000%     | 9.047 dB  |
| 0,0100%     | 9.563 dB  |
| 0,0010%     | 9.844 dB  |
| 0,0001%     | 10.078 dB |

Go To Local
Show Remote Screen

Power

RDY

RF Settings

Trigger

List Config.

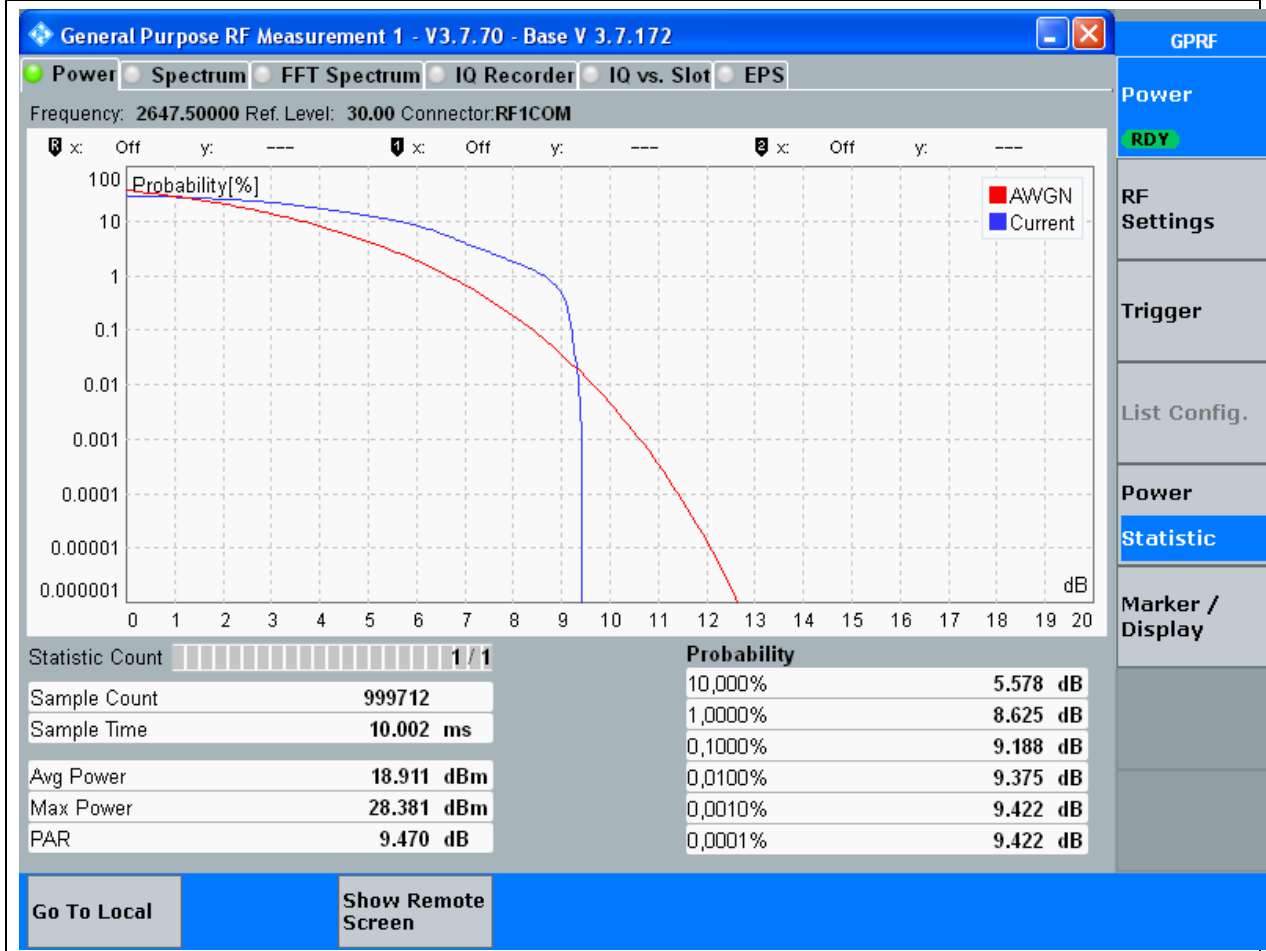
Power

Statistic

Marker / Display

**14.35. LTE Peak to Average Ratio\_Part22-24-27(NTNV)(Channel:41165, Bandwidth:15, Modulation:16QAM, RB Number:1, RB Position:0)**

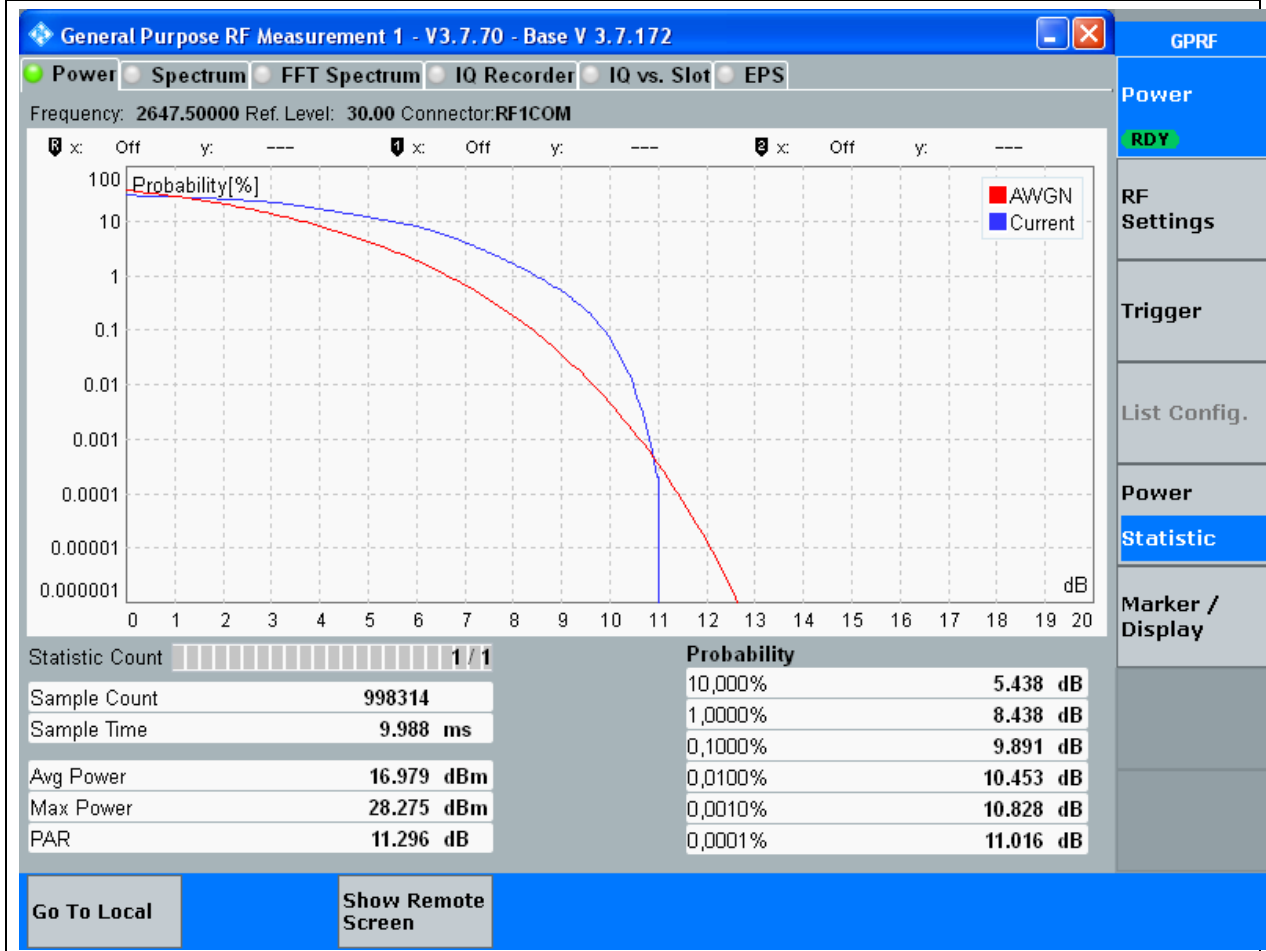
| Center Frequency(MHz) | PAR Percent (%) | PAR (dB) | Upper Limit (dB) | Verdict |
|-----------------------|-----------------|----------|------------------|---------|
| 2647.5                | 0.1             | 9.19     | 13               | Pass    |





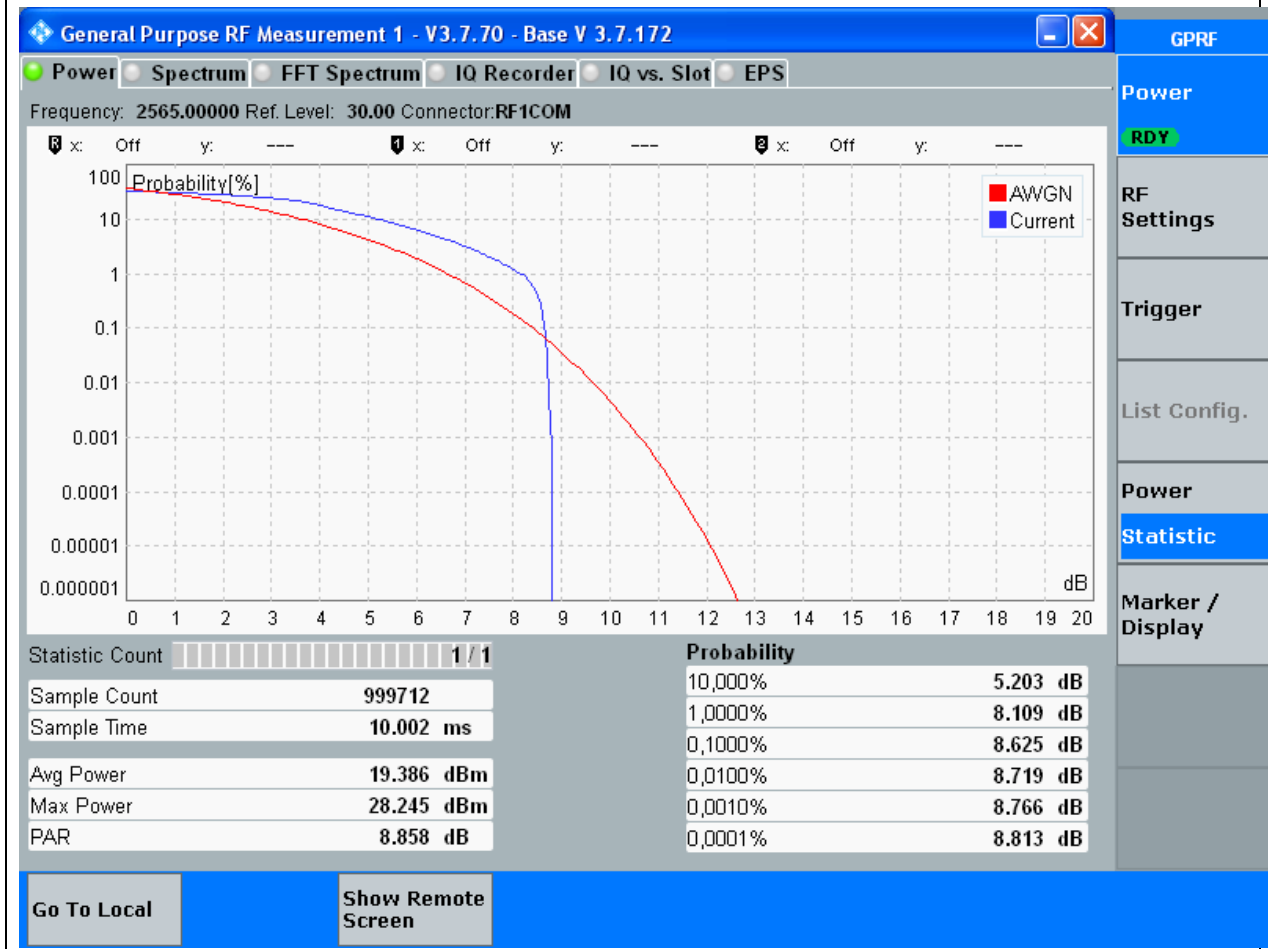
**14.36. LTE Peak to Average Ratio\_Part22-24-27(NTNV)(Channel:41165, Bandwidth:15, Modulation:16QAM, RB Number:75, RB Position:0)**

| Center Frequency(MHz) | PAR Percent (%) | PAR (dB) | Upper Limit (dB) | Verdict |
|-----------------------|-----------------|----------|------------------|---------|
| 2647.5                | 0.1             | 9.89     | 13               | Pass    |



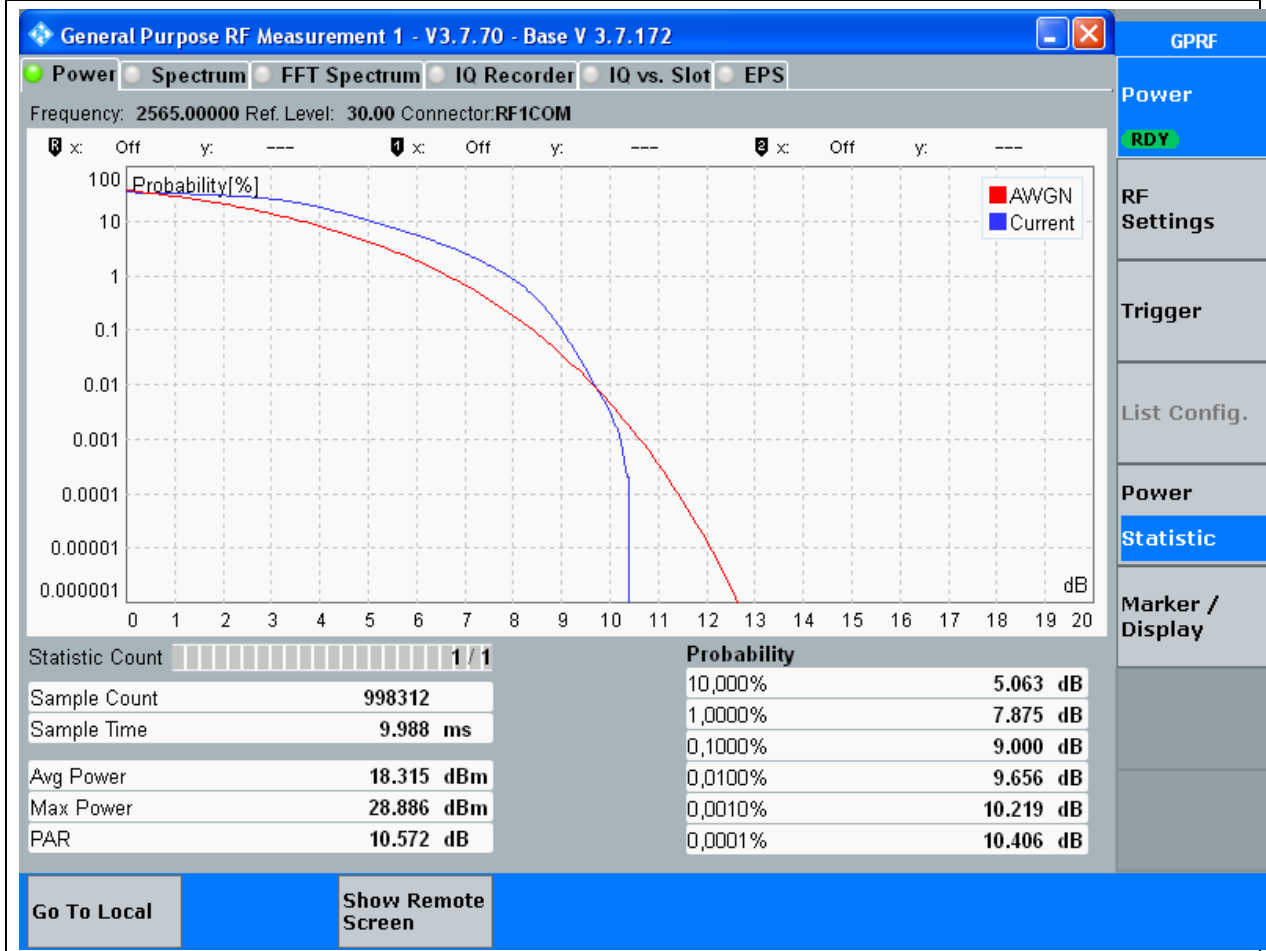
**14.37. LTE Peak to Average Ratio\_Part22-24-27(NTNV)(Channel:40340, Bandwidth:20, Modulation:QPSK, RB Number:1, RB Position:0)**

| Center Frequency(MHz) | PAR Percent (%) | PAR (dB) | Upper Limit (dB) | Verdict |
|-----------------------|-----------------|----------|------------------|---------|
| 2565                  | 0.1             | 8.62     | 13               | Pass    |



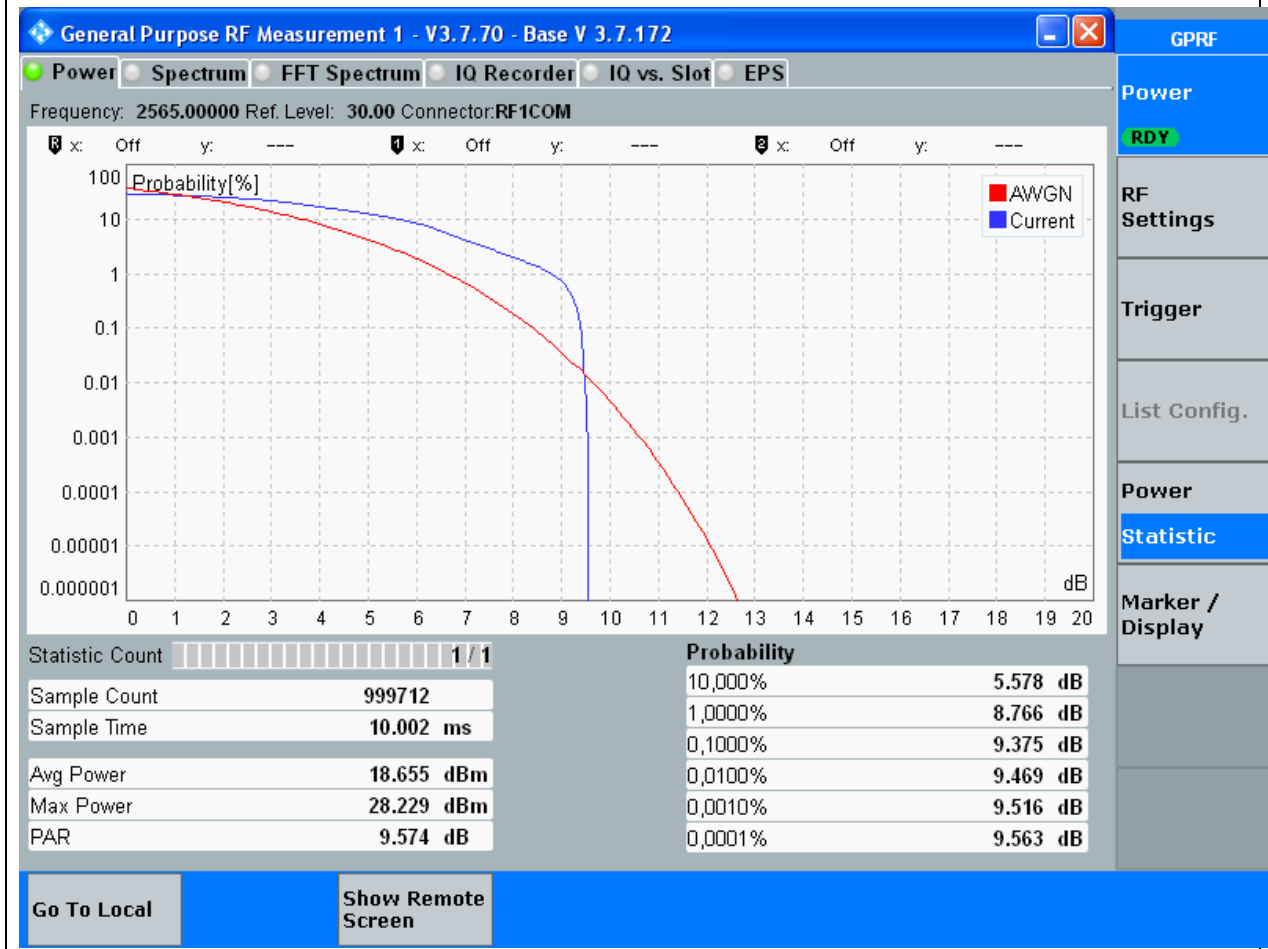
**14.38. LTE Peak to Average Ratio\_Part22-24-27(NTNV)(Channel:40340, Bandwidth:20, Modulation:QPSK, RB Number:100, RB Position:0)**

| Center Frequency(MHz) | PAR Percent (%) | PAR (dB) | Upper Limit (dB) | Verdict |
|-----------------------|-----------------|----------|------------------|---------|
| 2565                  | 0.1             | 9        | 13               | Pass    |



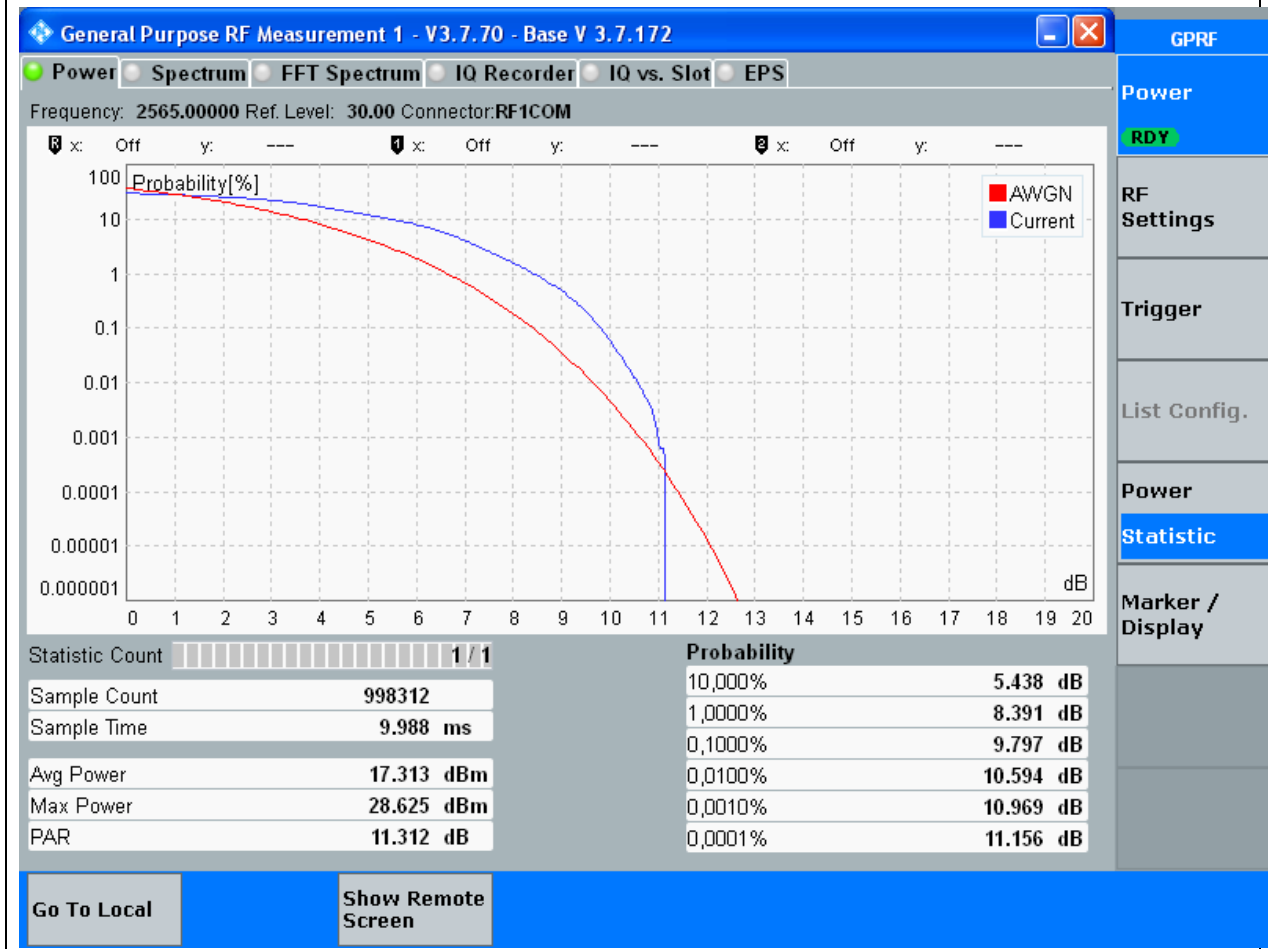
**14.39. LTE Peak to Average Ratio\_Part22-24-27(NTNV)(Channel:40340, Bandwidth:20, Modulation:16QAM, RB Number:1, RB Position:0)**

| Center Frequency(MHz) | PAR Percent (%) | PAR (dB) | Upper Limit (dB) | Verdict |
|-----------------------|-----------------|----------|------------------|---------|
| 2565                  | 0.1             | 9.37     | 13               | Pass    |



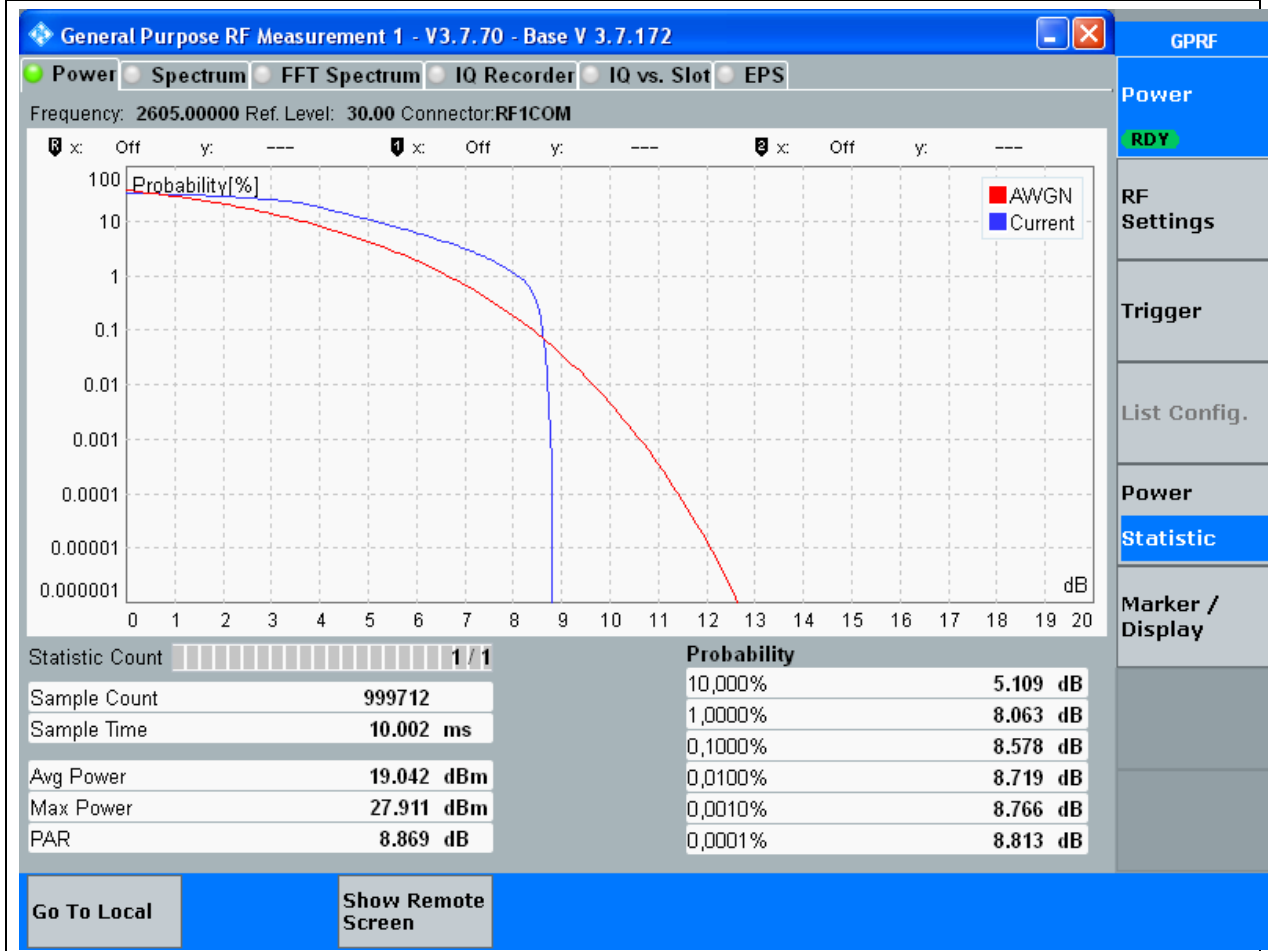
**14.40. LTE Peak to Average Ratio\_Part22-24-27(NTNV)(Channel:40340, Bandwidth:20, Modulation:16QAM, RB Number:100, RB Position:0)**

| Center Frequency(MHz) | PAR Percent (%) | PAR (dB) | Upper Limit (dB) | Verdict |
|-----------------------|-----------------|----------|------------------|---------|
| 2565                  | 0.1             | 9.8      | 13               | Pass    |



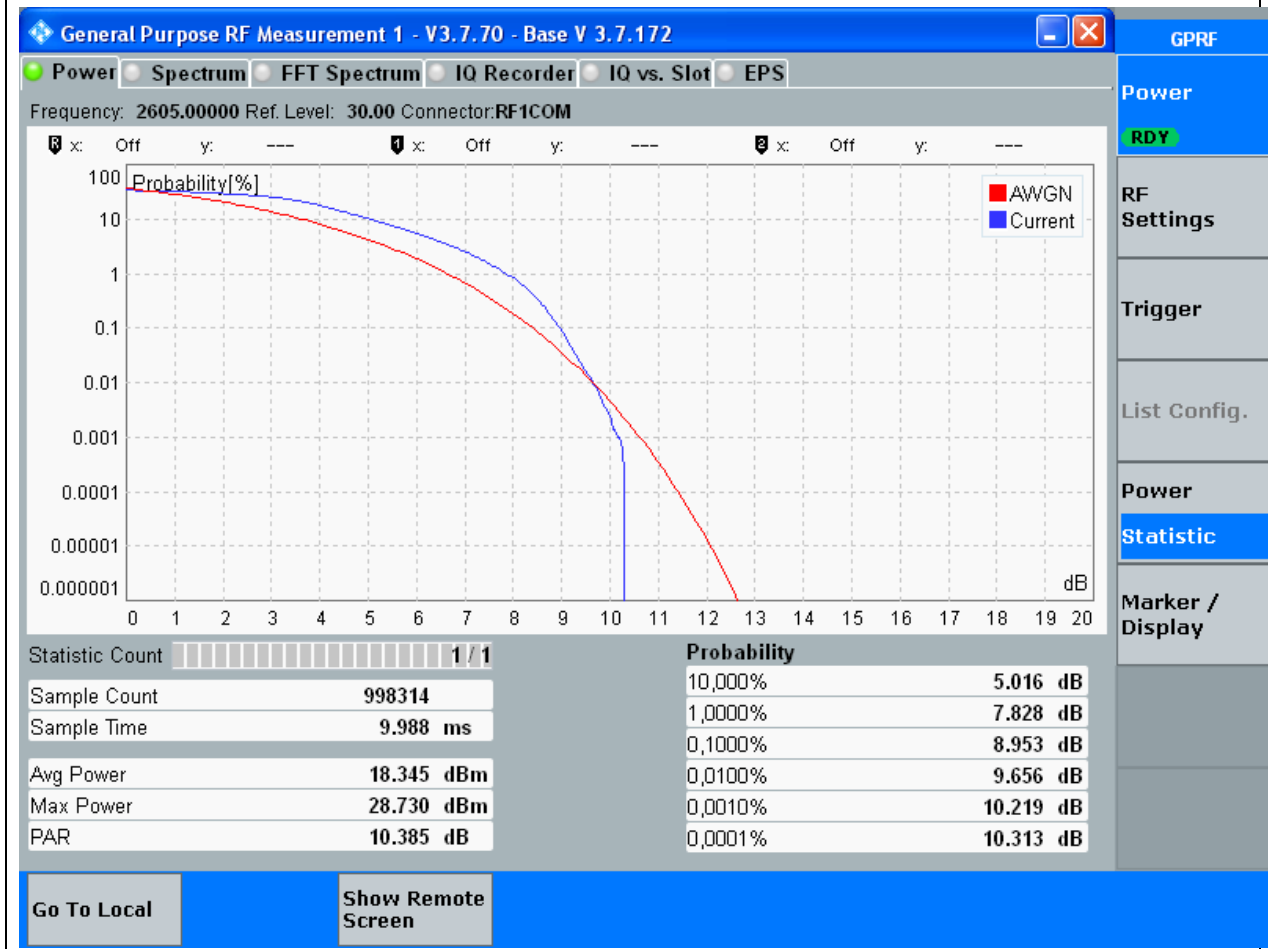
**14.41. LTE Peak to Average Ratio\_Part22-24-27(NTNV)(Channel:40740, Bandwidth:20, Modulation:QPSK, RB Number:1, RB Position:0)**

| Center Frequency(MHz) | PAR Percent (%) | PAR (dB) | Upper Limit (dB) | Verdict |
|-----------------------|-----------------|----------|------------------|---------|
| 2605                  | 0.1             | 8.58     | 13               | Pass    |



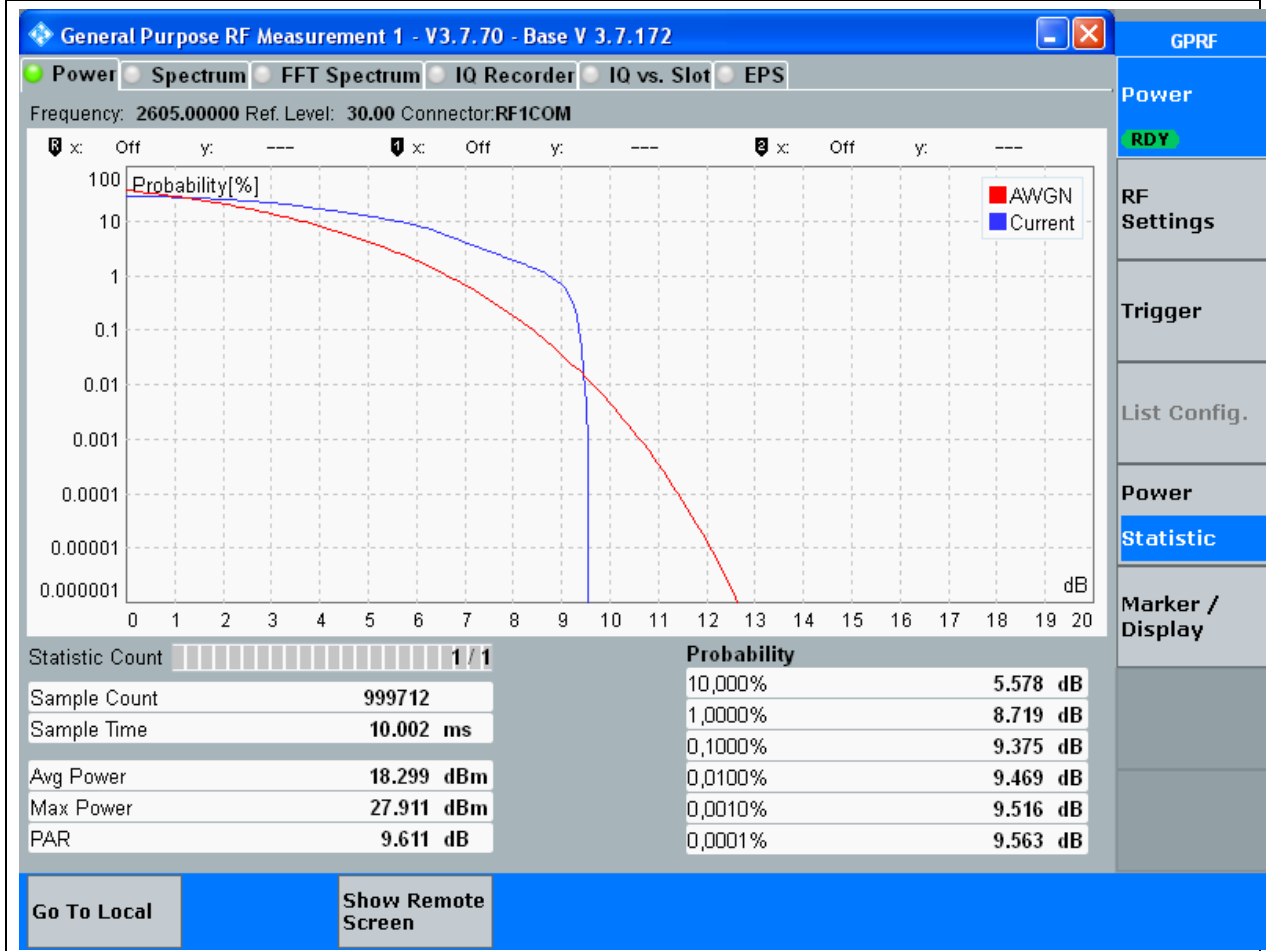
**14.42. LTE Peak to Average Ratio\_Part22-24-27(NTNV)(Channel:40740, Bandwidth:20, Modulation:QPSK, RB Number:100, RB Position:0)**

| Center Frequency(MHz) | PAR Percent (%) | PAR (dB) | Upper Limit (dB) | Verdict |
|-----------------------|-----------------|----------|------------------|---------|
| 2605                  | 0.1             | 8.95     | 13               | Pass    |



**14.43. LTE Peak to Average Ratio\_Part22-24-27(NTNV)(Channel:40740, Bandwidth:20, Modulation:16QAM, RB Number:1, RB Position:0)**

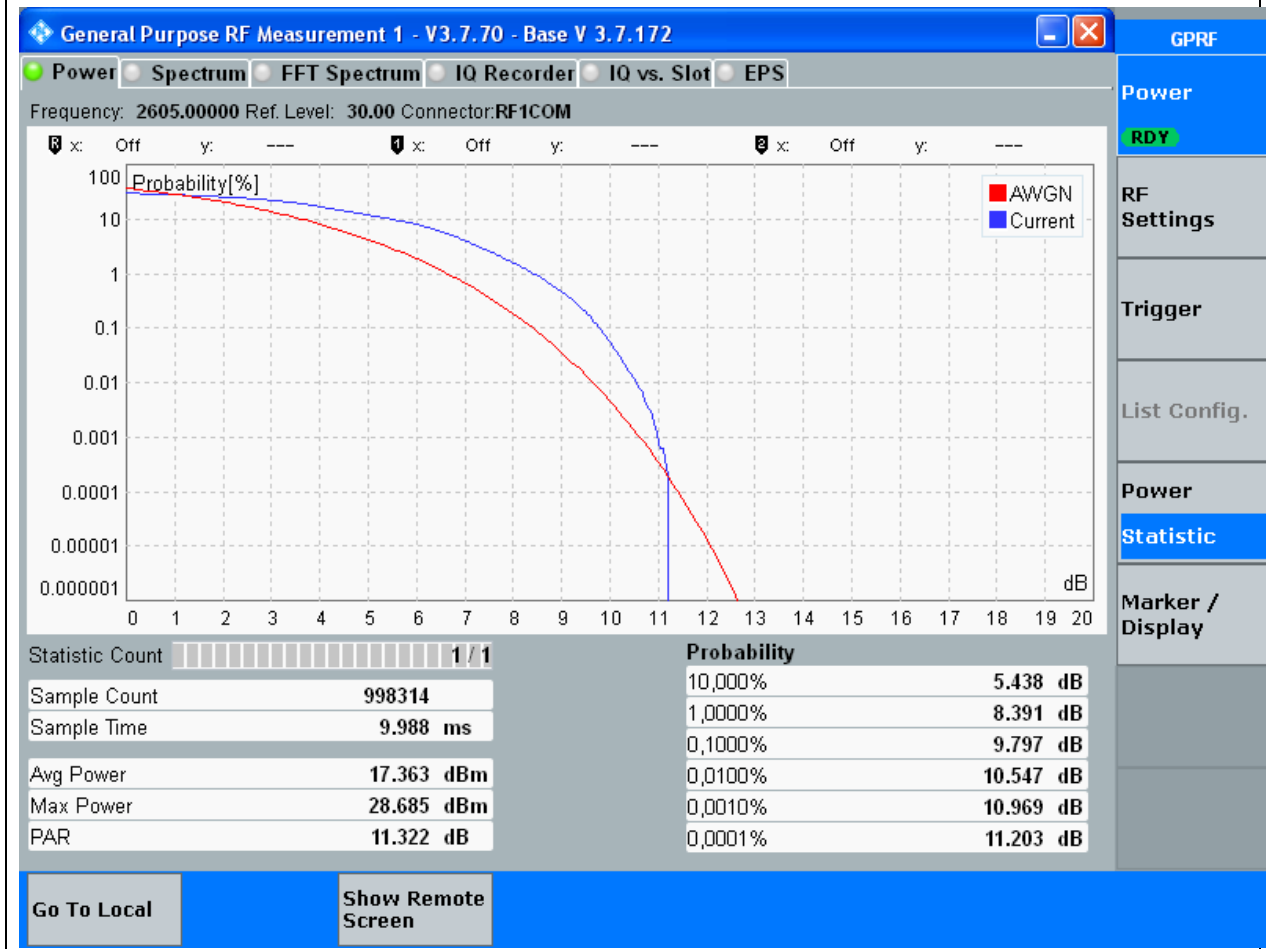
| Center Frequency(MHz) | PAR Percent (%) | PAR (dB) | Upper Limit (dB) | Verdict |
|-----------------------|-----------------|----------|------------------|---------|
| 2605                  | 0.1             | 9.37     | 13               | Pass    |





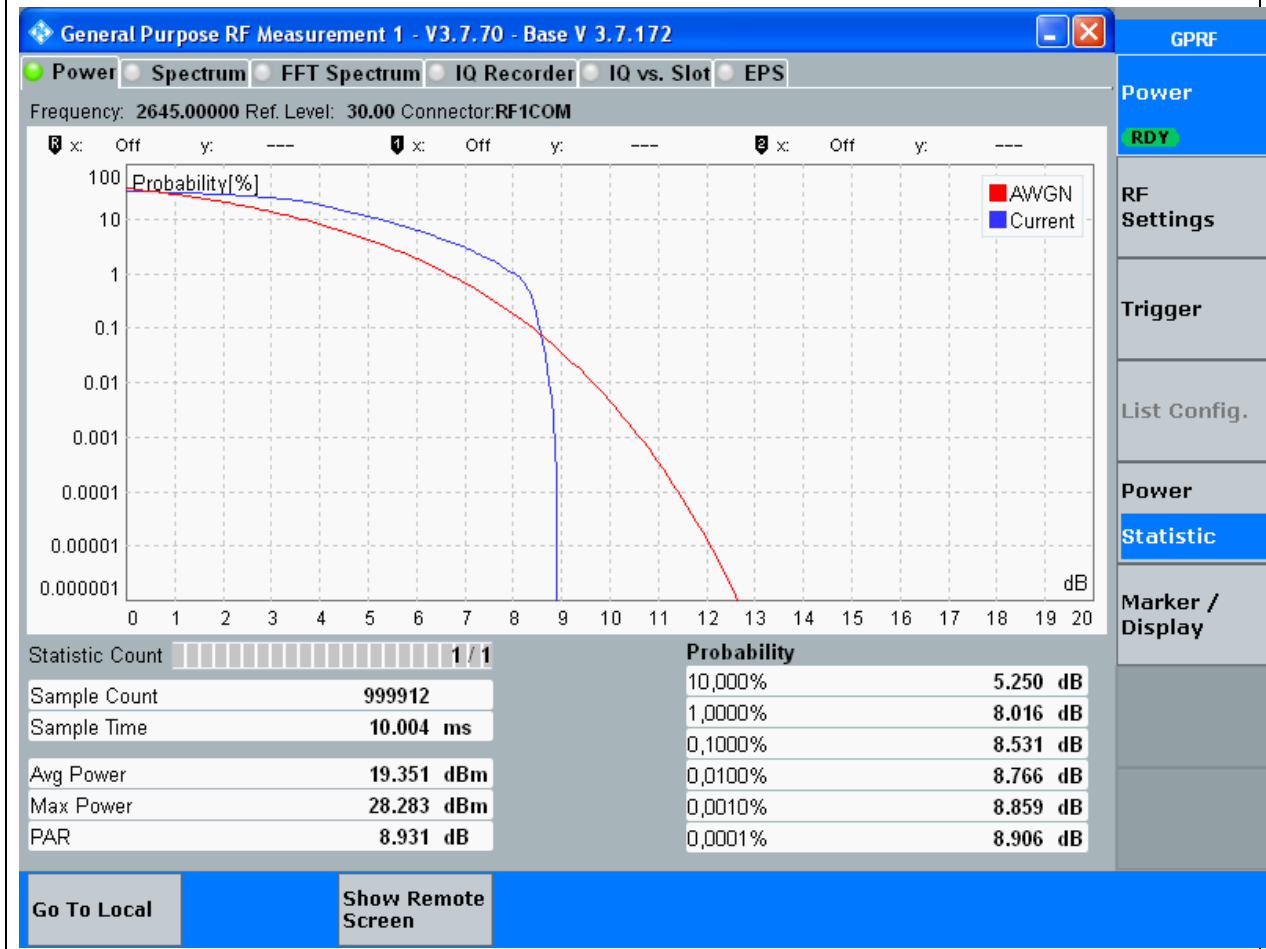
**14.44. LTE Peak to Average Ratio\_Part22-24-27(NTNV)(Channel:40740, Bandwidth:20, Modulation:16QAM, RB Number:100, RB Position:0)**

| Center Frequency(MHz) | PAR Percent (%) | PAR (dB) | Upper Limit (dB) | Verdict |
|-----------------------|-----------------|----------|------------------|---------|
| 2605                  | 0.1             | 9.8      | 13               | Pass    |



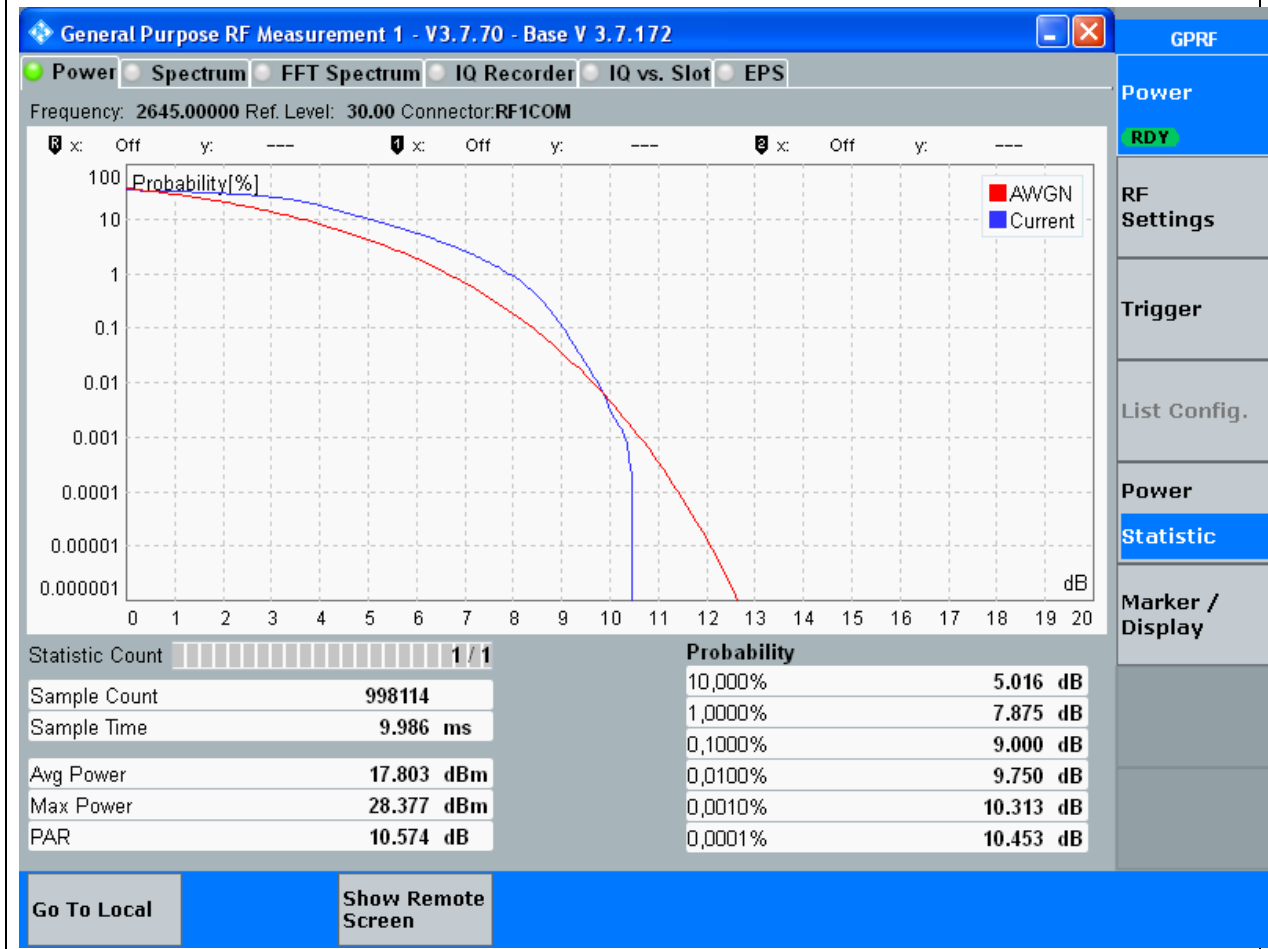
**14.45. LTE Peak to Average Ratio\_Part22-24-27(NTNV)(Channel:41140, Bandwidth:20, Modulation:QPSK, RB Number:1, RB Position:0)**

| Center Frequency(MHz) | PAR Percent (%) | PAR (dB) | Upper Limit (dB) | Verdict |
|-----------------------|-----------------|----------|------------------|---------|
| 2645                  | 0.1             | 8.53     | 13               | Pass    |



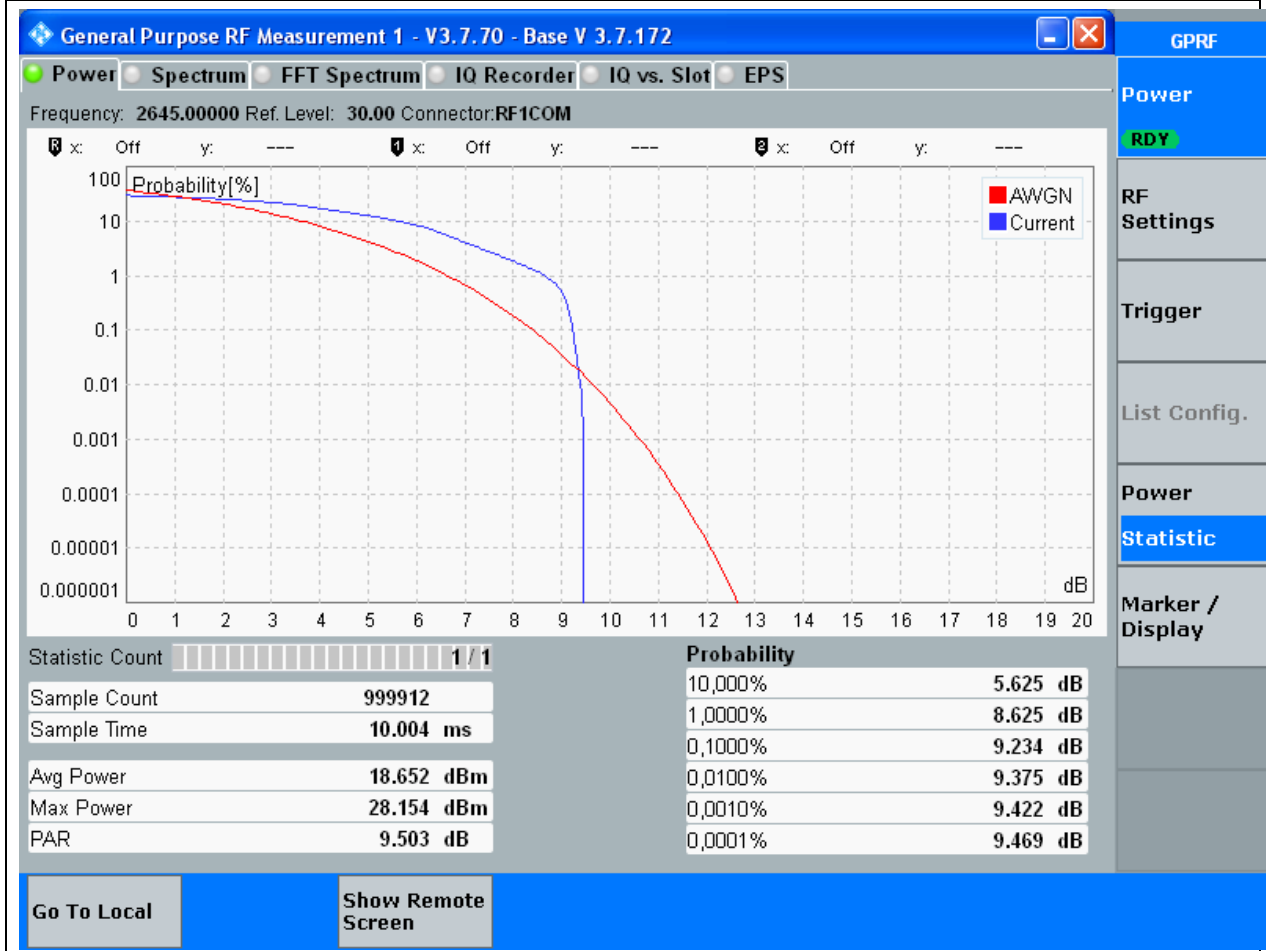
**14.46. LTE Peak to Average Ratio\_Part22-24-27(NTNV)(Channel:41140, Bandwidth:20, Modulation:QPSK, RB Number:100, RB Position:0)**

| Center Frequency(MHz) | PAR Percent (%) | PAR (dB) | Upper Limit (dB) | Verdict |
|-----------------------|-----------------|----------|------------------|---------|
| 2645                  | 0.1             | 9        | 13               | Pass    |



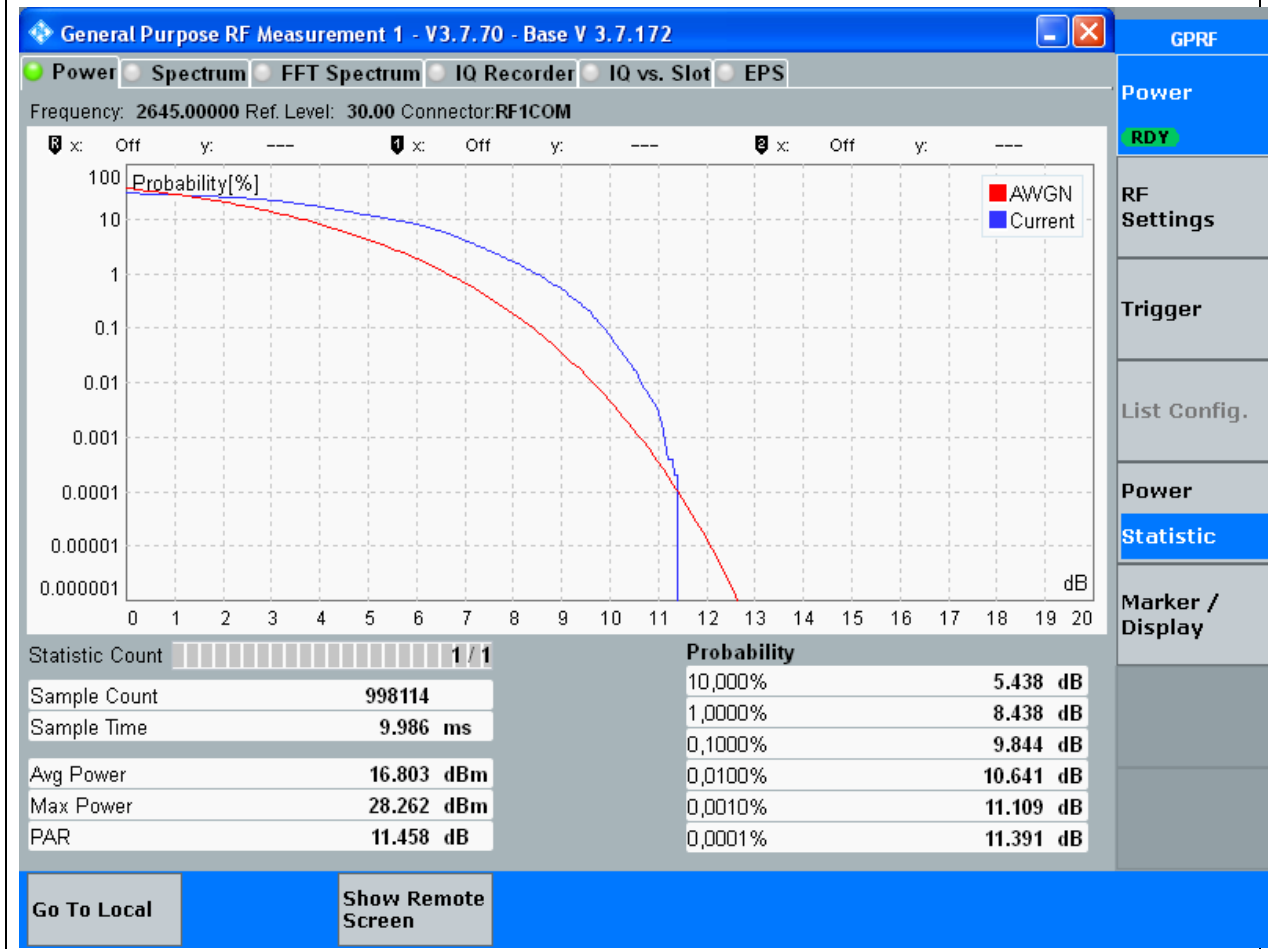
**14.47. LTE Peak to Average Ratio\_Part22-24-27(NTNV)(Channel:41140, Bandwidth:20, Modulation:16QAM, RB Number:1, RB Position:0)**

| Center Frequency(MHz) | PAR Percent (%) | PAR (dB) | Upper Limit (dB) | Verdict |
|-----------------------|-----------------|----------|------------------|---------|
| 2645                  | 0.1             | 9.23     | 13               | Pass    |



**14.48. LTE Peak to Average Ratio\_Part22-24-27(NTNV)(Channel:41140, Bandwidth:20, Modulation:16QAM, RB Number:100, RB Position:0)**

| Center Frequency(MHz) | PAR Percent (%) | PAR (dB) | Upper Limit (dB) | Verdict |
|-----------------------|-----------------|----------|------------------|---------|
| 2645                  | 0.1             | 9.84     | 13               | Pass    |



--BLANK BELOW--