

1 Annex A – Test setup

1.1 List of Pictures

Picture 1: EUT position 1 2
Picture 2: EUT position 2 2
Picture 3: EUT position 3 3
Picture 4: test setup radiated emission test 9 kHz - 30 MHz 4
Picture 7: EUT test setup radiated emission test 30 MHz - 1 GHz 4
Picture 8: EUT test setup in open area test site (front view) 5
Picture 9: EUT test setup in open area test site (rear view) 5
Picture 10: EUT test setup conducted measurements 6
Picture 11: EUT test setup radiated emissions > 1GHz 7
Picture 12: EUT test setup radiated emissions > 1GHz - zoomed 7



EMV **TESTHAUS** GmbH
Gustav-Hertz-Straße 35
94315 Straubing
Germany
Revision: 1.0

Procter & Gamble Service GmbH
electric toothbrush with BLE
3765

150111-AU01+W03
Annex A


Page 1 of 7




Picture 1: EUT position 1




Picture 2: EUT position 2



Picture 3: EUT position 3



Picture 4: test setup radiated emission test 9 kHz - 30 MHz




Picture 5: EUT test setup radiated emission test 30 MHz - 1 GHz




Picture 6: EUT test setup in open area test site (front view)




Picture 7: EUT test setup in open area test site (rear view)



Picture 8: EUT test setup conducted measurements



Picture 9: EUT test setup radiated emissions > 1GHz



Picture 10: EUT test setup radiated emissions > 1GHz - zoomed