

1 Annex A – Test setup

1.1 List of Pictures

Picture 1: EUT position 12

Picture 2: EUT position 22

Picture 3: EUT position 33

Picture 4: test setup radiated emission test 9 kHz - 30 MHz4

Picture 5: EUT test setup radiated emission test 30 MHz - 1 GHz4

Picture 6: EUT test setup in open area test site (front view)5

Picture 7: EUT test setup in open area test site (rear view)5

Picture 8: EUT test setup conducted measurements6

Picture 9: EUT test setup radiated emissions > 1GHz7

Picture 10: EUT test setup radiated emissions > 1GHz - zoomed7



EMV **TESTHAUS** GmbH
Gustav-Hertz-Straße 35
94315 Straubing
Germany
Revision: 1.0


Procter & Gamble Service GmbH
electric toothbrush with
proprietary mode
3765




Picture 1: EUT position 1




Picture 2: EUT position 2



Picture 3: EUT position 3



Picture 4: test setup radiated emission test 9 kHz - 30 MHz




Picture 5: EUT test setup radiated emission test 30 MHz - 1 GHz




Picture 6: EUT test setup in open area test site (front view)




Picture 7: EUT test setup in open area test site (rear view)



Picture 8: EUT test setup conducted measurements



Picture 9: EUT test setup radiated emissions > 1GHz



Picture 10: EUT test setup radiated emissions > 1GHz - zoomed