


# 11. SETUP PHOTOS

## ANTENNA PORT CONDUCTED RF MEASUREMENT SETUP




FRONT PHOTO

## AC MAINS LINE CONDUCTED EMISSIONS




FRONT PHOTO (AC/DC ADAPTER)




BACK PHOTO (AC/DC ADAPTER)

**3 METER RADIATED SPURIOUS EMISSIONS BELOW 30MHz**




FRONT PHOTO




BACK PHOTO

**3 METER RADIATED SPURIOUS EMISSIONS 30MHz TO 1GHz**



FRONT PHOTO



BACK PHOTO

**3 METER RADIATED SPURIOUS EMISSIONS 1GHz TO 18GHz**




FRONT PHOTO




BACK PHOTO


**RADIATED RF MEASUREMENT FOR PORTABLE CONFIGURATION**



X-AXIS FRONT PHOTO



Y-AXIS FRONT PHOTO



Z-AXIS FRONT PHOTO

**END OF TEST REPORT**