

Figure 2




Test Item

Figure 3




Test Setup for Radiated Emissions, 433.9MHz – Horizontal Polarization




Test Setup for Radiated Emissions, 433.9MHz – Vertical Polarization

Figure 4



Test Setup for Radiated Emissions, 1GHz to 5GHz – Horizontal Polarization



Test Setup for Radiated Emissions, 1GHz to 5GHz – Vertical Polarization