

Test Setup Photographs for the Net2Air Bridge 477-600

1. Radiated Emissions

1.1. Configuration 1: Measurements below 1 GHz




Photo 1




Photo 2

Radiated Emissions (continued)

1.2. Configuration 2: Measurements above 1 GHz




Photo 3




Photo 4

2. AC Conducted Emissions




Photo 5




Photo 6