

Test Setup Photographs for Paxton10 Keypad Reader

1. Radiated Emissions 9 kHz to 30 MHz

1.1. Configuration 1: Open Field Site at 3 metres



Photo 1



Photo 2

2. Radiated Emissions 9 kHz to 30 MHz

2.1. Configuration 1: Semi-anechoic chamber, support equipment on table




Photo 1



Photo 2

Radiated Emissions 30 MHz to 1 GHz

2.2. Configuration 2: Semi-anechoic chamber, support equipment outside chamber




Photo 1




Photo 2

3. AC Conducted Emissions

3.1. Configuration 1:



Photo 1




Photo 2