

Report No.:	HCT-IA0907-3101-03	FCC ID:	US7-A300	Date of Issue:	Aug. 25, 2009
--------------------	--------------------	----------------	----------	-----------------------	---------------

Appendix D

Contour Plots

Report No.:	HCT-IA0907-3101-03	FCC ID:	US7-A300	Date of Issue:	Aug. 25, 2009

CDMA835 (1013CH)

Test Laboratory: HCT
File Name: [001_1013ch.da4](#)

DUT: A300; Type: bar
Program Name: HAC_TCoil_WD_Emission

Communication System: CDMA 835MHz FCC; Frequency: 824.7 MHz; Duty Cycle: 1:1
Medium parameters used: $\sigma = 0$ mho/m, $\epsilon_r = 1$; $\rho = 1$ kg/m³
Phantom section: AMB with Coil Section

DASY4 Configuration:

- Probe: AM1DV2 - 1013; ; Calibrated: 2006-04-18
- Sensor-Surface: 0mm (Fix Surface)
- Electronics: DAE3 Sn466; Calibrated: 2009-07-21
- Phantom: HAC Test Arch with Coil; Type: SD HAC P01 BA
- Measurement SW: DASY4, V4.7 Build 71; Postprocessing SW: SEMCAD, V1.8 Build 184

Point measurement/x (longitudinal) at max x/ABM Noise(x,y,z) (1x1x1):

Measurement grid: dx=10mm, dy=10mm

Cursor:

ABM2 = -17.2 dB A/m

Location: -8, 0.5, 363.7 mm

Point measurement/x (longitudinal) at max x/ABM SNR(x,y,z) (1x1x1):

Measurement grid: dx=10mm, dy=10mm

Cursor:

ABM1/ABM2 = 33.5 dB

ABM1 comp = 16.3 dB A/m

BWC Factor = 0.151969 dB

Location: -8, 0.5, 363.7 mm

Point measurement/x (longitudinal) at max x/ABM Signal(x,y,z) (1x1x1):

Measurement grid: dx=10mm, dy=10mm

Cursor:

ABM1 comp = 16.3 dB A/m

BWC Factor = 0.151969 dB

Location: -8, 0.5, 363.7 mm

Point measurement/y (transversal) at max y/ABM Noise(x,y,z) (1x1x1):

Measurement grid: dx=10mm, dy=10mm

Cursor:

ABM2 = -29.6 dB A/m

Location: -0.5, -7, 363.7 mm

Point measurement/y (transversal) at max y/ABM SNR(x,y,z) (1x1x1):

Measurement grid: dx=10mm, dy=10mm

Cursor:

ABM1/ABM2 = 45.3 dB

ABM1 comp = 15.7 dB A/m

BWC Factor = 0.151969 dB

Location: -0.5, -7, 363.7 mm

Point measurement/y (transversal) at max y/ABM Signal(x,y,z) (1x1x1):

Measurement grid: dx=10mm, dy=10mm

Cursor:

ABM1 comp = 15.7 dB A/m

BWC Factor = 0.151969 dB

Location: -0.5, -7, 363.7 mm

Scans/z (axial) 15 x 15/ABM Signal(x,y,z) (8x8x1):

Measurement grid: dx=10mm, dy=10mm

Cursor:

ABM1 comp = 13.1 dB A/m

BWC Factor = 0.151969 dB

Location: -0.5, 0.5, 363.7 mm

Report No.:	HCT-IA0907-3101-03	FCC ID:	US7-A300	Date of Issue:	Aug. 25, 2009
--------------------	--------------------	----------------	----------	-----------------------	---------------

Point measurement/z (axial) 300-3k response at max/ABM Freq Resp(x,y,z,f) (1x1x1):

Measurement grid: dx=10mm, dy=10mm

Cursor:

Diff = 1.28 dB
 BWC Factor = 10.8 dB
 Location: 1.2, -1.2, 365 mm

Point measurement/z (axial) at max z/ABM Noise(x,y,z) (1x1x1):

Measurement grid: dx=10mm, dy=10mm

Cursor:

ABM2 = -15.4 dB A/m
 Location: -0.5, 0.5, 363.7 mm

Point measurement/z (axial) at max z/ABM SNR(x,y,z) (1x1x1):

Measurement grid: dx=10mm, dy=10mm

Cursor:

ABM1/ABM2 = 39.5 dB
 ABM1 comp = 24.1 dB A/m
 BWC Factor = 0.151969 dB
 Location: -0.5, 0.5, 363.7 mm

Point measurement/z (axial) at max z/ABM Signal(x,y,z) (1x1x1):

Measurement grid: dx=10mm, dy=10mm

Cursor:

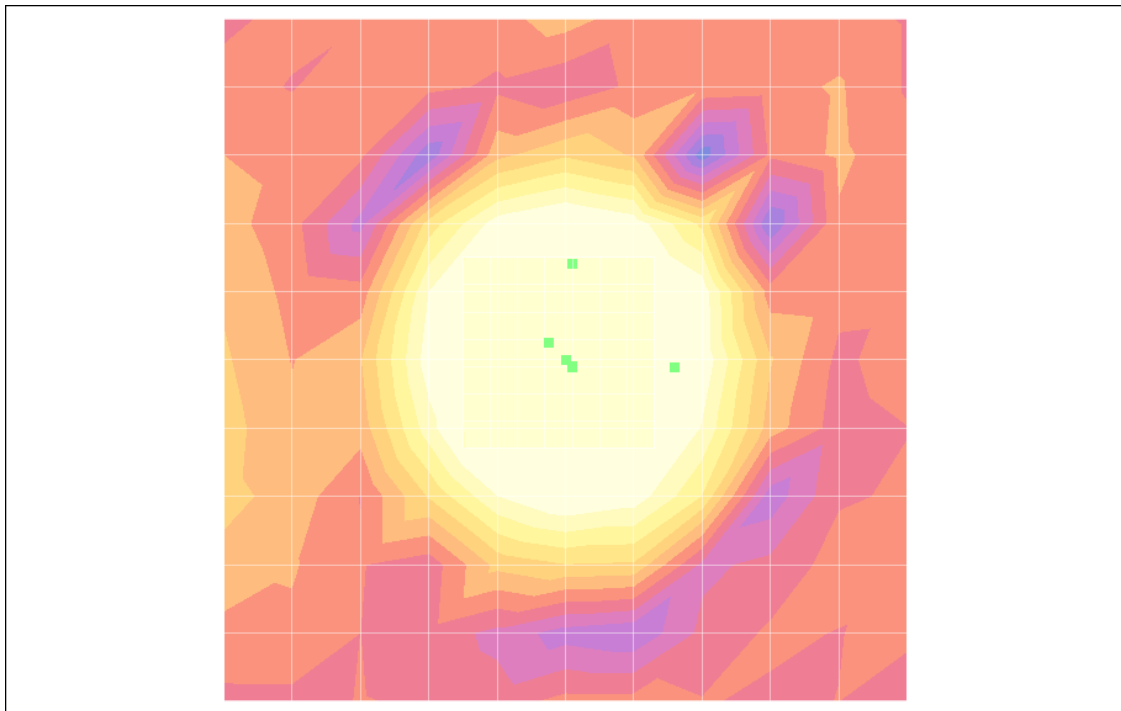
ABM1 comp = 24.1 dB A/m
 BWC Factor = 0.151969 dB
 Location: -0.5, 0.5, 363.7 mm

Scans/z (axial) rough 50 x 50/ABM Signal(x,y,z) (11x11x1):

Measurement grid: dx=10mm, dy=10mm

Cursor:

ABM1 comp = 12.9 dB A/m
 BWC Factor = 0.151969 dB
 Location: 0, 0, 363.7 mm



0 dB = 1.00A/m

Report No.:	HCT-IA0907-3101-03	FCC ID:	US7-A300	Date of Issue:	Aug. 25, 2009

CDMA835 (384CH)

Test Laboratory: HCT
File Name: [002_384ch.da4](#)

DUT: A300; Type: bar
Program Name: HAC_TCoil_WD_Emission

Communication System: CDMA 835MHz FCC; Frequency: 836.52 MHz; Duty Cycle: 1:1
Medium parameters used: $\sigma = 0$ mho/m, $\epsilon_r = 1$; $\rho = 1$ kg/m³
Phantom section: AMB with Coil Section

DASY4 Configuration:

- Probe: AM1DV2 - 1013; ; Calibrated: 2006-04-18
- Sensor-Surface: 0mm (Fix Surface)
- Electronics: DAE3 Sn466; Calibrated: 2009-07-21
- Phantom: HAC Test Arch with Coil; Type: SD HAC P01 BA
- Measurement SW: DASY4, V4.7 Build 71; Postprocessing SW: SEMCAD, V1.8 Build 184

Point measurement/x (longitudinal) at max x/ABM Noise(x,y,z) (1x1x1):

Measurement grid: dx=10mm, dy=10mm

Cursor:

ABM2 = -43.2 dB A/m
Location: -8, 0.5, 363.7 mm

Point measurement/x (longitudinal) at max x/ABM SNR(x,y,z) (1x1x1):

Measurement grid: dx=10mm, dy=10mm

Cursor:

ABM1/ABM2 = 48.2 dB
ABM1 comp = 4.97 dB A/m
BWC Factor = 0.151969 dB
Location: -8, 0.5, 363.7 mm

Point measurement/x (longitudinal) at max x/ABM Signal(x,y,z) (1x1x1):

Measurement grid: dx=10mm, dy=10mm

Cursor:

ABM1 comp = 4.97 dB A/m
BWC Factor = 0.151969 dB
Location: -8, 0.5, 363.7 mm

Point measurement/y (transversal) at max y/ABM Noise(x,y,z) (1x1x1):

Measurement grid: dx=10mm, dy=10mm

Cursor:

ABM2 = -48.3 dB A/m
Location: 1.5, -8, 363.7 mm

Point measurement/y (transversal) at max y/ABM SNR(x,y,z) (1x1x1):

Measurement grid: dx=10mm, dy=10mm

Cursor:

ABM1/ABM2 = 51.6 dB
ABM1 comp = 3.29 dB A/m
BWC Factor = 0.151969 dB
Location: 1.5, -8, 363.7 mm

Point measurement/y (transversal) at max y/ABM Signal(x,y,z) (1x1x1):

Measurement grid: dx=10mm, dy=10mm

Cursor:

ABM1 comp = 3.29 dB A/m
BWC Factor = 0.151969 dB
Location: 1.5, -8, 363.7 mm

Scans/z (axial) 15 x 15/ABM Signal(x,y,z) (8x8x1):

Measurement grid: dx=10mm, dy=10mm

Cursor:

ABM1 comp = 12.6 dB A/m
BWC Factor = 0.15103 dB
Location: -0.5, -1.5, 363.7 mm

Report No.:	HCT-IA0907-3101-03	FCC ID:	US7-A300	Date of Issue:	Aug. 25, 2009
--------------------	--------------------	----------------	----------	-----------------------	---------------

Point measurement/z (axial) 300-3k response at max/ABM Freq Resp(x,y,z,f) (1x1x1):

Measurement grid: dx=10mm, dy=10mm

Cursor:

Diff = 1.90 dB
 BWC Factor = 10.8 dB
 Location: 1.2, -3.2, 365 mm

Point measurement/z (axial) at max z/ABM Noise(x,y,z) (1x1x1):

Measurement grid: dx=10mm, dy=10mm

Cursor:

ABM2 = -35.4 dB A/m
 Location: -0.5, -1.5, 363.7 mm

Point measurement/z (axial) at max z/ABM SNR(x,y,z) (1x1x1):

Measurement grid: dx=10mm, dy=10mm

Cursor:

ABM1/ABM2 = 47.5 dB
 ABM1 comp = 12.1 dB A/m
 BWC Factor = 0.151969 dB
 Location: -0.5, -1.5, 363.7 mm

Point measurement/z (axial) at max z/ABM Signal(x,y,z) (1x1x1):

Measurement grid: dx=10mm, dy=10mm

Cursor:

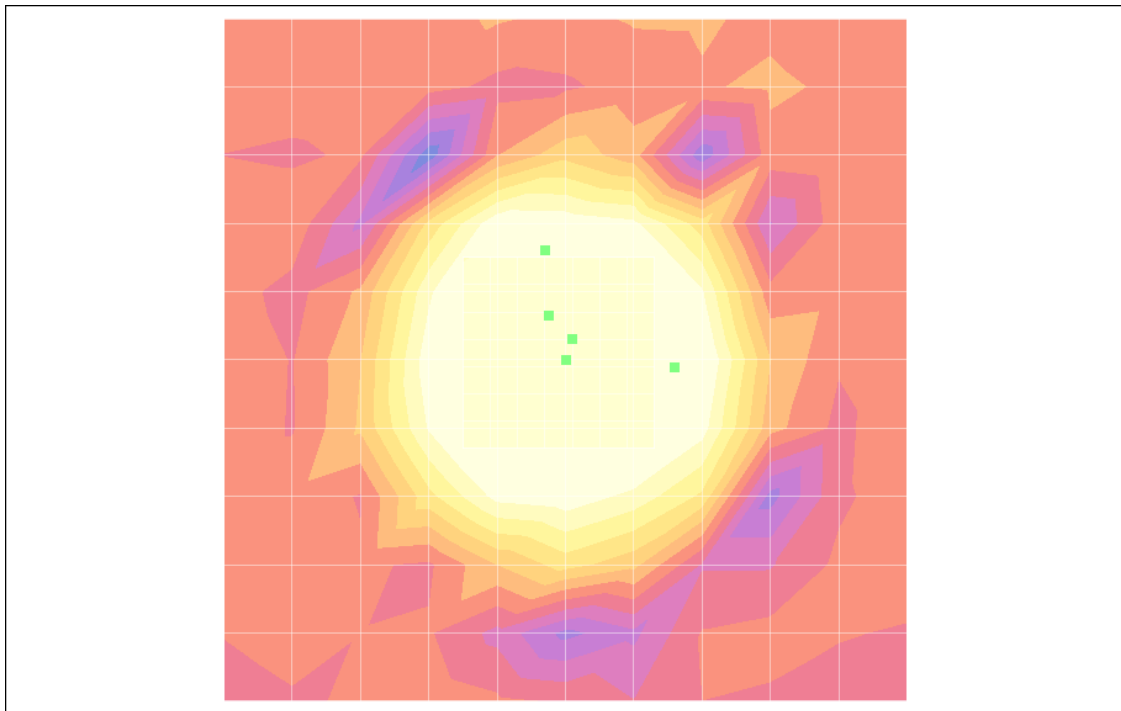
ABM1 comp = 12.1 dB A/m
 BWC Factor = 0.151969 dB
 Location: -0.5, -1.5, 363.7 mm

Scans/z (axial) rough 50 x 50/ABM Signal(x,y,z) (11x11x1):

Measurement grid: dx=10mm, dy=10mm

Cursor:

ABM1 comp = 12.5 dB A/m
 BWC Factor = 0.15103 dB
 Location: 0, 0, 363.7 mm



0 dB = 1.00A/m

Report No.:	HCT-IA0907-3101-03	FCC ID:	US7-A300	Date of Issue:	Aug. 25, 2009
--------------------	--------------------	----------------	----------	-----------------------	---------------

CDMA800 (777CH)

Test Laboratory: HCT
 File Name: [003_777ch.da4](#)

DUT: A300; Type: bar
Program Name: HAC_TCoil_WD_Emission

Communication System: CDMA 835MHz FCC; Frequency: 848.31 MHz; Duty Cycle: 1:1
 Medium parameters used: $\sigma = 0$ mho/m, $\epsilon_r = 1$; $\rho = 1$ kg/m³
 Phantom section: AMB with Coil Section

DASY4 Configuration:

- Probe: AM1DV2 - 1013; ; Calibrated: 2006-04-18
- Sensor-Surface: 0mm (Fix Surface)
- Electronics: DAE3 Sn466; Calibrated: 2009-07-21
- Phantom: HAC Test Arch with Coil; Type: SD HAC P01 BA
- Measurement SW: DASY4, V4.7 Build 71; Postprocessing SW: SEMCAD, V1.8 Build 184

Point measurement/x (longitudinal) at max x/ABM Noise(x,y,z) (1x1x1):

Measurement grid: dx=10mm, dy=10mm

Cursor:

ABM2 = -27.9 dB A/m

Location: -6, 0.5, 363.7 mm

Point measurement/x (longitudinal) at max x/ABM SNR(x,y,z) (1x1x1):

Measurement grid: dx=10mm, dy=10mm

Cursor:

ABM1/ABM2 = 31.9 dB

ABM1 comp = 4.06 dB A/m

BWC Factor = 0.151969 dB

Location: -6, 0.5, 363.7 mm

Point measurement/x (longitudinal) at max x/ABM Signal(x,y,z) (1x1x1):

Measurement grid: dx=10mm, dy=10mm

Cursor:

ABM1 comp = 4.06 dB A/m

BWC Factor = 0.151969 dB

Location: -6, 0.5, 363.7 mm

Point measurement/y (transversal) at max y/ABM Noise(x,y,z) (1x1x1):

Measurement grid: dx=10mm, dy=10mm

Cursor:

ABM2 = -39.8 dB A/m

Location: 1.5, -7, 363.7 mm

Point measurement/y (transversal) at max y/ABM SNR(x,y,z) (1x1x1):

Measurement grid: dx=10mm, dy=10mm

Cursor:

ABM1/ABM2 = 42.7 dB

ABM1 comp = 2.92 dB A/m

BWC Factor = 0.151969 dB

Location: 1.5, -7, 363.7 mm

Point measurement/y (transversal) at max y/ABM Signal(x,y,z) (1x1x1):

Measurement grid: dx=10mm, dy=10mm

Cursor:

ABM1 comp = 2.92 dB A/m

BWC Factor = 0.151969 dB

Location: 1.5, -7, 363.7 mm

Scans/z (axial) 15 x 15/ABM Signal(x,y,z) (8x8x1):

Measurement grid: dx=10mm, dy=10mm

Cursor:

ABM1 comp = 12.4 dB A/m

BWC Factor = 0.151969 dB

Location: -2.5, -1.5, 363.7 mm

Report No.:	HCT-IA0907-3101-03	FCC ID:	US7-A300	Date of Issue:	Aug. 25, 2009
--------------------	--------------------	----------------	----------	-----------------------	---------------

Point measurement/z (axial) 300-3k response at max/ABM Freq Resp(x,y,z,f) (1x1x1):
 Measurement grid: dx=10mm, dy=10mm

Cursor:
 Diff = 1.46 dB
 BWC Factor = 10.8 dB
 Location: -0.8, -3.2, 365 mm

Point measurement/z (axial) at max z/ABM Noise(x,y,z) (1x1x1):
 Measurement grid: dx=10mm, dy=10mm

Cursor:
 ABM2 = -28.5 dB A/m
 Location: -2.5, -1.5, 363.7 mm

Point measurement/z (axial) at max z/ABM SNR(x,y,z) (1x1x1):
 Measurement grid: dx=10mm, dy=10mm

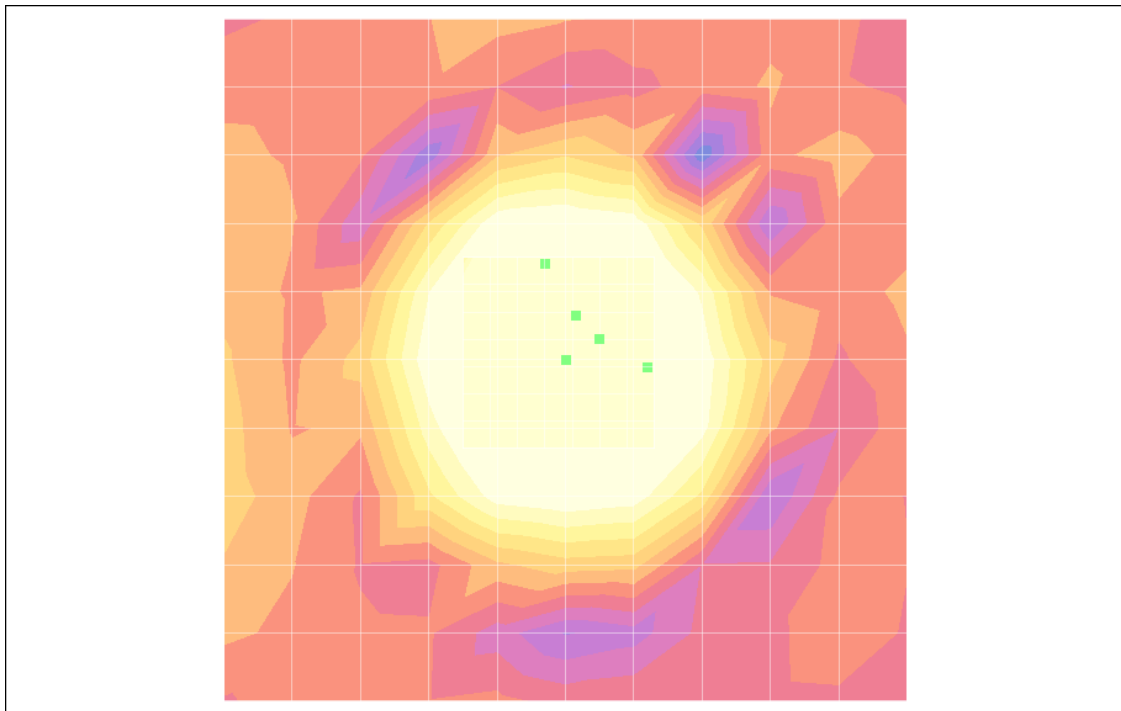
Cursor:
 ABM1/ABM2 = 40.4 dB
 ABM1 comp = 11.9 dB A/m
 BWC Factor = 0.151969 dB
 Location: -2.5, -1.5, 363.7 mm

Point measurement/z (axial) at max z/ABM Signal(x,y,z) (1x1x1):
 Measurement grid: dx=10mm, dy=10mm

Cursor:
 ABM1 comp = 11.9 dB A/m
 BWC Factor = 0.151969 dB
 Location: -2.5, -1.5, 363.7 mm

Scans/z (axial) rough 50 x 50/ABM Signal(x,y,z) (11x11x1):
 Measurement grid: dx=10mm, dy=10mm

Cursor:
 ABM1 comp = 12.3 dB A/m
 BWC Factor = 0.151969 dB
 Location: 0, 0, 363.7 mm



0 dB = 1.00A/m

Report No.:	HCT-IA0907-3101-03	FCC ID:	US7-A300	Date of Issue:	Aug. 25, 2009
--------------------	--------------------	----------------	----------	-----------------------	---------------

PCS1900 (25CH)

Test Laboratory: HCT
File Name: [004_25ch.da4](#)

DUT: A300; Type: bar
Program Name: HAC_TCoil_WD_Emission

Communication System: PCS 1900MHz FCC; Frequency: 1851.25 MHz; Duty Cycle: 1:1
Medium parameters used: $\sigma = 0$ mho/m, $\epsilon_r = 1$; $\rho = 1$ kg/m³
Phantom section: AMB with Coil Section

DASY4 Configuration:

- Probe: AM1DV2 - 1013; ; Calibrated: 2006-04-18
- Sensor-Surface: 0mm (Fix Surface)
- Electronics: DAE3 Sn466; Calibrated: 2009-07-21
- Phantom: HAC Test Arch with Coil; Type: SD HAC P01 BA
- Measurement SW: DASY4, V4.7 Build 71; Postprocessing SW: SEMCAD, V1.8 Build 184

Point measurement/x (longitudinal) at max x/ABM Noise(x,y,z) (1x1x1):

Measurement grid: dx=10mm, dy=10mm

Cursor:

ABM2 = -31.0 dB A/m
Location: -8, -1.5, 363.7 mm

Point measurement/x (longitudinal) at max x/ABM SNR(x,y,z) (1x1x1):

Measurement grid: dx=10mm, dy=10mm

Cursor:

ABM1/ABM2 = 34.5 dB
ABM1 comp = 3.52 dB A/m
BWC Factor = 0.151969 dB
Location: -8, -1.5, 363.7 mm

Point measurement/x (longitudinal) at max x/ABM Signal(x,y,z) (1x1x1):

Measurement grid: dx=10mm, dy=10mm

Cursor:

ABM1 comp = 3.52 dB A/m
BWC Factor = 0.151969 dB
Location: -8, -1.5, 363.7 mm

Point measurement/y (transversal) at max y/ABM Noise(x,y,z) (1x1x1):

Measurement grid: dx=10mm, dy=10mm

Cursor:

ABM2 = -44.1 dB A/m
Location: -2.5, -8, 363.7 mm

Point measurement/y (transversal) at max y/ABM SNR(x,y,z) (1x1x1):

Measurement grid: dx=10mm, dy=10mm

Cursor:

ABM1/ABM2 = 46.3 dB
ABM1 comp = 2.25 dB A/m
BWC Factor = 0.151969 dB
Location: -2.5, -8, 363.7 mm

Point measurement/y (transversal) at max y/ABM Signal(x,y,z) (1x1x1):

Measurement grid: dx=10mm, dy=10mm

Cursor:

ABM1 comp = 2.25 dB A/m
BWC Factor = 0.151969 dB
Location: -2.5, -8, 363.7 mm

Scans/z (axial) 15 x 15/ABM Signal(x,y,z) (8x8x1):

Measurement grid: dx=10mm, dy=10mm

Cursor:

ABM1 comp = 12.4 dB A/m
BWC Factor = 0.151969 dB
Location: 1.5, 0.5, 363.7 mm

Report No.:	HCT-IA0907-3101-03	FCC ID:	US7-A300	Date of Issue:	Aug. 25, 2009
--------------------	--------------------	----------------	----------	-----------------------	---------------

Point measurement/z (axial) 300-3k response at max/ABM Freq Resp(x,y,z,f) (1x1x1):

Measurement grid: dx=10mm, dy=10mm

Cursor:

Diff = 2.00 dB
 BWC Factor = 10.8 dB
 Location: 3.2, -1.2, 365 mm

Point measurement/z (axial) at max z/ABM Noise(x,y,z) (1x1x1):

Measurement grid: dx=10mm, dy=10mm

Cursor:

ABM2 = -28.7 dB A/m
 Location: 1.5, 0.5, 363.7 mm

Point measurement/z (axial) at max z/ABM SNR(x,y,z) (1x1x1):

Measurement grid: dx=10mm, dy=10mm

Cursor:

ABM1/ABM2 = 40.1 dB
 ABM1 comp = 11.4 dB A/m
 BWC Factor = 0.151969 dB
 Location: 1.5, 0.5, 363.7 mm

Point measurement/z (axial) at max z/ABM Signal(x,y,z) (1x1x1):

Measurement grid: dx=10mm, dy=10mm

Cursor:

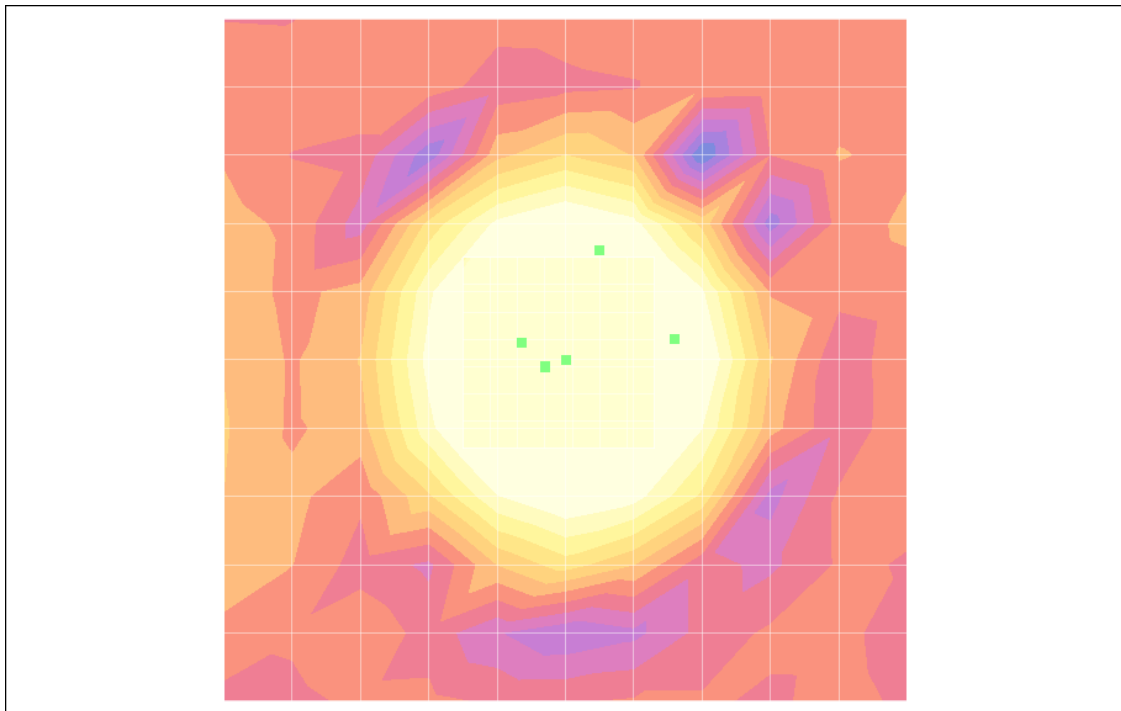
ABM1 comp = 11.4 dB A/m
 BWC Factor = 0.151969 dB
 Location: 1.5, 0.5, 363.7 mm

Scans/z (axial) rough 50 x 50/ABM Signal(x,y,z) (11x11x1):

Measurement grid: dx=10mm, dy=10mm

Cursor:

ABM1 comp = 12.4 dB A/m
 BWC Factor = 0.151969 dB
 Location: 0, 0, 363.7 mm



0 dB = 1.00A/m

Report No.:	HCT-IA0907-3101-03	FCC ID:	US7-A300	Date of Issue:	Aug. 25, 2009

PCS1900 (600CH)

Test Laboratory: HCT
File Name: [005_600ch.da4](#)

DUT: A300; Type: bar
Program Name: HAC_TCoil_WD_Emission

Communication System: PCS 1900MHz FCC; Frequency: 1880 MHz; Duty Cycle: 1:1
Medium parameters used: $\sigma = 0$ mho/m, $\epsilon_r = 1$; $\rho = 1$ kg/m³
Phantom section: AMB with Coil Section

DASY4 Configuration:

- Probe: AM1DV2 - 1013; ; Calibrated: 2006-04-18
- Sensor-Surface: 0mm (Fix Surface)
- Electronics: DAE3 Sn466; Calibrated: 2009-07-21
- Phantom: HAC Test Arch with Coil; Type: SD HAC P01 BA
- Measurement SW: DASY4, V4.7 Build 71; Postprocessing SW: SEMCAD, V1.8 Build 184

Point measurement/x (longitudinal) at max x/ABM Noise(x,y,z) (1x1x1):

Measurement grid: dx=10mm, dy=10mm

Cursor:

ABM2 = -30.8 dB A/m
Location: -8, -1.5, 363.7 mm

Point measurement/x (longitudinal) at max x/ABM SNR(x,y,z) (1x1x1):

Measurement grid: dx=10mm, dy=10mm

Cursor:

ABM1/ABM2 = 34.5 dB
ABM1 comp = 3.73 dB A/m
BWC Factor = 0.151969 dB
Location: -8, -1.5, 363.7 mm

Point measurement/x (longitudinal) at max x/ABM Signal(x,y,z) (1x1x1):

Measurement grid: dx=10mm, dy=10mm

Cursor:

ABM1 comp = 3.73 dB A/m
BWC Factor = 0.151969 dB
Location: -8, -1.5, 363.7 mm

Point measurement/y (transversal) at max y/ABM Noise(x,y,z) (1x1x1):

Measurement grid: dx=10mm, dy=10mm

Cursor:

ABM2 = -43.8 dB A/m
Location: -2.5, -8, 363.7 mm

Point measurement/y (transversal) at max y/ABM SNR(x,y,z) (1x1x1):

Measurement grid: dx=10mm, dy=10mm

Cursor:

ABM1/ABM2 = 47.1 dB
ABM1 comp = 3.30 dB A/m
BWC Factor = 0.151969 dB
Location: -2.5, -8, 363.7 mm

Point measurement/y (transversal) at max y/ABM Signal(x,y,z) (1x1x1):

Measurement grid: dx=10mm, dy=10mm

Cursor:

ABM1 comp = 3.30 dB A/m
BWC Factor = 0.151969 dB
Location: -2.5, -8, 363.7 mm

Scans/z (axial) 15 x 15/ABM Signal(x,y,z) (8x8x1):

Measurement grid: dx=10mm, dy=10mm

Cursor:

ABM1 comp = 13.2 dB A/m
BWC Factor = 0.151969 dB
Location: -0.5, 0.5, 363.7 mm

Report No.:	HCT-IA0907-3101-03	FCC ID:	US7-A300	Date of Issue:	Aug. 25, 2009
--------------------	--------------------	----------------	----------	-----------------------	---------------

Point measurement/z (axial) 300-3k response at max/ABM Freq Resp(x,y,z,f) (1x1x1):

Measurement grid: dx=10mm, dy=10mm

Cursor:

Diff = 2.00 dB

BWC Factor = 10.8 dB

Location: 1.2, -1.2, 365 mm

Point measurement/z (axial) at max z/ABM Noise(x,y,z) (1x1x1):

Measurement grid: dx=10mm, dy=10mm

Cursor:

ABM2 = -29.0 dB A/m

Location: -0.5, 0.5, 363.7 mm

Point measurement/z (axial) at max z/ABM SNR(x,y,z) (1x1x1):

Measurement grid: dx=10mm, dy=10mm

Cursor:

ABM1/ABM2 = 40.9 dB

ABM1 comp = 11.9 dB A/m

BWC Factor = 0.151969 dB

Location: -0.5, 0.5, 363.7 mm

Point measurement/z (axial) at max z/ABM Signal(x,y,z) (1x1x1):

Measurement grid: dx=10mm, dy=10mm

Cursor:

ABM1 comp = 11.9 dB A/m

BWC Factor = 0.151969 dB

Location: -0.5, 0.5, 363.7 mm

Scans/z (axial) rough 50 x 50/ABM Signal(x,y,z) (11x11x1):

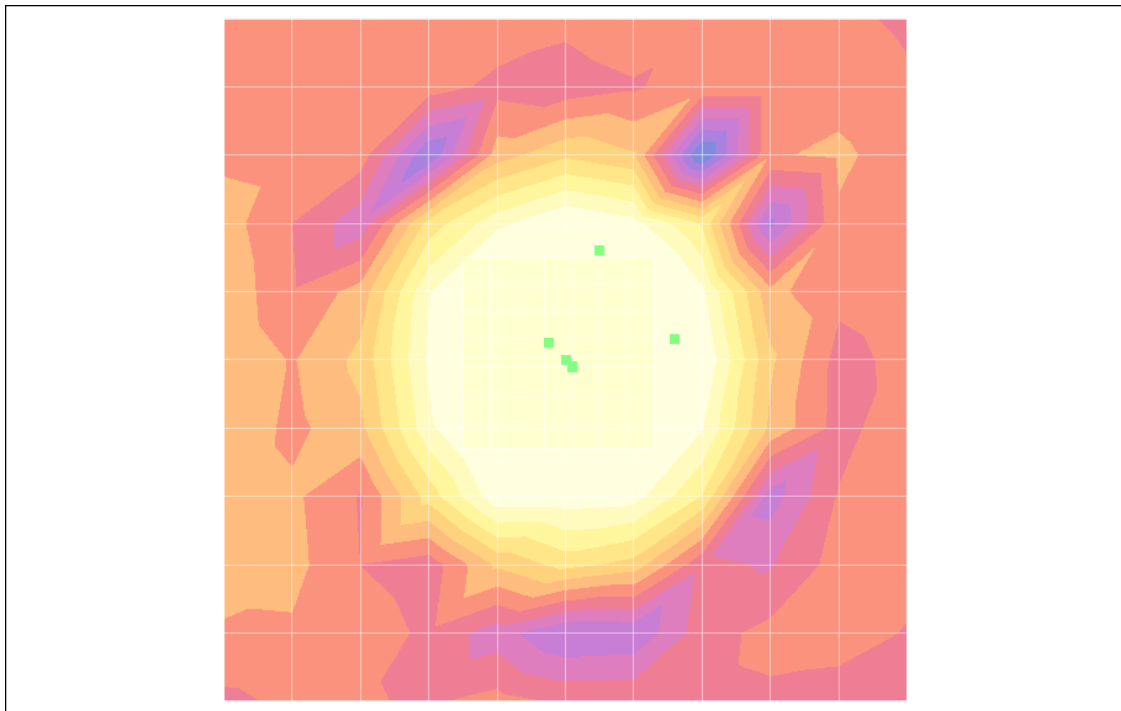
Measurement grid: dx=10mm, dy=10mm

Cursor:

ABM1 comp = 12.0 dB A/m

BWC Factor = 0.151969 dB

Location: 0, 0, 363.7 mm



0 dB = 1.00A/m

Report No.:	HCT-IA0907-3101-03	FCC ID:	US7-A300	Date of Issue:	Aug. 25, 2009

PCS1900 (1175CH)

Test Laboratory: HCT
File Name: [006_1175ch.da4](#)

DUT: A300; Type: bar
Program Name: HAC_TCoil_WD_Emission

Communication System: PCS 1900MHz FCC; Frequency: 1908.75 MHz; Duty Cycle: 1:1
Medium parameters used: $\sigma = 0$ mho/m, $\epsilon_r = 1$; $\rho = 1$ kg/m³
Phantom section: AMB with Coil Section

DASY4 Configuration:

- Probe: AM1DV2 - 1013; ; Calibrated: 2006-04-18
- Sensor-Surface: 0mm (Fix Surface)
- Electronics: DAE3 Sn466; Calibrated: 2009-07-21
- Phantom: HAC Test Arch with Coil; Type: SD HAC P01 BA
- Measurement SW: DASY4, V4.7 Build 71; Postprocessing SW: SEMCAD, V1.8 Build 184

Point measurement/x (longitudinal) at max x/ABM Noise(x,y,z) (1x1x1):

Measurement grid: dx=10mm, dy=10mm

Cursor:

ABM2 = -29.9 dB A/m

Location: -8, 0.5, 363.7 mm

Point measurement/x (longitudinal) at max x/ABM SNR(x,y,z) (1x1x1):

Measurement grid: dx=10mm, dy=10mm

Cursor:

ABM1/ABM2 = 34.1 dB

ABM1 comp = 4.21 dB A/m

BWC Factor = 0.151969 dB

Location: -8, 0.5, 363.7 mm

Point measurement/x (longitudinal) at max x/ABM Signal(x,y,z) (1x1x1):

Measurement grid: dx=10mm, dy=10mm

Cursor:

ABM1 comp = 4.21 dB A/m

BWC Factor = 0.151969 dB

Location: -8, 0.5, 363.7 mm

Point measurement/y (transversal) at max y/ABM Noise(x,y,z) (1x1x1):

Measurement grid: dx=10mm, dy=10mm

Cursor:

ABM2 = -42.9 dB A/m

Location: -0.5, -6, 363.7 mm

Point measurement/y (transversal) at max y/ABM SNR(x,y,z) (1x1x1):

Measurement grid: dx=10mm, dy=10mm

Cursor:

ABM1/ABM2 = 46.3 dB

ABM1 comp = 3.39 dB A/m

BWC Factor = 0.151969 dB

Location: -0.5, -6, 363.7 mm

Point measurement/y (transversal) at max y/ABM Signal(x,y,z) (1x1x1):

Measurement grid: dx=10mm, dy=10mm

Cursor:

ABM1 comp = 3.39 dB A/m

BWC Factor = 0.151969 dB

Location: -0.5, -6, 363.7 mm

Scans/z (axial) 15 x 15/ABM Signal(x,y,z) (8x8x1):

Measurement grid: dx=10mm, dy=10mm

Cursor:

ABM1 comp = 12.7 dB A/m

BWC Factor = 0.151969 dB

Location: -0.5, -1.5, 363.7 mm

Report No.:	HCT-IA0907-3101-03	FCC ID:	US7-A300	Date of Issue:	Aug. 25, 2009
--------------------	--------------------	----------------	----------	-----------------------	---------------

Point measurement/z (axial) 300-3k response at max/ABM Freq Resp(x,y,z,f) (1x1x1):

Measurement grid: dx=10mm, dy=10mm

Cursor:

Diff = 2.00 dB

BWC Factor = 10.8 dB

Location: 1.2, -3.2, 365 mm

Point measurement/z (axial) at max z/ABM Noise(x,y,z) (1x1x1):

Measurement grid: dx=10mm, dy=10mm

Cursor:

ABM2 = -28.2 dB A/m

Location: -0.5, -1.5, 363.7 mm

Point measurement/z (axial) at max z/ABM SNR(x,y,z) (1x1x1):

Measurement grid: dx=10mm, dy=10mm

Cursor:

ABM1/ABM2 = 40.4 dB

ABM1 comp = 12.2 dB A/m

BWC Factor = 0.151969 dB

Location: -0.5, -1.5, 363.7 mm

Point measurement/z (axial) at max z/ABM Signal(x,y,z) (1x1x1):

Measurement grid: dx=10mm, dy=10mm

Cursor:

ABM1 comp = 12.2 dB A/m

BWC Factor = 0.151969 dB

Location: -0.5, -1.5, 363.7 mm

Scans/z (axial) rough 50 x 50/ABM Signal(x,y,z) (11x11x1):

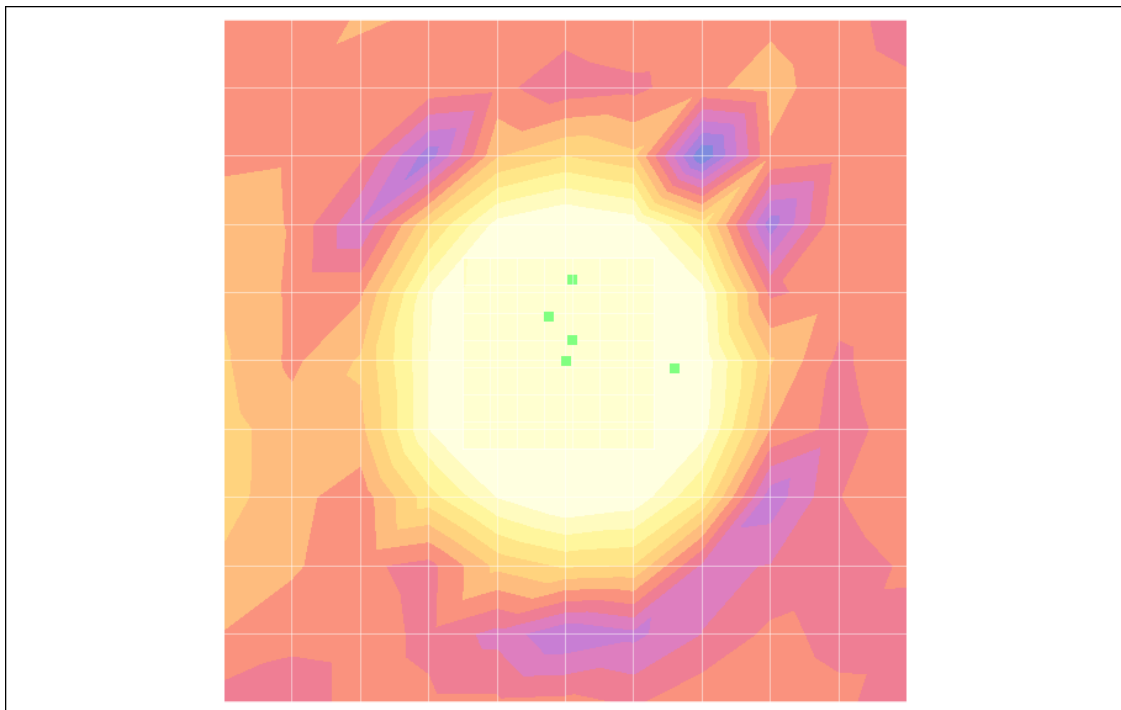
Measurement grid: dx=10mm, dy=10mm

Cursor:

ABM1 comp = 12.8 dB A/m

BWC Factor = 0.151969 dB

Location: 0, 0, 363.7 mm



0 dB = 1.00A/m

Report No.:	HCT-IA0907-3101-03	FCC ID:	US7-A300	Date of Issue:	Aug. 25, 2009
--------------------	--------------------	----------------	----------	-----------------------	---------------

AWS1700 (25CH)

Test Laboratory: HCT
File Name: [007_AWS_25ch.da4](#)

DUT: A300; Type: bar
Program Name: HAC_TCoil_WD_Emission

Communication System: AWS 1700 MHz FCC; Frequency: 1711.25 MHz; Duty Cycle: 1:1
Medium parameters used: $\sigma = 0$ mho/m, $\epsilon_r = 1$; $\rho = 1$ kg/m³
Phantom section: AMB with Coil Section

DASY4 Configuration:

- Probe: AM1DV2 - 1013; ; Calibrated: 2006-04-18
- Sensor-Surface: 0mm (Fix Surface)
- Electronics: DAE3 Sn466; Calibrated: 2009-07-21
- Phantom: HAC Test Arch with Coil; Type: SD HAC P01 BA
- Measurement SW: DASY4, V4.7 Build 71; Postprocessing SW: SEMCAD, V1.8 Build 184

Point measurement/x (longitudinal) at max x/ABM Noise(x,y,z) (1x1x1):

Measurement grid: dx=10mm, dy=10mm

Cursor:

ABM2 = -28.9 dB A/m
Location: -7, -1.5, 363.7 mm

Point measurement/x (longitudinal) at max x/ABM SNR(x,y,z) (1x1x1):

Measurement grid: dx=10mm, dy=10mm

Cursor:

ABM1/ABM2 = 34.6 dB
ABM1 comp = 5.68 dB A/m
BWC Factor = 0.151969 dB
Location: -7, -1.5, 363.7 mm

Point measurement/x (longitudinal) at max x/ABM Signal(x,y,z) (1x1x1):

Measurement grid: dx=10mm, dy=10mm

Cursor:

ABM1 comp = 5.68 dB A/m
BWC Factor = 0.151969 dB
Location: -7, -1.5, 363.7 mm

Point measurement/y (transversal) at max y/ABM Noise(x,y,z) (1x1x1):

Measurement grid: dx=10mm, dy=10mm

Cursor:

ABM2 = -39.7 dB A/m
Location: 1.5, -6, 363.7 mm

Point measurement/y (transversal) at max y/ABM SNR(x,y,z) (1x1x1):

Measurement grid: dx=10mm, dy=10mm

Cursor:

ABM1/ABM2 = 44.9 dB
ABM1 comp = 5.23 dB A/m
BWC Factor = 0.151969 dB
Location: 1.5, -6, 363.7 mm

Point measurement/y (transversal) at max y/ABM Signal(x,y,z) (1x1x1):

Measurement grid: dx=10mm, dy=10mm

Cursor:

ABM1 comp = 5.23 dB A/m
BWC Factor = 0.151969 dB
Location: 1.5, -6, 363.7 mm

Scans/z (axial) 15 x 15/ABM Signal(x,y,z) (8x8x1):

Measurement grid: dx=10mm, dy=10mm

Cursor:

ABM1 comp = 12.6 dB A/m
BWC Factor = 0.151969 dB
Location: 1.5, 0.5, 363.7 mm

Report No.:	HCT-IA0907-3101-03	FCC ID:	US7-A300	Date of Issue:	Aug. 25, 2009
--------------------	--------------------	----------------	----------	-----------------------	---------------

Point measurement/z (axial) 300-3k response at max/ABM Freq Resp(x,y,z,f) (1x1x1):
 Measurement grid: dx=10mm, dy=10mm

Cursor:
 Diff = 1.48 dB
 BWC Factor = 10.8 dB
 Location: 3.2, -1.2, 365 mm

Point measurement/z (axial) at max z/ABM Noise(x,y,z) (1x1x1):
 Measurement grid: dx=10mm, dy=10mm

Cursor:
 ABM2 = -25.8 dB A/m
 Location: 1.5, 0.5, 363.7 mm

Point measurement/z (axial) at max z/ABM SNR(x,y,z) (1x1x1):
 Measurement grid: dx=10mm, dy=10mm

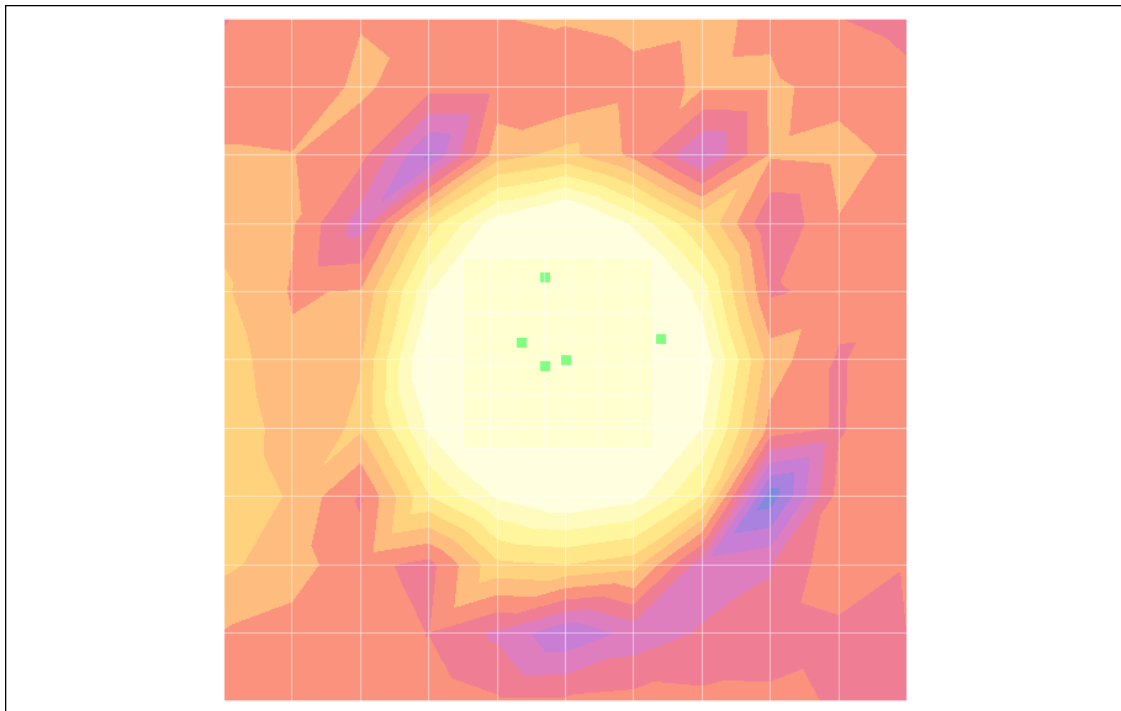
Cursor:
 ABM1/ABM2 = 37.5 dB
 ABM1 comp = 11.7 dB A/m
 BWC Factor = 0.151969 dB
 Location: 1.5, 0.5, 363.7 mm

Point measurement/z (axial) at max z/ABM Signal(x,y,z) (1x1x1):
 Measurement grid: dx=10mm, dy=10mm

Cursor:
 ABM1 comp = 11.7 dB A/m
 BWC Factor = 0.151969 dB
 Location: 1.5, 0.5, 363.7 mm

Scans/z (axial) rough 50 x 50/ABM Signal(x,y,z) (11x11x1):
 Measurement grid: dx=10mm, dy=10mm

Cursor:
 ABM1 comp = 12.3 dB A/m
 BWC Factor = 0.151969 dB
 Location: 0, 0, 363.7 mm



0 dB = 1.00A/m

Report No.:	HCT-IA0907-3101-03	FCC ID:	US7-A300	Date of Issue:	Aug. 25, 2009
--------------------	--------------------	----------------	----------	-----------------------	---------------

AWS1700 (450CH)

Test Laboratory: HCT
File Name: [008_AWS 450ch.da4](#)

DUT: A300; Type: bar
Program Name: HAC_TCoil_WD_Emission

Communication System: AWS 1700 MHz FCC; Frequency: 1732.5 MHz; Duty Cycle: 1:1
Medium parameters used: $\sigma = 0$ mho/m, $\epsilon_r = 1$; $\rho = 1$ kg/m³
Phantom section: AMB with Coil Section

DASY4 Configuration:

- Probe: AM1DV2 - 1013; ; Calibrated: 2006-04-18
- Sensor-Surface: 0mm (Fix Surface)
- Electronics: DAE3 Sn466; Calibrated: 2009-07-21
- Phantom: HAC Test Arch with Coil; Type: SD HAC P01 BA
- Measurement SW: DASY4, V4.7 Build 71; Postprocessing SW: SEMCAD, V1.8 Build 184

Point measurement/x (longitudinal) at max x/ABM Noise(x,y,z) (1x1x1):

Measurement grid: dx=10mm, dy=10mm

Cursor:

ABM2 = -28.7 dB A/m
Location: -8, 0.5, 363.7 mm

Point measurement/x (longitudinal) at max x/ABM SNR(x,y,z) (1x1x1):

Measurement grid: dx=10mm, dy=10mm

Cursor:

ABM1/ABM2 = 34.1 dB
ABM1 comp = 5.35 dB A/m
BWC Factor = 0.151969 dB
Location: -8, 0.5, 363.7 mm

Point measurement/x (longitudinal) at max x/ABM Signal(x,y,z) (1x1x1):

Measurement grid: dx=10mm, dy=10mm

Cursor:

ABM1 comp = 5.35 dB A/m
BWC Factor = 0.151969 dB
Location: -8, 0.5, 363.7 mm

Point measurement/y (transversal) at max y/ABM Noise(x,y,z) (1x1x1):

Measurement grid: dx=10mm, dy=10mm

Cursor:

ABM2 = -38.3 dB A/m
Location: -0.5, 8, 363.7 mm

Point measurement/y (transversal) at max y/ABM SNR(x,y,z) (1x1x1):

Measurement grid: dx=10mm, dy=10mm

Cursor:

ABM1/ABM2 = 42.6 dB
ABM1 comp = 4.34 dB A/m
BWC Factor = 0.151969 dB
Location: -0.5, 8, 363.7 mm

Point measurement/y (transversal) at max y/ABM Signal(x,y,z) (1x1x1):

Measurement grid: dx=10mm, dy=10mm

Cursor:

ABM1 comp = 4.34 dB A/m
BWC Factor = 0.151969 dB
Location: -0.5, 8, 363.7 mm

Scans/z (axial) 15 x 15/ABM Signal(x,y,z) (8x8x1):

Measurement grid: dx=10mm, dy=10mm

Cursor:

ABM1 comp = 12.3 dB A/m
BWC Factor = 0.151969 dB
Location: -0.5, 0.5, 363.7 mm

Report No.:	HCT-IA0907-3101-03	FCC ID:	US7-A300	Date of Issue:	Aug. 25, 2009
--------------------	--------------------	----------------	----------	-----------------------	---------------

Point measurement/z (axial) 300-3k response at max/ABM Freq Resp(x,y,z,f) (1x1x1):

Measurement grid: dx=10mm, dy=10mm

Cursor:

Diff = 1.55 dB
 BWC Factor = 10.8 dB
 Location: 1.2, -1.2, 365 mm

Point measurement/z (axial) at max z/ABM Noise(x,y,z) (1x1x1):

Measurement grid: dx=10mm, dy=10mm

Cursor:

ABM2 = -26.8 dB A/m
 Location: -0.5, 0.5, 363.7 mm

Point measurement/z (axial) at max z/ABM SNR(x,y,z) (1x1x1):

Measurement grid: dx=10mm, dy=10mm

Cursor:

ABM1/ABM2 = 39.7 dB
 ABM1 comp = 12.9 dB A/m
 BWC Factor = 0.151969 dB
 Location: -0.5, 0.5, 363.7 mm

Point measurement/z (axial) at max z/ABM Signal(x,y,z) (1x1x1):

Measurement grid: dx=10mm, dy=10mm

Cursor:

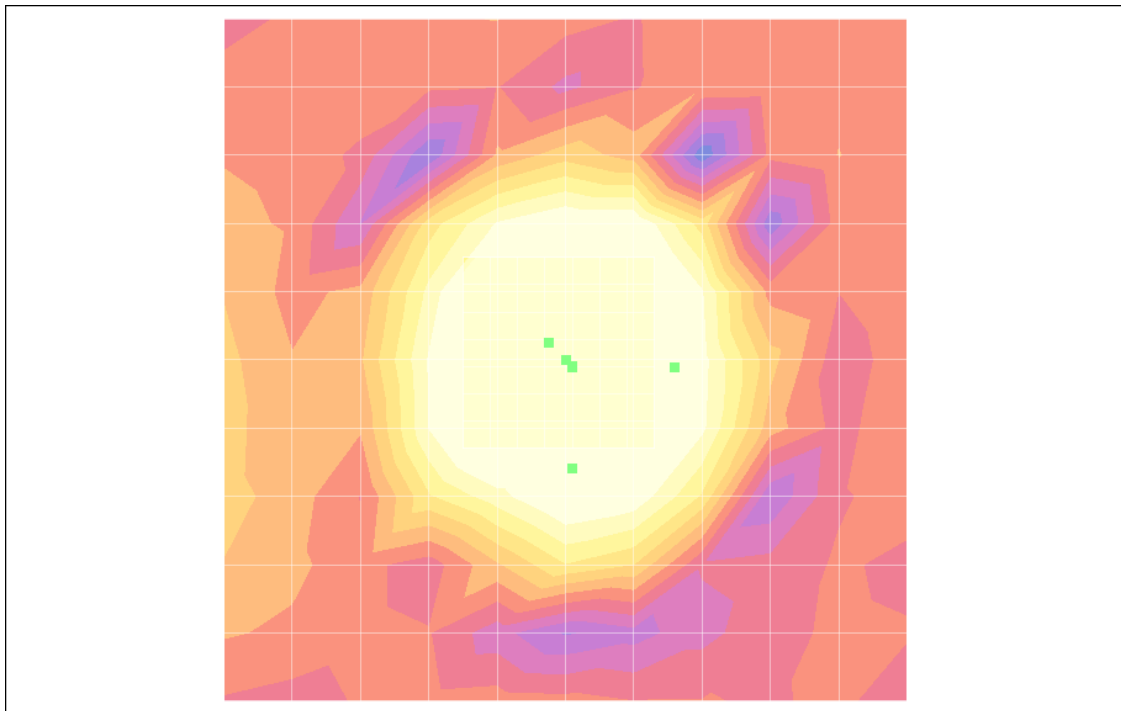
ABM1 comp = 12.9 dB A/m
 BWC Factor = 0.151969 dB
 Location: -0.5, 0.5, 363.7 mm

Scans/z (axial) rough 50 x 50/ABM Signal(x,y,z) (11x11x1):

Measurement grid: dx=10mm, dy=10mm

Cursor:

ABM1 comp = 12.3 dB A/m
 BWC Factor = 0.151969 dB
 Location: 0, 0, 363.7 mm



0 dB = 1.00A/m

Report No.:	HCT-IA0907-3101-03	FCC ID:	US7-A300	Date of Issue:	Aug. 25, 2009
--------------------	--------------------	----------------	----------	-----------------------	---------------

AWS1700 (875CH)

Test Laboratory: HCT
 File Name: [009_AWS_875ch.da4](#)

DUT: A300; Type: bar
Program Name: HAC_TCoil_WD_Emission

Communication System: AWS 1700 MHz FCC; Frequency: 1753.75 MHz; Duty Cycle: 1:1
 Medium parameters used: $\sigma = 0$ mho/m, $\epsilon_r = 1$; $\rho = 1$ kg/m³
 Phantom section: AMB with Coil Section

DASY4 Configuration:
 - Probe: AM1DV2 - 1013; ; Calibrated: 2006-04-18
 - Sensor-Surface: 0mm (Fix Surface)
 - Electronics: DAE3 Sn466; Calibrated: 2009-07-21
 - Phantom: HAC Test Arch with Coil; Type: SD HAC P01 BA
 - Measurement SW: DASY4, V4.7 Build 71; Postprocessing SW: SEMCAD, V1.8 Build 184

Point measurement/x (longitudinal) at max x/ABM Noise(x,y,z) (1x1x1):

Measurement grid: dx=10mm, dy=10mm

Cursor:

ABM2 = -41.6 dB A/m
 Location: -7, 0.5, 363.7 mm

Point measurement/x (longitudinal) at max x/ABM SNR(x,y,z) (1x1x1):

Measurement grid: dx=10mm, dy=10mm

Cursor:

ABM1/ABM2 = 48.0 dB
 ABM1 comp = 6.43 dB A/m
 BWC Factor = 0.151969 dB
 Location: -7, 0.5, 363.7 mm

Point measurement/x (longitudinal) at max x/ABM Signal(x,y,z) (1x1x1):

Measurement grid: dx=10mm, dy=10mm

Cursor:

ABM1 comp = 6.43 dB A/m
 BWC Factor = 0.151969 dB
 Location: -7, 0.5, 363.7 mm

Point measurement/y (transversal) at max y/ABM Noise(x,y,z) (1x1x1):

Measurement grid: dx=10mm, dy=10mm

Cursor:

ABM2 = -47.6 dB A/m
 Location: -0.5, -8, 363.7 mm

Point measurement/y (transversal) at max y/ABM SNR(x,y,z) (1x1x1):

Measurement grid: dx=10mm, dy=10mm

Cursor:

ABM1/ABM2 = 52.2 dB
 ABM1 comp = 4.60 dB A/m
 BWC Factor = 0.151969 dB
 Location: -0.5, -8, 363.7 mm

Point measurement/y (transversal) at max y/ABM Signal(x,y,z) (1x1x1):

Measurement grid: dx=10mm, dy=10mm

Cursor:

ABM1 comp = 4.60 dB A/m
 BWC Factor = 0.151969 dB
 Location: -0.5, -8, 363.7 mm

Scans/z (axial) 15 x 15/ABM Signal(x,y,z) (8x8x1):

Measurement grid: dx=10mm, dy=10mm

Cursor:

ABM1 comp = 12.5 dB A/m
 BWC Factor = 0.15103 dB
 Location: -0.5, 0.5, 363.7 mm

Report No.:	HCT-IA0907-3101-03	FCC ID:	US7-A300	Date of Issue:	Aug. 25, 2009
--------------------	--------------------	----------------	----------	-----------------------	---------------

Point measurement/z (axial) 300-3k response at max/ABM Freq Resp(x,y,z,f) (1x1x1):

Measurement grid: dx=10mm, dy=10mm

Cursor:

Diff = 2.00 dB
 BWC Factor = 10.8 dB
 Location: 1.2, -1.2, 365 mm

Point measurement/z (axial) at max z/ABM Noise(x,y,z) (1x1x1):

Measurement grid: dx=10mm, dy=10mm

Cursor:

ABM2 = -36.4 dB A/m
 Location: -0.5, 0.5, 363.7 mm

Point measurement/z (axial) at max z/ABM SNR(x,y,z) (1x1x1):

Measurement grid: dx=10mm, dy=10mm

Cursor:

ABM1/ABM2 = 48.4 dB
 ABM1 comp = 12.0 dB A/m
 BWC Factor = 0.151969 dB
 Location: -0.5, 0.5, 363.7 mm

Point measurement/z (axial) at max z/ABM Signal(x,y,z) (1x1x1):

Measurement grid: dx=10mm, dy=10mm

Cursor:

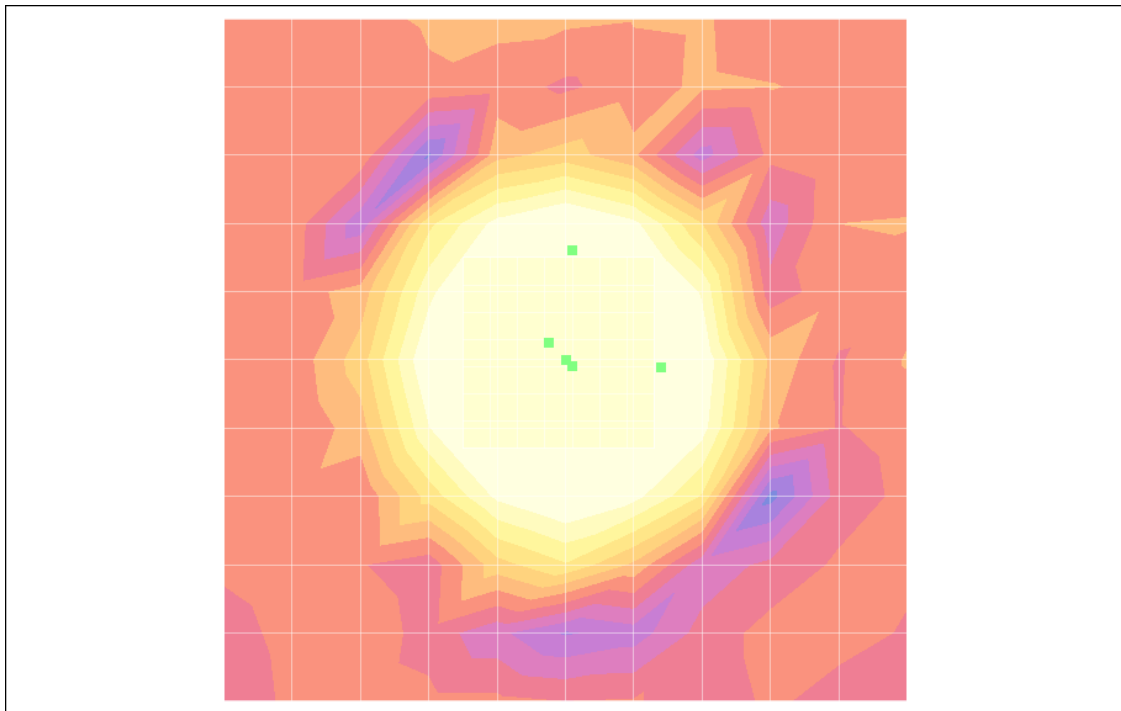
ABM1 comp = 12.0 dB A/m
 BWC Factor = 0.151969 dB
 Location: -0.5, 0.5, 363.7 mm

Scans/z (axial) rough 50 x 50/ABM Signal(x,y,z) (11x11x1):

Measurement grid: dx=10mm, dy=10mm

Cursor:

ABM1 comp = 12.1 dB A/m
 BWC Factor = 0.15103 dB
 Location: 0, 0, 363.7 mm



0 dB = 1.00A/m