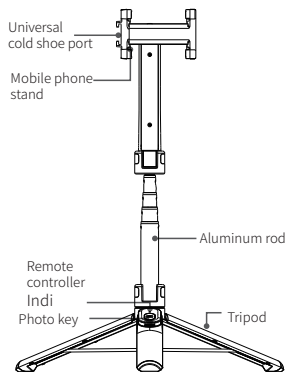


# MINI Selfie Stick (Upgrade)

## Quick Start Guide

### Product appearance



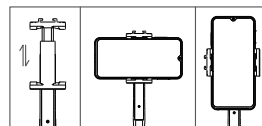
### Bluetooth connection

Power on after long pressing the power button for 3 seconds, then turn on the phone bluetooth to enter search condition, and click "Dispho" in the searched equipment. The blue light will be on after the success of the connection.



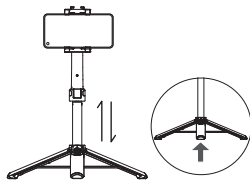
### Fix the phone

Rotate the phone holder till you can pull open the holder handle and x the phone securely on the holder.



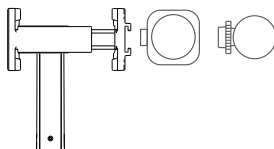
### Use tripod (Optional)

This product comes with a tripod. Open the selfie holder from the bottom and fix it on a steady horizontal plane, then you can start to enjoy your selfie shooting experience.



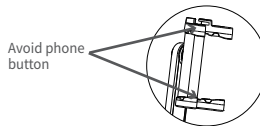
### Universal cold shoe port

The cold shoe port can be connected to the adaptable live broadcast accessories to expand the multi-functional usage scenarios.

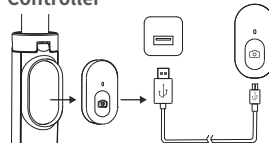


### Avoid button

When the mobile phone is used, the product cannot work normally due to the touch of the mobile phone buttons. This product is suitable for all mobile phones.



### Charging Mode of Remote Controller



Take down the remote control, set a type-c interface at the bottom of the remote control, and connect Type-C to charge

### Warnings

1. Watch your hands during use.
2. The product is not designed for children under 14 years old. Do not swallow it.
3. Do not dismantle or modify the product.
4. Do not store the product in a humid environment.
5. Keep the product away from heat sources.
6. Do not expose the product to water or other liquids in case of damage.

Winners' Sun Plastic & Electronics (Shenzhen) Co., Ltd.  
Production Address: 1/F-4/F of Factory 6 & 3/F of Factory 2, Detai Industrial Park, 496 Huarong Road, Langkou Community, Dalang Sub-district, Longhua District, Shenzhen

FCC statements:

This device complies with part 15 of the FCC rules. Operation is subject to the following two conditions:  
(1) this device may not cause harmful interference, and (2) this device must accept any interference received, including interference that may cause undesired operation.

NOTE: The manufacturer is not responsible for any radio or TV interference caused by unauthorized modifications or changes to this equipment. Such modifications or changes could void the user's authority to operate the equipment.

The device has been evaluated to meet general RF exposure requirement, The device can be used in portable exposure condition without restriction

Federal Communication Commission (FCC) Radiation Exposure Statement

Power is so low that no RF exposure calculation is needed.

FCC ID:UR9WS-21005