

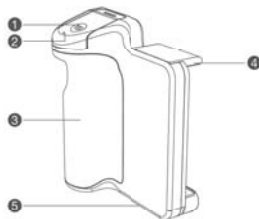
## Quick Guide

The device has been evaluated to meet general RF exposure requirement, The device can be used in portable exposure condition without restriction Federal Communication Commission (FCC) Radiation Exposure Statement Power is so low that no RF exposure calculation is needed.

This device complies with part 15 of the FCC rules. Operation is subject to the following two conditions: (1) this device may not cause harmful interference, and (2) this device must accept any interference received, including interference that may cause undesired operation.

NOTE: The manufacturer is not responsible for any radio or TV interference caused by unauthorized modifications or changes to this equipment. Such modifications or changes could void the user's authority to operate the equipment.

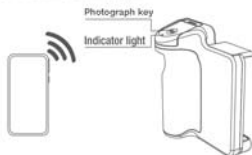
### Product description



1. Photograph key
2. Indicator light of remote control
3. Handle
4. Mobile phone clip
5. 1/4 standard screw thread

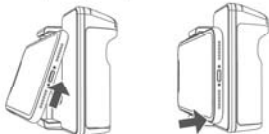
### Bluetooth pairing

Press the photograph key for 3s to enter the Bluetooth pairing state; open the mobile terminal to enter the Bluetooth searching state; click "Dispho" in the searching equipment; after the successful connection, the green light of the Selfie stick is bright.



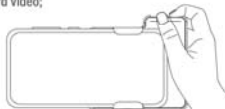
### Fix the mobile phone

1. Tilt the mobile phone above the bracket, and push the mobile phone upwards;
2. Put the mobile phone into the bracket backwards to finish the device.



### Take photos/ record video

Hold the handle, press the photograph key to take photos/ record video;



Clamp mobile phone 1/3 (as shown in figure)

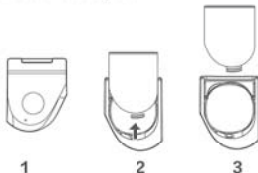
### 1/4 standard screw thread (optional)

The bottom of the bracket is provided with 1/4 standard screw thread; and other products with screw thread can be selected to match with the 1/4 standard screw thread.



### Replace battery of remote control

Take out the remote control, rotate the remote control to the back, push the battery cover along the arrow direction, and take out the battery to be replaced.



### Warm prompt

1. The Bluetooth of the remote control is connected; the selfie stick shall enter the dormant state within 10min if there is no operation; and the connection can be recovered if the photograph key is pressed again.
2. The mobile phone shall be turned off when it is dormant for 20min.
3. When the remote control is used and the electric quantity of the battery is not enough, the red light of the remote control flashes for reminding. Please replace the battery in time.

# Thank You