

1. TEST SETUP PHOTOGRAPHS

1.1. Photo of Radiated Emission Measurement (Y Position)




Fig.1




Fig.2

1.2.Photo of Conducted Emission Measurement




Fig.1