







External Photo

















MODEL: 580245A071
INPUT: 100-240V~500mA, 50-60Hz
OUTPUT: 3.6V-6V ≈ 3A
6.2V-9V ≈ 2A(QC3.0)
9.2V-12V ≈ 1.5A(QC3.0)

28JJ
E473497



LISTED
Power Supply

