



Exhibit: Test Setup Photos

FCC ID: UP2AWA24R
IC: 6797A-AWA24R

Report File #: 7169000966-001


Client	Artaflex Inc.	
Product	AWA24R	
Standard(s)	RSS 247 Issue 1:2015 FCC Part 15 Subpart 15.247:2016	



Figure 1 – Radiated Emissions Setup – Photo 1


Client	Artaflex Inc.	
Product	AWA24R	
Standard(s)	RSS 247 Issue 1:2015 FCC Part 15 Subpart 15.247:2016	



Figure 2 – Radiated Emissions Setup – Photo 2



Client	Artaflex Inc.	
Product	AWA24R	
Standard(s)	RSS 247 Issue 1:2015 FCC Part 15 Subpart 15.247:2016	



Figure 3 – Radiated Emissions Setup – Photo 3

Client	Artaflex Inc.	
Product	AWA24R	
Standard(s)	RSS 247 Issue 1:2015 FCC Part 15 Subpart 15.247:2016	




Figure 4 – Antenna Port Conducted Emissions Setup